



See a Social Security Number? Say Something!  
Report Privacy Problems to <https://public.resource.org/privacy>  
Or call the IRS Identity Theft Hotline at 1-800-908-4490



Form **990-PF**

**Return of Private Foundation**  
or Section 4947(a)(1) Trust Treated as Private Foundation

OMB No 1545-0052

**2016**

Department of the Treasury  
Internal Revenue Service

▶ Do not enter social security numbers on this form as it may be made public.  
▶ Information about Form 990-PF and its separate instructions is at [www.irs.gov/form990pf](http://www.irs.gov/form990pf).

Open to Public Inspection

For calendar year 2016 or tax year beginning , and ending

Name of foundation <b>HERBERT A. TEMPLETON FOUNDATION</b>		A Employer identification number <b>93-0505586</b>
Number and street (or P.O. box number if mail is not delivered to street address) <b>0650 SW GAINES STREET #1102</b>		B Telephone number (see instructions) <b>503-223-0036</b>
City or town, state or province, country, and ZIP or foreign postal code <b>PORTLAND OR 97239</b>		C If exemption application is pending, check here <input type="checkbox"/>
G Check all that apply: <div style="display: flex; justify-content: space-between;"> <div> <input type="checkbox"/> Initial return  <input type="checkbox"/> Final return  <input type="checkbox"/> Address change         </div> <div> <input type="checkbox"/> Initial return of a former public charity  <input type="checkbox"/> Amended return  <input type="checkbox"/> Name change         </div> </div>		D 1. Foreign organizations, check here <input type="checkbox"/> 2. Foreign organizations meeting the 85% test, check here and attach computation <input type="checkbox"/>
H Check type of organization: <input checked="" type="checkbox"/> Section 501(c)(3) exempt private foundation <input type="checkbox"/> Section 4947(a)(1) nonexempt charitable trust <input type="checkbox"/> Other taxable private foundation		E If private foundation status was terminated under section 507(b)(1)(A), check here <input type="checkbox"/>
I Fair market value of all assets at end of year (from Part II, col (c), line 16) ▶ \$ <b>22,373,642</b>	J Accounting method: <input checked="" type="checkbox"/> Cash <input type="checkbox"/> Accrual <input type="checkbox"/> Other (specify)	
F If the foundation is in a 60-month termination under section 507(b)(1)(B), check here <input type="checkbox"/>		

Part I Analysis of Revenue and Expenses (The total of amounts in columns (b), (c), and (d) may not necessarily equal the amounts in column (a) (see instructions) )		(a) Revenue and expenses per books	(b) Net investment income	(c) Adjusted net income	(d) Disbursements for charitable purposes (cash basis only)
Revenue	1 Contributions, gifts, grants, etc , received (attach schedule)				
	2 Check <input checked="" type="checkbox"/> if the foundation is not required to attach Sch B				
	3 Interest on savings and temporary cash investments	8	8		
	4 Dividends and interest from securities	528,642	528,642		
	5a Gross rents				
	b Net rental income or (loss)				
	6a Net gain or (loss) from sale of assets not on line 10	-541,292			
	b Gross sales price for all assets on line 6a 7,227,168				
	7 Capital gain net income (from Part IV, line 2)		0		
	8 Net short-term capital gain			0	
	9 Income modifications				
	10a Gross sales less returns and allowances				
Operating and Administrative Expenses	b Less Cost of goods sold				
	c Gross profit or (loss) (attach schedule)				
	11 Other income (attach schedule) Stmt 1	1,968	1,968		
	12 Total. Add lines 1 through 11	-10,674	530,618	0	
	13 Compensation of officers, directors, trustees, etc	38,000			38,000
	14 Other employee salaries and wages	21,411			21,411
	15 Pension plans, employee benefits				
	16a Legal fees (attach schedule) See Stmt 2	3,049	1,524		1,525
	b Accounting fees (attach schedule) Stmt 3	9,945	4,973		4,972
	c Other professional fees (attach schedule) Stmt 4	85,319	85,319		
	17 Interest				
	18 Taxes (attach schedule) (see instructions) Stmt 5	-5,223	6,486		6,676
	19 Depreciation (attach schedule) and depletion Stmt 6	366			
	20 Occupancy	28,283			28,283
	21 Travel, conferences, and meetings				
	22 Printing and publications	2,614			2,614
	23 Other expenses (att. sch ) Stmt 7	3,374			3,374
	24 Total operating and administrative expenses. Add lines 13 through 23	187,138	98,302	0	106,855
25 Contributions, gifts, grants paid	1,028,205			1,028,205	
26 Total expenses and disbursements. Add lines 24 and 25	1,215,343	98,302	0	1,135,060	
27 Subtract line 26 from line 12					
a Excess of revenue over expenses and disbursements	-1,226,017				
b Net investment income (if negative, enter -0-)		432,316			
c Adjusted net income (if negative, enter -0-)			0		

For Paperwork Reduction Act Notice, see instructions.

DAA

Form **990-PF** (2016)

9-24

Part II Balance Sheets		Attached schedules and amounts in the description column should be for end-of-year amounts only (See instructions)		Beginning of year	End of year	
				(a) Book Value	(b) Book Value	(c) Fair Market Value
Assets	1	Cash – non-interest-bearing		49,372	30,424	30,424
	2	Savings and temporary cash investments		2,660,377	4,090,643	4,090,643
	3	Accounts receivable ▶				
		Less: allowance for doubtful accounts ▶				
	4	Pledges receivable ▶				
		Less: allowance for doubtful accounts ▶				
	5	Grants receivable				
	6	Receivables due from officers, directors, trustees, and other disqualified persons (attach schedule) (see instructions)				
	7	Other notes and loans receivable (att. schedule) ▶				
		Less: allowance for doubtful accounts ▶	0			
	8	Inventories for sale or use				
	9	Prepaid expenses and deferred charges				
	10a	Investments – U S and state government obligations (attach schedule) Stmt 8		141	111	112
	b	Investments – corporate stock (attach schedule) See Stmt 9		17,252,098	15,318,841	17,191,419
	c	Investments – corporate bonds (attach schedule) See Stmt 10		1,800,294	1,077,454	1,060,786
	11	Investments – land, buildings, and equipment basis ▶				
	Less: accumulated depreciation (attach sch) ▶					
12	Investments – mortgage loans					
13	Investments – other (attach schedule)					
14	Land, buildings, and equipment basis ▶	9,862				
	Less: accumulated depreciation (attach sch) ▶ Stmt 11	9,604	623	258	258	
15	Other assets (describe ▶)					
16	Total assets (to be completed by all filers – see the instructions. Also, see page 1, item I)		21,762,905	20,517,731	22,373,642	
Liabilities	17	Accounts payable and accrued expenses				
	18	Grants payable				
	19	Deferred revenue				
	20	Loans from officers, directors, trustees, and other disqualified persons				
	21	Mortgages and other notes payable (attach schedule)				
	22	Other liabilities (describe ▶)				
	23	Total liabilities (add lines 17 through 22)		0	0	
Net Assets or Fund Balances	Foundations that follow SFAS 117, check here and complete lines 24 through 26 and lines 30 and 31. ▶ <input type="checkbox"/>					
	24	Unrestricted				
	25	Temporarily restricted				
	26	Permanently restricted				
	Foundations that do not follow SFAS 117, check here and complete lines 27 through 31. ▶ <input checked="" type="checkbox"/>					
	27	Capital stock, trust principal, or current funds		21,762,905	20,517,731	
	28	Paid-in or capital surplus, or land, bldg, and equipment fund				
	29	Retained earnings, accumulated income, endowment, or other funds				
	30	Total net assets or fund balances (see instructions)		21,762,905	20,517,731	
31	Total liabilities and net assets/fund balances (see instructions)		21,762,905	20,517,731		

## Part III Analysis of Changes in Net Assets or Fund Balances

1	Total net assets or fund balances at beginning of year – Part II, column (a), line 30 (must agree with end-of-year figure reported on prior year's return)	1	21,762,905
2	Enter amount from Part I, line 27a	2	-1,226,017
3	Other increases not included in line 2 (itemize) ▶	3	
4	Add lines 1, 2, and 3	4	20,536,888
5	Decreases not included in line 2 (itemize) ▶ See Statement 12	5	19,157
6	Total net assets or fund balances at end of year (line 4 minus line 5) – Part II, column (b), line 30	6	20,517,731

**Part IV Capital Gains and Losses for Tax on Investment Income**

(a) List and describe the kind(s) of property sold (e.g., real estate, 2-story brick warehouse or common stock 200 shs MLC Co.)		(b) How acquired P - Purchase D - Donation	(c) Date acquired (mo., day, yr.)	(d) Date sold (mo., day, yr.)
<b>1a See Worksheet</b>				
<b>b</b>				
<b>c</b>				
<b>d</b>				
<b>e</b>				

(e) Gross sales price	(f) Depreciation allowed (or allowable)	(g) Cost or other basis plus expense of sale	(h) Gain or (loss) (e) plus (f) minus (g)
<b>a</b>			
<b>b</b>			
<b>c</b>			
<b>d</b>			
<b>e</b>			

Complete only for assets showing gain in column (h) and owned by the foundation on 12/31/69

(i) FMV as of 12/31/69	(j) Adjusted basis as of 12/31/69	(k) Excess of col. (i) over col. (j), if any	(l) Gains (Col. (h) gain minus col. (k) but not less than -0-) or Losses (from col. (h))
<b>a</b>			
<b>b</b>			
<b>c</b>			
<b>d</b>			
<b>e</b>			

<b>2</b> Capital gain net income or (net capital loss)	<div style="border: 1px solid black; padding: 2px;">                     If gain, also enter in Part I, line 7                      If (loss), enter -0- in Part I, line 7                 </div>	<b>2</b>	<b>-541,292</b>
<b>3</b> Net short-term capital gain or (loss) as defined in sections 1222(5) and (6) If gain, also enter in Part I, line 8, column (c) (see instructions) If (loss), enter -0- in Part I, line 8		<b>3</b>	<b>-235,268</b>

**Part V Qualification Under Section 4940(e) for Reduced Tax on Net Investment Income**

(For optional use by domestic private foundations subject to the section 4940(a) tax on net investment income.)

If section 4940(d)(2) applies, leave this part blank.

Was the foundation liable for the section 4942 tax on the distributable amount of any year in the base period?

☐ Yes ☒ No

If "Yes," the foundation does not qualify under section 4940(e). Do not complete this part.

**1** Enter the appropriate amount in each column for each year, see the instructions before making any entries

(a) Base period years Calendar year (or tax year beginning in)	(b) Adjusted qualifying distributions	(c) Net value of noncharitable-use assets	(d) Distribution ratio (col. (b) divided by col. (c))
2015	1,170,721	22,824,770	0.051292
2014	1,156,215	23,668,963	0.048849
2013	1,101,782	22,463,461	0.049048
2012	1,029,702	20,622,504	0.049931
2011	901,235	19,425,995	0.046393

<b>2</b> Total of line 1, column (d)	<b>2</b>	<b>0.245513</b>
<b>3</b> Average distribution ratio for the 5-year base period - divide the total on line 2 by 5, or by the number of years the foundation has been in existence if less than 5 years	<b>3</b>	<b>0.049103</b>
<b>4</b> Enter the net value of noncharitable-use assets for 2016 from Part X, line 5	<b>4</b>	<b>21,485,274</b>
<b>5</b> Multiply line 4 by line 3	<b>5</b>	<b>1,054,991</b>
<b>6</b> Enter 1% of net investment income (1% of Part I, line 27b)	<b>6</b>	<b>4,323</b>
<b>7</b> Add lines 5 and 6	<b>7</b>	<b>1,059,314</b>
<b>8</b> Enter qualifying distributions from Part XII, line 4 If line 8 is equal to or greater than line 7, check the box in Part VI, line 1b, and complete that part using a 1% tax rate. See the Part VI instructions.	<b>8</b>	<b>1,135,060</b>

**Part VI Excise Tax Based on Investment Income (Section 4940(a), 4940(b), 4940(e), or 4948 - see instructions)**

1a Exempt operating foundations described in section 4940(d)(2), check here <input type="checkbox"/> and enter "N/A" on line 1 Date of ruling or determination letter: (attach copy of letter if necessary—see instructions)		1	4,323
b Domestic foundations that meet the section 4940(e) requirements in Part V, check here <input checked="" type="checkbox"/> and enter 1% of Part I, line 27b			
c All other domestic foundations enter 2% of line 27b. Exempt foreign organizations enter 4% of Part I, line 12, col (b)			
2 Tax under section 511 (domestic section 4947(a)(1) trusts and taxable foundations only Others enter -0-)		2	0
3 Add lines 1 and 2		3	4,323
4 Subtitle A (income) tax (domestic section 4947(a)(1) trusts and taxable foundations only Others enter -0-)		4	0
5 Tax based on investment income. Subtract line 4 from line 3. If zero or less, enter -0-		5	4,323
6 Credits/Payments.			
a 2016 estimated tax payments and 2015 overpayment credited to 2016	6a 15,000		
b Exempt foreign organizations - tax withheld at source	6b		
c Tax paid with application for extension of time to file (Form 8868)	6c		
d Backup withholding erroneously withheld	6d		
7 Total credits and payments. Add lines 6a through 6d		7	15,000
8 Enter any penalty for underpayment of estimated tax. Check here <input checked="" type="checkbox"/> if Form 2220 is attached		8	
9 Tax due. If the total of lines 5 and 8 is more than line 7, enter amount owed		9	
10 Overpayment. If line 7 is more than the total of lines 5 and 8, enter the amount overpaid		10	10,677
11 Enter the amount of line 10 to be Credited to 2017 estimated tax <b>7,500</b> Refunded		11	3,177

**Part VII-A Statements Regarding Activities**

	Yes	No
1a During the tax year, did the foundation attempt to influence any national, state, or local legislation or did it participate or intervene in any political campaign?		<input checked="" type="checkbox"/>
b Did it spend more than \$100 during the year (either directly or indirectly) for political purposes (see Instructions for the definition)? If the answer is "Yes" to 1a or 1b, attach a detailed description of the activities and copies of any materials published or distributed by the foundation in connection with the activities		<input checked="" type="checkbox"/>
c Did the foundation file Form 1120-POL for this year?		<input checked="" type="checkbox"/>
d Enter the amount (if any) of tax on political expenditures (section 4955) imposed during the year. (1) On the foundation. \$ (2) On foundation managers. \$		
e Enter the reimbursement (if any) paid by the foundation during the year for political expenditure tax imposed on foundation managers \$		
2 Has the foundation engaged in any activities that have not previously been reported to the IRS? If "Yes," attach a detailed description of the activities		<input checked="" type="checkbox"/>
3 Has the foundation made any changes, not previously reported to the IRS, in its governing instrument, articles of incorporation, or bylaws, or other similar instruments? If "Yes," attach a conformed copy of the changes		<input checked="" type="checkbox"/>
4a Did the foundation have unrelated business gross income of \$1,000 or more during the year?		<input checked="" type="checkbox"/>
b If "Yes," has it filed a tax return on Form 990-T for this year?		<input checked="" type="checkbox"/>
5 Was there a liquidation, termination, dissolution, or substantial contraction during the year? If "Yes," attach the statement required by General Instruction T		<input checked="" type="checkbox"/>
6 Are the requirements of section 508(e) (relating to sections 4941 through 4945) satisfied either • By language in the governing instrument, or • By state legislation that effectively amends the governing instrument so that no mandatory directions that conflict with the state law remain in the governing instrument?	<input checked="" type="checkbox"/>	
7 Did the foundation have at least \$5,000 in assets at any time during the year? If "Yes," complete Part II, col (c), and Part XV	<input checked="" type="checkbox"/>	
8a Enter the states to which the foundation reports or with which it is registered (see instructions) <b>OR</b> b If the answer is "Yes" to line 7, has the foundation furnished a copy of Form 990-PF to the Attorney General (or designate) of each state as required by General Instruction G? If "No," attach explanation	<input checked="" type="checkbox"/>	
9 Is the foundation claiming status as a private operating foundation within the meaning of section 4942(j)(3) or 4942(j)(5) for calendar year 2016 or the taxable year beginning in 2016 (see instructions for Part XIV)? If "Yes," complete Part XIV		<input checked="" type="checkbox"/>
10 Did any persons become substantial contributors during the tax year? If "Yes," attach a schedule listing their names and addresses		<input checked="" type="checkbox"/>

N/A

**Part VII-A** Statements Regarding Activities (continued)

- 11 At any time during the year, did the foundation, directly or indirectly, own a controlled entity within the meaning of section 512(b)(13)? If "Yes," attach schedule (see instructions)
- 12 Did the foundation make a distribution to a donor advised fund over which the foundation or a disqualified person had advisory privileges? If "Yes," attach statement (see instructions)
- 13 Did the foundation comply with the public inspection requirements for its annual returns and exemption application? Website address **N/A**

	Yes	No
11		X
12		X
13	X	

- 14 The books are in care of **RUTH B. RICHMOND**  
**0650 SW GAINES STREET #1102**

Telephone no **503-223-0036**Located at **PORTLAND**

OR

ZIP+4 **97239**

- 15 Section 4947(a)(1) nonexempt charitable trusts filing Form 990-PF in lieu of Form 1041 - Check here and enter the amount of tax-exempt interest received or accrued during the year

**15**

- 16 At any time during calendar year 2016, did the foundation have an interest in or a signature or other authority over a bank, securities, or other financial account in a foreign country?

	Yes	No
16		X

See the instructions for exceptions and filing requirements for FinCEN Form 114. If "Yes," enter the name of the foreign country

**Part VII-B** Statements Regarding Activities for Which Form 4720 May Be Required

File Form 4720 if any item is checked in the "Yes" column, unless an exception applies.

- 1a During the year did the foundation (either directly or indirectly).

- (1) Engage in the sale or exchange, or leasing of property with a disqualified person? ☐ Yes ☒ No
- (2) Borrow money from, lend money to, or otherwise extend credit to (or accept it from) a disqualified person? ☐ Yes ☒ No
- (3) Furnish goods, services, or facilities to (or accept them from) a disqualified person? ☐ Yes ☒ No
- (4) Pay compensation to, or pay or reimburse the expenses of, a disqualified person? ☒ Yes ☐ No
- (5) Transfer any income or assets to a disqualified person (or make any of either available for the benefit or use of a disqualified person)? ☐ Yes ☒ No
- (6) Agree to pay money or property to a government official? (Exception. Check "No" if the foundation agreed to make a grant to or to employ the official for a period after termination of government service, if terminating within 90 days) ☐ Yes ☒ No

- b If any answer is "Yes" to 1a(1)-(6), did any of the acts fail to qualify under the exceptions described in Regulations section 53.4941(d)-3 or in a current notice regarding disaster assistance (see instructions)?

Organizations relying on a current notice regarding disaster assistance check here

**1b**

	Yes	No
1b		X

- c Did the foundation engage in a prior year in any of the acts described in 1a, other than excepted acts, that were not corrected before the first day of the tax year beginning in 2016?

**N/A**

1c		
----	--	--

- 2 Taxes on failure to distribute income (section 4942) (does not apply for years the foundation was a private operating foundation defined in section 4942(j)(3) or 4942(j)(5)).

- a At the end of tax year 2016, did the foundation have any undistributed income (lines 6d and 6e, Part XIII) for tax year(s) beginning before 2016?

If "Yes," list the years **20**, **20**, **20**, **20**☐ Yes ☒ No

- b Are there any years listed in 2a for which the foundation is not applying the provisions of section 4942(a)(2) (relating to incorrect valuation of assets) to the year's undistributed income? (If applying section 4942(a)(2) to all years listed, answer "No" and attach statement - see instructions)

**N/A**

2b		
----	--	--

- c If the provisions of section 4942(a)(2) are being applied to any of the years listed in 2a, list the years here **20**, **20**, **20**, **20**

- 3a Did the foundation hold more than a 2% direct or indirect interest in any business enterprise at any time during the year?

☐ Yes ☒ No

- b If "Yes," did it have excess business holdings in 2016 as a result of (1) any purchase by the foundation or disqualified persons after May 26, 1969; (2) the lapse of the 5-year period (or longer period approved by the Commissioner under section 4943(c)(7)) to dispose of holdings acquired by gift or bequest; or (3) the lapse of the 10-, 15-, or 20-year first phase holding period? (Use Schedule C, Form 4720, to determine if the foundation had excess business holdings in 2016)

**N/A**

3b		
----	--	--

- 4a Did the foundation invest during the year any amount in a manner that would jeopardize its charitable purposes?

4a		X
----	--	---

- b Did the foundation make any investment in a prior year (but after December 31, 1969) that could jeopardize its charitable purpose that had not been removed from jeopardy before the first day of the tax year beginning in 2016?

4b		X
----	--	---

**Part VII-B Statements Regarding Activities for Which Form 4720 May Be Required (continued)**

**5a** During the year did the foundation pay or incur any amount to

(1) Carry on propaganda, or otherwise attempt to influence legislation (section 4945(e))? ☐ Yes ☒ No

(2) Influence the outcome of any specific public election (see section 4955), or to carry on, directly or indirectly, any voter registration drive? ☐ Yes ☒ No

(3) Provide a grant to an individual for travel, study, or other similar purposes? ☐ Yes ☒ No

(4) Provide a grant to an organization other than a charitable, etc., organization described in section 4945(d)(4)(A)? (see instructions) ☐ Yes ☒ No

(5) Provide for any purpose other than religious, charitable, scientific, literary, or educational purposes, or for the prevention of cruelty to children or animals? ☐ Yes ☒ No

**b** If any answer is "Yes" to 5a(1)–(5), did any of the transactions fail to qualify under the exceptions described in Regulations section 53.4945 or in a current notice regarding disaster assistance (see instructions)? **N/A** ☐ **5b**

Organizations relying on a current notice regarding disaster assistance check here ☐

**c** If the answer is "Yes" to question 5a(4), does the foundation claim exemption from the tax because it maintained expenditure responsibility for the grant? **N/A** ☐ Yes ☐ No

If "Yes," attach the statement required by Regulations section 53.4945–5(d)

**6a** Did the foundation, during the year, receive any funds, directly or indirectly, to pay premiums on a personal benefit contract? ☐ Yes ☒ No

**b** Did the foundation, during the year, pay premiums, directly or indirectly, on a personal benefit contract? **6b** ☒

If "Yes" to 6b, file Form 8870

**7a** At any time during the tax year, was the foundation a party to a prohibited tax shelter transaction? ☐ Yes ☒ No

**b** If "Yes," did the foundation receive any proceeds or have any net income attributable to the transaction? **N/A** **7b**

**Part VIII Information About Officers, Directors, Trustees, Foundation Managers, Highly Paid Employees, and Contractors**

**1** List all officers, directors, trustees, foundation managers and their compensation (see instructions).

(a) Name and address	(b) Title, and average hours per week devoted to position	(c) Compensation (If not paid, enter -0-)	(d) Contributions to employee benefit plans and deferred compensation	(e) Expense account, other allowances
SEE ATTACHED SCHEDULE	0.00	38,000	0	0

**2** Compensation of five highest-paid employees (other than those included on line 1 – see instructions). If none, enter "NONE."

(a) Name and address of each employee paid more than \$50,000	(b) Title, and average hours per week devoted to position	(c) Compensation	(d) Contributions to employee benefit plans and deferred compensation	(e) Expense account, other allowances
NONE				

**Total number of other employees paid over \$50,000** **0**

Form 990-PF (2016) **HERBERT A. TEMPLETON FOUNDATION****93-0505586**Page **7****Part VIII Information About Officers, Directors, Trustees, Foundation Managers, Highly Paid Employees, and Contractors (continued)****3 Five highest-paid independent contractors for professional services (see instructions). If none, enter "NONE."**

(a) Name and address of each person paid more than \$50,000	(b) Type of service	(c) Compensation
NONE		
<b>Total number of others receiving over \$50,000 for professional services</b>		<b>0</b>

**Part IX-A Summary of Direct Charitable Activities**

List the foundation's four largest direct charitable activities during the tax year. Include relevant statistical information such as the number of organizations and other beneficiaries served, conferences convened, research papers produced, etc.

**1 THE FOUNDATION'S ONLY CHARITABLE ACTIVITY WAS MAKING GRANTS TO PUBLIC CHARITIES IN SUPPORT OF THEIR PROGRAMS. SEE ATTACHED LIST OF GRANTEES AND GRANT AMOUNTS.**

**2****3****4**

Expenses

**Part IX-B Summary of Program-Related Investments (see instructions)**

Describe the two largest program-related investments made by the foundation during the tax year on lines 1 and 2

**1 N/A****2**

All other program-related investments See instructions

**3**

Amount

**Total. Add lines 1 through 3**Form **990-PF** (2016)



**Part X Minimum Investment Return** (All domestic foundations must complete this part. Foreign foundations, see instructions.)

<b>1</b>	Fair market value of assets not used (or held for use) directly in carrying out charitable, etc., purposes		
<b>a</b>	Average monthly fair market value of securities	<b>1a</b>	21,737,842
<b>b</b>	Average of monthly cash balances	<b>1b</b>	74,619
<b>c</b>	Fair market value of all other assets (see instructions)	<b>1c</b>	0
<b>d</b>	Total (add lines 1a, b, and c)	<b>1d</b>	21,812,461
<b>e</b>	Reduction claimed for blockage or other factors reported on lines 1a and 1c (attach detailed explanation)	<b>1e</b>	0
<b>2</b>	Acquisition indebtedness applicable to line 1 assets	<b>2</b>	0
<b>3</b>	Subtract line 2 from line 1d	<b>3</b>	21,812,461
<b>4</b>	Cash deemed held for charitable activities. Enter 1½% of line 3 (for greater amount, see instructions)	<b>4</b>	327,187
<b>5</b>	Net value of noncharitable-use assets. Subtract line 4 from line 3. Enter here and on Part V, line 4	<b>5</b>	21,485,274
<b>6</b>	Minimum investment return. Enter 5% of line 5	<b>6</b>	1,074,264

**Part XI Distributable Amount** (see instructions) (Section 4942(j)(3) and (j)(5) private operating foundations and certain foreign organizations check here ☐ and do not complete this part.)

<b>1</b>	Minimum investment return from Part X, line 6	<b>1</b>	1,074,264
<b>2a</b>	Tax on investment income for 2016 from Part VI, line 5	<b>2a</b>	4,323
<b>b</b>	Income tax for 2016 (This does not include the tax from Part VI.)	<b>2b</b>	
<b>c</b>	Add lines 2a and 2b	<b>2c</b>	4,323
<b>3</b>	Distributable amount before adjustments. Subtract line 2c from line 1	<b>3</b>	1,069,941
<b>4</b>	Recoveries of amounts treated as qualifying distributions	<b>4</b>	
<b>5</b>	Add lines 3 and 4	<b>5</b>	1,069,941
<b>6</b>	Deduction from distributable amount (see instructions)	<b>6</b>	
<b>7</b>	Distributable amount as adjusted. Subtract line 6 from line 5. Enter here and on Part XIII, line 1	<b>7</b>	1,069,941

**Part XII Qualifying Distributions** (see instructions)

<b>1</b>	Amounts paid (including administrative expenses) to accomplish charitable, etc., purposes		
<b>a</b>	Expenses, contributions, gifts, etc. – total from Part I, column (d), line 26	<b>1a</b>	1,135,060
<b>b</b>	Program-related investments – total from Part IX-B	<b>1b</b>	
<b>2</b>	Amounts paid to acquire assets used (or held for use) directly in carrying out charitable, etc., purposes	<b>2</b>	
<b>3</b>	Amounts set aside for specific charitable projects that satisfy the:		
<b>a</b>	Suitability test (prior IRS approval required)	<b>3a</b>	
<b>b</b>	Cash distribution test (attach the required schedule)	<b>3b</b>	
<b>4</b>	Qualifying distributions. Add lines 1a through 3b. Enter here and on Part V, line 8, and Part XIII, line 4	<b>4</b>	1,135,060
<b>5</b>	Foundations that qualify under section 4940(e) for the reduced rate of tax on net investment income. Enter 1% of Part I, line 27b (see instructions)	<b>5</b>	4,323
<b>6</b>	Adjusted qualifying distributions. Subtract line 5 from line 4	<b>6</b>	1,130,737

**Note:** The amount on line 6 will be used in Part V, column (b), in subsequent years when calculating whether the foundation qualifies for the section 4940(e) reduction of tax in those years.

**Part XIII Undistributed Income** (see instructions)

	(a) Corpus	(b) Years prior to 2015	(c) 2015	(d) 2016
<b>1</b> Distributable amount for 2016 from Part XI, line 7				<b>1,069,941</b>
<b>2</b> Undistributed income, if any, as of the end of 2016				
<b>a</b> Enter amount for 2015 only				
<b>b</b> Total for prior years: 20____, 20____, 20____				
<b>3</b> Excess distributions carryover, if any, to 2016				
<b>a</b> From 2011				
<b>b</b> From 2012				
<b>c</b> From 2013				
<b>d</b> From 2014				
<b>e</b> From 2015				
<b>f</b> Total of lines 3a through e	<b>103,390</b>			
<b>4</b> Qualifying distributions for 2016 from Part XII, line 4 ▶ \$ <b>1,135,060</b>				
<b>a</b> Applied to 2015, but not more than line 2a				
<b>b</b> Applied to undistributed income of prior years (Election required – see instructions)				
<b>c</b> Treated as distributions out of corpus (Election required – see instructions)				
<b>d</b> Applied to 2016 distributable amount				<b>1,069,941</b>
<b>e</b> Remaining amount distributed out of corpus	<b>65,119</b>			
<b>5</b> Excess distributions carryover applied to 2016 (If an amount appears in column (d), the same amount must be shown in column (a) )				
<b>6</b> Enter the net total of each column as indicated below:				
<b>a</b> Corpus Add lines 3f, 4c, and 4e Subtract line 5	<b>168,509</b>			
<b>b</b> Prior years' undistributed income Subtract line 4b from line 2b				
<b>c</b> Enter the amount of prior years' undistributed income for which a notice of deficiency has been issued, or on which the section 4942(a) tax has been previously assessed				
<b>d</b> Subtract line 6c from line 6b Taxable amount – see instructions				
<b>e</b> Undistributed income for 2015 Subtract line 4a from line 2a Taxable amount – see instructions				
<b>f</b> Undistributed income for 2016 Subtract lines 4d and 5 from line 1 This amount must be distributed in 2017				<b>0</b>
<b>7</b> Amounts treated as distributions out of corpus to satisfy requirements imposed by section 170(b)(1)(F) or 4942(g)(3) (Election may be required—see instructions)				
<b>8</b> Excess distributions carryover from 2011 not applied on line 5 or line 7 (see instructions)				
<b>9</b> Excess distributions carryover to 2017. Subtract lines 7 and 8 from line 6a	<b>168,509</b>			
<b>10</b> Analysis of line 9				
<b>a</b> Excess from 2012	<b>23,323</b>			
<b>b</b> Excess from 2013	<b>10,319</b>			
<b>c</b> Excess from 2014	<b>17,436</b>			
<b>d</b> Excess from 2015	<b>52,312</b>			
<b>e</b> Excess from 2016	<b>65,119</b>			

**Part XIV Private Operating Foundations** (see instructions and Part VII-A, question 9)

**1a** If the foundation has received a ruling or determination letter that it is a private operating foundation, and the ruling is effective for 2016, enter the date of the ruling ▶

**b** Check box to indicate whether the foundation is a private operating foundation described in section ☐ 4942(j)(3) or ☐ 4942(j)(5)

	Prior 3 years				(e) Total
	(a) 2016	(b) 2015	(c) 2014	(d) 2013	
<b>2a</b> Enter the lesser of the adjusted net income from Part I or the minimum investment return from Part X for each year listed					
<b>b</b> 85% of line 2a					
<b>c</b> Qualifying distributions from Part XII, line 4 for each year listed					
<b>d</b> Amounts included in line 2c not used directly for active conduct of exempt activities					
<b>e</b> Qualifying distributions made directly for active conduct of exempt activities. Subtract line 2d from line 2c					
<b>3</b> Complete 3a, b, or c for the alternative test relied upon					
<b>a</b> "Assets" alternative test – enter					
<b>(1)</b> Value of all assets					
<b>(2)</b> Value of assets qualifying under section 4942(j)(3)(B)(i)					
<b>b</b> "Endowment" alternative test – enter 2/3 of minimum investment return shown in Part X, line 6 for each year listed					
<b>c</b> "Support" alternative test – enter					
<b>(1)</b> Total support other than gross investment income (interest, dividends, rents, payments on securities loans (section 512(a)(5)), or royalties)					
<b>(2)</b> Support from general public and 5 or more exempt organizations as provided in section 4942(j)(3)(B)(iii)					
<b>(3)</b> Largest amount of support from an exempt organization					
<b>(4)</b> Gross investment income					

**Part XV Supplementary Information** (Complete this part only if the foundation had \$5,000 or more in assets at any time during the year – see instructions.)

**1 Information Regarding Foundation Managers:**

**a** List any managers of the foundation who have contributed more than 2% of the total contributions received by the foundation before the close of any tax year (but only if they have contributed more than \$5,000) (See section 507(d)(2) )  
**N/A**

**b** List any managers of the foundation who own 10% or more of the stock of a corporation (or an equally large portion of the ownership of a partnership or other entity) of which the foundation has a 10% or greater interest  
**N/A**

**2 Information Regarding Contribution, Grant, Gift, Loan, Scholarship, etc., Programs:**

Check here ☐ if the foundation only makes contributions to preselected charitable organizations and does not accept unsolicited requests for funds. If the foundation makes gifts, grants, etc. (see instructions) to individuals or organizations under other conditions, complete items 2a, b, c, and d

**a** The name, address, and telephone number or e-mail address of the person to whom applications should be addressed  
**RUTH B. RICHMOND 503-223-0036**  
**0650 SW GAINES STREET #1102 PORTLAND OR 97239**

**b** The form in which applications should be submitted and information and materials they should include:  
**See Statement 13**

**c** Any submission deadlines  
**MARCH 15 AND SEPTEMBER 15**

**d** Any restrictions or limitations on awards, such as by geographical areas, charitable fields, kinds of institutions, or other factors:  
**SEE ATTACHED SCHEDULE**

**Part XV** **Supplementary Information** *(continued)*

**3 Grants and Contributions Paid During the Year or Approved for Future Payment**

Recipient	If recipient is an individual, show any relationship to any foundation manager or substantial contributor	Foundation status of recipient	Purpose of grant or contribution	Amount
Name and address (home or business)				
<b>a</b> Paid during the year <b>SEE ATTACHED SCHEDULE</b>				1,028,205
<b>Total</b>			▶ <b>3a</b>	<b>1,028,205</b>
<b>b</b> Approved for future payment <b>N/A</b>				
<b>Total</b>			▶ <b>3b</b>	





Form <b>990-PF</b>	<b>Capital Gains and Losses for Tax on Investment Income</b>	<b>2016</b>
For calendar year 2016, or tax year beginning . and ending		

Name <b>HERBERT A. TEMPLETON FOUNDATION</b>	Employer Identification Number <b>93-0505586</b>
------------------------------------------------	-----------------------------------------------------

(a) List and describe the kind(s) of property sold, e.g., real estate, 2-story brick warehouse, or common stock, 200 shs MLC Co	(b) How acquired P-Purchase D-Donation	(c) Date acquired (mo., day, yr.)	(d) Date sold (mo., day, yr.)
(1) UBS #69527-SEE ATTACHED	P	Various	Various
(2) UBS #69527-SEE ATTACHED	P	Various	Various
(3) UBS #43010-SEE ATTACHED	P	Various	Various
(4) UBS #43010-SEE ATTACHED	P	Various	Various
(5) UBS #43009-SEE ATTACHED	P	Various	Various
(6) USB #43009-SEE ATTACHED	P	Various	Various
(7) USBANK #840-SEE ATTACHED	P	Various	Various
(8) USBANK #840-SEE ATTACHED	P	Various	Various
(9) USBANK #840-SEE ATTACHED	P	Various	Various
(10) USBANK #840-SEE ATTACHED	P	Various	Various
(11) USBANK #850-SEE ATTACHED	P	Various	Various
(12) USBANK #850-SEE ATTACHED	P	Various	Various
(13) USBANK #850-SEE ATTACHED	P	Various	Various
(14)			
(15)			

(e) Gross sales price	(f) Depreciation allowed (or allowable)	(g) Cost or other basis plus expense of sale	(h) Gain or (loss) (e) plus (f) minus (g)
(1) 137,055		147,362	-10,307
(2) 833,722		942,150	-108,428
(3) 139,905		155,586	-15,681
(4) 148,693		157,899	-9,206
(5) 159,799		160,701	-902
(6) 1,288,186		1,393,519	-105,333
(7) 419,878		601,648	-181,770
(8) 2,461,605		2,709,359	-247,754
(9) 739,039		602,651	136,388
(10) 331			331
(11) 132,309		158,917	-26,608
(12) 543,975		607,288	-63,313
(13) 169,673		131,380	38,293
(14) 52,998			52,998
(15)			

Complete only for assets showing gain in column (h) and owned by the foundation on 12/31/69			(l) Gains (Col (h) gain minus col (k), but not less than -0-) OR Losses (from col (h))
(i) FMV as of 12/31/69	(j) Adjusted basis as of 12/31/69	(k) Excess of col (i) over col (j), if any	
(1)			-10,307
(2)			-108,428
(3)			-15,681
(4)			-9,206
(5)			-902
(6)			-105,333
(7)			-181,770
(8)			-247,754
(9)			136,388
(10)			331
(11)			-26,608
(12)			-63,313
(13)			38,293
(14)			52,998
(15)			

**Federal Statements**

93-0505586

FYE: 12/31/2016

5/5/2017 4:15 PM

**Statement 1 - Form 990-PF, Part I, Line 11 - Other Income**

Description	Revenue per Books	Net Investment Income	Adjusted Net Income
JENSEN INV A/C REIMB	\$ 1,968	\$ 1,968	\$
Total	\$ 1,968	\$ 1,968	\$ 0

**Statement 2 - Form 990-PF, Part I, Line 16a - Legal Fees**

Description	Total	Net Investment	Adjusted Net	Charitable Purpose
LEGAL FEES	\$ 3,049	\$ 1,524	\$	\$ 1,525
Total	\$ 3,049	\$ 1,524	\$ 0	\$ 1,525

**Statement 3 - Form 990-PF, Part I, Line 16b - Accounting Fees**

Description	Total	Net Investment	Adjusted Net	Charitable Purpose
ACCOUNTING FEES	\$ 9,945	\$ 4,973	\$	\$ 4,972
Total	\$ 9,945	\$ 4,973	\$ 0	\$ 4,972

**Statement 4 - Form 990-PF, Part I, Line 16c - Other Professional Fees**

Description	Total	Net Investment	Adjusted Net	Charitable Purpose
WA PARK/UBS-INVESTMENT FEES	\$ 76,287	\$ 76,287	\$	\$
WA PARK-CUSTODIAN FEES	9,032	9,032		
Total	\$ 85,319	\$ 85,319	\$ 0	\$ 0



**Federal Statements**

**Statement 5 - Form 990-PF, Part I, Line 18 - Taxes**

Description	Total	Net Investment	Adjusted Net	Charitable Purpose
PAYROLL TAXES	\$ 5,476	\$		\$ 5,476
FEDERAL TAXES PAID (REFUND)	-18,385			
STATE TAXES PAID	1,200			1,200
FOREIGN TAXES, DIVIDENDS	6,486	6,486		
Total	\$ -5,223	\$ 6,486	\$ 0	\$ 6,676

**Statement 6 - Form 990-PF, Part I, Line 19 - Depreciation**

Date Acquired	Cost Basis	Description	Prior Year Depreciation	Method	Life	Current Year Depreciation	Net Investment Income	Adjusted Net Income
OFFICE EQUIPMENT	\$ 9,862	\$ 9,239	Straight Line	5	\$ 366	\$		\$
Total	\$ 9,862	\$ 9,239			\$ 366	\$ 0	\$ 0	\$ 0

**Statement 7 - Form 990-PF, Part I, Line 23 - Other Expenses**

Description	Total	Net Investment	Adjusted Net	Charitable Purpose
Expenses	\$	\$		
TELEPHONE	1,482			1,482
CONTRACT SERVICES	1,481			1,481
INSURANCE	361			361
MISCELLANEOUS	50			50
Total	\$ 3,374	\$ 0	\$ 0	\$ 3,374

**Federal Statements**

93-0505586

FYE: 12/31/2016

5/5/2017 4:15 PM

**Statement 8 - Form 990-PF, Part II, Line 10a - US and State Government Investments**

Description	Beginning of Year	End of Year	Basis of Valuation	Fair Market Value
US GOVT FIXED INCOME	\$ 141	\$ 111	Cost	\$ 112
Total	\$ 141	\$ 111		\$ 112

**Statement 9 - Form 990-PF, Part II, Line 10b - Corporate Stock Investments**

Description	Beginning of Year	End of Year	Basis of Valuation	Fair Market Value
CORPORATE STOCKS	\$ 17,252,098	\$ 15,318,841	Cost	\$ 17,191,419
Total	\$ 17,252,098	\$ 15,318,841		\$ 17,191,419

**Statement 10 - Form 990-PF, Part II, Line 10c - Corporate Bond Investments**

Description	Beginning of Year	End of Year	Basis of Valuation	Fair Market Value
CORPORATE BONDS AND NOTES	\$ 1,800,294	\$ 1,077,454	Cost	\$ 1,060,786
Total	\$ 1,800,294	\$ 1,077,454		\$ 1,060,786

**Statement 11 - Form 990-PF, Part II, Line 14 - Land, Building, and Equipment**

Description	Beginning Net Book	End Cost / Basis	End Accumulated Depreciation	Net FMV
OFFICE EQUIPMENT	\$ 623	\$ 9,862	\$ 9,604	\$ 258
Total	\$ 623	\$ 9,862	\$ 9,604	\$ 258

**Federal Statements**

**Statement 12 - Form 990-PF, Part III, Line 5 - Other Decreases**

Description	Amount
PRIOR YEAR COST BASIS ADJ	\$ 19,157
Total	\$ 19,157

**Statement 13 - Form 990-PF, Part XV, Line 2b - Application Format and Required Contents**

Description
LETTERS, IRC 501(C)(3) EVIDENCE, FINANCIAL STATEMENTS, BOARD OF DIRECTORS

**Form 990-PF, Part XV, Line 2c - Submission Deadlines**

Description
MARCH 15 AND SEPTEMBER 15

**Form 990-PF, Part XV, Line 2d - Award Restrictions or Limitations**

Description
SEE ATTACHED SCHEDULE

HERBERT A. TEMPLETON FOUNDATION  
Portland, Oregon  
Year ended December 31, 2016

93-0505586

PART II, BALANCE SHEET  
Lines 10a, b and c

	Col [b] Book Value	Col [c] Fair Market Value
<b>Line 10a</b>		
UBS #LL 43009 DL	\$ 111	\$ 112
	<u>\$ 111</u>	<u>\$ 112</u>
<b>Line 10b</b>		
UBS #LL 43010 DL	\$ 1,329,931	\$ 1,446,561
UBS #LL 43009 DL	3,697,825	3,602,583
UBS #LL 69527 BD	1,428,050	1,437,840
US Bank #6731022840	7,185,713	8,696,395
US Bank #6731022850	1,677,322	2,008,040
	<u>\$ 15,318,841</u>	<u>\$ 17,191,419</u>
<b>Line 10c</b>		
US Bank #6731022840	\$ 898,235	\$ 883,186
US Bank #6731022850	179,219	177,600
	<u>\$ 1,077,454</u>	<u>\$ 1,060,786</u>



## Realized gains and losses

Estimated 2016 gains and losses for transactions with trade dates through 12/30/16 have been incorporated into this statement. Please note that gain or loss recognized on the sale or redemption of certain Structured Products, like Contingent Debt Securities, may be ordinary, and not capital, gain or loss. Please check with your tax advisor. To calculate gains and losses, we liquidate the oldest security lot first. This is known as the first-in, first-out or FIFO accounting method. We use this method unless you specified which tax lot to close when you placed your order. This is known as a versus purchases or VSP order.

See Important information about your statement on the last page of this statement for more information. We may not adjust gains and losses for all capital changes. Cost basis for coupon tax-exempt municipal securities, include securities subject to AMT, has been adjusted for mandatory amortization of bond premium. Estimates in the Undclassified section can not be classified as short term or long term because information is missing, or the product is one in which the gain/loss calculation is not provided.

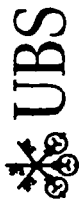
## Short-term capital gains and losses

Security description	Method	Quantity or face value	Purchase date	Sale date	Sale amount (\$)	Cost basis (\$)	Wash sale cost basis adjustment(\$)	Loss (\$)	Gain (\$)
<b>ALLIANZGI NFJ INTERNATIONAL VALUE FUND CLASS P</b>									
	FIFO	16 920	Mar 19, 15	Feb 09, 16	264 97	363 78		-98 81	
	FIFO	52 165	Jun 18, 15	Feb 09, 16	816 90	1,154 41		-337 51	
	FIFO	73 499	Sep 17, 15	Feb 09, 16	1,151 00	1,410 45		-259 45	
	FIFO	30 216	Dec 17, 15	Feb 09, 16	473 18	540 56		-67 38	
<b>HENDERSON EUROPEAN FOCUS FUND CL I</b>									
	FIFO	47 155	Dec 29, 15	Nov 09, 16	1,421 72	1,604 21		-182 49	
	FIFO	402 955	Jul 07, 16	Nov 09, 16	12,149 09	12,000 00			149 09
	FIFO	1,424 058	Jul 13, 16	Nov 09, 16	42,935 35	45,057 19		-2,121 84	
	FIFO	2,345 972	Apr 29, 15	Mar 22, 16	28,855 45	36,761 38		-7,905 93	
	FIFO	265 000	Jul 07, 16	Nov 09, 16	12,494 48	12,000 85			493 63
	FIFO	774 000	Jul 13, 16	Nov 09, 16	36,493 30	36,468 79			24 51
<b>Total</b>					<b>\$137,055.44</b>	<b>\$147,361.62</b>		<b>-\$10,973.41</b>	<b>\$667.23</b>
<b>Net short-term capital gains and losses</b>									
								<b>-\$10,306.18</b>	

## Long-term capital gains and losses

Security description	Method	Quantity or face value	Purchase date	Sale date	Sale amount (\$)	Cost basis (\$)	Wash sale cost basis adjustment(\$)	Loss (\$)	Gain (\$)
<b>ALLIANZGI NFJ INTERNATIONAL VALUE FUND CLASS P</b>									
	FIFO	20 178	Jun 21, 12	Feb 09, 16	316 00	369 28		-53 28	
	FIFO	2,448 473	Sep 12, 12	Feb 09, 16	38,343 09	50,000 00		-11,656 91	
	FIFO	7 475	Sep 20, 12	Feb 09, 16	117 08	154 32		-37 24	
	FIFO	976 027	Sep 27, 12	Feb 09, 16	15,284 58	20,000 00		-4,715 42	
	FIFO	425 362	Dec 06, 12	Feb 09, 16	6,661 17	8,900 00		-2,238 83	

continued next page



## Portfolio Management Program

Account name:  
Account number:HERBERT A TEMPLETON FOUNDATION  
LL 69527 DLYour Financial Advisor  
VISTA WEALTH MANAGEMENT GROUP  
503-271-5800/800-745-0900

## Realized gains and losses (continued)

## Long-term capital gains and losses (continued)

Security description	Method	Quantity or face value	Purchase date	Sale date	Sale amount (\$)	Cost basis (\$)	Wash sale cost basis adjustment (\$)	Loss (\$)	Gain (\$)
HENDERSON EUROPEAN FOCUS FUND CL I	FIFO	23 346	Dec 20, 12	Feb 09, 16	365 60	502 09		-136 49	
	FIFO	1 428	Mar 21, 13	Feb 09, 16	22 38	31 39		-9 01	
	FIFO	52 807	Jun 20, 13	Feb 09, 16	826 97	1 095 90		-268 93	
	FIFO	840 240	Sep 09, 13	Feb 09, 16	13 158 16	18 669 95		-5 511 79	
	FIFO	38 984	Sep 19, 13	Feb 09, 16	610 50	894 04		-283 54	
	FIFO	643 635	Oct 29, 13	Feb 09, 16	10 079 33	15 000 00		-4 920 67	
	FIFO	30 858	Dec 19, 13	Feb 09, 16	483 25	697 77		-214 52	
	FIFO	38 726	Jun 19, 14	Feb 09, 16	606 46	947 29		340 83	
	FIFO	69 921	Sep 18, 14	Feb 09, 16	1 094 96	1 555 73		-560 77	
	FIFO	21 444	Dec 18, 14	Feb 09, 16	335 81	455 47		-119 66	
ISHARES MSCI EAFE ETF	FIFO	2 490 037	Feb 17, 15	Oct 19, 16	76 618 43	86 827 60		-10 209 17	
	FIFO	2 643 315	Feb 17, 15	Nov 09, 16	79 695 95	92 172 40		-12 476 45	
	FIFO	141 723	Sep 17, 15	Nov 09, 16	4 272 95	5 000 00		-727 05	
	FIFO	1 540 000	Jan 09, 15	May 13, 16	88 050 01	91 845 21		-3 795 20	
VAN ECK EMING MARKETS Y	FIFO	1 276 126	Dec 06, 12	Feb 09, 16	13 794 92	16 114 78		-2 319 86	
	FIFO	1 311 350	Jun 26, 13	Feb 09, 16	14 175 70	16 809 88		-2 634 18	
	FIFO	883 791	Jun 26, 13	Mar 22, 16	10 870 64	11 329 12		458 48	
	FIFO	22 268	Dec 23, 13	Mar 22, 16	273 90	317 22		-43 32	
	FIFO	3 690 037	Apr 29, 15	Aug 12, 16	50 000 00	57 822 88		-7 822 88	
VANGUARD FTSE ALL WORLD EX-US ETF	FIFO	485 000	Mar 06, 12	May 13, 16	20 763 27	20 800 00		-36 73	
	FIFO	1 089 000	Apr 12, 12	May 13, 16	46 621 04	47 018 66		397 62	
	FIFO	1 209 000	May 18, 12	May 13, 16	51 758 33	47 001 93		4 756 40	
	FIFO	478 000	Jun 14, 12	May 13, 16	20 463 60	18 764 13		1 699 47	
	FIFO	439 000	Sep 12, 12	May 13, 16	18 793 97	19 279 72		-485 75	
VANGUARD FTSE ALL WORLD EX-US SMALL-CAP ETF	FIFO	177 000	Dec 16, 11	Aug 12, 16	17 556 69	13 810 58			3 746 11

continued next page





Portfolio Management Program

Account name:  
Account number:

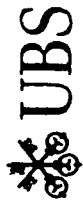
HERBERT A TEMPLETON FOUNDATION  
LL 69527 DL

Your Financial Advisor:  
VISTA WEALTH MANAGEMENT GROUP  
503-221-5800/800-245-0900

Realized gains and losses (continued)

Long-term capital gains and losses (continued)

Security description	Method	Quantity or face value	Purchase date	Sale date	Sale amount (\$)	Cost basis (\$)	Wash sale cost basis adjustment (\$)	Loss (\$)	Gain (\$)
VANGUARD FTSE EMERGING MARKETS ETF									
	FIFO	474 000	May 18, 12	Feb 09, 16	13,951 13	17,901 89		-3,950 76	
	FIFO	319 000	Jun 14, 12	Feb 09, 16	9,389 05	12,299 87		-2,910 82	
	FIFO	331 000	Jun 14, 12	Mar 22, 16	11,373 97	12,762 57		-1,388 60	
	FIFO	714 000	Sep 27, 12	Mar 22, 16	24,534 79	30,021 84		-5,487 05	
	FIFO	298 000	Dec 06, 12	Mar 22, 16	10,240 01	12,762 24		-2,522 23	
	FIFO	272 000	Dec 06, 12	Aug 12, 16	10,371 76	11,648 75		-1,276 99	
	FIFO	250 000	Dec 06, 12	Aug 12, 16	9,532 87	10,709 33		-1,176 46	96 69
	FIFO	228 000	Jun 26, 13	Aug 12, 16	8,693 98	8,597 29			
VANGUARD FTSE EUROPE ETF									
	FIFO	1,302 000	Oct 08, 13	Nov 09, 16	61,387 96	70,151 54		-8,763 58	
	FIFO	186 000	Feb 06, 14	Nov 09, 16	8,769 71	10,566 53		-1,796 82	
	FIFO	1,023 000	May 15, 14	Nov 09, 16	48,233 40	61,703 47		-13,470 07	
	FIFO	323 000	Aug 26, 14	Nov 09, 16	15,229 12	18,737 23		-3,508 11	
Total					\$833,722.49	\$942,149.89		-\$118,726.07	\$10,298.67
Net long-term capital gains or losses									
Net capital gains/losses:									
-\$108,427.40									
-\$118,733.58									



## Realized gains and losses

Estimated 2016 gains and losses for transactions with trade dates through 12/30/16 have been incorporated into this statement. Please note that gain or loss recognized on the sale or redemption of certain Structured Products, like Contingent Debt Securities, may be ordinary, and not capital, gain or loss. Please check with your tax advisor. To calculate gains and losses, we liquidate the oldest security lot first. This is known as the first-in, first-out or FIFO accounting method. We use this method unless you specified which tax lot to close when you placed your order. This is known as a versus purchases or VSP order.

See important information about your statement on the last page of this statement for more information. We may not adjust gains and losses for all capital changes. Cost basis for coupon interest municipal securities include securities subject to AMT, has been adjusted for mandatory amortization of bond premium. Estimates in the Unclassified section can not be classified as short term or long term because information is missing, or the product is one in which the gain/loss calculation is not provided.

## Short-term capital gains and losses

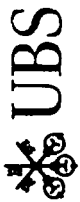
Security description	Method	Quantity or face value	Purchase date	Sale date	Sale amount (\$)	Cost basis (\$)	Wash sale cost basis adjustment (\$)	Loss (\$)	G
<b>FLEXSHARES MORNINGSTAR GLOBAL UPSTREAM NATURAL RES INDEX FD ETF</b>									
	FIFO	1,166,000	Sep 23, 15	Mar 18, 16	29,251.85	27,789.05		1,467.80	
	FIFO	290,000	Sep 23, 15	May 02, 16	7,800.83	6,911.51		889.32	
	FIFO	876,000	Sep 23, 15	Jun 16, 16	22,285.02	20,877.53		1,407.49	
<b>MAINGATE MLP FUND CL I</b>									
	FIFO	3,050,231	Oct 01, 15	Feb 09, 16	19,246.96	28,952.73	1,191.18	-9,705.77	
	FIFO	1,538,597	Oct 01, 15	Mar 18, 16	12,862.67	15,205.18		2,342.51	
	FIFO	4,974,682	Oct 06, 15	Mar 18, 16	41,588.34	49,162.30		-7,573.96	
<b>TOUCHSTONE SMALL CAP FUND CLASS Y</b>									
	FIFO	34,298	Dec 11, 15	Sep 27, 16	562.49	547.40		15.09	
	FIFO	346,863	Dec 11, 15	Sep 27, 16	5,688.55	5,535.94		152.61	
	FIFO	37,686	Dec 29, 15	Sep 27, 16	618.05	604.11		13.94	
<b>Total</b>					<b>\$139,904.76</b>	<b>\$155,585.75</b>		<b>-\$19,622.24</b>	<b>\$3,941.25</b>
<b>Net short-term capital gains and losses</b>								<b>-\$15,680.99</b>	

## Long-term capital gains and losses

Security description	Method	Quantity or face value	Purchase date	Sale date	Sale amount (\$)	Cost basis (\$)	Wash sale cost basis adjustment (\$)	Loss (\$)	Gain (\$)
<b>ISHARES S&amp;P 100 ETF</b>									
	FIFO	114,000	Jul 03, 14	Aug 12, 16	11,046.55	10,015.47			1,031.08
	FIFO	399,000	Jul 03, 14	Sep 08, 16	38,704.38	35,054.15			3,650.23
<b>OAKMARK FUND CLASS I</b>									
	FIFO	373,190	Jul 03, 14	Aug 12, 16	25,000.00	25,891.92		-891.92	
<b>TOUCHSTONE SMALL CAP FUND CLASS Y</b>									
	FIFO	1,386,963	Jul 03, 14	Sep 27, 16	22,746.19	30,000.00		7,253.81	
	FIFO	241,080	Jul 17, 14	Sep 27, 16	3,953.72	5,000.00		1,046.28	
	FIFO	463,822	Aug 26, 14	Sep 27, 16	7,606.68	10,000.00		-2,393.32	
	FIFO	141,643	Sep 22, 14	Sep 27, 16	2,322.94	3,000.00		-677.06	

continued next page





# Portfolio Management Program

Account name:  
Account number

HERBERT A TEMPLETON FOUNDATION  
LL 43010 DL

Your Financial Advisor:  
VISTA WEALTH MANAGEMENT GROUP  
503.221.5800/RU0-245-0900

## Realized gains and losses (continued)

### Long-term capital gains and losses (continued)

Security description	Method	Quantity or face value	Purchase date	Sale date	Sale amount (\$)	Cost basis (\$)	Wash sale cost basis adjustment (\$)	Loss (\$)	Gain (\$)
	FIFO	648.379	Oct 16, 14	Sep 27, 16	10,633.42	13,000.00		2,366.58	
	FIFO	17.857	Dec 11, 14	Sep 27, 16	292.85	336.06		43.21	
	FIFO	225.469	Dec 11, 14	Sep 27, 16	3,697.70	4,243.32		545.62	
	FIFO	1.552	Dec 29, 14	Sep 27, 16	25.45	30.25		4.80	
VANGUARD MID-CAP ETF	FIFO	50.000	Jul 03, 14	May 02, 16	6,131.88	5,990.99			140.89
	FIFO	128.000	Jul 03, 14	Aug 12, 16	16,531.70	15,336.95			1,194.75
<b>Total</b>					<b>\$148,693.46</b>	<b>\$157,899.11</b>		<b>-\$15,222.60</b>	<b>\$6,016.95</b>
<b>Net long-term capital gains or losses</b>								<b>-\$9,205.65</b>	
<b>Net capital gains/losses</b>								<b>-\$24,886.64</b>	





UBS Financial Services Inc  
805 S W Broadway  
Suite 2600  
Portland OR 97205-3365

AP23001829159 1216 LL 2

Duplicate statement for the account of:

HERBERT A TEMPLETON FOUNDATION  
0650 SW GAINS STREET  
SUITE 1102  
PORTLAND OR 97239-4442  
Account number LL 43009 DL

JARRAD SEIBERT, POLLARD & CO  
ATTN JOHN SEIBERT  
1800 BLANKENSHIP ROAD, #450  
WEST LINN OR 97068-4198

# 2016 Year End Summary

## Summary of gains and losses

	Amount (\$)
Short term	-902 15
Long term	-105,332 64
<b>Total</b>	<b>\$-106,234.79</b>

## Realized gains and losses

Estimated 2016 gains and losses for transactions with trade dates through 12/30/16 have been incorporated into this statement. Please note that gain or loss recognized on the sale or redemption of certain Structured Products, like Contingent Debt Securities, may be ordinary, and not capital, gain or loss. Please check with your tax advisor. To calculate gains and losses, we liquidate the oldest security lot first. This is known as the first-in, first-out or FIFO accounting method. We use this method unless you specified which tax lot to close when you placed your order. This is known as a versus purchases or VSP order.

## Short-term capital gains and losses

Security description	Method	Quantity or face value	Purchase date	Sale date	Sale amount (\$)	Cost basis (\$)	Wash sale cost basis adjustment (\$)	Loss (\$)	Gain (\$)
SHARES 1-3 YEAR CREDIT BOND ETF	FIFO	1,050,000	Feb 09, 16	Nov 16, 16	110,311 44	109,994 54			316 90

continued next page



Member SIPC 009670 8301A042 047592

AP230004001829159 P23000217329 00002 1216 0000000000 LL43009DL 000000

Page 1 of 4



## Portfolio Management Program

Account name: HERBERT A TEMPLETON FOUNDATION  
Account number: LL 43009 DLYour Financial Advisor:  
VISTA WEALTH MANAGEMENT GROUP  
503-221-5800/800-245-0900

## Realized gains and losses (continued)

## Short-term capital gains and losses (continued)

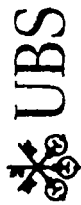
Security description	Method	Quantity or face value	Purchase date	Sale date	Sale amount (\$)	Cost basis (\$)	Wash sale cost basis adjustment (\$)	Loss (\$)	Gain (\$)
PIONEER SHORT TERM INCOME FUND CLASS Y	Adjustment	2,103 049	Sep 30, 15	May 24, 16	20,000 00	20,081 26	-2 86	-81 26	
PUTNAM ABSOLUTE RETURN 300 FUND CLASS Y	FIFO	3,160 519	Dec 21, 15	Mar 10, 16	29,487 64	30,625 43		-1,137 79	
<b>Total</b>					<b>\$159,799 08</b>	<b>\$160,701 23</b>		<b>-\$1,219 05</b>	<b>\$316 90</b>

## Net short-term capital gains and losses

## Long-term capital gains and losses

Security description	Method	Quantity or face value	Purchase date	Sale date	Sale amount (\$)	Cost basis (\$)	Wash sale cost basis adjustment (\$)	Loss (\$)	Gain (\$)
ISHARES CORE U S AGGREGATE BOND ETF	FIFO	453 000	Jul 14, 14	May 24, 16	50,007 21	49,398 47			608 74
LOOMIS SAYLES BOND FUND CLASS INSTITUTIONAL	FIFO	8,489 572	Jul 14, 14	Sep 07, 16	119,872 76	135,102 93	-56 74	-15,230 17	
METROPOLITAN WEST TOTAL RETURN BOND FUND CLASS I	FIFO	13,863 216	Jul 14, 14	May 24, 16	150,138 63	150,000 00			138 63
	FIFO	14 287	Jul 31, 14	May 24, 16	154 72	154 44			0 28
	Adjustment	4,589 718	Aug 26, 14	May 24, 16	49,706 65	49,876 15	-14 08	-169 50	
PIMCO ENHANCED SHORT MAT ACTIVE EXCHANGE-TRADED FD	FIFO	750 000	Jul 14, 14	Nov 17, 16	76,058 31	76,100 37		-42 06	
	FIFO	235 000	Aug 26, 14	Nov 17, 16	23,831 61	23,847 78		-16 17	
	FIFO	517 000	Aug 26, 14	Nov 22, 16	52,439 87	52,465 10		-25 23	
	FIFO	120 000	Sep 22, 14	Nov 22, 16	12,171 73	12,177 16		-5 43	
	FIFO	109 000	Nov 25, 14	Nov 22, 16	11,055 99	11,044 86			11 13
	FIFO	438 000	Jan 13, 15	Nov 22, 16	44,426 82	44,274 57			152 25
PUTNAM ABSOLUTE RETURN 300 FUND CLASS Y	FIFO	21,256 932	Jul 14, 14	Feb 09, 16	197,689 47	230,000 00		-32,310 53	
	FIFO	2,585 736	Aug 26, 14	Feb 09, 16	24,047 34	27,900 09		-3,852 75	
	FIFO	18,730 297	Aug 26, 14	Mar 10, 16	174,753 67	202,099 91		-27,346 24	
	FIFO	3,222 836	Sep 22, 14	Mar 10, 16	30,069 06	35,000 00		-4,930 94	
	FIFO	3,286 385	Oct 16, 14	Mar 10, 16	30,661 97	35,000 00		-4,338 03	

continued next page



# Portfolio Management Program

Account name: HERBERT A TEMPLETON FOUNDATION  
Account number: LL 43009 DL

Your Financial Advisor:  
VISTA WEALTH MANAGEMENT GROUP  
503-221-5800/800-245-0900

## Realized gains and losses (continued)

### Long-term capital gains and losses (continued)

Security description	Method	Quantity or face value	Purchase date	Sale date	Sale amount (\$)	Cost basis (\$)	Wash sale cost basis adjustment (\$)	Loss (\$)	Gain (\$)
VANGUARD SHORT TERM BOND ETF	FIFO	3,162.791	Nov 25, 14	Mar 10, 16	29,508.84	34,000.00		-4,491.16	
	FIFO	2,026.135	Dec 19, 14	Mar 10, 16	18,903.84	20,950.24		-2,046.40	
	FIFO	9,399.225	Jan 13, 15	Mar 10, 16	87,694.77	97,000.00		-9,305.23	
	FIFO	685.000	Jul 14, 14	May 24, 16	54,993.13	54,943.78			49.35
VIRTUS MULTI SECTOR SHORT TERM BOND FUND CLASS I	Adjustment	10,683.761	Jul 14, 14	May 24, 16	50,000.00	52,183.18	-101.49	-2,183.18	
	Total				\$1,288,186.39	\$1,393,519.03		-\$106,293.02	\$960.38
	Not long-term capital gains or losses							-\$105,332.64	
Net capital gains/losses:									-\$106,234.79



HERBERT A TEMPLETON FOUNDATION  
Officers and Trustees  
2016

<u>Name</u>	<u>Phone</u>	<u>Address</u>	<u>Office</u>
RICHMOND, Ruth B	503-223-0036	0650 SW GAINES ST #1102, PORTLAND, OR 97239	President/Trustee
RICHMOND, CHRISTIAN	same as above	same as above	Trustee
PANCOAST, Terrence R	same as above	same as above	Sec/Asst. Treasurer and Trustee
RICHMOND, Henry R	same as above	same as above	Vice President and Trustee
GIRARD, Linda M	same as above	same as above	Asst Secretary and Trustee
PERKINS, Jimme	same as above	same as above	Treasurer and Trustee
EICKMANN, Margaret	same as above	same as above	Trustee
CHAPMAN, Peyton	same as above	same as above	Trustee
SKAAR, Sophia	same as above	same as above	Trustee

The president, Ruth B Richmond, devoted an average of 10-12 hours per week to her position. All of the other officers and trustees averaged about 1-3 hours per week. The president received compensation of \$38,000. None of the other officers or trustees received any compensation. No officer or trustee received contributions to a pension plan or deferred compensation, and no officer or trustee had an expense account allowance or other allowance.

HERBERT A. TEMPLETON FOUNDATION

Grants - 2016

Detail

Community (7) \$72,000

Ecumenical Ministries of Oregon	\$10,000
Gleaners of Clackamas County	5,000
Grow PDX Community Gardens	15,000
HART Community Center	7,000
Library Foundation of Multnomah County	10,000
Mountain Star Relief Nursery	10,000
Oregon Coast Community Action	15,000

7 grants: 5% of total number of grants

Average grant: \$10,285

Environment (7) \$46,941

Friends of Tryon Creek Park	5,000
Lord & Schryver Conservancy	14,441
Opal Creek Ancient Forest	3,500
Siskiyou Mountain Club	4,000
Tualatin Riverkeepers	6,000
Wallowa Resources	10,000
World Salmon Council	4,000

7 grants: 5% of total number of grants

Average grant: \$6,705

Humanities (53) \$357,643.50

General (22)

Arts Center East	\$15,000
Arts Central	3,000
A-WOL Dance Collective	5,000
Caldera	10,000
Children's Museum of Eastern Oregon	7,000
Columbia Center for the Arts	5,000
Confluence	5,000
Fishtrap	10,000
Four Rivers Cultural Center	3,200
Hollywood Theater	8,000
Kukatonon	6,000
Lan Su Chinese Garden	5,500

Literary Arts	10,000
NW Dance Project	7,500
Northwest Documentary	8,000
Oregon College of Art & Craft	5,000
Pendulum Dance Theatre	4,000
Southern Oregon University	8,000
Washington County Museum	5,000
Wordcrafters of Eugene	5,000
Write Around Portland	10,000
Young Audiences	6,000

*Music (21)*

Britt Music and Art Festival	\$12,000
Classical Up Close	5,000
Eugene Symphony	10,000
Fear No Music	2,500
45 <sup>th</sup> Parallel	11,350
High Desert Chamber Music	7,500
Metropolitan Youth Symphony	7,500
My Voice Music	10,000
Oregon East Symphony	7,000
Oregon Symphony Association	15,000
Pacific Youth Choir	8,500
Portland Jazz	3,000
Portland Baroque Orchestra	5,000
Portland Festival Symphony	5,000
Portland Piano International	5,000
Portland Summer Fest	4,000
Portland Youth Philharmonic	7,500
Rogue Valley Symphony	10,000
Southern Oregon Music Festival	7,500
The Old Church	3,906
Young Musicians and Artists	9,187.50

*Theatre (10)*

Broadway Rose	\$4,000
Hand 2 Mouth	5,000
New Moon Productions	5,000
Northwest Theatre Workshop	3,000
Opera Theatre Oregon	5,000
Oregon Coast Children's Theatre	5,000
Portland Center Stage	5,000
Portland Playhouse	8,000

Rogue Pack	5,000
Stumptown Stages	5,000

53 grants: 37% of total number of grants  
Average grant: \$6,747

<b>Social Services (44)</b>	<b>\$287,200</b>
-----------------------------	------------------

---

Assistance League of Bend	\$5,000
Assistance League of Eugene	5,000
Assistance League of Salem	5,000
Bethlehem Inn	7,000
Bienistar	8,000
Bradley Angle	5,000
CASA of Douglas & Curry County's	7,500
CASA of Jackson & Josephine Counties	5,000
CASA of Klamath County	10,000
Catholic Community Services - Lane County	5,000
Clackamas Service Center	10,000
Community Outreach Inc.	5,000
Community Partners for Affordable Housing	5,000
Community Warehouse	5,000
Family Building Blocks	7,500
Food Roots	10,000
Friendly House	10,000
Helping Hands Re-Entry Outreach Center	1,700
Human Solutions	5,000
Jericho Road	2,000
Liberty House	8,000
Lift Urban PDX	5,000
Living Yoga	6,000
Mapleton Food Share	5,000
My New Red Shoes	4,000
Neighborhood House	8,000
Oregon Food Bank	8,000
Pathfinders of Oregon	10,000
Portland Fruit Tree Project	8,000
Raphael House	5,000
Reach Community Development	5,000
Reaching Our Community Food Pantry	7,500
Rose Community Development	10,000
Rose Haven	8,000
Safe Haven Maternity Home	6,000
Sisters of the Road Café	5,000
St. Andrew Legal Clinic	15,000



St. Stephen's Episcopal Parish	7,500
St. Vincent de Paul - Rogue Valley	7,500
The Giving Plate	6,000
United Way of Deschutes County	5,000
Women's Crisis Support Team	5,000
Womenspace	5,000
44 grants: 31% of total number of grants	
Average grant: \$6,527	

<u>Youth (33)</u>	<u>\$264,420</u>
-------------------	------------------

Boys & Girls Club of Albany	\$8,000
Boys & Girls Club of Corvallis	8,000
Boys & Girls Clubs of Rogue Valley	8,000
Chess for Success	5,000
Children's Book Bank	5,000
College Possible	8,000
Community Transitional School	20,000
Constructing Hope	5,000
De La Salle North Catholic H.S.	15,000
Eastside Timbers	5,000
Focus on Youth	5,000
Girls on the Run	10,000
High Desert Museum	5,000
I Have a Dream Foundation - Oregon	25,000
Irvington Covenant Church	2,000
Looking Glass Youth & Family Services	5,000
Minds Matter of Portland	15,000
Northwest Youth Corps	10,000
Oregon Zoo Foundation	5,000
Parrott Creek Child and Family Services	10,000
Portland After-School Tennis & Education	6,000
Portland Children's Museum	10,000
Portland Parent Union	4,000
Portland Youth Builders	5,000
REAP	5,000
Salem Leadership Foundation	9,750
Sauvie Island Center	5,600
SMART	5,000
St. Anne Catholic School	5,000
Saint Andrew Nativity School	10,000
The Portland Kitchen	10,000
Wood Village Baptist Church	5,070
Woodworking Ideas Northwest	5,000

33 grants: 23% of total number of grants  
Average grant: \$8,012

Total 2016: \$1,028,204.50 in grants  
143 grants: average grant \$7,190

(76 grants made in May, paid in June)  
(67 grants made in November, paid in December)