



See a Social Security Number? Say Something!
Report Privacy Problems to <https://public.resource.org/privacy>
Or call the IRS Identity Theft Hotline at 1-800-908-4490



Form **990-PF**

Return of Private Foundation

or Section 4947(a)(1) Trust Treated as Private Foundation

OMB No 1545-0052

2016

Open to Public Inspection

Department of the Treasury
Internal Revenue Service

Do not enter social security numbers on this form as it may be made public.

Information about Form 990-PF and its separate instructions is at www.irs.gov/form990pf.

For calendar year 2016 or tax year beginning

, and ending

Name of foundation

SITKA AK PERMANENT CHARIT TR-MAIN

Number and street (or P O box number if mail is not delivered to street address)

Room/suite

Wells Fargo Bank N A Trust Tax Dept - 100 N Main St MAC D4001-117

City or town, state or province, country, and ZIP or foreign postal code

Winston Salem

NC

27101

Foreign country name

Foreign province/state/country

Foreign postal code

A Employer identification number

92-6027202

B Telephone number (see instructions)

(888) 730-4933

C If exemption application is pending, check here ☐G Check all that apply ☐ Initial return ☐ Initial return of a former public charity☐ Final return ☐ Amended return☒ Address change ☐ Name changeD 1. Foreign organizations, check here ☐2. Foreign organizations meeting the 85% test, check here and attach computation ☐E If private foundation status was terminated under section 507(b)(1)(A), check here ☐F If the foundation is in a 60-month termination under section 507(b)(1)(B), check here ☐H Check type of organization ☒ Section 501(c)(3) exempt private foundation☐ Section 4947(a)(1) nonexempt charitable trust ☐ Other taxable private foundation

I Fair market value of all assets at

end of year (from Part II, col (c),

line 16) **\$ 2,171,740**J Accounting method ☒ Cash ☐ Accrual☐ Other (specify) _____

(Part I, column (d) must be on cash basis)

Part I Analysis of Revenue and Expenses (The total of amounts in columns (b), (c), and (d) may not necessarily equal the amounts in column (a) (see instructions))

	(a) Revenue and expenses per books	(b) Net investment income	(c) Adjusted net income	(d) Disbursements for charitable purposes (cash basis only)
Revenue				
1 Contributions, gifts, grants, etc., received (attach schedule)				
2 Check <input checked="" type="checkbox"/> if the foundation is not required to attach Sch. B				
3 Interest on savings and temporary cash investments				
4 Dividends and interest from securities	54,267	50,124		
5a Gross rents				
b Net rental income or (loss)				
6a Net gain or (loss) from sale of assets not on line 10	20,837			
b Gross sales price for all assets on line 6a 193,802				
7 Capital gain net income (from Part IV, line 2)		20,837		
8 Net short-term capital gain				
9 Income modifications				
10a Gross sales less returns and allowances				
b Less Cost of goods sold				
c Gross profit or (loss) (attach schedule)				
11 Other income (attach schedule)	2,171	2,171		
12 Total. Add lines 1 through 11	77,275	73,132	0	
Operating and Administrative Expenses				
13 Compensation of officers, directors, trustees, etc	24,395	18,296		6,099
14 Other employee salaries and wages				
15 Pension plans, employee benefits				
16a Legal fees (attach schedule)				
b Accounting fees (attach schedule)	1,123			1,123
c Other professional fees (attach schedule)				
17 Interest				
18 Taxes (attach schedule) (see instructions)	1,446	1,152		
19 Depreciation (attach schedule) and depletion				
20 Occupancy				
21 Travel, conferences, and meetings				
22 Printing and publications				
23 Other expenses (attach schedule)	134	134		
24 Total operating and administrative expenses. Add lines 13 through 23	27,098	19,582	0	7,222
25 Contributions, gifts, grants paid	84,531			84,531
26 Total expenses and disbursements. Add lines 24 and 25	111,629	19,582	0	91,753
27 Subtract line 26 from line 12				
a Excess of revenue over expenses and disbursements	-34,354			
b Net investment income (if negative, enter -0-)		53,550		
c Adjusted net income (if negative, enter -0-)			0	

For Paperwork Reduction Act Notice, see instructions.

Form **990-PF** (2016)

HTA

P/WC

Part II Balance Sheets		Beginning of year	End of year	
			(a) Book Value	(b) Book Value
Assets	1 Cash—non-interest-bearing			
	2 Savings and temporary cash investments	54,129	45,958	45,958
	3 Accounts receivable ▶			
	Less allowance for doubtful accounts ▶			
	4 Pledges receivable ▶			
	Less allowance for doubtful accounts ▶			
	5 Grants receivable			
	6 Receivables due from officers, directors, trustees, and other disqualified persons (attach schedule) (see instructions)			
	7 Other notes and loans receivable (attach schedule) ▶			
	Less allowance for doubtful accounts ▶			
	8 Inventories for sale or use			
	9 Prepaid expenses and deferred charges			
	10a Investments—U S and state government obligations (attach schedule)			
	b Investments—corporate stock (attach schedule)			
	c Investments—corporate bonds (attach schedule)			
Liabilities	11 Investments—land, buildings, and equipment basis ▶			
	Less accumulated depreciation (attach schedule) ▶			
	12 Investments—mortgage loans			
	13 Investments—other (attach schedule)	2,016,505	1,988,037	2,125,782
	14 Land, buildings, and equipment basis ▶			
	Less accumulated depreciation (attach schedule) ▶			
	15 Other assets (describe ▶)			
	16 Total assets (to be completed by all filers—see the instructions Also, see page 1, item I)	2,070,634	2,033,995	2,171,740
	17 Accounts payable and accrued expenses			
	18 Grants payable			
	19 Deferred revenue			
	20 Loans from officers, directors, trustees, and other disqualified persons			
	21 Mortgages and other notes payable (attach schedule)			
	22 Other liabilities (describe ▶)			
	23 Total liabilities (add lines 17 through 22)	0	0	
Net Assets or Fund Balances	Foundations that follow SFAS 117, check here ▶ <input type="checkbox"/>			
	24 Unrestricted			
	25 Temporarily restricted			
	26 Permanently restricted			
	Foundations that do not follow SFAS 117, check here ▶ <input checked="" type="checkbox"/>			
	27 Capital stock, trust principal, or current funds	2,070,634	2,033,995	
	28 Paid-in or capital surplus, or land, bldg, and equipment fund			
	29 Retained earnings, accumulated income, endowment, or other funds			
	30 Total net assets or fund balances (see instructions)	2,070,634	2,033,995	
	31 Total liabilities and net assets/fund balances (see instructions)	2,070,634	2,033,995	

Part III Analysis of Changes in Net Assets or Fund Balances

1 Total net assets or fund balances at beginning of year—Part II, column (a), line 30 (must agree with end-of-year figure reported on prior year's return)	1	2,070,634
2 Enter amount from Part I, line 27a	2	-34,354
3 Other increases not included in line 2 (itemize) ▶ MUTUAL FUND TIMING DIFFERENCE	3	862
4 Add lines 1, 2, and 3	4	2,037,142
5 Decreases not included in line 2 (itemize) ▶ See Attached Statement	5	3,147
6 Total net assets or fund balances at end of year (line 4 minus line 5)—Part II, column (b), line 30	6	2,033,995

Part IV Capital Gains and Losses for Tax on Investment Income

(a) List and describe the kind(s) of property sold (e.g., real estate, 2-story brick warehouse, or common stock, 200 shs MLC Co.)		(b) How acquired P—Purchase D—Donation	(c) Date acquired (mo., day, yr.)	(d) Date sold (mo., day, yr.)
1a See Attached Statement				
b				
c				
d				
e				
(e) Gross sales price	(f) Depreciation allowed (or allowable)	(g) Cost or other basis plus expense of sale	(h) Gain or (loss) (e) plus (f) minus (g)	
a				
b				
c				
d				
e				
Complete only for assets showing gain in column (h) and owned by the foundation on 12/31/69				
(i) F M V as of 12/31/69	(j) Adjusted basis as of 12/31/69	(k) Excess of col. (i) over col. (j), if any	(l) Gains (Col. (h) gain minus col. (k), but not less than -0-) or Losses (from col. (h))	
a				
b				
c				
d				
e				
2 Capital gain net income or (net capital loss) { If gain, also enter in Part I, line 7 If (loss), enter -0- in Part I, line 7 }			2	20,837
3 Net short-term capital gain or (loss) as defined in sections 1222(5) and (6) If gain, also enter in Part I, line 8, column (c) (see instructions) If (loss), enter -0- in Part I, line 8 }			3	0

Part V Qualification Under Section 4940(e) for Reduced Tax on Net Investment Income

(For optional use by domestic private foundations subject to the section 4940(a) tax on net investment income.)

If section 4940(d)(2) applies, leave this part blank.

Was the foundation liable for the section 4942 tax on the distributable amount of any year in the base period?

☐ Yes ☒ No

If "Yes," the foundation does not qualify under section 4940(e). Do not complete this part.

1 Enter the appropriate amount in each column for each year, see the instructions before making any entries			
(a) Base period years Calendar year (or tax year beginning in)	(b) Adjusted qualifying distributions	(c) Net value of noncharitable-use assets	(d) Distribution ratio (col. (b) divided by col. (c))
2015	98,141	2,173,850	0.045146
2014	108,582	2,260,263	0.048040
2013	109,943	2,224,382	0.049426
2012	112,153	1,861,292	0.060255
2011	127,084	2,195,424	0.057886
2 Total of line 1, column (d)			2 0.260753
3 Average distribution ratio for the 5-year base period—divide the total on line 2 by 5, or by the number of years the foundation has been in existence if less than 5 years			3 0.052151
4 Enter the net value of noncharitable-use assets for 2016 from Part X, line 5			4 2,112,632
5 Multiply line 4 by line 3			5 110,176
6 Enter 1% of net investment income (1% of Part I, line 27b)			6 536
7 Add lines 5 and 6			7 110,712
8 Enter qualifying distributions from Part XII, line 4 If line 8 is equal to or greater than line 7, check the box in Part VI, line 1b, and complete that part using a 1% tax rate. See the Part VI instructions.			8 91,753

Part VI Excise Tax Based on Investment Income (Section 4940(a), 4940(b), 4940(e), or 4948—see instructions)

1a	Exempt operating foundations described in section 4940(d)(2), check here <input type="checkbox"/> and enter "N/A" on line 1 Date of ruling or determination letter _____ (attach copy of letter if necessary—see instructions)		
b	Domestic foundations that meet the section 4940(e) requirements in Part V, check here <input type="checkbox"/> and enter 1% of Part I, line 27b		
c	All other domestic foundations enter 2% of line 27b. Exempt foreign organizations enter 4% of Part I, line 12, col (b).		
1			1,071
2	Tax under section 511 (domestic section 4947(a)(1) trusts and taxable foundations only. Others enter -0-)		0
3	Add lines 1 and 2		1,071
4	Subtitle A (income) tax (domestic section 4947(a)(1) trusts and taxable foundations only. Others enter -0-)		
5	Tax based on investment income. Subtract line 4 from line 3. If zero or less, enter -0-		1,071
6	Credits/Payments		
a	2016 estimated tax payments and 2015 overpayment credited to 2016	6a	1,561
b	Exempt foreign organizations—tax withheld at source	6b	
c	Tax paid with application for extension of time to file (Form 8868)	6c	
d	Backup withholding erroneously withheld	6d	
7	Total credits and payments. Add lines 6a through 6d.	7	1,561
8	Enter any penalty for underpayment of estimated tax. Check here <input type="checkbox"/> if Form 2220 is attached.	8	
9	Tax due. If the total of lines 5 and 8 is more than line 7, enter amount owed	9	0
10	Overpayment. If line 7 is more than the total of lines 5 and 8, enter the amount overpaid	10	490
11	Enter the amount of line 10 to be Credited to 2017 estimated tax 490 Refunded	11	0

Part VII-A Statements Regarding Activities

	Yes	No
1a During the tax year, did the foundation attempt to influence any national, state, or local legislation or did it participate or intervene in any political campaign?		X
b Did it spend more than \$100 during the year (either directly or indirectly) for political purposes (see Instructions for the definition)? <i>If the answer is "Yes" to 1a or 1b, attach a detailed description of the activities and copies of any materials published or distributed by the foundation in connection with the activities</i>		X
c Did the foundation file Form 1120-POL for this year?		X
d Enter the amount (if any) of tax on political expenditures (section 4955) imposed during the year (1) On the foundation \$ _____ (2) On foundation managers \$ _____		
e Enter the reimbursement (if any) paid by the foundation during the year for political expenditure tax imposed on foundation managers \$ _____		
2 Has the foundation engaged in any activities that have not previously been reported to the IRS? <i>If "Yes," attach a detailed description of the activities</i>		X
3 Has the foundation made any changes, not previously reported to the IRS, in its governing instrument, articles of incorporation, or bylaws, or other similar instruments? <i>If "Yes," attach a conformed copy of the changes</i>		X
4a Did the foundation have unrelated business gross income of \$1,000 or more during the year?		X
b If "Yes," has it filed a tax return on Form 990-T for this year?	N/A	
5 Was there a liquidation, termination, dissolution, or substantial contraction during the year? <i>If "Yes," attach the statement required by General Instruction T</i>		X
6 Are the requirements of section 508(e) (relating to sections 4941 through 4945) satisfied either • By language in the governing instrument, or • By state legislation that effectively amends the governing instrument so that no mandatory directions that conflict with the state law remain in the governing instrument?	X	
7 Did the foundation have at least \$5,000 in assets at any time during the year? <i>If "Yes," complete Part II, col (c), and Part XV</i>	X	
8a Enter the states to which the foundation reports or with which it is registered (see instructions) AK		
b If the answer is "Yes" to line 7, has the foundation furnished a copy of Form 990-PF to the Attorney General (or designate) of each state as required by <i>General Instruction G</i> ? <i>If "No," attach explanation</i>	X	
9 Is the foundation claiming status as a private operating foundation within the meaning of section 4942(j)(3) or 4942(j)(5) for calendar year 2016 or the taxable year beginning in 2016 (see instructions for Part XIV)? <i>If "Yes," complete Part XIV</i>		X
10 Did any persons become substantial contributors during the tax year? <i>If "Yes," attach a schedule listing their names and addresses</i>		X

Part VII-A Statements Regarding Activities (continued)

	Yes	No
11 At any time during the year, did the foundation, directly or indirectly, own a controlled entity within the meaning of section 512(b)(13)? If "Yes," attach schedule (see instructions)	11	X
12 Did the foundation make a distribution to a donor advised fund over which the foundation or a disqualified person had advisory privileges? If "Yes," attach statement (see instructions)	12	X
13 Did the foundation comply with the public inspection requirements for its annual returns and exemption application? Website address ► N/A	13	X
14 The books are in care of ► WELLS FARGO BANK N A Telephone no ► 888-730-4933 Located at ► 100 N Main St MAC D4001-117 Winston Salem NC ZIP+4 ► 27101		
15 Section 4947(a)(1) nonexempt charitable trusts filing Form 990-PF in lieu of Form 1041—Check here and enter the amount of tax-exempt interest received or accrued during the year ► 15 N/A		
16 At any time during calendar year 2016, did the foundation have an interest in or a signature or other authority over a bank, securities, or other financial account in a foreign country? See the instructions for exceptions and filing requirements for FinCEN Form 114. If "Yes," enter the name of the foreign country ►	16	X

Part VII-B Statements Regarding Activities for Which Form 4720 May Be Required

File Form 4720 if any item is checked in the "Yes" column, unless an exception applies.

	Yes	No
1a During the year did the foundation (either directly or indirectly) (1) Engage in the sale or exchange, or leasing of property with a disqualified person? <input type="checkbox"/> Yes <input checked="" type="checkbox"/> No (2) Borrow money from, lend money to, or otherwise extend credit to (or accept it from) a disqualified person? <input type="checkbox"/> Yes <input checked="" type="checkbox"/> No (3) Furnish goods, services, or facilities to (or accept them from) a disqualified person? <input type="checkbox"/> Yes <input checked="" type="checkbox"/> No (4) Pay compensation to, or pay or reimburse the expenses of, a disqualified person? <input checked="" type="checkbox"/> Yes <input type="checkbox"/> No (5) Transfer any income or assets to a disqualified person (or make any of either available for the benefit or use of a disqualified person)? <input type="checkbox"/> Yes <input checked="" type="checkbox"/> No (6) Agree to pay money or property to a government official? (Exception. Check "No" if the foundation agreed to make a grant to or to employ the official for a period after termination of government service, if terminating within 90 days) <input type="checkbox"/> Yes <input checked="" type="checkbox"/> No		
b If any answer is "Yes" to 1a(1)–(6), did any of the acts fail to qualify under the exceptions described in Regulations section 53.4941(d)-3 or in a current notice regarding disaster assistance (see instructions)? Organizations relying on a current notice regarding disaster assistance check here ► <input type="checkbox"/>	1b	X
c Did the foundation engage in a prior year in any of the acts described in 1a, other than excepted acts, that were not corrected before the first day of the tax year beginning in 2016?	1c	X
2 Taxes on failure to distribute income (section 4942) (does not apply for years the foundation was a private operating foundation defined in section 4942(j)(3) or 4942(j)(5))		
a At the end of tax year 2016, did the foundation have any undistributed income (lines 6d and 6e, Part XIII) for tax year(s) beginning before 2016? <input type="checkbox"/> Yes <input checked="" type="checkbox"/> No If "Yes," list the years ► 20____, 20____, 20____, 20____		
b Are there any years listed in 2a for which the foundation is not applying the provisions of section 4942(a)(2) (relating to incorrect valuation of assets) to the year's undistributed income? (If applying section 4942(a)(2) to all years listed, answer "No" and attach statement—see instructions)	2b	N/A
c If the provisions of section 4942(a)(2) are being applied to any of the years listed in 2a, list the years here ► 20____, 20____, 20____, 20____		
3a Did the foundation hold more than a 2% direct or indirect interest in any business enterprise at any time during the year? <input type="checkbox"/> Yes <input checked="" type="checkbox"/> No		
b If "Yes," did it have excess business holdings in 2016 as a result of (1) any purchase by the foundation or disqualified persons after May 26, 1969, (2) the lapse of the 5-year period (or longer period approved by the Commissioner under section 4943(c)(7)) to dispose of holdings acquired by gift or bequest, or (3) the lapse of the 10-, 15-, or 20-year first phase holding period? (Use Schedule C, Form 4720, to determine if the foundation had excess business holdings in 2016)	3b	N/A
4a Did the foundation invest during the year any amount in a manner that would jeopardize its charitable purposes?	4a	X
b Did the foundation make any investment in a prior year (but after December 31, 1969) that could jeopardize its charitable purpose that had not been removed from jeopardy before the first day of the tax year beginning in 2016?	4b	X

Part VII-B Statements Regarding Activities for Which Form 4720 May Be Required (continued)

- 5a** During the year did the foundation pay or incur any amount to
- (1) Carry on propaganda, or otherwise attempt to influence legislation (section 4945(e))? ☐ Yes ☒ No
- (2) Influence the outcome of any specific public election (see section 4955), or to carry on, directly or indirectly, any voter registration drive? ☐ Yes ☒ No
- (3) Provide a grant to an individual for travel, study, or other similar purposes? ☐ Yes ☒ No
- (4) Provide a grant to an organization other than a charitable, etc., organization described in section 4945(d)(4)(A)? (see instructions) ☐ Yes ☒ No
- (5) Provide for any purpose other than religious, charitable, scientific, literary, or educational purposes, or for the prevention of cruelty to children or animals? ☐ Yes ☒ No
- b** If any answer is "Yes" to 5a(1)–(5), did **any** of the transactions fail to qualify under the exceptions described in Regulations section 53.4945 or in a current notice regarding disaster assistance (see instructions)? ☐ Yes ☒ No
- Organizations relying on a current notice regarding disaster assistance check here ☐ Yes ☒ No
- c** If the answer is "Yes" to question 5a(4), does the foundation claim exemption from the tax because it maintained expenditure responsibility for the grant? ☐ Yes ☒ No
- If "Yes," attach the statement required by Regulations section 53.4945–5(d)
- 6a** Did the foundation, during the year, receive any funds, directly or indirectly, to pay premiums on a personal benefit contract? ☐ Yes ☒ No
- b** Did the foundation, during the year, pay premiums, directly or indirectly, on a personal benefit contract? ☐ Yes ☒ No
- If "Yes" to 6b, file Form 8870
- 7a** At any time during the tax year, was the foundation a party to a prohibited tax shelter transaction? ☐ Yes ☒ No
- b** If "Yes," did the foundation receive any proceeds or have any net income attributable to the transaction? ☐ Yes ☒ No

5b	N/A		
6b		X	
7b	N/A		

Part VIII Information About Officers, Directors, Trustees, Foundation Managers, Highly Paid Employees, and Contractors**1 List all officers, directors, trustees, foundation managers and their compensation (see instructions).**

(a) Name and address	(b) Title, and average hours per week devoted to position	(c) Compensation (If not paid, enter -0-)	(d) Contributions to employee benefit plans and deferred compensation	(e) Expense account, other allowances
Wells Fargo Bank, N A 100 N Main St MAC D4001-117 Winston Salem, NC 27	Trustee SEE ATTACHED	24,395		

2 Compensation of five highest-paid employees (other than those included on line 1—see instructions). If none, enter "NONE."

(a) Name and address of each employee paid more than \$50,000	(b) Title, and average hours per week devoted to position	(c) Compensation	(d) Contributions to employee benefit plans and deferred compensation	(e) Expense account, other allowances
NONE				

Total number of other employees paid over \$50,000



0

Part VIII Information About Officers, Directors, Trustees, Foundation Managers, Highly Paid Employees, and Contractors *(continued)***3 Five highest-paid independent contractors for professional services (see instructions). If none, enter "NONE."**

(a) Name and address of each person paid more than \$50,000	(b) Type of service	(c) Compensation
NONE		

Total number of others receiving over \$50,000 for professional services

**Part IX-A Summary of Direct Charitable Activities**

List the foundation's four largest direct charitable activities during the tax year. Include relevant statistical information such as the number of organizations and other beneficiaries served, conferences convened, research papers produced, etc.

Expenses

1	NONE	
2		
3		
4		

Part IX-B Summary of Program-Related Investments (see instructions)

Describe the two largest program-related investments made by the foundation during the tax year on lines 1 and 2

Amount

1	NONE	
2		
All other program-related investments. See instructions.		
3	NONE	

Total. Add lines 1 through 3



0

Part X Minimum Investment Return (All domestic foundations must complete this part. Foreign foundations, see instructions.)

1	Fair market value of assets not used (or held for use) directly in carrying out charitable, etc., purposes		
a	Average monthly fair market value of securities	1a	2,094,212
b	Average of monthly cash balances	1b	50,592
c	Fair market value of all other assets (see instructions)	1c	
d	Total (add lines 1a, b, and c)	1d	2,144,804
e	Reduction claimed for blockage or other factors reported on lines 1a and 1c (attach detailed explanation)	1e	
2	Acquisition indebtedness applicable to line 1 assets	2	
3	Subtract line 2 from line 1d	3	2,144,804
4	Cash deemed held for charitable activities. Enter 1½ % of line 3 (for greater amount, see instructions)	4	32,172
5	Net value of noncharitable-use assets. Subtract line 4 from line 3. Enter here and on Part V, line 4	5	2,112,632
6	Minimum investment return. Enter 5% of line 5	6	105,632

Part XI Distributable Amount (see instructions) (Section 4942(j)(3) and (j)(5) private operating foundations and certain foreign organizations check here ☐ and do not complete this part.)

1	Minimum investment return from Part X, line 6	1	105,632
2a	Tax on investment income for 2016 from Part VI, line 5	2a	1,071
b	Income tax for 2016 (This does not include the tax from Part VI)	2b	
c	Add lines 2a and 2b	2c	1,071
3	Distributable amount before adjustments. Subtract line 2c from line 1	3	104,561
4	Recoveries of amounts treated as qualifying distributions	4	
5	Add lines 3 and 4	5	104,561
6	Deduction from distributable amount (see instructions)	6	
7	Distributable amount as adjusted. Subtract line 6 from line 5. Enter here and on Part XIII, line 1	7	104,561

Part XII Qualifying Distributions (see instructions)

1	Amounts paid (including administrative expenses) to accomplish charitable, etc., purposes		
a	Expenses, contributions, gifts, etc.—total from Part I, column (d), line 26	1a	91,753
b	Program-related investments—total from Part IX-B	1b	
2	Amounts paid to acquire assets used (or held for use) directly in carrying out charitable, etc., purposes	2	
3	Amounts set aside for specific charitable projects that satisfy the		
a	Suitability test (prior IRS approval required)	3a	
b	Cash distribution test (attach the required schedule)	3b	
4	Qualifying distributions. Add lines 1a through 3b. Enter here and on Part V, line 8, and Part XIII, line 4	4	91,753
5	Foundations that qualify under section 4940(e) for the reduced rate of tax on net investment income. Enter 1% of Part I, line 27b (see instructions)	5	
6	Adjusted qualifying distributions. Subtract line 5 from line 4	6	91,753

Note. The amount on line 6 will be used in Part V, column (b), in subsequent years when calculating whether the foundation qualifies for the section 4940(e) reduction of tax in those years.

Part XIII Undistributed Income (see instructions)







	(a) Corpus	(b) Years prior to 2015	(c) 2015	(d) 2016
1 Distributable amount for 2016 from Part XI, line 7				104,561
2 Undistributed income, if any, as of the end of 2016				
a Enter amount for 2015 only			0	
b Total for prior years 20____, 20____, 20____				
3 Excess distributions carryover, if any, to 2016				
a From 2011	5,368			
b From 2012	21,622			
c From 2013				
d From 2014				
e From 2015				
f Total of lines 3a through e	26,990			
4 Qualifying distributions for 2016 from Part XII, line 4 ► \$ 91,753				
a Applied to 2015, but not more than line 2a				
b Applied to undistributed income of prior years (Election required—see instructions)				
c Treated as distributions out of corpus (Election required—see instructions)				
d Applied to 2016 distributable amount				91,753
e Remaining amount distributed out of corpus				
5 Excess distributions carryover applied to 2016 (If an amount appears in column (d), the same amount must be shown in column (a))	12,808			12,808
6 Enter the net total of each column as indicated below:				
a Corpus Add lines 3f, 4c, and 4e Subtract line 5	14,182			
b Prior years' undistributed income Subtract line 4b from line 2b		0		
c Enter the amount of prior years' undistributed income for which a notice of deficiency has been issued, or on which the section 4942(a) tax has been previously assessed				
d Subtract line 6c from line 6b Taxable amount—see instructions				
e Undistributed income for 2015 Subtract line 4a from line 2a Taxable amount—see instructions			0	
f Undistributed income for 2016 Subtract lines 4d and 5 from line 1 This amount must be distributed in 2017				0
7 Amounts treated as distributions out of corpus to satisfy requirements imposed by section 170(b)(1)(F) or 4942(g)(3) (Election may be required—see instructions)				
8 Excess distributions carryover from 2011 not applied on line 5 or line 7 (see instructions)				
9 Excess distributions carryover to 2017. Subtract lines 7 and 8 from line 6a	14,182			
10 Analysis of line 9				
a Excess from 2012	14,182			
b Excess from 2013				
c Excess from 2014				
d Excess from 2015				
e Excess from 2016				

Part XV **Supplementary Information** (continued)**3 Grants and Contributions Paid During the Year or Approved for Future Payment**

Recipient	If recipient is an individual, show any relationship to any foundation manager or substantial contributor	Foundation status of recipient	Purpose of grant or contribution	Amount
Name and address (home or business)				
a <i>Paid during the year</i> See Attached Statement				
Total				3a 84,531
b <i>Approved for future payment</i> NONE				
Total				3b 0

Part XVII Information Regarding Transfers To and Transactions and Relationships With Noncharitable Exempt Organizations

- | | | |
|---|--|----|
| 1 | Did the organization directly or indirectly engage in any of the following with any other organization described in section 501(c) of the Code (other than section 501(c)(3) organizations) or in section 527, relating to political organizations? | |
| a | Transfers from the reporting foundation to a noncharitable exempt organization of | 1a |
| | (1) Cash | 1a |
| | (2) Other assets | |
| b | Other transactions | 1b |
| | (1) Sales of assets to a noncharitable exempt organization | 1b |
| | (2) Purchases of assets from a noncharitable exempt organization | 1b |
| | (3) Rental of facilities, equipment, or other assets | 1b |
| | (4) Reimbursement arrangements | 1b |
| | (5) Loans or loan guarantees | 1b |
| | (6) Performance of services or membership or fundraising solicitations | 1b |
| c | Sharing of facilities, equipment, mailing lists, other assets, or paid employees | 1b |
| d | If the answer to any of the above is "Yes," complete the following schedule. Column (b) should always show the fair market value of the goods, other assets, or services given by the reporting foundation. If the foundation received less than fair market value in any transaction or sharing arrangement, show in column (d) the value of the goods, other assets, or services received. | 1 |

	Yes	No
		
1a(1)		X
1a(2)		X
		
1b(1)		X
1b(2)		X
1b(3)		X
1b(4)		X
1b(5)		X
1b(6)		X
1c		X

[illegible]

- 2a** Is the foundation directly or indirectly affiliated with, or related to, one or more tax-exempt organizations described in section 501(c) of the Code (other than section 501(c)(3)) or in section 527? ☐ Yes ☒ No

- b** If "Yes," complete the following schedule

(a) Name of organization	(b) Type of organization	(c) Description of relationship

**Sign
Here**

 John A. Salento SVP Wells Fargo Bank N.A.

4/26/2017

▶ SVP Wells Fargo Bank N A

May the IRS discuss this return with the preparer shown below (see instructions)? ☒ Yes ☐ No

**Paid
Preparer
Use Only**

Print/Type preparer's name

Preparer's signature

Date

Check ☒ if self-employed

PTIN
P01251603

Firm's name ► PricewaterhouseCoopers, LLP

Firm's EIN ▶ 13-4008324

Firm's address ▶ 600 GRANT STREET, PITTSBURGH, PA 15219-2777

Phone no	412-355-6000
----------	--------------

Continuation of Part XV, Line 3a (990-PF) - Grants and Contributions Paid During the Year

Recipient(s) paid during the year

Name SITKA SCHOOL DISTRICT				
Street TONGASS NATIONAL FOREST, 300 KOSTROMETINOFF ST				
City SITKA	State AK	Zip Code 99835	Foreign Country	
Relationship NONE	Foundation Status PC			
Purpose of grant/contribution GENERAL SUPPORT GRANT				Amount 3,883

Name SITKA SOUND SCIENCE CENTER				
Street TONGASS NATIONAL FOREST, 834 LINCOLN ST #200				
City SITKA	State AK	Zip Code 99835	Foreign Country	
Relationship NONE	Foundation Status PC			
Purpose of grant/contribution GENERAL SUPPORT GRANT				Amount 16,482

Name SITKA SUMMER MUSIC FESTIVAL				
Street PO BOX 3333				
City SITKA	State AK	Zip Code 99835	Foreign Country	
Relationship NONE	Foundation Status PC			
Purpose of grant/contribution GENERAL SUPPORT GRANT				Amount 5,600

Name KEET GOOSHI HEEN ELEMENTARY				
Street TONGASS NATIONAL FOREST, 307 KASHEVAROFF ST				
City SITKA	State AK	Zip Code 99835	Foreign Country	
Relationship NONE	Foundation Status PC			
Purpose of grant/contribution GENERAL SUPPORT GRANT				Amount 5,770

Name ARTCHANGE, INC				
Street PO BOX 6224				
City SITKA	State AK	Zip Code 99835	Foreign Country	
Relationship NONE	Foundation Status PC			
Purpose of grant/contribution GENERAL SUPPORT GRANT				Amount 1,067

Name 3 TO 5 PRESCHOOL INC				
Street 110 COLLEGE DR, ROOM 101				
City SITKA	State AK	Zip Code 99835	Foreign Country	
Relationship NONE	Foundation Status PC			
Purpose of grant/contribution GENERAL SUPPORT GRANT				Amount 3,400

Continuation of Part XV, Line 3a (990-PF) - Grants and Contributions Paid During the Year

Recipient(s) paid during the year

Name

ALASKA ARTS SOUTHEAST, INC

Street

TONGASS NATIONAL FOREST, JOHN BRADY DR

City

SITKA

State

AK

Zip Code

99835

Foreign Country**Relationship**

NONE

Foundation Status

PC

Purpose of grant/contribution

GENERAL SUPPORT GRANT

Amount

9,117

Name

BRAVE HEART VOLUNTEERS INC

Street

TONGASS NATIONAL FOREST, 120 KATILAN ST

City

SITKA

State

AK

Zip Code

99835

Foreign Country**Relationship**

NONE

Foundation Status

PC

Purpose of grant/contribution

GENERAL SUPPORT GRANT

Amount

3,517

Name

SITKA HIGH SCHOOL

Street

TONGASS NATIONAL FOREST, 1000 LAKE ST

City

SITKA

State

AK

Zip Code

99835

Foreign Country**Relationship**

NONE

Foundation Status

PC

Purpose of grant/contribution

GENERAL SUPPORT GRANT

Amount

18,945

Name

SITKA COMMUNITY DEVELOPMENT CORP

Street

PO BOX 6461

City

SITKA

State

AK

Zip Code

99835-6461

Foreign Country**Relationship**

NONE

Foundation Status

PC

Purpose of grant/contribution

GENERAL SUPPORT GRANT

Amount

1,875

Name

THE ISLAND INSTITUTE, INC

Street

TONGASS NATIONAL FOREST, 304 BARANOF ST

City

SITKA

State

AK

Zip Code

99835

Foreign Country**Relationship**

NONE

Foundation Status

PC

Purpose of grant/contribution

GENERAL SUPPORT GRANT

Amount

3,283

Name

GREATER SITKA ARTS COUNCIL, INC

Street

PO BOX 564

City

SITKA

State

AK

Zip Code

99835

Foreign Country**Relationship**

NONE

Foundation Status

PC

Purpose of grant/contribution

GENERAL SUPPORT GRANT

Amount

2,518

Continuation of Part XV, Line 3a (990-PF) - Grants and Contributions Paid During the Year

Recipient(s) paid during the year

Name

SOUTHEAST ALASKA INDEPENDENT LIVING

Street

514 LAKE STREET #C

City

SITKA

State

AK

Zip Code

99835

Foreign Country

Relationship

NONE

Foundation Status

PC

Purpose of grant/contribution

GENERAL SUPPORT GRANT

Amount

5,674

Name

MT EDGECUMBE PRESCHOOL, INC

Street

TONGASS NATIONAL FOREST, 129 SEWARD ST

City

SITKA

State

AK

Zip Code

99835

Foreign Country

Relationship

NONE

Foundation Status

PC

Purpose of grant/contribution

GENERAL SUPPORT GRANT

Amount

3,400

Name

Street

City

State

Zip Code

Foreign Country

Relationship

Foundation Status

Purpose of grant/contribution

Amount

Name

Street

City

State

Zip Code

Foreign Country

Relationship

Foundation Status

Purpose of grant/contribution

Amount

Name

Street

City

State

Zip Code

Foreign Country

Relationship

Foundation Status

Purpose of grant/contribution

Amount

Name

Street

City

State

Zip Code

Foreign Country

Relationship

Foundation Status

Purpose of grant/contribution

Amount

Part I, Line 6 (990-PF) - Gain/Loss from Sale of Assets Other Than Inventory

Long Term CG Distributions			Amount		Totals															Gross Sales		Cost or Other Basis, Expenses, Depreciation and Adjustments		Net Gain or Loss			
Short Term CG Distributions			4,396		Capital Gains/Losses															Other sales		193,802		172,865		20,937	
			0																								
	Description	CUSIP #	Check "X" to include in Part IV	Purchaser	Check "X" if Purchaser is a Business	Acquisition Method	Date Acquired	Date Sold	Gross Sales Price	Cost or Other Basis	Valuation Method	Expense of Sale and Cost of Improvements	Depreciation	Adjustments	Net Gain or Loss												
1	HASBRO INC	418056107	X				2/20/2015	5/20/2016	2,959	2,150					809												
2	INTEL CORP	458140100	X				9/1/2015	12/20/2016	1,111	838					273												
3	JOHNSON & JOHNSON	478160104	X				5/5/2014	6/28/2016	1,991	1,689					302												
4	JOHNSON & JOHNSON	478160104	X				3/7/2012	7/13/2016	1,847	963					884												
5	JOHNSON & JOHNSON	478160104	X				5/5/2014	8/5/2016	372	298					74												
6	JOHNSON & JOHNSON	478160104	X				9/18/2013	8/5/2016	744	538					208												
7	JOHNSON & JOHNSON	478160104	X				3/7/2012	10/12/2016	1,773	963					810												
8	JOHNSON & JOHNSON	478160104	X				9/18/2013	12/20/2016	2,426	1,876					550												
9	KRAFT HEINZ CO/THE	500754106	X				10/15/2012	4/14/2016	1,940	1,166					774												
10	KRAFT HEINZ CO/THE	500754106	X				10/15/2012	5/17/2016	1,939	1,026					813												
11	KRAFT HEINZ CO/THE	500754106	X				12/8/2012	9/17/2016	5,014	2,665					2,349												
12	KRAFT HEINZ CO/THE	500754106	X				12/8/2012	7/13/2016	1,326	659					667												
13	KRAFT HEINZ CO/THE	500754109	X				5/7/2013	7/13/2016	973	593					383												
14	KRAFT HEINZ CO/THE	500754106	X				5/7/2013	10/12/2016	1,749	1,069					680												
15	LAS VEGAS SANDS CORP	517834107	X				9/18/2013	10/7/2016	995	1,095					100												
16	BHP BILLITON LIMITED - ADR	088606108	X				2/28/2014	6/28/2016	817	2,083					-1,266												
17	BHP BILLITON LIMITED - ADR	088606108	X				2/20/2015	6/28/2016	517	960					-443												
18	BHP BILLITON LIMITED - ADR	088606108	X				9/1/2015	6/28/2016	545	688					-143												
19	BANCO BILBAO VIZCAYA ARI	05946K101	X				4/18/2015	6/28/2016	478	903					-425												
20	BRITISH AMERICAN TOBACC	110448107	X				9/18/2013	8/5/2016	1,367	1,183					204												
21	BRITISH AMERICAN TOBACC	110448107	X				9/18/2013	10/7/2016	848	753					95												
22	CHEVRON CORP	166764100	X				9/18/2013	12/2/2016	1,466	1,636					-170												
23	COCA COLA CO	191218100	X				6/28/2016	12/2/2016	927	1,009					-82												
24	GLAXOSMITHKLINE PLC - ADR	37733W105	X				9/18/2013	5/20/2016	1,093	1,331					-238												
25	GLAXOSMITHKLINE PLC - ADR	37733W105	X				3/7/2012	7/13/2016	1,845	1,868					-23												
26	COCA COLA CO	191216100	X				6/19/2015	12/2/2016	1,128	1,137					-9												
27	GLAXOSMITHKLINE PLC - ADR	37733W105	X				3/7/2012	11/16/2016	3,251	3,780					-529												
28	HCP INC	40414L109	X				3/7/2012	10/7/2016	2,995	3,094					-99												
29	DUKE ENERGY HOLDING CO	26441C204	X				6/28/2016	10/7/2016	1,079	1,169					-90												
30	HCP INC	40414L109	X				1/6/2014	1/6/2016	1,535	1,485					40												
31	HCP INC	40414L109	X				3/24/2014	1/6/2016	1,685	1,650					35												
32	HSBC - ADR	404280406	X				9/18/2013	2/18/2016	1,169	2,033					-864												
33	HSBC - ADR	404280406	X				9/18/2013	5/20/2016	1,990	3,615					-1,625												
34	ALTRIA GROUP INC	02209S103	X				3/7/2012	4/14/2016	1,625	780					845												
35	ALTRIA GROUP INC	02209S103	X				3/7/2012	7/22/2016	2,274	980					1,284												
36	ASTRAZENECA PLC ADR	046353108	X				9/18/2013	2/16/2016	2,082	1,814					288												
37	DUKE ENERGY HOLDING CO	26441C204	X				9/18/2013	10/7/2016	308	271					37												
38	ENI SPA - ADR	26874R108	X				9/18/2013	6/28/2016	2,034	3,213					-1,179												
39	GENERAL MILLS INC	370334104	X				1/13/2014	7/22/2016	1,644	1,200					444												
40	BP PLC - ADR	055622104	X				2/20/2013	2/25/2016	2,107	3,287					-1,180												
41	BP PLC - ADR	055622104	X				2/20/2013	2/25/2016	569	827					-258												
42	GENERAL MILLS INC	370334104	X				11/3/2014	8/2/2016	1,775	1,304					471												
43	BANCO BILBAO VIZCAYA ARI	05946K101	X				9/18/2013	6/28/2016	1,370	2,864					-1,494												
44	LOCKHEED MARTIN CORP	539830109	X				9/18/2013	5/20/2016	1,197	652					545												
45	MCDONALDS CORP	580135101	X				3/7/2012	2/3/2016	1,216	1,002					214												
46	MCDONALDS CORP	580135101	X				12/6/2012	2/3/2016	2,311	1,675					636												
47	MERCK & CO INC NEW	58933Y105	X				3/7/2012	10/12/2016	1,670	1,006					664												
48	MERCK & CO INC NEW	58933Y105	X				3/7/2012	11/16/2016	3,260	1,938					1,322												
49	MICHELIN (CGDE) ADR	59410T106	X				9/18/2013	2/18/2016	957	1,123					-166												
50	MICHELIN (CGDE) ADR	59410T106	X				12/19/2014	2/18/2016	883	835					28												
51	MICROSOFT CORP	594918104	X				9/18/2013	12/20/2016	2,793	1,459					1,334												
52	NESTLE S A REGISTERED S	641069408	X				2/28/2014	8/5/2016	1,191	1,133					58												
53	OMEGA HEALTHCARE INVS	681936100	X				9/10/2015	7/13/2016	3,793	4,035					-242												
54	ELI LILLY & CO COM	532457108	X				9/18/2013	5/20/2016	2,623	1,889					734												
55	PHILIP MORRIS INTERNA TIO	718172109	X				3/7/2012	4/14/2016	2,427	2,017					410												
56	PROCTER & GAMBLE CO	742718109	X				3/7/2012	7/22/2016	2,858	2,061					597												
57	REALTY INCOME CORP COM	758109104	X				7/5/2013	8/2/2016	1,902	1,087					815												
58	RECKITT BENCKISIS ADR	758255204	X				9/18/2013	12/2/2016	1,033	880					153												
59	REYNOLDS AMERICAN INC	761713106	X				3/7/2012	2/3/2016	3,161	1,373					1,788												
60	REYNOLDS AMERICAN INC	761713106	X				3/7/2012	7/13/2016	3,610	1,438					2,174												
61	REYNOLDS AMERICAN INC	761713106	X				3/7/2012	10/21/2016	4,939	1,894					3,045												
62	REYNOLDS AMERICAN INC	761713106	X				10/25/2012	10/21/2016	6,296	2,384					3,912												
63	REYNOLDS AMERICAN INC	761713106	X				10/12/2016	10/21/2016	3,799	3,272					527												
64	RIO TINTO PLC - ADR	761204100	X				9/4/2014	6/28/2016	1,219	2,237					-1,018												
65	ROYAL DUTCH SHELL PLC A	780259107	X				3/7/2012	1/7/2016	5,677	9,561					-3,884												
66	ROYAL DUTCH SHELL PLC A	780259107	X				10/25/2012	1/7/2016	1,110	1,816					-706												
67	ROYAL DUTCH SHELL PLC A	780259206	X				12/19/2014	6/28/2016	1,403	1,820					-417												
68	ROYAL DUTCH SHELL PLC A	780259206	X				9/18/2013	6/28/2016	1,715	2,179					-464												
69	SINGAPORE TELECOMMUNIC	82929R304	X				9/18/2013	10/7/2016	2,128	2,242					-114												
70	SUNCOR ENERGY INC NEW	867224107	X				6/19/2015	12/2/2016	1,905	1,545					260												
71	UNILEVER PLC - ADR	904767704	X				3/7/2012	10/12/2016	3,226	2,286					940												
72	UNILEVER PLC - ADR	904767704	X				4/29/2014	10/12/2016	45	45					0												

Part I, Line 6 (990-PF) - Gain/Loss from Sale of Assets Other Than Inventory

	Amount	Totals	Gross Sales	Cost or Other Basis, Expenses, Depreciation and Adjustments	Net Gain or Loss									
Long Term CG Distributions	4,356	Capital Gains/Losses		193,802										
Short Term CG Distributions	0	Other sales		0	20,837									
				0	0									
	CUSIP #	Check "x" if Purchaser to include in Part IV	Purchaser	Check "X" if Purchaser is a Business	Acquisition Method	Date Acquired	Date Sold	Gross Sales Price	Cost or Other Basis	Valuation Method	Expense of Sale and Cost of Improvements	Depreciation	Adjustments	Net Gain or Loss
73 UNILEVER N.V. - ADR	904784709	X				9/18/2013	12/22/2018	2,088	2,100				-14	
74 VENTAS INC.COM	82278F100	X				9/18/2013	10/12/2016	1,395					229	
75 WF ULTR SHORT-TRMINCOM	949917744	X				2/27/2015	6/7/2016	42,350	42,350				21	
76 WF ULTR SHORT-TRMINCOM	949917744	X				11/19/2015	6/7/2016	5,986	5,985				0	21

Part I, Line 11 (990-PF) - Other Income

		2,171	2,171	0
Description		Revenue and Expenses per Books	Net Investment Income	Adjusted Net Income
1	OTHER TAXABLE INCOME	2,171	2,171	

Part I, Line 16b (990-PF) - Accounting Fees

		1,123	0	0	1,123
Description		Revenue and Expenses per Books	Net Investment Income	Adjusted Net Income	Disbursements for Charitable Purposes (Cash Basis Only)
1	TAX PREP FEES	1,123			1,123

Part I, Line 18 (990-PF) - Taxes

		1,446	1,152	0	0
Description		Revenue and Expenses per Books	Net Investment Income	Adjusted Net Income	Disbursements for Charitable Purposes
1	FOREIGN TAX WITHHELD	1,152	1,152		
2	ESTIMATED EXCISE PAYMENTS	294			

Part I, Line 23 (990-PF) - Other Expenses

		134	134	0	0
Description		Revenue and Expenses per Books	Net Investment Income	Adjusted Net Income	Disbursements for Charitable Purposes
1	ADR FEES	134	134		

Part II, Line 13 (990-PF) - Investments - Other

		2,016,505		1,988,037	2,125,782
Asset Description		Basis of Valuation	Book Value Beg of Year	Book Value End of Year	FMV End of Year
1				0	
2	TOYOTA MOTOR CORPORATION - ADR		0	4,246	4,101
3	EXXON MOBIL CORPORATION		0	7,814	7,853
4	BASF AG		0	5,346	5,369
5	DOMINION RES INC VA		0	2,203	2,681
6	DEUTSCHE BOERSE AG ADR		0	1,751	1,868
7	TELSTRA CORPORATION LIMITED - ADR		0	3,909	3,214
8	NTT DOCOMO, INC - ADR		0	2,149	2,002
9	COMPASS GROUP PLC - ADR		0	4,609	4,950
10	PRUDENTIAL PLC - ADR		0	3,394	3,462
11	KONINKLIJKE PHILIPS ELECTRONIC - ADR		0	5,253	4,861
12	JPMORGAN CHASE & CO		0	4,004	5,609
13	TELENOR ASA - ADR		0	2,749	1,790
14	SIEMENS AG - ADR		0	6,976	7,345
15	SKY PLC-SPN ADR		0	2,036	2,255
16	SUNCOR ENERGY INC NEW F		0	1,954	2,321
17	CHEVRON CORP		0	4,655	4,355
18	MERCK & CO INC NEW		0	4,651	4,651
19	TENARIS SA - ADR		0	2,072	2,821
20	SANOFI-AVENTIS - ADR		0	3,597	2,790
21	LYONDELLBASELL INDU-CL A		0	4,204	3,603
22	BANK OF NOVA SCOTIA CAD COM NPV		0	3,795	3,619
23	LVMH MOET HENNESSY UNSP ADR - ADR		0	4,459	4,711
24	NEXTERA ENERGY INC		0	3,783	4,062
25	COCA-COLA EUROPEAN PARTNERS		0	3,455	2,889
26	VEOLIA ENVIRONNEMENT ADR		0	2,130	1,645
27	LAS VEGAS SANDS CORP		0	3,801	3,311
28	ROYAL DUTCH SHELL PLC ADR		0	3,819	3,154
29	AT & T INC		0	6,289	7,528
30	DUKE ENERGY HOLDING CORP COM		0	1,900	2,173
31	RECKITT BENCKIS/S ADR		0	2,130	2,520
32	PHILIP MORRIS INTERNATIONAL IN		0	5,835	5,947
33	WOLSELEY PLC		0	3,436	3,545
34	DODGE & COX INCOME FD COM 147		0	85,463	87,539
35	TWEEDY BROWNE FD GLOBAL VALUE 1		0	60,191	57,329
36	PRINCIPAL GL MULT STRAT-INST #4684		0	22,140	21,761
37	FID ADV EMER MKTS INC- CL I 607		0	47,838	46,064
38	ISHARES TR SMALLCAP 600 INDEX FD		0	67,645	85,262
39	CEF ISHARES S&P 500 GROWTH INDEX		0	155,538	230,670
40	ISHARES TR S & P MIDCAP 400 ID FD		0	106,533	115,738
41	DODGE & COX INT'L STOCK FD 1048		0	32,633	46,356
42	ISHARES RUSSELL MIDCAP VALUE		0	40,997	45,041
43	EATON VANCE FLOATING RATE FD-I 924		0	33,600	33,924
44	ASG GLOBAL ALTERNATIVES-Y 1993		0	43,703	39,480
45	TEMPLETON GLOBAL BOND FD-ADV 616		0	66,688	64,031
46	E-TRACS ALERIAN MLP INFRASTRUCTUR		0	46,152	31,251

Part II, Line 13 (990-PF) - Investments - Other

Asset Description		Basis of Valuation	Book Value Beg. of Year	Book Value End of Year	FMV End of Year
47	WESTERN ASSET INTERM BOND PTF-I 22		0	116,235	113,290
48	VANGUARD REIT VIPER		0	155,980	165,060
49	WF ADV SHORT-TERM BOND FUND-I3102		0	48,180	48,070
50	WF ADV ULTR SHORT-TRMINCOME-I3104		0	27,835	27,901
51	JPMORGAN HIGH YIELD FUND SS 3580		0	38,711	36,597
52	ASG MANAGED FUTURES STRAT-Y		0	47,760	39,091
53	OPPENHEIMER DEVELOPING MKT-I 799		0	88,610	87,205
54	BLACKROCK GL L/S CREDIT-INS #1833		0	41,600	40,480
55	ROBECO BP LNG/SHRT RES-INS		0	56,250	61,913
56	NEUBERGER BERMAN LONG SH-INS #183		0	45,080	45,150
57	AMERICAN ELECTRIC POWER CO INC		0	2,454	4,092
58	CONSOLIDATED EDISON INC		0	3,542	3,979
59	GENERAL MILLS INC		0	2,669	3,150
60	GLAXOSMITHKLINE PLC - ADR		0	10,561	8,549
61	JOHNSON & JOHNSON		0	2,633	4,724
62	KIMBERLY CLARK CORP COM		0	4,786	7,988
63	MCDONALDS CORP		0	12,396	15,215
64	VODAFONE GROUP PLC-SP ADR		0	20,683	13,192
65	NOVARTIS AG - ADR		0	6,904	6,774
66	OCCIDENTAL PETE CORP		0	3,596	3,419
67	PEPSICO INC		0	2,380	3,976
68	PROCTER & GAMBLE CO		0	11,940	12,948
69	SOUTHERN CO		0	10,120	11,166
70	TOTAL FINA ELF S A ADR		0	1,746	1,835
71	COCA COLA CO		0	9,942	10,324
72	BP P L C SPONS ADR		0	9,058	8,186
73	ASTRAZENECA PLC SPONS ADR		0	5,691	4,890
74	UNILEVER PLC - ADR		0	5,267	5,047
75	EXXON MOBIL CORPORATION		0	10,669	13,358
76	DOMINION RES INC VA		0	5,463	7,736
77	PPL CORPORATION		0	6,197	7,934
78	VERIZON COMMUNICATIONS		0	15,121	18,416
79	CHEVRON CORP		0	6,910	7,415
80	MERCK & CO INC NEW		0	7,434	10,185
81	KRAFT HEINZ CO/THE		0	2,492	3,929
82	SANOFI-AVENTIS - ADR		0	15,585	14,801
83	ALTRIA GROUP INC		0	8,321	16,026
84	NATIONAL GRID PLC ADR		0	11,413	12,424
85	AT & T INC		0	14,650	18,671
86	BCE INC		0	15,839	15,004
87	DUKE ENERGY HOLDING CORP. COM		0	9,443	11,565
88	ABBVIE INC		0	14,230	15,091
89	PHILIP MORRIS INTERNATIONAL IN		0	14,771	16,194
90	REALTY INCOME CORP COM		0	2,477	3,506
91	VENTAS INC COM		0	4,006	4,626
92	CROWN CASTLE INTL CORP		0	9,052	8,590

Part II, Line 13 (990-PF) - Investments - Other

		2,016,505		1,988,037		2,125,782	
Asset Description		Book Value		Book Value		FMV	
	Basis of Valuation	Beg. of Year	End of Year	Beg. of Year	End of Year	Beg. of Year	End of Year
93	WELLTOWER INC			0	5,099		6,291
94	AXA ADR			0	3,139		3,352
95	BEMIS COMPANY INC COM			0	2,017		2,295
96	CVS/CAREMARK CORPORATION			0	3,183		3,235
97	CISCO SYSTEMS INC			0	5,445		7,011
98	DIAGEO PLC - ADR			0	2,813		2,287
99	GLAXOSMITHKLINE PLC - ADR			0	2,509		1,887
100	INTEL CORP			0	3,994		4,933
101	JOHNSON & JOHNSON			0	2,502		3,226
102	ELI LILLY & CO COM			0	2,720		2,721
103	LOCKHEED MARTIN CORP			0	2,346		4,499
104	MICROSOFT CORP			0	3,104		5,158
105	NESTLE S.A. REGISTERED SHARES - ADR			0	5,884		6,098
106	NOVARTIS AG - ADR			0	6,341		5,827
107	PFIZER INC			0	6,070		6,723
108	PROCTER & GAMBLE CO			0	4,554		4,708
109	PUBLIC SVC ENTERPRISE GROUP INC			0	2,020		2,633
110	QUALCOMM INC			0	3,295		3,195
111	ROCHE HOLDINGS LTD - ADR			0	4,904		4,280
112	TORONTO DOMINION BK ONT COM NEW			0	4,063		4,638
113	TOTAL FINA ELF S.A. ADR			0	5,240		4,740
114	COCA COLA CO			0	2,152		2,197
115	BRITISH AMERICAN TOBACCO P L C - AD			0	3,980		4,169
116	UNILEVER N.V. - ADR			0	2,456		2,546

Part III (990-PF) - Changes in Net Assets or Fund Balances

Line 3 - Other increases not included in Part III, Line 2

1	MUTUAL FUND TIMING DIFFERENCE	1	862
2	Total	2	862

Line 5 - Decreases not included in Part III, Line 2

1	COST BASIS ADJUSTMENT	1	361
2	MUTUAL FUND TIMING DIFFERENCE	2	698
3	ST CAP LOSS CARRYOVER	3	1,316
4	PY RETURN OF CAPITAL ADJUSTMENT	4	772
5	Total	5	3,147

Part IV (990-PF) - Capital Gains and Losses for Tax on Investment Income

Long Term CG Distributions										Amount			
Short Term CG Distributions										4,356	0		
	Description of Property Sold	Acquisition Method	Date Acquired	Date Sold	Gross Sales Price	Depreciation Allowed	Adjustments	Cost or Other Basis Plus Expense of Sale	Gain or Loss	F M V as of 12/31/69	Adjusted Basis as of 12/31/69	Excess of FMV Over Adjusted Basis	Gains Minus Excess FMV Over Adj Basis or Losses
1	HASBRO INC		2/20/2015	5/20/2016	2,959			2,150	809			0	16,481
2	INTEL CORP		9/1/2015	12/20/2016	1,111			839	273			0	16,481
3	JOHNSON & JOHNSON		5/5/2014	6/28/2016	1,689			1,689	302			0	16,481
4	JOHNSON & JOHNSON		3/7/2012	7/13/2016	1,847			963	884			0	16,481
5	JOHNSON & JOHNSON		5/5/2014	8/5/2016	372			238	74			0	16,481
6	JOHNSON & JOHNSON		9/18/2013	8/5/2016	744			536	208			0	16,481
7	JOHNSON & JOHNSON		3/7/2012	10/12/2016	1,773			963	810			0	16,481
8	JOHNSON & JOHNSON		9/18/2013	12/20/2016	2,426			1,876	550			0	16,481
9	KRAFT HEINZ CO/THE		10/15/2012	4/14/2016	1,940			1,166	774			0	16,481
10	KRAFT HEINZ CO/THE		12/6/2012	5/17/2016	1,839			1,026	813			0	16,481
11	KRAFT HEINZ CO/THE		12/6/2012	7/13/2016	1,326			659	667			0	16,481
12	KRAFT HEINZ CO/THE		5/7/2013	7/13/2016	973			583	380			0	16,481
13	KRAFT HEINZ CO/THE		5/7/2013	10/12/2016	1,749			1,059	690			0	16,481
14	KRAFT HEINZ CO/THE		9/18/2013	10/7/2016	995			1,095	-100			0	16,481
15	LAS VEGAS SANDS CORP		2/28/2014	6/28/2016	817			2,083	-1,266			0	16,481
16	BHP BILLITON LIMITED - ADR		2/20/2015	6/28/2016	517			960	-443			0	16,481
17	BHP BILLITON LIMITED - ADR		9/1/2015	6/28/2016	545			688	-143			0	16,481
18	BHP BILLITON LIMITED - ADR		4/7/2015	6/28/2016	478			903	-425			0	16,481
19	BANCO BILBAO VIZCAYA AR		9/18/2013	8/5/2016	1,387			1,183	204			0	16,481
20	BRITISH AMERICAN TOBACC		9/18/2013	10/7/2016	848			753	95			0	16,481
21	BRITISH AMERICAN TOBACC		9/18/2013	12/2/2016	1,466			1,636	-170			0	16,481
22	CHEVRON CORP		6/28/2016	12/2/2016	927			1,009	-82			0	16,481
23	COCA COLA CO		9/18/2013	5/20/2016	1,093			1,331	-238			0	16,481
24	GLAXOSMITHKLINE PLC - AD		3/7/2012	7/13/2016	1,845			1,868	-23			0	16,481
25	GLAXOSMITHKLINE PLC - AD		6/19/2015	12/2/2016	1,128			1,137	-9			0	16,481
26	COCA COLA CO		3/7/2012	11/16/2016	3,251			3,780	-529			0	16,481
27	GLAXOSMITHKLINE PLC - AD		3/7/2012	11/16/2016	2,995			3,094	-99			0	16,481
28	HCP INC		6/28/2016	10/7/2016	1,079			1,169	-90			0	16,481
29	DUKE ENERGY HOLDING CO		16/2014	1/6/2016	1,535			1,495	40			0	16,481
30	HCP INC		3/24/2014	1/6/2016	1,685			1,650	35			0	16,481
31	HCP INC		9/18/2013	2/18/2016	1,169			2,033	-864			0	16,481
32	HSBC - ADR		9/18/2013	5/20/2016	1,990			3,615	-1,625			0	16,481
33	HSBC - ADR		3/7/2012	4/14/2016	1,625			780	845			0	16,481
34	ALTRIA GROUP INC		3/7/2012	7/22/2016	2,274			990	1,284			0	16,481
35	ALTRIA GROUP INC		9/18/2013	2/18/2016	2,082			1,814	268			0	16,481
36	ASTRAZENECA PLC ADR		9/18/2013	10/7/2016	308			271	37			0	16,481
37	DUKE ENERGY HOLDING CO		9/18/2013	6/28/2016	2,034			3,213	-1,179			0	16,481
38	ENI SPA - ADR		11/3/2014	7/22/2016	1,644			1,200	444			0	16,481
39	GENERAL MILLS INC		2/25/2016	2/25/2016	2,107			3,287	-1,180			0	16,481
40	BP PLC - ADR		2/20/2013	2/25/2016	569			827	-258			0	16,481
41	BP PLC - ADR		11/3/2014	8/2/2016	1,775			1,304	471			0	16,481
42	GENERAL MILLS INC		9/18/2013	6/28/2016	1,370			2,864	-1,494			0	16,481
43	BANCO BILBAO VIZCAYA AR		9/18/2013	5/20/2016	1,197			652	545			0	16,481
44	LOCKHEED MARTIN CORP		3/7/2012	2/3/2016	1,216			1,002	214			0	16,481
45	MCDONALDS CORP		12/6/2012	2/3/2016	2,311			1,675	636			0	16,481
46	MCDONALDS CORP		3/7/2012	10/12/2016	1,670			1,006	664			0	16,481
47	MERCK & CO INC NEW		3/7/2012	11/16/2016	3,260			1,938	1,322			0	16,481
48	MERCK & CO INC NEW		9/18/2013	2/18/2016	957			1,123	-166			0	16,481
49	MICHELIN (CGDE) ADR		12/19/2014	2/18/2016	863			835	28			0	16,481
50	MICHELIN (CGDE) ADR		9/18/2013	12/20/2016	2,793			1,459	1,334			0	16,481
51	MICROSOFT CORP		2/28/2014	8/5/2016	1,191			1,133	58			0	16,481
52	NESTLE S.A. REGISTERED S		6/10/2015	7/13/2016	3,793			4,035	-242			0	16,481
53	OMEGA HEALTHCARE INVS I		9/18/2013	5/20/2016	2,623			1,889	734			0	16,481
54	ELI LILLY & CO COM		3/7/2012	4/14/2016	2,427			2,017	410			0	16,481
55	PHILIP MORRIS INTERNATIO		3/7/2012	7/22/2016	2,658			2,061	597			0	16,481
56	PROCTER & GAMBLE CO		7/5/2013	8/2/2016	1,902			1,087	815			0	16,481
57	REALTY INCOME CORP COM		9/18/2013	12/2/2016	1,033			880	153			0	16,481
58	RECKITT BENCKIS ADR		3/7/2012	2/3/2016	3,161			1,373	1,788			0	16,481
59	REYNOLDS AMERICAN INC		3/7/2012	7/13/2016	3,610			1,436	2,174			0	16,481
60	REYNOLDS AMERICAN INC		3/7/2012	10/12/2016	4,939			1,894	3,045			0	16,481
61	REYNOLDS AMERICAN INC		10/25/2012	10/21/2016	6,296			2,384	3,912			0	16,481
62	REYNOLDS AMERICAN INC		10/12/2016	10/21/2016	3,799			3,272	527			0	16,481
63	REYNOLDS AMERICAN INC		9/18/2013	6/28/2016	1,219			2,237	-1,018			0	16,481
64	RIO TINTO PLC - ADR		4/4/2014	17/7/2016	5,677			9,561	-3,884			0	16,481
65	ROYAL DUTCH SHELL PLC A		10/25/2012	7/1/2016	1,110			1,816	-706			0	16,481
66	ROYAL DUTCH SHELL PLC A		12/19/2014	6/28/2016	1,403			1,820	-417			0	16,481
67	ROYAL DUTCH SHELL PLC A		9/18/2013	6/28/2016	1,715			2,179	-464			0	16,481
68	ROYAL DUTCH SHELL PLC A		9/18/2013	10/7/2016	2,128			2,242	-114			0	16,481

Part IV (990-PF) - Capital Gains and Losses for Tax on Investment Income

[illegible]

Part VI, Line 6a (990-PF) - Estimated Tax Payments

	Date		Amount
1 Credit from prior year return		1	1,267
2 First quarter estimated tax payment		2	
3 Second quarter estimated tax payment		3	
4 Third quarter estimated tax payment		4	
5 Fourth quarter estimated tax payment	12/12/2016	5	294
6 Other payments		6	
7 Total		7	1,561

Supplemental Information:

Part VIII: Information About Officers, Directors, Trustees, Foundation Managers, Highly Paid Employees, and Contractors.

Wells Fargo Bank N.A
100 N Main Street Mac 4001-117
Winston-Salem, NC 27101-3818

The compensation reported in column (c) is calculated based on periodic market values and/or the applicable fee agreement. It is not determined solely on an hourly basis. Corporate Trustee services include, but are not limited to, administrative services such as fiduciary accounting, custody of assets, complying with tax filing requirements, complying with distribution provisions, and complying with federal and state laws applicable to private foundations, plus asset management services such as creating asset allocation strategies, investment reporting and reallocating and rebalancing of portfolios as necessary.