



See a Social Security Number? Say Something!
Report Privacy Problems to <https://public.resource.org/privacy>
Or call the IRS Identity Theft Hotline at 1-800-908-4490



Return of Private Foundation

Department of the Treasury
Internal Revenue Service

or Section 4947(a)(1) Trust Treated as Private Foundation
Do not enter social security numbers on this form as it may be made public.

2016

Information about Form 990-PF and its separate instructions is at www.irs.gov/form990pf.

Open to Public Inspection

For calendar year 2016 or tax year beginning , 2016, and ending , 20

Name of foundation
LUPE MURCHISON FOUNDATION

Number and street (or P O box number if mail is not delivered to street address) Room/suite
16250 KNOLL TRAIL DR., SUITE 110

City or town, state or province, country, and ZIP or foreign postal code
DALLAS, TX 75248

A Employer identification number
75-2953224

B Telephone number (see instructions)
(972) 248-2200

C If exemption application is pending, check here.

D 1. Foreign organizations, check here.
2. Foreign organizations meeting the 85% test, check here and attach computation.

E If private foundation status was terminated under section 507(b)(1)(A), check here.

F If the foundation is in a 60-month termination under section 507(b)(1)(B), check here.

G Check all that apply
 Initial return
 Final return
 Address change
 Initial return of a former public charity
 Amended return
 Name change

H Check type of organization
 Section 501(c)(3) exempt private foundation
 Section 4947(a)(1) nonexempt charitable trust
 Other taxable private foundation

I Fair market value of all assets at end of year (from Part II, col (c), line 16) **\$ 52,123,233.**

J Accounting method
 Cash
 Accrual
 Other (specify) _____
 (Part I, column (d) must be on cash basis)

Part I Analysis of Revenue and Expenses (The total of amounts in columns (b), (c), and (d) may not necessarily equal the amounts in column (a) (see instructions))		(a) Revenue and expenses per books	(b) Net investment income	(c) Adjusted net income	(d) Disbursements for charitable purposes (cash basis only)
1	Contributions, gifts, grants, etc., received (attach schedule)				
2	Check <input type="checkbox"/> if the foundation is not required to attach Sch B.				
3	Interest on savings and temporary cash investments.	8,540.	8,540.		ATCH 1
4	Dividends and interest from securities	911,179.	893,833.		ATCH 2
5a	Gross rents	221,909.	200,137.		
b	Net rental income or (loss)	105,645.			
6a	Net gain or (loss) from sale of assets not on line 10	-43,146.			
b	Gross sales price for all assets on line 6a	13,173,499.			
7	Capital gain net income (from Part IV, line 2)		15,204.		
8	Net short-term capital gain.				
9	Income modifications				
10a	Gross sales less returns and allowances	54,058.			ATCH 3
b	Less Cost of goods sold	54,342.			
c	Gross profit or (loss) (attach schedule)	-284.			
11	Other income (attach schedule) ATCH 4	148,157.	397,110.		
12	Total. Add lines 1 through 11	1,246,355.	1,514,824.		
13	Compensation of officers, directors, trustees, etc.	291,135.	109,176.		145,567.
14	Other employee salaries and wages				
15	Pension plans, employee benefits				
16a	Legal fees (attach schedule) ATCH 5	5,175.	2,588.		1,725.
b	Accounting fees (attach schedule) ATCH 6	78,996.	44,300.		19,933.
c	Other professional fees (attach schedule) [7]	83,071.	83,071.		
17	Interest ATCH 8	74,271.			
18	Taxes (attach schedule) (see instructions) [9]	124,983.	23,941.		
19	Depreciation (attach schedule) and depletion.	100,727.	7,903.		
20	Occupancy				
21	Travel, conferences, and meetings				
22	Printing and publications				
23	Other expenses (attach schedule) ATCH 10	377,065.	353,049.		87.
24	Total operating and administrative expenses. Add lines 13 through 23.	1,135,423.	624,028.		167,312.
25	Contributions, gifts, grants paid	2,175,084.			2,175,084.
26	Total expenses and disbursements. Add lines 24 and 25	3,310,507.	624,028.	0.	2,342,396.
27	Subtract line 26 from line 12				
a	Excess of revenue over expenses and disbursements	-2,064,152.			
b	Net investment income (if negative, enter -0-)		890,796.		
c	Adjusted net income (if negative, enter -0-)				

Part II Balance Sheets		Attached schedules and amounts in the description column should be for end-of-year amounts only (See instructions)		Beginning of year	End of year	
				(a) Book Value	(b) Book Value	(c) Fair Market Value
Assets	1	Cash - non-interest-bearing				
	2	Savings and temporary cash investments		3,561,873.	3,450,656.	3,450,656.
	3	Accounts receivable ▶				
		Less allowance for doubtful accounts ▶				
	4	Pledges receivable ▶				
		Less allowance for doubtful accounts ▶				
	5	Grants receivable				
	6	Receivables due from officers, directors, trustees, and other disqualified persons (attach schedule) (see instructions)				
	7	Other notes and loans receivable (attach schedule) ▶				
		Less allowance for doubtful accounts ▶				
	8	Inventories for sale or use				
	9	Prepaid expenses and deferred charges				
	10a	Investments - U S and state government obligations (attach schedule)				
	b	Investments - corporate stock (attach schedule) ATCH 11		422,402.	408,757.	408,757.
	c	Investments - corporate bonds (attach schedule)				
	11	Investments - land, buildings, and equipment basis ▶				
	Less accumulated depreciation (attach schedule) ▶					
12	Investments - mortgage loans					
13	Investments - other (attach schedule) ATCH 12		48,336,774.	48,263,820.	48,263,820.	
14	Land, buildings, and equipment basis ▶					
	Less accumulated depreciation (attach schedule) ▶					
15	Other assets (describe ▶ ATCH 13)					
16	Total assets (to be completed by all filers - see the instructions Also, see page 1, item I)		52,321,049.	52,123,233.	52,123,233.	
Liabilities	17	Accounts payable and accrued expenses				
	18	Grants payable				
	19	Deferred revenue				
	20	Loans from officers, directors, trustees, and other disqualified persons				
	21	Mortgages and other notes payable (attach schedule)				
	22	Other liabilities (describe ▶)				
23	Total liabilities (add lines 17 through 22)		0.	0.		
Net Assets or Fund Balances	Foundations that follow SFAS 117, check here ▶ <input type="checkbox"/> and complete lines 24 through 26 and lines 30 and 31.					
	24	Unrestricted				
	25	Temporarily restricted				
	26	Permanently restricted				
	Foundations that do not follow SFAS 117, check here and complete lines 27 through 31. ▶ <input checked="" type="checkbox"/>					
	27	Capital stock, trust principal, or current funds		48,005,401.	48,005,401.	
	28	Paid-in or capital surplus, or land, bldg, and equipment fund				
	29	Retained earnings, accumulated income, endowment, or other funds		4,315,648.	4,117,832.	
30	Total net assets or fund balances (see instructions)		52,321,049.	52,123,233.		
31	Total liabilities and net assets/fund balances (see instructions)		52,321,049.	52,123,233.		

Part III Analysis of Changes in Net Assets or Fund Balances		
1	Total net assets or fund balances at beginning of year - Part II, column (a), line 30 (must agree with end-of-year figure reported on prior year's return)	1 52,321,049.
2	Enter amount from Part I, line 27a	2 -2,064,152.
3	Other increases not included in line 2 (itemize) ▶ ATCH 14	3 1,866,336.
4	Add lines 1, 2, and 3	4 52,123,233.
5	Decreases not included in line 2 (itemize) ▶	5
6	Total net assets or fund balances at end of year (line 4 minus line 5) - Part II, column (b), line 30	6 52,123,233.

Part IV Capital Gains and Losses for Tax on Investment Income

(a) List and describe the kind(s) of property sold (e.g., real estate, 2-story brick warehouse, or common stock, 200 shs MLC Co)		(b) How acquired P - Purchase D - Donation	(c) Date acquired (mo., day, yr.)	(d) Date sold (mo., day, yr.)
1 a SEE PART IV SCHEDULE				
b				
c				
d				
e				
(e) Gross sales price	(f) Depreciation allowed (or allowable)	(g) Cost or other basis plus expense of sale	(h) Gain or (loss) (e) plus (f) minus (g)	
a				
b				
c				
d				
e				
Complete only for assets showing gain in column (h) and owned by the foundation on 12/31/69			(l) Gains (Col (h) gain minus col (k), but not less than -0-) or Losses (from col (h))	
(i) F M V as of 12/31/69	(j) Adjusted basis as of 12/31/69	(k) Excess of col (i) over col (j), if any		
a				
b				
c				
d				
e				
2 Capital gain net income or (net capital loss)	{ If gain, also enter in Part I, line 7 If (loss), enter -0- in Part I, line 7 }		2	15,204.
3 Net short-term capital gain or (loss) as defined in sections 1222(5) and (6) If gain, also enter in Part I, line 8, column (c) (see instructions) If (loss), enter -0- in Part I, line 8	{ If gain, also enter in Part I, line 8, column (c) (see instructions) If (loss), enter -0- in Part I, line 8 }		3	0.

Part V Qualification Under Section 4940(e) for Reduced Tax on Net Investment Income

(For optional use by domestic private foundations subject to the section 4940(a) tax on net investment income)

If section 4940(d)(2) applies, leave this part blank

Was the foundation liable for the section 4942 tax on the distributable amount of any year in the base period? Yes No
 If "Yes," the foundation does not qualify under section 4940(e) Do not complete this part

1 Enter the appropriate amount in each column for each year, see the instructions before making any entries

(a) Base period years Calendar year (or tax year beginning in)	(b) Adjusted qualifying distributions	(c) Net value of noncharitable-use assets	(d) Distribution ratio (col (b) divided by col (c))
2015	2,499,610.	52,897,234.	0.047254
2014	2,528,106.	52,443,822.	0.048206
2013	2,294,307.	47,008,606.	0.048806
2012	2,319,257.	45,985,778.	0.050434
2011	2,060,169.	46,497,676.	0.044307
2 Total of line 1, column (d)			2 0.239007
3 Average distribution ratio for the 5-year base period - divide the total on line 2 by 5, or by the number of years the foundation has been in existence if less than 5 years.			3 0.047801
4 Enter the net value of noncharitable-use assets for 2016 from Part X, line 5			4 51,132,378.
5 Multiply line 4 by line 3.			5 2,444,179.
6 Enter 1% of net investment income (1% of Part I, line 27b).			6 8,908.
7 Add lines 5 and 6.			7 2,453,087.
8 Enter qualifying distributions from Part XII, line 4. If line 8 is equal to or greater than line 7, check the box in Part VI, line 1b, and complete that part using a 1% tax rate See the Part VI instructions			8 2,342,396.

Part VI Excise Tax Based on Investment Income (Section 4940(a), 4940(b), 4940(e), or 4948—see instructions)

Table with 11 rows for excise tax calculations. Includes sub-rows 6a-6d for credits and payments. Total tax due is 22,275.

Part VII-A Statements Regarding Activities

Table with 10 rows of activity statements. Columns include question number, Yes, and No. Includes questions about political activities, tax on political expenditures, and substantial contributors.

Part VII-A Statements Regarding Activities (continued)

11 At any time during the year, did the foundation, directly or indirectly, own a controlled entity within the meaning of section 512(b)(13)? If "Yes," attach schedule (see instructions).
12 Did the foundation make a distribution to a donor advised fund over which the foundation or a disqualified person had advisory privileges? If "Yes," attach statement (see instructions)
13 Did the foundation comply with the public inspection requirements for its annual returns and exemption application? Website address N/A
14 The books are in care of J. V. SMITH PC C/O JERRY SMITH Telephone no 972/248-2200 Located at 16250 KNOLL TRAIL DR, SUITE 110 DALLAS, TX ZIP+4 75248
15 Section 4947(a)(1) nonexempt charitable trusts filing Form 990-PF in lieu of Form 1041 - Check here and enter the amount of tax-exempt interest received or accrued during the year 15
16 At any time during calendar year 2016, did the foundation have an interest in or a signature or other authority over a bank, securities, or other financial account in a foreign country? See the instructions for exceptions and filing requirements for FinCEN Form 114 If "Yes," enter the name of the foreign country

Part VII-B Statements Regarding Activities for Which Form 4720 May Be Required

File Form 4720 if any item is checked in the "Yes" column, unless an exception applies.

1a During the year did the foundation (either directly or indirectly)
(1) Engage in the sale or exchange, or leasing of property with a disqualified person?
(2) Borrow money from, lend money to, or otherwise extend credit to (or accept it from) a disqualified person?
(3) Furnish goods, services, or facilities to (or accept them from) a disqualified person?
(4) Pay compensation to, or pay or reimburse the expenses of, a disqualified person?
(5) Transfer any income or assets to a disqualified person (or make any of either available for the benefit or use of a disqualified person)?
(6) Agree to pay money or property to a government official? (Exception. Check "No" if the foundation agreed to make a grant to or to employ the official for a period after termination of government service, if terminating within 90 days)
b If any answer is "Yes" to 1a(1)-(6), did any of the acts fail to qualify under the exceptions described in Regulations section 53.4941(d)-3 or in a current notice regarding disaster assistance (see instructions)? Organizations relying on a current notice regarding disaster assistance check here
c Did the foundation engage in a prior year in any of the acts described in 1a, other than excepted acts, that were not corrected before the first day of the tax year beginning in 2016?
2 Taxes on failure to distribute income (section 4942) (does not apply for years the foundation was a private operating foundation defined in section 4942(j)(3) or 4942(j)(5))
a At the end of tax year 2016, did the foundation have any undistributed income (lines 6d and 6e, Part XIII) for tax year(s) beginning before 2016? If "Yes," list the years
b Are there any years listed in 2a for which the foundation is not applying the provisions of section 4942(a)(2) (relating to incorrect valuation of assets) to the year's undistributed income? (If applying section 4942(a)(2) to all years listed, answer "No" and attach statement - see instructions)
c If the provisions of section 4942(a)(2) are being applied to any of the years listed in 2a, list the years here
3a Did the foundation hold more than a 2% direct or indirect interest in any business enterprise at any time during the year?
b If "Yes," did it have excess business holdings in 2016 as a result of (1) any purchase by the foundation or disqualified persons after May 26, 1969, (2) the lapse of the 5-year period (or longer period approved by the Commissioner under section 4943(c)(7)) to dispose of holdings acquired by gift or bequest, or (3) the lapse of the 10-, 15-, or 20-year first phase holding period? (Use Schedule C, Form 4720, to determine if the foundation had excess business holdings in 2016)
4a Did the foundation invest during the year any amount in a manner that would jeopardize its charitable purposes?
b Did the foundation make any investment in a prior year (but after December 31, 1969) that could jeopardize its charitable purpose that had not been removed from jeopardy before the first day of the tax year beginning in 2016?

Part VII-B Statements Regarding Activities for Which Form 4720 May Be Required (continued)

5a During the year did the foundation pay or incur any amount to

(1) Carry on propoganda, or otherwise attempt to influence legislation (section 4945(e))? Yes No

(2) Influence the outcome of any specific public election (see section 4955), or to carry on, directly or indirectly, any voter registration drive? Yes No

(3) Provide a grant to an individual for travel, study, or other similar purposes? Yes No

(4) Provide a grant to an organization other than a charitable, etc., organization described in section 4945(d)(4)(A)? (see instructions). Yes No

(5) Provide for any purpose other than religious, charitable, scientific, literary, or educational purposes, or for the prevention of cruelty to children or animals? Yes No

b If any answer is "Yes" to 5a(1)-(5), did any of the transactions fail to qualify under the exceptions described in Regulations section 53 4945 or in a current notice regarding disaster assistance (see instructions)? **5b**

Organizations relying on a current notice regarding disaster assistance check here

c If the answer is "Yes" to question 5a(4), does the foundation claim exemption from the tax because it maintained expenditure responsibility for the grant? Yes No

If "Yes," attach the statement required by Regulations section 53 4945-5(d)

6a Did the foundation, during the year, receive any funds, directly or indirectly, to pay premiums on a personal benefit contract? Yes No

b Did the foundation, during the year, pay premiums, directly or indirectly, on a personal benefit contract? **6b** X

If "Yes" to 6b, file Form 8870

7a At any time during the tax year, was the foundation a party to a prohibited tax shelter transaction? Yes No

b If "Yes," did the foundation receive any proceeds or have any net income attributable to the transaction? **7b** X

Part VIII Information About Officers, Directors, Trustees, Foundation Managers, Highly Paid Employees, and Contractors

1 List all officers, directors, trustees, foundation managers and their compensation (see instructions).

(a) Name and address	(b) Title, and average hours per week devoted to position	(c) Compensation (if not paid, enter -0-)	(d) Contributions to employee benefit plans and deferred compensation	(e) Expense account, other allowances
ATCH 15		291,135.	0.	0.

2 Compensation of five highest-paid employees (other than those included on line 1 - see instructions). If none, enter "NONE."

(a) Name and address of each employee paid more than \$50,000	(b) Title, and average hours per week devoted to position	(c) Compensation	(d) Contributions to employee benefit plans and deferred compensation	(e) Expense account, other allowances
NONE				

Total number of other employees paid over \$50,000.

Part VIII Information About Officers, Directors, Trustees, Foundation Managers, Highly Paid Employees, and Contractors (continued)

3 Five highest-paid independent contractors for professional services (see instructions). If none, enter "NONE."

(a) Name and address of each person paid more than \$50,000	(b) Type of service	(c) Compensation
ATCH 16		78,996.
Total number of others receiving over \$50,000 for professional services		

Part IX-A Summary of Direct Charitable Activities

List the foundation's four largest direct charitable activities during the tax year. Include relevant statistical information such as the number of organizations and other beneficiaries served, conferences convened, research papers produced, etc.	Expenses
1 N/A	
2	
3	
4	

Part IX-B Summary of Program-Related Investments (see instructions)

Describe the two largest program-related investments made by the foundation during the tax year on lines 1 and 2	Amount
1 NONE	
2	
All other program-related investments See instructions	
3 NONE	
Total. Add lines 1 through 3	

Part X Minimum Investment Return (All domestic foundations must complete this part. Foreign foundations, see instructions)

1	Fair market value of assets not used (or held for use) directly in carrying out charitable, etc., purposes		
a	Average monthly fair market value of securities	1a	19,796,822.
b	Average of monthly cash balances	1b	3,326,085.
c	Fair market value of all other assets (see instructions)	1c	28,788,137.
d	Total (add lines 1a, b, and c)	1d	51,911,044.
e	Reduction claimed for blockage or other factors reported on lines 1a and 1c (attach detailed explanation)	1e	
2	Acquisition indebtedness applicable to line 1 assets	2	
3	Subtract line 2 from line 1d	3	51,911,044.
4	Cash deemed held for charitable activities Enter 1 1/2 % of line 3 (for greater amount, see instructions)	4	778,666.
5	Net value of noncharitable-use assets. Subtract line 4 from line 3 Enter here and on Part V, line 4	5	51,132,378.
6	Minimum investment return. Enter 5% of line 5	6	2,556,619.

Part XI Distributable Amount (see instructions) (Section 4942(j)(3) and (j)(5) private operating foundations and certain foreign organizations check here and do not complete this part)

1	Minimum investment return from Part X, line 6	1	2,556,619.
2a	Tax on investment income for 2016 from Part VI, line 5	2a	17,816.
b	Income tax for 2016 (This does not include the tax from Part VI)	2b	
c	Add lines 2a and 2b	2c	17,816.
3	Distributable amount before adjustments Subtract line 2c from line 1	3	2,538,803.
4	Recoveries of amounts treated as qualifying distributions	4	
5	Add lines 3 and 4	5	2,538,803.
6	Deduction from distributable amount (see instructions)	6	
7	Distributable amount as adjusted Subtract line 6 from line 5 Enter here and on Part XIII, line 1	7	2,538,803.

Part XII Qualifying Distributions (see instructions)

1	Amounts paid (including administrative expenses) to accomplish charitable, etc., purposes		
a	Expenses, contributions, gifts, etc - total from Part I, column (d), line 26	1a	2,342,396.
b	Program-related investments - total from Part IX-B	1b	
2	Amounts paid to acquire assets used (or held for use) directly in carrying out charitable, etc., purposes	2	
3	Amounts set aside for specific charitable projects that satisfy the		
a	Suitability test (prior IRS approval required)	3a	
b	Cash distribution test (attach the required schedule)	3b	
4	Qualifying distributions. Add lines 1a through 3b Enter here and on Part V, line 8, and Part XIII, line 4	4	2,342,396.
5	Foundations that qualify under section 4940(e) for the reduced rate of tax on net investment income Enter 1% of Part I, line 27b (see instructions)	5	0.
6	Adjusted qualifying distributions. Subtract line 5 from line 4	6	2,342,396.

Note: The amount on line 6 will be used in Part V, column (b), in subsequent years when calculating whether the foundation qualifies for the section 4940(e) reduction of tax in those years

Part XIII Undistributed Income (see instructions)

	(a) Corpus	(b) Years prior to 2015	(c) 2015	(d) 2016
1 Distributable amount for 2016 from Part XI, line 7				2,538,803.
2 Undistributed income, if any, as of the end of 2016				
a Enter amount for 2015 only			2,264,407.	
b Total for prior years 20 14 , 20 13 , 20 12				
3 Excess distributions carryover, if any, to 2016				
a From 2011				
b From 2012				
c From 2013				
d From 2014				
e From 2015				
f Total of lines 3a through e	0.			
4 Qualifying distributions for 2016 from Part XII, line 4 ▶ \$ 2,342,396.				
a Applied to 2015, but not more than line 2a			2,264,407.	
b Applied to undistributed income of prior years (Election required - see instructions)				
c Treated as distributions out of corpus (Election required - see instructions)				
d Applied to 2016 distributable amount				77,989.
e Remaining amount distributed out of corpus				
5 Excess distributions carryover applied to 2016 . (If an amount appears in column (d), the same amount must be shown in column (a))				
6 Enter the net total of each column as indicated below:				
a Corpus Add lines 3f, 4c, and 4e Subtract line 5				
b Prior years' undistributed income Subtract line 4b from line 2b				
c Enter the amount of prior years' undistributed income for which a notice of deficiency has been issued, or on which the section 4942(a) tax has been previously assessed				
d Subtract line 6c from line 6b Taxable amount - see instructions				
e Undistributed income for 2015 Subtract line 4a from line 2a Taxable amount - see instructions				
f Undistributed income for 2016 Subtract lines 4d and 5 from line 1 This amount must be distributed in 2017				2,460,814.
7 Amounts treated as distributions out of corpus to satisfy requirements imposed by section 170(b)(1)(F) or 4942(g)(3) (Election may be required - see instructions)				
8 Excess distributions carryover from 2011 not applied on line 5 or line 7 (see instructions)				
9 Excess distributions carryover to 2017. Subtract lines 7 and 8 from line 6a	0.			
10 Analysis of line 9				
a Excess from 2012				
b Excess from 2013				
c Excess from 2014				
d Excess from 2015				
e Excess from 2016				

Part XIV Private Operating Foundations (see instructions and Part VII-A, question 9)

NOT APPLICABLE

1a If the foundation has received a ruling or determination letter that it is a private operating foundation, and the ruling is effective for 2016, enter the date of the ruling

b Check box to indicate whether the foundation is a private operating foundation described in section 4942(j)(3) or 4942(j)(5)

Table with 5 columns: (a) 2016, (b) 2015, (c) 2014, (d) 2013, (e) Total. Rows include 2a (Adjusted net income), 2b (85% of line 2a), 2c (Qualifying distributions from Part XII), 2d (Amounts included in line 2c), 2e (Qualifying distributions made directly for active conduct), 3 (Alternative tests: Assets, Endowment, Support).

Part XV Supplementary Information (Complete this part only if the foundation had \$5,000 or more in assets at any time during the year - see instructions.)

1 Information Regarding Foundation Managers:

a List any managers of the foundation who have contributed more than 2% of the total contributions received by the foundation before the close of any tax year (but only if they have contributed more than \$5,000) (See section 507(d)(2))

NONE

b List any managers of the foundation who own 10% or more of the stock of a corporation (or an equally large portion of the ownership of a partnership or other entity) of which the foundation has a 10% or greater interest

NONE

2 Information Regarding Contribution, Grant, Gift, Loan, Scholarship, etc., Programs:

Check here [] if the foundation only makes contributions to preselected charitable organizations and does not accept unsolicited requests for funds. If the foundation makes gifts, grants, etc (see instructions) to individuals or organizations under other conditions, complete items 2a, b, c, and d

a The name, address, and telephone number or e-mail address of the person to whom applications should be addressed

ATCH 17

b The form in which applications should be submitted and information and materials they should include

ATCH 18

c Any submission deadlines

NONE

d Any restrictions or limitations on awards, such as by geographical areas, charitable fields, kinds of institutions, or other factors

ATCH 19

Part XV Supplementary Information *(continued)*

3 Grants and Contributions Paid During the Year or Approved for Future Payment

Recipient Name and address (home or business)	If recipient is an individual, show any relationship to any foundation manager or substantial contributor	Foundation status of recipient	Purpose of grant or contribution	Amount
<p>a <i>Paid during the year</i></p> <p>ATCH 20</p>				
Total ▶ 3a				2,175,084.
<p>b <i>Approved for future payment</i></p>				
Total ▶ 3b				

**FORM 990-PF - PART IV
CAPITAL GAINS AND LOSSES FOR TAX ON INVESTMENT INCOME**

Kind of Property		Description				P or D	Date acquired	Date sold
Gross sale price less expenses of sale	Depreciation allowed/allowable	Cost or other basis	FMV as of 12/31/69	Adj basis as of 12/31/69	Excess of FMV over adj basis		Gain or (loss)	
		TOTAL SHORT-TERM COMMON TRUST FUND AND PARTNERSHIP, S CORPORATION, AND OTHER ESTATES OR TRUST GAIN OR LOSS					-129,329.	
		TOTAL LONG-TERM COMMON TRUST FUND AND PARTNERSHIP, S CORPORATION, AND OTHER ESTATES OR TRUST GAIN OR LOSS					857,770.	
81,121.		GUGGENHEIM MACRO OPPTY A 79,228.					01/01/2016 1,893.	09/08/2016
31,394.		LEGG MASON BW ABSOLUTE 29,780.					01/01/2016 1,614.	11/07/2016
207,628.		WISDOMTREE EUROPE HEDGEDEQTY 205,740.					06/27/2016 1,888.	08/26/2016
731,505.		WISDOMTREE JAPAN HEDGE 1,043,226.					05/22/2015 -311,721.	05/05/2016
1,393,155.		GUGGENHEIM MACRO OPPTY A 1,393,155.					01/01/2015	09/08/2016
953,385.		LEGG MASON BW ABSOLUTE RETURN 1,057,347.					01/01/2015 -103,962.	11/07/2016
1,000,000.		VANGUARD GROWTH INDEX FD 532,045.					01/04/2007 467,955.	11/07/2016
1,000,000.		VANGUARD 500 INDEX FD 654,827.					01/01/2015 345,173.	08/26/2016
2,065,015.		WISDOMTREE EUROPE HEDGEDEQTY 2,561,314.					05/22/2015 -496,299.	08/26/2016
432,947.		FIRST DALLAS SEC ST (SEE STMT) 349,590.					01/01/2016 83,357.	12/31/2016
519,577.		EUCLID ST (SEE STMT) 599,082.					01/01/2016 -79,505.	12/31/2016
192,691.		EUCLID LT (SEE STMT) 239,362.					01/01/2015 -46,671.	12/31/2016

**FORM 990-PF - PART IV
CAPITAL GAINS AND LOSSES FOR TAX ON INVESTMENT INCOME**

Kind of Property		Description				P or D	Date acquired	Date sold
Gross sale price less expenses of sale	Depreciation allowed/ allowable	Cost or other basis	FMV as of 12/31/69	Adj basis as of 12/31/69	Excess of FMV over adj basis		Gain or (loss)	
114,665.		WCM ST (SEE STMT) 160,587.					01/01/2016 -45,922.	12/31/2016
729,377.		WCM LT (SEE STMT) 655,178.					01/01/2015 74,199.	12/31/2016
90,965.		SHAFER CULLEN ST (SEE STMT) 108,713.					01/01/2016 -17,748.	12/31/2016
379,829.		SHAFER CULLEN LT (SEE STMT) 496,764.					01/01/2015 -116,935.	12/31/2016
993,415.		CANDLEWOOD STRUCTURED CREDIT F 1,069,118.					08/29/2012 -75,703.	08/31/2016
300,000.		SEER CAPITAL FUND 250,434.					08/29/2012 49,566.	09/30/2016
521,082.		BLACKGOLD OPPTY FUND 1,000,000.					09/17/2014 -478,918.	03/31/2016
707,307.		FIRST DALLAS SEC LT (SEE STMT) 672,805.					01/01/2015 34,502.	12/31/2016
TOTAL GAIN (LOSS)							<u>15,204.</u>	

ATTACHMENT 1

FORM 990PF, PART I - INTEREST ON TEMPORARY CASH INVESTMENTS

<u>DESCRIPTION</u>	<u>REVENUE AND EXPENSES PER BOOKS</u>	<u>NET INVESTMENT INCOME</u>
GRAND BANK CHG	46.	46.
GRAND BANK MMA	8,450.	8,450.
EUCLID	8.	8.
SHAFER CULLEN INTEREST	6.	6.
FIRST DALLAS SECURITIES	3.	3.
WCM SECURITIES	16.	16.
UBS BROKERAGE	11.	11.
TOTAL	<u>8,540.</u>	<u>8,540.</u>

ATTACHMENT 2

FORM 990PF, PART I - DIVIDENDS AND INTEREST FROM SECURITIES

<u>DESCRIPTION</u>	<u>REVENUE AND EXPENSES PER BOOKS</u>	<u>NET INVESTMENT INCOME</u>
ORD DIVIDENDS CHARLES SCHWAB *-5592	162,176.	162,176.
QUAL DIVIDENDS CHARLES SCHWAB *-5592	150,962.	150,962.
FIRST DALLAS SECURITIES	28,129.	28,129.
UBS WCM ACCOUNT	53,482.	53,482.
UBS SHAFER ACCOUNT	55,585.	55,585.
UBS EUCLID ACCOUNT	15,612.	15,612.
UBS-CYN ACCOUNT	18,536.	18,536.
LAZARD DIVIDEND	5,314.	5,314.
SANDPOINTE INTEREST	1,391.	1,254.
SILVERCREEK INTEREST	1,770.	1,770.
SALIENT ENCAP CAPITAL FUND X INTEREST	8.	8.
AWH OPPORTUNITY FUND INTEREST	62.	61.
AWH OPPORTUNITY FUND DIVIDENDS	6,034.	5,940.
JDM MINERALS, LTD INTEREST		
LA PLATA LGM INTEREST	215.	215.
LGM STARR COUNTY INTEREST		
ENCAP ENERGY INFRASTRUCTURE INTEREST	14,351.	14,351.
TETON INFRASTRUCTURE FUND III INTEREST	25.	25.
TETON INFRASTRUCTURE FUND III DIVIDENDS	225.	225.
ATLANTIC TRUST FUND MLP INTEREST	32,265.	19,655.
ATLANTIC TRUST FUND MLP DIVIDENDS	8,628.	5,256.
MONTAUK TRIGARD VII LP FUND INTEREST	221.	186.
MONTAUK TRIGARD VII LP FUND DIVIDENDS	615.	517.
BURGUNDY SMALLER COMPANIES INTEREST	245.	245.
BURGUNDY SMALLER COMPANIES DIVIDENDS	29,243.	29,243.
BURGUNDY EMERGING MARKETS INTEREST	282.	282.
BURGUNDY EMERGING MARKETS DIVIDENDS	27,120.	27,120.
MONTAUK TRIGUARD IV LP INTEREST	4,262.	3,921.
MONTAUK TRIGUARD IV LP DIVIDENDS	7,458.	6,861.
LKCM INTEREST	1.	1.
LKCM DIVIDENDS	89,023.	89,023.
ESPUELA II INTEREST	38.	38.

ATTACHMENT 2 (CONT'D)

FORM 990PF, PART I - DIVIDENDS AND INTEREST FROM SECURITIES

<u>DESCRIPTION</u>	<u>REVENUE AND EXPENSES PER BOOKS</u>	<u>NET INVESTMENT INCOME</u>
ESPUELA II DIVIDENDS	17.	17.
ESPUELA III DIVIDENDS	3.	2.
COMMERCE STREET CARLYLE FUND INTEREST	960.	937.
COMMERCE STREET CARLYLE FUND DIVIDENDS	1,528.	1,491.
SENIOR LOAN FUND DIVIDENDS	77,956.	77,956.
GOLDMAN SACHS DISTRESSED OPPORTUNITY DIV DIVIDENDS - CS BROKERAGE	117,427. 10.	117,427. 10.
TOTAL	<u>911,179.</u>	<u>893,833.</u>

ATTACHMENT 3

FORM 990-PF, PART I - GROSS SALES LESS RETURNS AND ALLOWANCES

<u>DESCRIPTION</u>	<u>AMOUNT</u>
LGM RESOURCES	54,058.
TOTAL	<u>54,058.</u>

ATTACHMENT 4

FORM 990PF, PART I - OTHER INCOME

DESCRIPTION	REVENUE AND EXPENSES PER BOOKS	NET INVESTMENT INCOME
INCOME FROM PARTNERSHIPS:		
OTHER INCOME:		
AWH OPPORTUNITY FUND I	-20.	-20.
JDM MINERALS	4,521.	
LA PLATA LGM CORP	21,124.	
LGM STARR COUNTY	-1,541.	
GRAND ISLE	-312.	
TETON INFRASTRUCTURE FUND	-14,262.	
ATLANTIC TRUST MLP	-52,282.	63.
MONTAUK TRIGUARD VII FUND	-24,329.	302.
BURGUNDY SMALL CAP	1,999.	1,999.
BURGUNDY EMERGING MARKETS	7,372.	7,372.
MONTAUK TRIGUARD FUND IV	2,105.	19,157.
LKCM	3,297.	43.
ESPUELA GAS PARTNERS II	151,510.	
ESPUELA GAS PARTNERS III	-5,492.	
COMMERCE STREET CARLYLE FUND	4,098.	92.
ENCAP CAPITAL FUND X	-8,408.	
VENDERRA RESOURCES	-9,404.	
ROYALTIES:		
JDM MINERALS	290,809.	290,809.
LA PLATA COUNTY LGM CORP	12,564.	12,564.
LGM RESOURCES LLC	53,165.	53,165.
ESPUELA III	15,408.	10,499.
AT MLP FUND	135.	82.
MONTAUK TRIGUARD FUND IV	878.	878.
ENCAP CAPITAL FUND X	105.	105.
1231 INCOME FROM PARTNERSHIPS:		
ATLANTIC TRUST FUND MLP	-1,156.	
MONTAUK TRIGUARD FUND IV	3,392.	
ESPUELA GAS PARTNERS II	-309,711.	
ESPUELA GAS PARTNERS III	409.	

ATTACHMENT 4 (CONT'D)

FORM 990PF, PART I - OTHER INCOME

<u>DESCRIPTION</u>	<u>REVENUE AND EXPENSES PER BOOKS</u>	<u>NET INVESTMENT INCOME</u>
LKCM	-3.	
TETON INFRASTRUCTURE III	-783.	
MONTAUK TRIGUARD FUND VII	2,969.	
TOTALS	<u>148,157.</u>	<u>397,110.</u>

ATTACHMENT 5

FORM 990PF, PART I - LEGAL FEES

<u>DESCRIPTION</u>	<u>REVENUE AND EXPENSES PER BOOKS</u>	<u>NET INVESTMENT INCOME</u>	<u>ADJUSTED NET INCOME</u>	<u>CHARITABLE PURPOSES</u>
LEGAL FEES	5,175.	2,588.		1,725.
TOTALS	<u>5,175.</u>	<u>2,588.</u>		<u>1,725.</u>

ATTACHMENT 6

FORM 990PF, PART I - ACCOUNTING FEES

<u>DESCRIPTION</u>	<u>REVENUE AND EXPENSES PER BOOKS</u>	<u>NET INVESTMENT INCOME</u>	<u>ADJUSTED NET INCOME</u>	<u>CHARITABLE PURPOSES</u>
ACCOUNTING	78,996.	44,300.		19,933.
TOTALS	<u>78,996.</u>	<u>44,300.</u>		<u>19,933.</u>

ATTACHMENT 7

FORM 990PF, PART I - OTHER PROFESSIONAL FEES

<u>DESCRIPTION</u>	<u>REVENUE AND EXPENSES PER BOOKS</u>	<u>NET INVESTMENT INCOME</u>
ADVISORY AND DUE DILIGENCE - 0	83,071.	83,071.
TOTALS	<u>83,071.</u>	<u>83,071.</u>

ATTACHMENT 8

FORM 990PF, PART I - INTEREST EXPENSE

<u>DESCRIPTION</u>	<u>REVENUE AND EXPENSES PER BOOKS</u>
INTEREST	74,271.
TOTALS	<u>74,271.</u>

ATTACHMENT 9

FORM 990PF, PART I - TAXES

<u>DESCRIPTION</u>	<u>REVENUE AND EXPENSES PER BOOKS</u>	<u>NET INVESTMENT INCOME</u>
FEDERAL TAX PAYMENTS	100,000.	
FOREIGN TAXES PAID	24,965.	23,923.
PROPERTY TAXES PAID	18.	18.
TOTALS	<u>124,983.</u>	<u>23,941.</u>

ATTACHMENT 10

FORM 990PF, PART I - OTHER EXPENSES

DESCRIPTION	REVENUE AND EXPENSES PER BOOKS	NET INVESTMENT INCOME	CHARITABLE PURPOSES
PROPERTY & LIABILITY INSURANCE	22,503.	22,503.	
RENT EXPENSE	105,645.	95,274.	
BANK FEES	260.	130.	
ROYALTY EXPENSES	58,036.	57,729.	
OTHER PORTFOLIO EXPENSES	188,029.	176,663.	
NON-DEDUCTIBLE EXPENSES	1,092.		
SUBSCRIPTIONS	1,500.	750.	87.
TOTALS	<u>377,065.</u>	<u>353,049.</u>	<u>87.</u>

ATTACHMENT 11

FORM 990PF, PART II - CORPORATE STOCK

<u>DESCRIPTION</u>	<u>BEGINNING BOOK VALUE</u>	<u>ENDING BOOK VALUE</u>	<u>ENDING FMV</u>
GULF COAST WATER CO. 351 SH	422,402.	408,757.	408,757.
TOTALS	<u>422,402.</u>	<u>408,757.</u>	<u>408,757.</u>

FORM 990PF, PART II - OTHER INVESTMENTS

ATTACHMENT 12

<u>DESCRIPTION</u>	<u>BEGINNING BOOK VALUE</u>	<u>ENDING BOOK VALUE</u>	<u>ENDING FMV</u>
EQUITY FUNDS:			
GUGGENHEIM FLOATING RATE	1,807,208.	510,167.	510,167.
MORGAN STANLEY INTERNATIONAL	3,767,524.	1,771,112.	1,771,112.
VANGUARD GROWTH INDEX	2,146,136.	2,975,541.	2,975,541.
VANGUARD 500 INDEX	197,297.	1,362,275.	1,362,275.
BARCLAYS BANK ETN	3,224,680.	580,638.	580,638.
WCM SECURITIES	1,063,152.	3,072,625.	3,072,625.
SHAFER CULLEN EQUITIES	1,211,550.	1,123,801.	1,123,801.
HODGES CAPITAL SECURITIES	2,229,630.	1,717,368.	1,717,368.
CALLABLE YIELD NOTES	883,034.	500,300.	500,300.
WISDOMTREE EUROPE HEDGED	880,335.		
WISDOMTREE JAPAN HEDGED		858,215.	858,215.
EUCLID SECURITIES			
BOND FUNDS:			
BRANDYWINE ABSOLUTE RETURN	930,831.		
DOUBLELINE TOTAL RETURN FUND	1,346,422.	1,375,621.	1,375,621.
GUGGENHEIM MACRO OPPORTUNITY	1,376,943.	1,517,927.	1,517,927.
DOMESTIC PARTNERSHIPS:			
WARD TRUST	500.	500.	500.
LKCM PARTNERSHIP	4,839,297.	5,397,245.	5,397,245.
SANDPOINTE FUND	930,982.	1,043,780.	1,043,780.
JDM MINERALS LTD	4,001,360.	3,298,565.	3,298,565.
LA PLATA COUNTY LGM CORP	408,086.	327,347.	327,347.
LGM RESOURCES MINERALS	534,474.	427,531.	427,531.
LGM RESOURCES STARR COUNTY LP	15,179.	500.	500.
GRAND ISLE-LGM RESOURCES STARR	110.	285.	285.
TETON MIDSTREAM FUND III	25,219.	178,369.	178,369.
ATLANTIC TRUST MLP FUND, LLC	1,107,650.	1,467,648.	1,467,648.
ENCAP ENERGY INFRASTRUCTURE FE	145,592.	142,032.	142,032.
225 CANYON ROAD LIMITED	1,997,495.	1,861,219.	1,861,219.
LONE STAR RACE PARK	2,000.	2,000.	2,000.
SILVERCREEK LOW VOLUME STRATEG	803,274.	591,812.	591,812.
COMMERCE STREET CARLYLE FUND	374,531.	554,054.	554,054.

ATTACHMENT 12 (CONT'D)

FORM 990PF, PART II - OTHER INVESTMENTS

<u>DESCRIPTION</u>	<u>BEGINNING BOOK VALUE</u>	<u>ENDING BOOK VALUE</u>	<u>ENDING FMV</u>
BURGUNDY SMALL CAP FUND	1,352,945.	1,609,580.	1,609,580.
WOODBINE REAL ESTATE		2,000,000.	2,000,000.
ESPUELA GAS PARTNERS II LP		30,929.	30,929.
MONTAUK TRIGUARD FUND IV, LP	1,027,144.	716,531.	716,531.
MONTAUK TRIGUARD FUND VII, LP		165,378.	165,378.
ESPUELA GAS PARTNERS III LP	317,088.	536,340.	536,340.
BURGUNDY EMERGING MARKETS	883,196.	1,421,840.	1,421,840.
AWH OPPORTUNITY FUND	2,114,835.	2,404,177.	2,404,177.
ENCAP CAPITAL FUND X, LP	17,722.	96,247.	96,247.
VENDERRA RESOURCES		120,987.	120,987.
OFFSHORE INVESTMENTS:			
CS SENIOR LOAN FUND	1,628,368.	1,792,563.	1,792,563.
G.S. DISTRESSED FUND, LP	617,349.	514,519.	514,519.
LOCUSTWOOD FUND	1,148,749.	1,195,087.	1,195,087.
CANDLEWOOD FUND	1,141,673.	1,017,181.	1,017,181.
SEER CAPITAL	1,272,060.	928,856.	928,856.
BALYASNY ATLAS ENHANCED FUND		1,029,074.	1,029,074.
BLACKGOLD FUND	565,154.	26,054.	26,054.
TOTALS	<u>48,336,774.</u>	<u>48,263,820.</u>	<u>48,263,820.</u>

ATTACHMENT 13

FORM 990PF, PART II - OTHER ASSETS
DESCRIPTION

ART

TOTALS

ATTACHMENT 14

FORM 990PF, PART III - OTHER INCREASES IN NET WORTH OR FUND BALANCES

<u>DESCRIPTION</u>	<u>AMOUNT</u>
BOOK/TAX DIFF GAIN RECOG/UNREALIZED APPR	1,866,336.
TOTAL	<u>1,866,336.</u>

FORM 990PF, PART VIII - LIST OF OFFICERS, DIRECTORS, AND TRUSTEES

ATTACHMENT 15

<u>NAME AND ADDRESS</u>	<u>TITLE AND AVERAGE HOURS PER WEEK DEVOTED TO POSITION</u>	<u>COMPENSATION</u>	<u>CONTRIBUTIONS TO EMPLOYEE BENEFIT PLANS</u>	<u>EXPENSE ACCT AND OTHER ALLOWANCES</u>
JERRY V. SMITH 16250 KNOLL TRAIL DRIVE, STE 110 DALLAS, TX 75248 COMPENSATION RELATED TO TRUSTEE WORK: \$246,910	TRUSTEE, ACCOUNTANT, RECORDS	246,910.		
ROBERT MCCULLOCH 16250 KNOLL TRAIL DRIVE SUITE 110 DALLAS, TX 75248 COMPENSATION RELATED TO TRUSTEE WORK: \$30,380	TRUSTEE	30,380.		
D. MICHAEL REDDEN 5720 GLENEAGLES DRIVE PLANO, TX 75093 COMPENSATION RELATED TO TRUSTEE WORK: \$13,563 TRAVEL EXPENSE: \$282	TRUSTEE	13,845.		
GRAND TOTALS		291,135.	0.	0.

990PF, PART VIII- COMPENSATION OF THE FIVE HIGHEST PAID PROFESSIONALS

ATTACHMENT 16

<u>NAME AND ADDRESS</u>	<u>TYPE OF SERVICE</u>	<u>COMPENSATION</u>
J.V. SMITH, PROFESSIONAL CORPORATION 16250 KNOLL TRAIL DRIVE, SUITE 110 DALLAS, TX 75248		78,996.
<p>JERRY V. SMITH IS THE 100% OWNER OF J.V. SMITH, PROFESSIONAL CORPORATION. THIS COMPANY PROVIDED SERVICES TO THE FOUNDATION IN PURSUIT OF ITS EXEMPT PURPOSE RELATED TO BOOKKEEPING AND TAX PREPARATION. THESE FUNCTIONS WERE BILLED OUT AT THE SAME RATE AS THE SERVICES THE COMPANY PROVIDED TO OTHER CLIENTS. THE MAJORITY OF THESE FEES WENT TO PAY JVSPC EMPLOYEES AND CONTRACTORS. FEES (OTHER THAN TRUSTEE FEES) PAID TO JVSPC:</p>		
ACCOUNTING AND TAX PREP FEES	78,996	

TOTAL FEES PAID TO JVSPC:	\$ 78,996	
TOTAL COMPENSATION		<u>78,996.</u>

ATTACHMENT 17

FORM 990PF, PART XV - NAME, ADDRESS AND PHONE FOR APPLICATIONS

JERRY V. SMITH, TRUSTEE
16250 KNOLL TRAIL DRIVE, STE 110
DALLAS, TX 75248
972/248-2200

ATTACHMENT 18

990PF, PART XV - FORM AND CONTENTS OF SUBMITTED APPLICATIONS

APPLICATION SHOULD BE SUBMITTED IN WRITING AND INCLUDE INTERNAL REVENUE CODE ORGANIZATION STATUS.

ATTACHMENT 19990PF, PART XV - RESTRICTIONS OR LIMITATIONS ON AWARDS

MUST BE AN IRC QUALIFIED CHARITABLE ORGANIZATION-THE FOUNDATION CONTRIBUTES TO IRC CHARITABLE ORGANIZATIONS, FOCUSING PRIMARILY ON (I) QUALIFIED CHARITABLE ORGANIZATION THAT ADMINISTER THE FUNDING OF PROGRAMS THAT PROVIDE EDUCATIONAL AND MEDICAL BENEFITS TO CHILDREN, (II) QUALIFIED CHARITABLE ORGANIZATIONS THAT ADMINISTER THE FUNDING OF STUDENT SCHOLARSHIPS, AND (III) GRANTS TO THE SOUTHWESTERN MEDICAL FOUNDATION.

FORM 990PF, PART XV - GRANTS AND CONTRIBUTIONS PAID DURING THE YEAR

ATTACHMENT 20

RECIPIENT NAME AND ADDRESS	RELATIONSHIP TO SUBSTANTIAL CONTRIBUTOR AND FOUNDATION STATUS OF RECIPIENT	PURPOSE OF GRANT OR CONTRIBUTION	AMOUNT
TEXAS TECH EQUESTRIAN CENTER BOX 42123 LUBBOCK, TX 79409	PC	DESIGNATED TO THE TEXAS TECH THERAPEUTIC RIDING PROGRAM	25,000
THE MEN OF NEHEMIAH 2010 AL LIPSCOMB WAY DALLAS, TX 75215	PC	RESTRICTED TO DEBT PAYMENT	200,000
CRISTO REY DALLAS HIGH SCHOOL, INC 1064 N ST AUGUSTINE DALLAS, TX 75217	PC	DONATION TO CHARITY GENERAL FUND	25,000
INVOLVED FOR LIFE, INC 525 N ERVAY STREET DALLAS, TX 75201	PC	DONATION TO CHARITY GENERAL FUND	25,000
ADVOCATES FOR COMMUNITY TRANSFORMATION P O BOX 225225 DALLAS, TX 75222-5225	PC	GENERAL FUND	50,000
FIRST LIBERTY INSTITUTE 2001 WEST PLANO PARKWAY, SUITE 1600 PLANO, TX 75075	PC	DONATION TO CHARITY GENERAL FUND	150,000

FORM 990PF, PART XV - GRANTS AND CONTRIBUTIONS PAID DURING THE YEAR

ATTACHMENT 20 (CONT'D)

<u>RECIPIENT NAME AND ADDRESS</u>	<u>RELATIONSHIP TO SUBSTANTIAL CONTRIBUTOR AND FOUNDATION STATUS OF RECIPIENT</u>	<u>PURPOSE OF GRANT OR CONTRIBUTION</u>	<u>AMOUNT</u>
ST PHILIP'S SCHOOL & COMMUNITY CENTER 1600 PENNSYLVANIA AVENUE DALLAS, TX 75215	PC	GENERAL FUND	25,000
SCHOLARSHOT, INC 2904 SWISS AVENUE DALLAS, TX 75204	PC	DONATION TO GENERAL FUND	25,000
MOMENTOUS INSTITUTE 9705 HARRY HINES BLVD DALLAS, TX 75220	PC	DONATION TO CHARITY GENERAL FUND	100,000
SEARCH MINISTRIES, INC 5304 LAKELAND DRIVE FRISCO, TX 75035	PC	TO GENERAL FUND	25,000
ALCUIN SCHOOL 6144 CHURCHILL WAY DALLAS, TX 75230	PC	DONATION TO GENERAL FUND	25,000
SOUTHWESTERN MEDICAL FOUNDATION 3889 MAPLE AVENUE, SUITE 100 DALLAS, TX 75219	PC	\$250,000 IN HONOR OF R WAYNE BOWMAN, MD \$250,000 IN HONOR OF RAQUIBUL HANNAN, MD, PH D	500,000

FORM 990-PF, PART XV - GRANTS AND CONTRIBUTIONS PAID DURING THE YEAR

ATTACHMENT 20 (CONT'D)

RECIPIENT NAME AND ADDRESS	RELATIONSHIP TO SUBSTANTIAL CONTRIBUTOR AND FOUNDATION STATUS OF RECIPIENT	PURPOSE OF GRANT OR CONTRIBUTION	AMOUNT
NORTH TEXAS FOOD BANK 4500 SOUTH COCKRELL HILL ROAD DALLAS, TX 75236	PC	GENERAL FUND	25,000
DALLAS THEOLOGICAL SEMINARY 3909 SWISS AVENUE DALLAS, TX 75204	PC	RESTRICTED TO LMF ENDORSEMENT SCHOLARSHIP	50,000
TEXAS HEALTH RESOURCES FOUNDATION 612 E LAMAR BLVD , SUITE 300 ARLINGTON, TX 76011	PC	DR HARPER 2017 LITERATURE + MEDICINE SEMINAR	75,000
COUNCIL FOR LIFE 516 LOVERS LANE, PNB NO 103 DALLAS, TX 75225-6993	PC	GENERAL FUND CONTRIBUTION	25,000
METHODIST HEALTH SYSTEM FOUNDATION PO BOX 655999 DALLAS, TX 75265-5999	PC	GENERAL FUND CONTRIBUTION	250,000
MERCY STREET 3801 HOLYSTONE DALLAS, TX 75212	PC	CONTRIBUTION - MERCY STREET OPERATIONS	100,000

FORM 990PF, PART XV - GRANTS AND CONTRIBUTIONS PAID DURING THE YEAR

ATTACHMENT 20 (CONT'D)

<u>RECIPIENT NAME AND ADDRESS</u>	<u>RELATIONSHIP TO SUBSTANTIAL CONTRIBUTOR AND FOUNDATION STATUS OF RECIPIENT</u>	<u>PURPOSE OF GRANT OR CONTRIBUTION</u>	<u>AMOUNT</u>
UNIVERSITY OF NORTH TEXAS 1155 UNION CIRCLE #311250 DENTON, TX 76203-5017	PC	THE LUPE MURCHISON BIOMEDICAL ENGINEERING FUND	300,000
ECHO MINISTRIES P O BOX 15 LEXINGTON, VA 24450	PC	GENERAL FUND CONTRIBUTION	25,000
CENTER FOR STUDY OF NEW TESTAMENT MSS 2001 WEST PLANO PKWY , SUITE 1043 PLANO, TX 75075	PC	CONTRIBUTION TO THE GENERAL FUND	25,000
DONATIONS VIA K-1S 700 NEWFORT CENTER DRIVE NEWPOST BEACH, CA 92660	PC	ALLOCATED CHARITABLE DONATIONS FROM K-1	84
OVERSEAS COUNCIL INTERNATIONAL, INC 3830 E SOUTHFORT ROAD, SUITE B INDIANAPOLIS, IN 46237	PC	GENERAL FUND CONTRIBUTION	50,000
NEW HOPE LEARNING CENTER 907 WEST MAIN STREET LEWISVILLE, TX 75067	PC	GENERAL FUND CONTRIBUTION	25,000

FORM 990PF, PART XV - GRANTS AND CONTRIBUTIONS PAID DURING THE YEAR

ATTACHMENT 20 (CONT'D)

RECIPIENT NAME AND ADDRESS	RELATIONSHIP TO SUBSTANTIAL CONTRIBUTOR AND FOUNDATION STATUS OF RECIPIENT	PURPOSE OF GRANT OR CONTRIBUTION	AMOUNT
RESTORATION OUTREACH OF DALLAS 4209 SAMUELL BLVD. DALLAS, TX 75228	PC	GENERAL FUND CONTRIBUTION	25,000
CATHOLIC PRO-LIFE COMMITTEE P O BOX 803541 DALLAS, TX 75380	PC	GENERAL FUND CONTRIBUTION	25,000
TOTAL CONTRIBUTIONS PAID			<u>2,175,084</u>

FORM 990-PF, PART XVI-A - ANALYSIS OF OTHER REVENUE

ATTACHMENT 21

<u>DESCRIPTION</u>	<u>BUSINESS CODE</u>	<u>AMOUNT</u>	<u>EXCLUSION CODE</u>	<u>AMOUNT</u>	<u>RELATED OR EXEMPT FUNCTION INCOME</u>
--------------------	--------------------------	---------------	---------------------------	---------------	--

TAX-EXEMPT INCOME EXCLUDED FROM EXCISE TAX

317.

TOTALS

317.

Lupe Murchison Foundation
Gain/Loss Report from K-1s
12/31/2016

Short-Term

From K-1, Line 8

AWH OPPORTUNITY FUND I	(14,449)
TETON INFRASTRUCTURE FUND III	1,350
ATLANTIC TRUST FUND MLP	(42,958)
MONTAUK TRIGARD VII LP FUND	2,853
BURGUNDY SMALL-CAP	870
BURGUNDY EMERGING MARKETS	7,480
MONTAUK TRIGARD IV LP FUND	(440)
LCKM INVESTMENT PARTNERSHIP LP	(159,167)
COMMERCE STREET CARLYLE FUND	5
Total	<u>(204,456)</u>

40% of Line 11C

Sandpointe Fund	32,622
COMMERCE STREET CARLYLE FUND	(68)
BURGUNDY SMALL-CAP	8
BURGUNDY EMERGING MARKETS	-
MONTAUK TRIGARD IV LP FUND	701
	<u>33,263</u>

Total Short-Term

-171193

UBIT Gains/Losses from K-1s

Short-Term

From K-1, Line 8

AWH OPPORTUNITY FUND I	(226)
Sandpointe Fund	3,224
ATLANTIC TRUST FUND MLP	(44,842)
MONTAUK TRIGARD IV LP FUND	21
MONTAUK TRIGARD VII LP FUND	(39)
COMMERCE STREET CARLYLE FUND	(2)
	<u>(41,864)</u>

Short Term Investment Capital Gains From
K-1s

-129329

Long-Term

From K-1, Line 9

AWH OPPORTUNITY FUND I	28,088
TETON INFRASTRUCTURE FUND III	24,027
ATLANTIC TRUST FUND MLP	(60,356)
MONTAUK TRIGARD VII LP FUND	501
BURGUNDY SMALL-CAP	50,187
BURGUNDY EMERGING MARKETS	1,734
MONTAUK TRIGARD IV LP FUND	153,770
LCKM INVESTMENT PARTNERSHIP LP	555,718
COMMERCE STREET CARLYLE FUND	37,724
Total	<u>791,393</u>

60% of Line 11C

Sandpointe Fund	48,933
COMMERCE STREET CARLYLE FUND	(102)
BURGUNDY SMALL-CAP	12
BURGUNDY EMERGING MARKETS	-
MONTAUK TRIGARD IV LP FUND	1,051
	<u>49,894</u>

Total Long-Term

841287

Long-Term

From K-1, Line 9

AWH OPPORTUNITY FUND I	439
Sandpointe Fund	4,837
ATLANTIC TRUST FUND MLP	(35,055)
MONTAUK TRIGARD IV LP FUND	12,385
MONTAUK TRIGARD VII LP FUND	(7)
COMMERCE STREET CARLYLE FUND	918
	<u>(16,483)</u>

Long Term Investment Capital Gains From K-
1s

857770



UBS Financial Services Inc
Private Wealth Management
4400 Post Oak Parkway
20th Floor
Houston TX 77027-3421

CPZ3000782209 1216 X12 Y8 0

2016 Year End Summary

Account name: THE LUPE MURCHISON

FOUNDATION UAD 7/02/2001

Friendly account name: Euclid

Account number: ██████████

Your Financial Advisor:

ALLEN, HOGAN, TURNER
Phone 713-350-8000/888-299-1232

THE LUPE MURCHISON
FOUNDATION UAD 7/02/2001
16250 KNOLL TRAIL DRIVE
SUITE 110
DALLAS TX 75248-2863

Summary of gains and losses

	Amount (\$)
Short term	-79,505 70
Long term	-46,670 57
Total	\$-126,176.27

Realized gains and losses

Estimated 2016 gains and losses for transactions with trade dates through 12/30/16 have been incorporated into this statement. Please note that gain or loss recognized on the sale or redemption of certain Structured Products, like Contingent Debt Securities, may be ordinary, and not capital, gain or loss. Please check with your tax advisor. To calculate gains and losses, we liquidate the oldest security lot first. This is known as the first-in, first-out or FIFO accounting method. We use this method unless you specified which tax lot to close when you placed your order. This is known as a versus purchases or VSP order.

Short-term capital gains and losses

Security description	Method	Quantity or face value	Purchase date	Sale date	Sale amount (\$)	Cost basis (\$)	Wash sale cost basis adjustment (\$)	Loss (\$)	Gain (\$)
AEGON NV ADR N Y SHS NETHERLANDS ADR	FIFO	3,399 000	Jun 05, 15	Feb 25, 16	16,763 16	25,931 16		-9,168 00	

continued next page

Member SIPC

CPZ30002000782209 PZ3000033706 00002 1216 000000000 Y807061TH0 110000

Page 1 of 6



Managed Accounts Consulting

Account name: THE LUPE MURCHISON
Friendly account name: Euclid
Account number

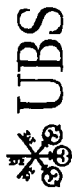
Your Financial Advisor:
ALLEN, HOGAN, TURNER
713-350-8000/888-299-1232

Realized gains and losses (continued)

Short-term capital gains and losses (continued)

Security description	Method	Quantity or face value	Purchase date	Sale date	Sale amount (\$)	Cost basis (\$)	Wash sale cost basis adjustment (\$)	Loss (\$)	Gain (\$)
AGNICO EAGLE MINES LTD CAD	FIFO	23 000	Feb 25, 16	May 02, 16	1,064 01	821 00			243 01
	FIFO	24 000	Feb 25, 16	Oct 04, 16	1,144 36	856 70			287 66
	FIFO	86 000	Feb 25, 16	Oct 05, 16	4,009 68	3,069 84			939 84
	FIFO	591 000	Feb 25, 16	Nov 10, 16	27,423 69	21,096 22			6,327 47
ALLERGAN PLC	FIFO	8 000	Jun 05, 15	May 02, 16	1,737 92	2,433 46		-695 54	
AMERICAN INTL GROUP INC COM NEW	FIFO	12 000	Apr 05, 16	May 02, 16	681 03	645 60			35 43
AVIVA PLC SPON ADR	FIFO	330 000	Jun 05, 15	Feb 02, 16	4,317 64	5,194 20		-876 56	
	FIFO	1,298 000	Jun 05, 15	Feb 25, 16	15,382 53	20,430 52		-5,047 99	
	FIFO	1,658 000	May 27, 16	Jul 14, 16	17,051 83	22,444 84		-5,393 01	
BRIDGESTONE CORP LTD ADR JAPAN ADR	FIFO	110 000	Jun 05, 15	Apr 06, 16	1,929 51	2,137 30		-207 79	
	FIFO	90 000	Jun 05, 15	May 02, 16	1,671 94	1,748 70		-76 76	
BRITISH AMER TOBACCO PLC GB SPON ADR	FIFO	10 000	Mar 28, 16	May 02, 16	1,226 57	1,137 21			89 36
	FIFO	34 000	Mar 28, 16	Oct 13, 16	4,080 18	3,866 51			213 67
BROADCOM LTD	FIFO	17 000	Sep 25, 15	May 02, 16	2,478 96	2,186 71			292 25
CAMECO CORP CANADA CAD	Adjustment	442 000	Jun 05, 15	Jan 26, 16	5,102 37	6,870 88		-1,768 51	
	FIFO	642 000	Aug 05, 15	Jun 27, 16	6,868 73	8,980 55		-2,111 82	
	FIFO	157 000	Apr 28, 16	Jun 27, 16	1,679 74	2,100 21		-420 47	
CHECK POINT SOFTWARE TECH LTD ILS	FIFO	5 000	Apr 15, 16	May 02, 16	411 63	444 40		-32 77	
CIELO S A SPON ADR	FIFO	1,964 000	Nov 01, 16	Nov 28, 16	17,375 72	19,920 66		-2,544 94	
COMPANHIA BRASILEIRA DE DISTRIBUICAO GRUPO PAO DE ACUCAR SPON ADR	FIFO	213 000	Oct 05, 16	Nov 18, 16	3,404 12	3,520 85		-116 73	
	Adjustment	3,765 000	Jun 05, 15	Jan 26, 16	18,808 61	27,832 21		-9,023 60	
CREDIT AGRICOLE SA ADR	FIFO	39 000	Oct 28, 15	May 02, 16	1,738 28	1,737 26			1 02
	FIFO	246 000	Feb 25, 16	Dec 19, 16	10,002 16	10,126 34		-124 18	
	FIFO	77 000	Oct 13, 16	Dec 19, 16	3,130 76	3,549 69		-418 93	

continued next page



Managed Accounts Consulting

Account name: THE LUPE MURCHISON
Friendly account name: Euclid
Account number: [REDACTED]

Your Financial Advisor:
ALLEN, HOGAN, TURNER
713-350-8000/888-299-1232

Realized gains and losses (continued)

Short-term capital gains and losses (continued)

Security description	Method	Quantity or face value	Purchase date	Sale date	Sale amount (\$)	Cost basis (\$)	Wash sale cost basis adjustment (\$)	Loss (\$)	Gain (\$)
DEUTSCHE BANK AG REG SHS ORD EUR	Adjustment	551 000	Oct 23, 15	Jan 26, 16	10,233 87	16,949 15		-6,715 28	
	Adjustment	305 000	Oct 26, 15	Jan 26, 16	5,664 84	9,214 78		-3,549 94	
EUROPEAN AERONAUT UNSPONSORED ADR	FIFO	125 000	Jan 26, 16	May 02, 16	1,949 34	1,945 63			3 71
FUJI HEAVY INDS LTD ADR	Adjustment	216 000	Jun 05, 15	Jan 26, 16	16,141 38	16,357 50		-216 12	
	FIFO	49 000	Jun 05, 15	Apr 06, 16	3,108 25	3,710 73		-602 48	
	FIFO	15 000	Jun 05, 15	May 02, 16	985 63	1,135 94		-150 31	
HEINEKEN NV SPON ADR	FIFO	20 000	Jan 26, 16	May 02, 16	946 18	840 61			105 57
	FIFO	567 000	Jan 26, 16	Oct 14, 16	24,375 48	23,831 24			544 24
	FIFO	29 000	May 09, 16	Oct 14, 16	1,246 72	1,372 02		-125 30	
ING GROEP N V NL SPON ADR	Adjustment	2,233 000	Jun 05, 15	Jan 26, 16	25,975 34	36,129 94		-10,154 60	
	Adjustment	345 000	Jun 05, 15	Jan 26, 16	5,989 09	7,369 66		-1,380 57	
INTESA SANPAOLO SPON ADR	FIFO	1,356 000	Jun 05, 15	Apr 06, 16	20,714 76	28,965 97		-8,251 21	
KDDI CORP ADR	FIFO	100 000	Jun 05, 15	May 02, 16	1,471 12	1,122 58			348 54
MARINE HARVEST ASA SPON ADR	FIFO	68 000	Jun 05, 15	May 02, 16	1,077 10	783 36			293 74
	FIFO	316 000	Jun 05, 15	May 09, 16	5,052 22	3,640 31			1,411 91
MITSUBISHI ESTATE LTD ADR ADR	FIFO	20 000	Jun 05, 15	May 02, 16	389 00	433 60		-44 60	
NATIONAL GRID PLC NEW SPON ADR	FIFO	10 000	Feb 25, 16	May 02, 16	725 88	687 95			37 93
	FIFO	236 000	Feb 25, 16	Aug 24, 16	16,787 77	16,235 64			552 13
NIPPON TELEG & TEL CORP SPON ADR	FIFO	608 000	Jun 05, 15	Feb 25, 16	25,511 18	20,805 66			4,705 52
	FIFO	28 000	Jun 05, 15	May 02, 16	1,287 41	958 16			329 25
NITTO DENKO CORP UNSPONS ADR	Adjustment	173 000	Sep 15, 15	Jan 26, 16	5,086 11	5,464 69		-378 58	
	FIFO	429 000	Sep 15, 15	Apr 18, 16	11,940 10	13,551 17		-1,611 07	
	FIFO	115 000	Sep 16, 15	Apr 18, 16	3,200 72	3,668 87		-468 15	

continued next page



Managed Accounts Consulting

Account name: THE LUPE MURCHISON
Friendly account name: Euclid
Account number: [REDACTED]

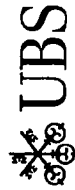
Your Financial Advisor:
ALLEN, HOGAN, TURNER
713-350-8000/888-299-1232

Realized gains and losses (continued)

Short-term capital gains and losses (continued)

Security description	Method	Quantity or face value	Purchase date	Sale date	Sale amount (\$)	Cost basis (\$)	Wash sale cost basis adjustment (\$)	Loss (\$)	Gain (\$)
NXP SEMICONDUCTORS NV									
COMI EUR	Adjustment	59 000	Jun 05, 15	Jan 26, 16	4,242 03	6,317 84		-2,075 81	
	FIFO	14 000	Jun 05, 15	May 02, 16	1,205 58	1,499 15		-293 57	
	FIFO	13 000	Jun 05, 15	May 02, 16	926 65	1,009 19		-82 54	
RANDGOLD RESOURCES LTD									
ADR	FIFO	28 000	Jan 26, 16	May 02, 16	2,772 36	1,929 44			842 92
	FIFO	148 000	Jan 26, 16	Oct 04, 16	13,441 04	10,198 45			3,242 59
	FIFO	83 000	Jan 26, 16	Oct 05, 16	7,379 99	5,719 41			1,660 58
	FIFO	75 000	Feb 25, 16	Oct 05, 16	6,668 67	6,801 38		-132 71	
	FIFO	25 000	May 09, 16	Oct 05, 16	2,222 89	2,141 47			81 42
	FIFO	64 000	Aug 21, 15	May 02, 16	1,160 32	1,072 26			88 06
RELX PLC SPON ADR									
SABMILLER PLC									
EXCHANGE 10/2016 SPON									
ADR	FIFO	283 000	Jan 26, 16	Mar 29, 16	17,162 61	16,985 66			176 95
	FIFO	143 000	Feb 02, 16	Mar 29, 16	8,672 28	8,647 21			25 07
	FIFO	7 000	Jun 05, 15	May 02, 16	557 87	517 34			40 53
	Adjustment	19 000	Jun 05, 15	Jan 26, 16	3,341 08	4,729 75		-1,388 67	
SHIRE PLC SPON ADR									
SOCIETE GENERALE FRANCE									
SPONS ADR ADR	Adjustment	2,678 000	Jun 05, 15	Jan 26, 16	20,733 21	25,304 04		-4,570 83	
SONY CORP ADR NEW JAPAN									
ADR	FIFO	45 000	Jun 23, 15	May 02, 16	1,112 97	1,395 11		-282 14	
SPARK NEW ZEALAND SPON									
ADR	FIFO	51 000	Jun 05, 15	May 02, 16	653 81	520 20			133 61
TENCENT HLDGS LTD ADR									
	FIFO	50 000	Oct 28, 15	May 02, 16	1,016 02	967 63			48 39
TEVA PHARMACEUTICALS IND									
LTD ISRAEL ADR	FIFO	23 000	Jul 27, 15	May 02, 16	1,231 69	1,595 13		-363 44	
	FIFO	106 000	Oct 06, 15	Sep 27, 16	5,237 36	6,148 54		-911 18	
	FIFO	53 000	Jan 26, 16	Sep 27, 16	2,618 68	3,393 05		-774 37	
TOYOTA MOTOR CORP NEW									
JAPAN SPON ADR	Adjustment	53 000	Jun 05, 15	Jan 26, 16	6,033 94	7,195 39		-1,161 45	
	FIFO	151 000	Jun 05, 15	Feb 02, 16	17,992 30	20,500 06		-2,507 76	

continued next page



Managed Accounts Consulting

Account name: THE LUPE MURCHISON
 Friendly account name: Euclid
 Account number: [REDACTED]

Your Financial Advisor:
 ALLEN, HOGAN, TURNER
 713-350-8000/888-299-1232

Realized gains and losses (continued)

Short-term capital gains and losses (continued)

Security description	Method	Quantity or face value	Purchase date	Sale date	Sale amount (\$)	Cost basis (\$)	Wash sale cost basis adjustment (\$)	Loss (\$)	Gain (\$)
UNIBAIL-RODAMCO SE ADR	FIFO	20 000	Apr 06, 16	May 02, 16	546 39	534 44			11 95
REPSTG SHS NEW JCE	FIFO	626 000	Apr 06, 16	Dec 15, 16	13,853 08	16,728 13		-2,875 05	
ISSUE 2008 UNSPONSORED	FIFO	254 000	Jul 14, 16	Dec 15, 16	5,620 90	6,565 90		-945 00	
VALEANT PHARMACEUTICALS INTL I	FIFO	28 000	Jun 05, 15	May 02, 16	885 44	6,550 18		-5,664 74	
	FIFO	82 000	Oct 22, 15	Jun 27, 16	1,576 84	7,885 92		-6,309 08	
VEOLIA ENVIRONNEMENT SPON ADR	FIFO	72 000	Aug 06, 15	May 02, 16	1,732 26	1,666 09			66 17
	FIFO	216 000	Feb 25, 16	Sep 23, 16	4,892 53	5,126 50		-233 97	
VODAFONE GROUP PLC SPON ADR	FIFO	45 000	Jun 05, 15	May 02, 16	1,481 54	1,668 02		-186 48	
	FIFO	82 000	Oct 22, 15	Sep 22, 16	2,432 28	2,717 59		-285 31	
WPP PLC NEW SPON ADR	FIFO	7 000	Jun 05, 15	May 02, 16	827 35	793 63			33 72
Total					\$519,576.58	\$599,082.28		-\$102,719.91	\$23,214.21
Net short-term capital gains and losses								-\$79,505.70	

Long-term capital gains and losses

Security description	Method	Quantity or face value	Purchase date	Sale date	Sale amount (\$)	Cost basis (\$)	Wash sale cost basis adjustment (\$)	Loss (\$)	Gain (\$)
ALLERGAN PLC	FIFO	47 000	Jun 05, 15	Nov 28, 16	8,997 87	14,296 55		-5,298 68	
BRIDGESTONE CORP LTD ADR	FIFO	385 000	Jun 05, 15	Jun 28, 16	5,858 57	7,480 55		-1,621 98	
JAPAN ADR	FIFO	857 000	Jun 05, 15	Jun 27, 16	9,169 02	13,322 04		-4,153 02	
CAMECO CORP CANADA CAD	FIFO	169 000	Oct 28, 15	Dec 19, 16	6,871 41	7,528 11		-656 70	
CTRIIP COM INTL LTD ADS	FIFO	589 000	Jun 05, 15	Oct 13, 16	8,640 44	6,612 01			2,028 43
KDDI CORP ADR	FIFO	151 000	Jun 05, 15	Oct 13, 16	2,760 74	1,650 95			1,109 79
MARINE HARVEST ASA SPON ADR	FIFO	1,179 000	Jun 05, 15	Sep 29, 16	21,612 60	25,560 72		-3,948 12	
MITSUBISHI ESTATE LTD ADR ADR	FIFO								

continued next page



Managed Accounts Consulting

Account name: THE LUPE MURCHISON
 Friendly account name: Euclid
 Account number: [REDACTED]

Your Financial Advisor:
 ALLEN, HOGAN, TURNER
 713-350-8000/888-299-1232

Realized gains and losses (continued)

Long-term capital gains and losses (continued)

Security description	Method	Quantity or face value	Purchase date	Sale date	Sale amount (\$)	Cost base (\$)	Wash sale cost basis adjustment (\$)	Loss (\$)	Gain (\$)
NIDEC CORP ADR	FIFO	230 000	Jun 05, 15	Dec 15, 16	4,878 19	4,185 86			692 33
NXP SEMICONDUCTORS N V COM EUR	FIFO	264 000	Jun 05, 15	Nov 10, 16	25,507 12	28,269 64		-2,762 52	
ORIX CORP SPON ADR	FIFO	79 000	Jun 05, 15	Nov 28, 16	6,288 26	6,132 79			155 47
RELX PLC SPON ADR	FIFO	390 000	Aug 21, 15	Nov 07, 16	6,826 61	6,534 10			292 51
SPARK NEW ZEALAND SPON ADR	FIFO	447 000	Jun 05, 15	Oct 14, 16	5,534 28	4,559 40			974 88
TENCENT HLDGS LTD ADR	FIFO	184 000	Oct 28, 15	Nov 07, 16	4,863 13	3,560 90			1,302 23
	FIFO	244 000	Oct 28, 15	Dec 19, 16	5,695 45	4,722 06			973 39
	FIFO	450 000	Nov 20, 15	Dec 19, 16	10,503 90	8,906 67			1,597 23
TEVA PHARMACEUTICALS IND LTD ISRAEL ADR	FIFO	263 000	Jul 27, 15	Sep 27, 16	12,994 57	18,239 97		-5,245 40	
VALEANT PHARMACEUTICALS INTL I	FIFO	126 000	Jun 05, 15	Jun 27, 16	2,422 94	29,475 81		-27,052 87	
VEOLIA ENVIRONNEMENT SPON ADR	FIFO	806 000	Aug 06, 15	Sep 23, 16	18,256 39	18,650 90		-394 51	
VODAFONE GROUP PLC SPON ADR	FIFO	565 000	Jun 05, 15	Sep 22, 16	16,759 02	20,942 85		-4,183 83	
WPP PLC NEW SPON ADR	FIFO	77 000	Jun 05, 15	Nov 07, 16	8,250 70	8,729 90		-479 20	
Total					\$192,691.21	\$239,361.78		-\$55,796.83	\$9,126.26
Net long-term capital gains or losses								-\$45,670.57	
Net capital gains/losses:								-\$126,176.27	



Managed Accounts Consulting

Account name: THE LUPE MURCHISON
 Friendly account name: WCM Intl
 Account number: [REDACTED]

Your Financial Advisor:
 ALLEN, HOGAN, TURNER
 713-350-8000/888-299-1232

Realized gains and losses

Estimated 2016 gains and losses for transactions with trade dates through 12/30/16 have been incorporated into this statement. Please note that gain or loss recognized on the sale or redemption of certain Structured Products, like Contingent Debt Securities, may be ordinary, and not capital, gain or loss. Please check with your tax advisor. To calculate gains and losses, we liquidate the oldest security lot first. This is known as the first-in, first-out or FIFO accounting method. We use this method unless you specified which tax lot to close when you placed your order. This is known as a versus purchases or VSP order.

See important information about your statement on the last page of this statement for more information. We may not adjust gains and losses for all capital changes. Cost basis for coupon tax-exempt municipal securities, include securities subject to AMT, has been adjusted for mandatory amortization of bond premium. Estimates in the Unclassified section can not be classified as short term or long term because information is missing, or the product is one in which the gain/loss calculation is not provided.

Short-term capital gains and losses

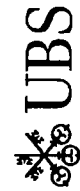
Security description	Method	Quantity or face value	Purchase date	Sale date	Sale amount (\$)	Cost basis (\$)	Wash sale cost basis adjustment (\$)	Loss (\$)	Gain (\$)
PERRIGO CO PLC EUR	FIFO	393 000	Oct 21, 15	Apr 26, 16	39,398 14	60,890 83		-21,492 69	
	FIFO	196 000	Nov 23, 15	Apr 26, 16	19,648 94	29,088 93		-9,439 99	
UNICHARM CORP SPON ADR	FIFO	14,683 000	Jun 15, 15	May 26, 16	55,617 99	70,607 61		-14,989 62	
Total					\$114,665.07	\$160,587.37		-\$45,922.30	-\$45,922.30

Net short-term capital gains and losses

Long-term capital gains and losses

Security description	Method	Quantity or face value	Purchase date	Sale date	Sale amount (\$)	Cost basis (\$)	Wash sale cost basis adjustment (\$)	Loss (\$)	Gain (\$)
ARM HOLDINGS PLC	FIFO	584 000	Jan 02, 13	Jul 19, 16	38,199 77	22,628 83			15,570 94
MERGER EFF 09/2016	FIFO	275 000	Nov 07, 14	Jul 19, 16	17,987 91	11,452 46			6,535 45
SPON ADR	FIFO	428 000	Dec 16, 14	Jul 19, 16	27,995 73	18,934 68			9,061.05
	FIFO	356 000	Feb 02, 15	Jul 19, 16	23,286 16	16,855 95			6,430 21
	FIFO	656 000	Feb 25, 15	Jul 19, 16	42,909 34	34,955 60			7,953 74
	FIFO	75 000	Mar 13, 15	Jul 19, 16	4,905 79	3,957 75			948 04
CHR HANSEN HLDG SPON ADR	FIFO	148 000	Feb 28, 14	Feb 01, 16	4,622 70	3,070 48			1,552 22
	FIFO	613 000	Oct 21, 14	Feb 01, 16	19,146 70	11,218 45			7,928 25
	FIFO	196 000	Dec 16, 14	Feb 01, 16	6,121 95	4,341 40			1,780 55
	FIFO	926 000	Dec 16, 14	May 06, 16	28,360 46	20,510 90			7,849 56
	FIFO	24 000	Feb 02, 15	May 06, 16	735 04	506 13			228 91
CHUBB LTD CHF	FIFO	80 000	Jan 02, 13	May 16, 16	10,051 79	6,484 20			3,567 59
FANUC CORP ADR	FIFO	429 000	Jan 03, 13	Feb 01, 16	9,300 55	13,633 62		-4,333 07	
	FIFO	804 000	Jan 03, 13	Aug 09, 16	22,611 28	25,551 12		-2,939 84	

continued next page



Managed Accounts Consulting

Account name: THE LUPE MURCHISON
 Friendly account name: WCM Intl
 Account number: ~~XXXXXXXXXX~~

Your Financial Advisor:
 ALLEN, HOGAN, TURNER
 713-350-8000/888-299-1232

Realized gains and losses (continued)

Long-term capital gains and losses (continued)

Security description	Method	Quantity or face value	Purchase date	Sale date	Sale amount (\$)	Cost basis (\$)	Wash sale cost basis adjustment(\$)	Loss (\$)	Gain (\$)
ICON PLC EUR	FIFO	511 000	Dec 16, 14	Aug 09, 16	14,371 11	13,873 65			497 46
	FIFO	549 000	Feb 02, 15	Aug 09, 16	15,439 79	15,597 09		-157 30	
	FIFO	881 000	Feb 25, 15	Aug 09, 16	24,776 79	28,288 91		-3,512 12	
	FIFO	510 000	Mar 13, 15	Aug 09, 16	14,342 98	18,786 61		-4,443 63	
	FIFO	498 000	Apr 29, 15	Jul 26, 16	37,280 67	31,400 79			5,879 88
NOVO NORDISK ADR DENMARK ADR	FIFO	120 000	Jan 02, 13	Feb 01, 16	6,688 68	3,968 38			2,722 30
	FIFO	626 000	Jan 02, 13	Nov 18, 16	20,340 67	20,691 30		-350 63	
	FIFO	280 000	Oct 28, 13	Nov 18, 16	9,098 07	10,208 12		-1,110 05	
	FIFO	439 000	Dec 16, 14	Nov 18, 16	14,264 46	19,116 69		-4,852 23	
	FIFO	388 000	Feb 02, 15	Nov 18, 16	12,607 32	17,342 82		-4,735 50	
	FIFO	771 000	Feb 25, 15	Nov 18, 16	25,052.17	36,429 67		-11,377 50	
	FIFO	115 000	Mar 13, 15	Nov 18, 16	3,736 71	5,462 39		-1,725 68	
SENSATA TECHNOLOGIES HLDG NV EUR	FIFO	897 000	Jun 04, 13	Apr 28, 16	34,411 76	31,222 33			3,189 43
	FIFO	376 000	Dec 16, 14	Apr 28, 16	14,424 55	19,122 57		-4,698 02	
	FIFO	384 000	Feb 02, 15	Apr 28, 16	14,731 45	19,418 84		-4,687 39	
	FIFO	647 000	Feb 25, 15	Apr 28, 16	24,820 97	35,109 46		-10,288 49	
	FIFO	38 000	Mar 13, 15	Apr 28, 16	1,457 80	2,107 10		-649 30	
	FIFO	967 000	Oct 03, 14	May 10, 16	16,207 63	22,251 44		-6,043 81	
	FIFO	385 000	Dec 16, 14	May 10, 16	6,452 89	8,816 50		-2,363 61	
	FIFO	427 000	Feb 02, 15	May 10, 16	7,156 83	8,604 05		-1,447 22	
	FIFO	695 000	Feb 25, 15	May 10, 16	11,648 71	15,727 85		-4,079 14	
	FIFO	107 000	Mar 13, 15	May 10, 16	1,793 40	2,341 16		-547 76	
SYSMEX CORP UNSPONSORED ADR	FIFO	939 000	Jan 02, 13	Feb 22, 16	26,713 50	10,845 45			15,868 05
TAIWAN SEMICONDUCTOR MFG CO LTD ADR	FIFO	316 000	Jan 02, 13	Feb 01, 16	7,089 27	5,700 61			1,388 66
	FIFO	1,221 000	Jan 02, 13	Apr 18, 16	31,208 45	22,026 71			9,181 74
	FIFO	1,349 000	Jan 02, 13	Aug 25, 16	38,616 85	24,335 83			14,281 02

continued next page



Managed Accounts Consulting

Account name: THE LUPE MURCHISON
Friendly account name: WCM Int'l
Account number: [REDACTED]

Your Financial Advisor:
ALLEN, HOGAN, TURNER
713-350-8000/888-299-1232

Realized gains and losses (continued)

Long-term capital gains and losses (continued)

Security description	Method	Quantity or face value	Purchase date	Sale date	Sale amount (\$)	Cost basis (\$)	Wash sale cost basis adjustment (\$)	Loss (\$)	Gain (\$)
TENCENT HLDGS LTD ADR	FIFO	1,163 000	Apr 29, 13	Nov 03, 16	30,161 05	7,830 29			22,330 76
	FIFO	318 000	Dec 16, 14	Nov 03, 16	8,246 96	4,452 00			3,794 96
Total					\$729,376.66	\$655,178.18		-\$74,342.29	\$148,540.77
Net long-term capital gains or losses									\$74,198.48
Net capital gains/losses:									\$28,276.18



Managed Accounts Consulting

Account name: THE LUPE MURCHISON
 Friendly account name: SC EM
 Account number: [REDACTED]

Your Financial Advisor:
 ALLEN, HOGAN, TURNER
 713-350-8000/888-299-1232

Realized gains and losses

Estimated 2016 gains and losses for transactions with trade dates through 12/30/16 have been incorporated into this statement. Please note that gain or loss recognized on the sale or redemption of certain Structured Products, like Contingent Debt Securities, may be ordinary, and not capital, gain or loss. Please check with your tax advisor. To calculate gains and losses, we liquidate the oldest security lot first. This is known as the first-in, first-out or FIFO accounting method. We use this method unless you specified which tax lot to close when you placed your order. This is known as a versus purchases or VSP order.

See important information about your statement on the last page of this statement for more information. We may not adjust gains and losses for all capital changes. Cost basis for coupon tax-exempt municipal securities, include securities subject to AMT, has been adjusted for mandatory amortization of bond premium. Estimates in the Unclassified section can not be classified as short term or long term because information is missing, or the product is one in which the gain/loss calculation is not provided.

Short-term capital gains and losses

Security description	Method	Quantity or face value	Purchase date	Sale date	Sale amount (\$)	Cost basis (\$)	Wash sale cost basis adjustment (\$)	Loss (\$)	Gain (\$)
BAOXIN AUTO GROUP LTD									
HKD	Adjustment	760 000	Jul 15, 15	Jun 30, 16	586 62	412 15			174 47
	Adjustment	152 000	Jan 29, 16	Jun 30, 16	117 33	86 87			30 46
	FIFO	2,770 000	Jan 29, 16	Oct 06, 16	847 88	1,583 05		-735 17	
	FIFO	3,578 000	Jan 29, 16	Oct 07, 16	1,083 04	2,044 83		-961 79	
BID CORP LTD ZAR	FIFO	265 000	Jan 29, 16	Nov 29, 16	4,757 47	3,968 65			788 82
ERSTE GROUP BANK AG ORD									
EUR	FIFO	87 000	Aug 25, 15	Apr 28, 16	2,479 55	2,621 71		-142 16	
	FIFO	113 000	Aug 27, 15	Apr 28, 16	3,220 57	3,392 45		-171 88	
	FIFO	110 000	Aug 27, 15	Jul 05, 16	2,334 82	3,302 39		-967 57	
	FIFO	70 000	Aug 27, 15	Aug 03, 16	1,770 10	2,101 52		-331 42	
	FIFO	90 000	Sep 03, 15	Aug 03, 16	2,275 84	2,680 49		-404 65	
FORD OTOMOTIV SANAYI A S									
ADR	FIFO	60 000	Aug 21, 15	Mar 24, 16	3,760.68	3,127 22			633 46
	FIFO	30 000	Aug 21, 15	Jul 20, 16	1,520 17	1,563 61		-43 44	
	FIFO	60 000	Aug 21, 15	Jul 21, 16	2,863 80	3,127 22		-263 42	
HUTCHISON PORT HOLDINGS TRUST									
	FIFO	6,400 000	Nov 24, 15	May 20, 16	2,721 28	3,441 92		-720 64	
	FIFO	5,110 000	Nov 24, 15	Aug 10, 16	2,338 28	2,748 16		-409 88	
	FIFO	7,980 000	Nov 25, 15	Aug 10, 16	3,651 57	4,308 40		-656 83	
	FIFO	1,154 000	Nov 25, 15	Nov 22, 16	466 10	623 05		-156 95	
	FIFO	2,556 000	Nov 27, 15	Nov 22, 16	1,032 37	1,384 84		-352 47	
	FIFO	2,362 000	Nov 27, 15	Nov 23, 16	948 32	1,279 73		-331 41	
	FIFO	7,418 000	Nov 30, 15	Nov 23, 16	2,978 26	4,005 72		-1,027 46	

continued next page



Managed Accounts Consulting

Account name: THE LUPE MURCHISON
 Friendly account name: SC EM
 Account number: [REDACTED]

Your Financial Advisor:
 ALLEN, HOGAN, TURNER
 713-350-8000/888-299-1232

Realized gains and losses (continued)

Short-term capital gains and losses (continued)

Security description	Method	Quantity or face value	Purchase date	Sale date	Sale amount (\$)	Cost basis (\$)	Wash sale cost basis adjustment(\$)	Loss (\$)	Gain (\$)
INTOUCH HLDGS PUB CO LTD	FIFO	6,700,000	Jan 29, 16	Sep 13, 16	10,023.65	10,380.31		-356.66	
GDR THB	FIFO	300,000	Jan 29, 16	Oct 05, 16	466.61	464.79			1.82
	FIFO	3,650,000	Mar 23, 16	Oct 05, 16	5,677.09	6,724.03		-1,046.94	
	FIFO	2,150,000	Mar 23, 16	Oct 07, 16	3,301.47	3,960.73		-659.26	
ITAU UNIBANCO HLDG SA	FIFO	270,000	Jul 13, 15	Mar 14, 16	2,459.65	2,720.25		-260.60	
ADR	FIFO	150,000	Jun 19, 15	Jun 01, 16	1,186.10	2,818.26		-1,632.16	
MTN GROUP LTD SHS ZAR	FIFO	69,000	Aug 25, 15	Jun 01, 16	545.60	926.30		-380.70	
NAMPAK LTD ZAR	FIFO	1,404,000	Dec 04, 15	Sep 14, 16	1,801.43	2,661.84		-860.41	
PHILIPPINE LONG DISTANCE	FIFO	105,000	Apr 07, 15	Jan 28, 16	4,812.07	6,886.72		-2,074.65	
TEL CO SPON ADR *NAME	FIFO	115,000	Apr 07, 15	Mar 01, 16	4,198.63	7,542.60		-3,343.97	
CHANGE EFF 09/2016* ADR									
PING AN INSURANCE GROUP	FIFO	200,000	Mar 23, 15	Jan 29, 16	866.42	1,213.68		-347.26	
CO H CNY	FIFO	570,000	Mar 23, 15	Feb 11, 16	2,318.94	3,458.99		-1,140.05	
	FIFO	970,000	Mar 23, 15	Mar 01, 16	4,096.22	5,886.35		-1,790.13	
PT GUDANG GARAM TBK IDR	FIFO	152,000	Sep 10, 15	Feb 22, 16	722.20	450.63			271.57
	FIFO	348,000	Sep 11, 15	Feb 22, 16	1,653.45	1,048.66			604.79
	FIFO	32,000	Sep 11, 15	Mar 11, 16	155.54	96.43			59.11
	FIFO	260,000	Sep 14, 15	Mar 11, 16	1,263.73	774.05			489.68
	FIFO	218,000	Sep 15, 15	Mar 11, 16	1,059.59	632.90			426.69
SATS ARPT SERVICES SGD	FIFO	970,000	Apr 16, 15	Jan 29, 16	2,603.04	2,261.36			341.68
Total					\$90,965.48	\$108,712.86		-\$21,569.93	\$3,822.55
Net short-term capital gains and losses								-\$17,747.38	

continued next page



Managed Accounts Consulting

Account name: THE LUPE MURCHISON
 Friendly account name: SC EM
 Account number: [REDACTED]

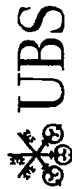
Your Financial Advisor:
 ALLEN, HOGAN, TURNER
 713-350-8000/888-299-1232

Realized gains and losses (continued)

Long-term capital gains and losses

Security description	Method	Quantity or face value	Purchase date	Sale date	Sale amount (\$)	Cost basis (\$)	Wash sale cost basis adjustment (\$)	Loss (\$)	Gain (\$)
ARCELIK ANONIM SIRKETI ADR	FIFO	25 000	Sep 08, 14	Mar 01, 16	801 38	772 67			28 71
	FIFO	90 000	Sep 11, 14	Mar 01, 16	2,884 99	2,665 57			219 42
	FIFO	15 000	Oct 20, 14	Mar 01, 16	480 83	426 47			54 36
	FIFO	200 000	Oct 20, 14	Apr 11, 16	6,711 27	5,686 24			1,025 03
	FIFO	87 000	Oct 20, 14	Jun 01, 16	2,886 09	2,473 51			412 58
	FIFO	83 000	Oct 21, 14	Jun 01, 16	2,753 39	2,377 25			376 14
AXIATA GROUP BHD MYR	FIFO	6,150 000	Jun 27, 13	Apr 15, 16	9,185 44	13,035 54		-3,850 10	
BANK PEKAO SA PLN	FIFO	45 000	Aug 14, 13	Jun 02, 16	1,641 41	2,567 46		-926 05	
	FIFO	205 000	Sep 19, 13	Jun 02, 16	7,477 54	11,849 35		-4,371 81	
	FIFO	35 000	Sep 19, 13	Jun 22, 16	1,245 80	2,023 06		-777 26	
	FIFO	190 000	Dec 17, 13	Jun 22, 16	6,762 91	11,316 02		-4,553 11	
BAOXIN AUTO GROUP LTD HKD	Adjustment	3,500 000	May 06, 15	Jun 30, 16	2,701 55	2,687 30			14 25
	Adjustment	15,380 000	May 07, 15	Jun 30, 16	11,871 38	11,345 83			525 55
BID CORP LTD ZAR	FIFO	790 000	Apr 11, 13	Nov 29, 16	14,182 64	13,826 40			356 24
BIDVEST GROUP LTD NEW ZAR	FIFO	110 000	Feb 24, 12	Apr 06, 16	2,555 27	2,530 13			25 14
	FIFO	90 000	Apr 11, 13	Apr 06, 16	2,090 67	2,331 60		-240 93	
CATHAY PAC AIRWAYS HKD	FIFO	323 000	Feb 09, 15	Apr 29, 16	513 30	717 22		-203 92	
0 200 PV ORD HKD	FIFO	652 000	Feb 10, 15	Apr 29, 16	1,036 14	1,440 40		-404 26	
	FIFO	788 000	Feb 11, 15	Apr 29, 16	1,252 26	1,777 26		-525 00	
CHINA MERCHANTS HOLDINGS INTL ORD HKD	FIFO	1,440 000	Jan 05, 15	Jan 29, 16	3,750 27	4,886 06		-1,135 79	
	FIFO	1,070 000	Jan 06, 15	Jan 29, 16	2,786 65	3,532 71		-746 06	
	FIFO	1,040 000	Jan 07, 15	Jan 29, 16	2,708 53	3,466 74		-758 21	
	FIFO	450 000	Jan 08, 15	Jan 29, 16	1,171 96	1,537 43		-365 47	
	FIFO	780 000	Jan 08, 15	Oct 31, 16	2,022 78	2,664 87		-642 09	
	FIFO	230 000	Feb 03, 15	Oct 31, 16	596 46	833 89		-237 43	
	FIFO	40 000	Feb 04, 15	Oct 31, 16	103 73	146 56		-42 83	

continued next page



Managed Accounts Consulting

Account name: THE LUPE MURCHISON
 Friendly account name: SC EM
 Account number: ~~XXXXXXXXXX~~

Your Financial Advisor:
 ALLEN, HOGAN, TURNER
 713-350-8000/888-299-1232

Realized gains and losses (continued)

Long-term capital gains and losses (continued)

Security description	Method	Quantity or face value	Purchase date	Sale date	Sale amount (\$)	Cost basis (\$)	Wash sale cost basis adjustment (\$)	Loss (\$)	Gain (\$)
	FIFO	1,000 000	Feb 04, 15	Nov 01, 16	2,620 24	3,663 90		-1,043 66	
	FIFO	420 000	Feb 05, 15	Nov 01, 16	1,100 50	1,526 07		-425 57	
	FIFO	160 000	Feb 06, 15	Nov 01, 16	419 24	588 29		-169 05	
	FIFO	480 000	Feb 06, 15	Nov 02, 16	1,242 07	1,764 86		-522 79	
	FIFO	470 000	Apr 08, 15	Nov 02, 16	1,216 20	1,975 08		-758 88	
CK HUTCHISON HLDGS LTD HKD	FIFO	800 000	Oct 07, 15	Oct 24, 16	9,996 88	10,716 08		-719 20	
FIBRA UNO ADMINISTRATION SA REIT MXN	FIFO	2,100 000	Apr 09, 13	Oct 12, 16	3,922 51	7,325 84		-3,403 33	
	FIFO	950 000	Apr 10, 13	Oct 12, 16	1,774 47	3,338 29		-1,563 82	
	FIFO	1,070 000	Apr 10, 13	Oct 13, 16	1,985 24	3,759 98		-1,774 74	
	FIFO	1,340 000	Apr 10, 13	Nov 28, 16	2,042 79	4,708 75		-2,665 96	
	FIFO	3,345 000	Apr 10, 13	Nov 29, 16	5,083 29	11,754 30		-6,671 01	
	FIFO	295 000	Apr 10, 13	Nov 30, 16	447 09	1,036 63		-589 54	
FORD OTOMOTIV SANAYI A S ADR	FIFO	130 000	Aug 21, 15	Nov 22, 16	5,579 77	6,775 63		-1,195 86	
	FIFO	50 000	Aug 21, 15	Nov 23, 16	2,089 30	2,606 02		-516 72	
	FIFO	10 000	Oct 06, 15	Nov 23, 16	417 86	551 51		-133 65	
GREEK ORGANISATION OF FOOTBALL ADR	FIFO	470 000	Oct 02, 13	Apr 08, 16	1,646 52	2,705 20		-1,058 68	
	FIFO	250 000	Oct 02, 13	Apr 08, 16	875 80	1,438 91		-563 11	
	FIFO	640 000	Oct 03, 13	Apr 08, 16	2,242 07	3,853 27		-1,611 20	
GRUPO FIN SANTANDER MEXICO SER B SPON ADR	FIFO	10 000	Dec 11, 12	Mar 23, 16	88 54	155 60		-67 06	
	FIFO	330 000	Dec 21, 12	Mar 23, 16	2,921 95	5,314 09		-2,392 14	
	FIFO	880 000	Dec 21, 12	Nov 15, 16	6,488 19	14,170 90		-7,682 71	
	FIFO	330 000	Dec 21, 12	Nov 22, 16	2,442 18	5,314 09		-2,871 91	
	FIFO	90 000	Dec 21, 12	Nov 30, 16	631 35	1,449 30		-817 95	
	FIFO	120 000	Jan 14, 13	Nov 30, 16	841 81	2,114 18		-1,272 37	
	FIFO	100 000	Jan 15, 13	Nov 30, 16	701 50	1,735 74		-1,034 24	

continued next page



Managed Accounts Consulting

Account name: THE LUPE MURCHISON
Friendly account name: SC EM
Account number: [REDACTED]

Your Financial Advisor:
ALLEN, HOGAN, TURNER
713-350-8000/888-299-1232

Realized gains and losses (continued)

Long-term capital gains and losses (continued)

Security description	Method	Quantity or face value	Purchase date	Sale date	Sale amount (\$)	Cost basis (\$)	Wash sale cost basis adjustment(\$)	Loss (\$)	Gain (\$)
ITAU UNIBANCO HLDG SA ADR	FIFO	90 000	Apr 07, 15	Nov 30, 16	631 36	1,023 80		-392 44	
	FIFO	200 000	Apr 08, 15	Nov 30, 16	1,403 00	2,298 64		-895 64	
	FIFO	170 000	Apr 09, 15	Nov 30, 16	1,192 56	1,921 94		-729 38	
KOMERCNI BANKA AS CZK	FIFO	0 600	Jul 13, 15	Oct 25, 16	6 79	6 05			0 74
	FIFO	300 000	Aug 18, 15	Aug 19, 16	10,440 94	13,379 90		-2,938 96	
	FIFO	50 000	Aug 18, 15	Dec 15, 16	1,675 49	2,229 98		-554 49	
MMC NORILSK NICKEL PJSC SPON ADR	FIFO	75 000	Aug 25, 15	Dec 15, 16	2,513 24	3,270 34		-757 10	
	FIFO	75 000	Aug 26, 15	Dec 15, 16	2,513 24	3,228 35		-715 11	
	FIFO	250 000	Sep 18, 15	Dec 15, 16	8,377 47	11,829 24		-3,451 77	
MIMI HOLDINGS LTD ZAR	FIFO	320 000	Mar 27, 13	May 10, 16	4,238 44	5,292 74		-1,054 30	
	FIFO	100 000	Nov 01, 13	May 10, 16	1,324 51	1,526 11		-201 60	
	FIFO	190 000	Nov 01, 13	Jun 02, 16	2,576 74	2,899 61		-322 87	
MTN GROUP LTD SHS ZAR	FIFO	4,080 000	Dec 27, 12	Nov 22, 16	6,546 22	10,653 29		-4,107 07	
	FIFO	130 000	Mar 18, 14	Nov 22, 16	208 58	295 49		-86 91	
	FIFO	1,035 000	Jul 07, 11	May 18, 16	8,342 10	22,321 74		-13,979 64	
NAGACORP LTD	FIFO	249 000	Feb 24, 12	May 18, 16	2,006 94	4,420 65		-2,413 71	
	FIFO	481 000	Feb 24, 12	Jun 01, 16	3,803 42	8,539 48		-4,736 06	
	FIFO	90 000	Nov 26, 14	Dec 29, 16	49 53	72 47		-22 94	
NAMPAK LTD ZAR	FIFO	6,160 000	Nov 28, 14	Dec 29, 16	3,390 40	4,984 05		-1,593 65	
	FIFO	3,470 000	Nov 28, 14	Dec 30, 16	1,974 04	2,807 58		-833 54	
	FIFO	1,900 000	Jul 14, 15	Dec 30, 16	1,080 89	1,470 60		-389 71	
	FIFO	1,760 000	Jul 15, 15	Dec 30, 16	1,001 24	1,365 59		-364 35	
	FIFO	1,260 000	Apr 16, 15	Jul 06, 16	1,562 49	4,340 07		-2,777 58	
	FIFO	1,290 000	Apr 17, 15	Jul 06, 16	1,599 70	4,477 33		-2,877 63	
	FIFO	210 000	Apr 17, 15	Sep 12, 16	274 32	728 87		-454 55	
	FIFO	940 000	Apr 20, 15	Sep 12, 16	1,227 89	3,293 85		-2,065 96	
	FIFO	520 000	Apr 21, 15	Sep 12, 16	679 26	1,825 51		-1,146 25	
	FIFO	190 000	Apr 21, 15	Sep 13, 16	246 63	667 02		-420 39	

continued next page



Managed Accounts Consulting

Account name: THE LUPE MURCHISON
Friendly account name: SC EM
Account number: [REDACTED]

Your Financial Advisor:
ALLEN, HOGAN, TURNER
713-350-8000/888-299-1232

Realized gains and losses (continued)

Long-term capital gains and losses (continued)

Security description	Method	Quantity or face value	Purchase date	Sale date	Sale amount (\$)	Cost basis (\$)	Wash sale cost basis adjustment (\$)	Loss (\$)	Gain (\$)
P T TELEKOMUNIKASI INDONESIA SPON ADR	FIFO	700 000	Apr 22, 15	Sep 13, 16	908 65	2,455 88		-1,547 23	
	FIFO	440 000	Apr 23, 15	Sep 13, 16	571 15	1,562 31		-991 16	
	FIFO	620 000	Apr 23, 15	Sep 14, 16	795 50	2,201 43		-1,405 93	
PETROCHINA CO LTD SPON ADR	FIFO	75 000	Dec 21, 12	Jan 28, 16	3,518 94	2,744 25			774 69
	FIFO	40 000	Aug 08, 14	Mar 14, 16	2,783 66	5,358 35		-2,574 69	
	FIFO	20 000	Aug 08, 14	Sep 08, 16	1,342 72	2,679 18		-1,336 46	
	FIFO	60 000	Aug 11, 14	Sep 08, 16	4,028 14	8,189 23		-4,161 09	
PHILIPPINE LONG DISTANCE TEL CO SPON ADR *NAME CHANGE EFF 09/2016* ADR	FIFO	30 000	Dec 21, 12	Jan 28, 16	1,374 88	1,860 90		-486 02	
PING AN INSURANCE GROUP CO H CNY	FIFO	1,800 000	Dec 29, 14	Jan 29, 16	7,797 82	9,210 42		-1,412 60	
PLA ADMINISTRADORA INDL REIT MXN	FIFO	720 000	Mar 11, 14	Nov 28, 16	969 97	1,333 21		-363 24	
	FIFO	430 000	Mar 12, 14	Nov 28, 16	579 28	794 32		-215 04	
	FIFO	1,480 000	Mar 12, 14	Nov 30, 16	2,025 18	2,733 96		-708 78	
	FIFO	430 000	Mar 14, 14	Nov 30, 16	588 40	793 76		-205 36	
POWSZECHNY ZAKLAD UBEPieczEN SA PLN	FIFO	630 000	May 15, 13	Feb 11, 16	5,097 09	8,610 82		-3,513 73	
SABMILLER PLC	FIFO	65 000	Jun 06, 12	Aug 19, 16	3,709 16	2,487 10			1,222 06
	FIFO	305 000	Dec 24, 12	Aug 19, 16	17,404 54	14,341 74			3,062 80
	Adjustment	230 000	Dec 24, 12	Oct 05, 16	12,616 65	10,815 08			1,801 57
	Adjustment	110 000	Aug 25, 15	Oct 05, 16	6,034 05	5,203 57			830 48
SATS ARPT SERVICES SGD	FIFO	1,630 000	Feb 28, 14	Jan 29, 16	4,374 19	3,885 60			488 59
	FIFO	490 000	Apr 16, 15	May 10, 16	1,556 39	1,142 34			414 05
	FIFO	460 000	Apr 17, 15	May 10, 16	1,461 10	1,071 11			389 99
	FIFO	900 000	Apr 17, 15	Jun 02, 16	2,704 05	2,095 65			608 40
	FIFO	770 000	Apr 17, 15	Jun 03, 16	2,305 02	1,792 95			512 07
	FIFO	640 000	Apr 20, 15	Jun 03, 16	1,915 87	1,479 87			436 00

continued next page



Managed Accounts Consulting

Account name: THE LUPE MURCHISON
Friendly account name: SC EM
Account number: ~~XXXXXXXXXX~~

Your Financial Advisor:
ALLEN, HOGAN, TURNER
713-350-8000/888-299-1232

Realized gains and losses (continued)

Long-term capital gains and losses (continued)

Security description	Method	Quantity or face value	Purchase date	Sale date	Sale amount (\$)	Cost basis (\$)	Wash sale cost basis adjustment (\$)	Loss (\$)	Gain (\$)
	FIFO	620 000	Apr 23, 15	Jun 03, 16	1,855 99	1,429 84			426 15
SILICON MOTION TECHNOLOGY CORP ADS ADR	FIFO	169 000	Jun 30, 14	Mar 30, 16	6,682 01	3,396 50			3,285 51
	FIFO	11 000	Aug 06, 14	Mar 30, 16	434 92	270 15			164 77
	FIFO	159 000	Aug 06, 14	Jul 07, 16	8,030 28	3,904 90			4,125 38
	FIFO	50 000	Aug 07, 14	Jul 07, 16	2,525 24	1,217 35			1,307 89
STATE BANK OF INDIA GDRS REG SHS INR	FIFO	20 000	May 21, 14	May 04, 16	539 85	839 69		-299 84	
	FIFO	70 000	May 23, 14	May 04, 16	1,889 47	3,227 03		-1,337 56	
	FIFO	130 000	May 23, 14	May 06, 16	3,553 08	5,993 06		-2,439 98	
	FIFO	60 000	May 27, 14	May 06, 16	1,639 88	2,703 05		-1,063 17	
	FIFO	80 000	Jun 09, 14	May 06, 16	2,186 52	3,708 21		-1,521 69	
	FIFO	10 000	Jun 10, 14	May 06, 16	273 31	452 02		-178 71	
	FIFO	30 000	Jun 10, 14	May 09, 16	839 65	1,356 04		-516 39	
	FIFO	170 000	Sep 04, 14	May 09, 16	4,758 01	7,066 52		-2,308 51	
	FIFO	110 000	Sep 04, 14	Jun 22, 16	3,399 00	4,572 45		-1,173 45	
	FIFO	100 000	Oct 29, 14	Jun 22, 16	3,090 00	4,299 17		-1,209 17	
SUNNY OPTICAL TECHNOLOGY GROUP HKD	FIFO	2,627 000	Mar 24, 14	Jan 29, 16	5,417 82	2,743 38			2,674 44
TAIWAN SEMICONDUCTOR MFG CO LTD ADR	FIFO	150 000	Jul 06, 11	Jan 28, 16	3,240 69	1,881 00			1,359 69
	FIFO	20 000	Jul 06, 11	Feb 09, 16	448 05	250 80			197 25
TELEVISION BROADCASTS LTD HKD	FIFO	260 000	Feb 07, 14	Feb 16, 16	920 46	1,599 68		-679 22	
	FIFO	970 000	Feb 10, 14	Feb 16, 16	3,434 02	6,038 74		-2,604 72	
TEVA PHARMACEUTICALS IND LTD ISRAEL ADR	FIFO	275 000	Feb 28, 14	Apr 27, 16	15,300 67	13,840 78			1,459 89
VALUE PARTNERS GROUP LTD HKD	FIFO	1,150 000	Nov 05, 13	Nov 22, 16	1,028 22	699 89			328 33
Total					\$379,828.97	\$496,763.62		-\$145,842.81	\$28,908.16
Net long-term capital gains or losses								-\$116,934.65	
Net capital gains/losses:								-\$134,682.03	