



See a Social Security Number? Say Something!
Report Privacy Problems to <https://public.resource.org/privacy>
Or call the IRS Identity Theft Hotline at 1-800-908-4490



Form **990-PF**
 Department of the Treasury
 Internal Revenue Service

Return of Private Foundation
or Section 4947(a)(1) Trust Treated as Private Foundation
 ▶ Do not enter social security numbers on this form as it may be made public.
 ▶ Information about Form 990-PF and its instructions is at www.irs.gov/form990pf.

OMB No 1545-0052
2016
Open to Public Inspection

For calendar year 2016, or tax year beginning 01-01-2016 , and ending 12-31-2016

Name of foundation THE SCHULTZ FOUNDATION INC		A Employer identification number 59-1055869	
Number and street (or P O box number if mail is not delivered to street address) 118 WEST ADAMS STREET		B Telephone number (see instructions) (904) 354-3603	
City or town, state or province, country, and ZIP or foreign postal code JACKSONVILLE, FL 32202		C If exemption application is pending, check here <input type="checkbox"/>	
G Check all that apply: <input type="checkbox"/> Initial return <input type="checkbox"/> Initial return of a former public charity <input type="checkbox"/> Final return <input type="checkbox"/> Amended return <input type="checkbox"/> Address change <input type="checkbox"/> Name change		D 1. Foreign organizations, check here <input type="checkbox"/> 2. Foreign organizations meeting the 85% test, check here and attach computation <input type="checkbox"/>	
H Check type of organization: <input checked="" type="checkbox"/> Section 501(c)(3) exempt private foundation <input type="checkbox"/> Section 4947(a)(1) nonexempt charitable trust <input type="checkbox"/> Other taxable private foundation		E If private foundation status was terminated under section 507(b)(1)(A), check here <input type="checkbox"/>	
I Fair market value of all assets at end of year (from Part II, col (c), line 16) ▶ \$ 3,382,701		J Accounting method: <input type="checkbox"/> Cash <input checked="" type="checkbox"/> Accrual <input type="checkbox"/> Other (specify) _____ (Part I, column (d) must be on cash basis)	
		F If the foundation is in a 60-month termination under section 507(b)(1)(B), check here <input type="checkbox"/>	

Part I Analysis of Revenue and Expenses (The total of amounts in columns (b), (c), and (d) may not necessarily equal the amounts in column (a) (see instructions))		(a) Revenue and expenses per books	(b) Net investment income	(c) Adjusted net income	(d) Disbursements for charitable purposes (cash basis only)
Revenue	1 Contributions, gifts, grants, etc., received (attach schedule)				
	2 Check <input checked="" type="checkbox"/> if the foundation is not required to attach Sch B				
	3 Interest on savings and temporary cash investments	27,203	27,203	27,203	
	4 Dividends and interest from securities	39,834	39,762	39,834	
	5a Gross rents				
	b Net rental income or (loss)				
	6a Net gain or (loss) from sale of assets not on line 10	22,062			
	b Gross sales price for all assets on line 6a 3,529,690				
	7 Capital gain net income (from Part IV, line 2)				
	8 Net short-term capital gain				
	9 Income modifications				
	10a Gross sales less returns and allowances				
b Less Cost of goods sold					
c Gross profit or (loss) (attach schedule)					
11 Other income (attach schedule)	7,819	7,819	7,819		
12 Total. Add lines 1 through 11	96,918	74,784	74,856		
Operating and Administrative Expenses	13 Compensation of officers, directors, trustees, etc	49,503			
	14 Other employee salaries and wages				
	15 Pension plans, employee benefits				
	16a Legal fees (attach schedule)				
	b Accounting fees (attach schedule)	10,251	10,251		
	c Other professional fees (attach schedule)				
	17 Interest				
	18 Taxes (attach schedule) (see instructions)	5,292	5,292		
	19 Depreciation (attach schedule) and depletion				
	20 Occupancy				
	21 Travel, conferences, and meetings				
	22 Printing and publications				
	23 Other expenses (attach schedule)	92,992	92,992		
	24 Total operating and administrative expenses. Add lines 13 through 23	158,038	108,535		
	25 Contributions, gifts, grants paid	190,261			190,261
26 Total expenses and disbursements. Add lines 24 and 25	348,299	108,535		190,261	
27 Subtract line 26 from line 12					
a Excess of revenue over expenses and disbursements	-251,381				
b Net investment income (if negative, enter -0-)		0			
c Adjusted net income (if negative, enter -0-)			74,856		

Part II Balance Sheets Attached schedules and amounts in the description column should be for end-of-year amounts only (See instructions)		Beginning of year	End of year	
		(a) Book Value	(b) Book Value	(c) Fair Market Value
Assets	1 Cash—non-interest-bearing	9,772	49,423	49,423
	2 Savings and temporary cash investments	78,429	7,188	7,188
	3 Accounts receivable ▶ _____ Less allowance for doubtful accounts ▶ _____			
	4 Pledges receivable ▶ _____ Less allowance for doubtful accounts ▶ _____			
	5 Grants receivable			
	6 Receivables due from officers, directors, trustees, and other disqualified persons (attach schedule) (see instructions)			
	7 Other notes and loans receivable (attach schedule) ▶ _____ Less allowance for doubtful accounts ▶ _____			
	8 Inventories for sale or use			
	9 Prepaid expenses and deferred charges			
	10a Investments—U S and state government obligations (attach schedule)	442,175	472,666	445,924
	b Investments—corporate stock (attach schedule)	2,025,585	1,928,826	2,341,681
	c Investments—corporate bonds (attach schedule)	580,648	472,986	471,165
	11 Investments—land, buildings, and equipment basis ▶ _____ Less accumulated depreciation (attach schedule) ▶ _____			
	12 Investments—mortgage loans			
	13 Investments—other (attach schedule)	113,754	67,320	67,320
	14 Land, buildings, and equipment basis ▶ _____ Less accumulated depreciation (attach schedule) ▶ _____			
15 Other assets (describe ▶ _____)				
16 Total assets (to be completed by all filers—see the instructions Also, see page 1, item I)	3,250,363	2,998,409	3,382,701	
Liabilities	17 Accounts payable and accrued expenses	573		
	18 Grants payable.			
	19 Deferred revenue			
	20 Loans from officers, directors, trustees, and other disqualified persons			
	21 Mortgages and other notes payable (attach schedule).			
	22 Other liabilities (describe ▶ _____)			
	23 Total liabilities (add lines 17 through 22)	573	0	
Net Assets or Fund Balances	Foundations that follow SFAS 117, check here <input checked="" type="checkbox"/> and complete lines 24 through 26 and lines 30 and 31.			
	24 Unrestricted	3,249,790	2,998,409	
	25 Temporarily restricted			
	26 Permanently restricted			
	Foundations that do not follow SFAS 117, check here <input type="checkbox"/> and complete lines 27 through 31.			
	27 Capital stock, trust principal, or current funds			
	28 Paid-in or capital surplus, or land, bldg, and equipment fund			
29 Retained earnings, accumulated income, endowment, or other funds				
30 Total net assets or fund balances (see instructions)	3,249,790	2,998,409		
31 Total liabilities and net assets/fund balances (see instructions) .	3,250,363	2,998,409		

Part III Analysis of Changes in Net Assets or Fund Balances

1 Total net assets or fund balances at beginning of year—Part II, column (a), line 30 (must agree with end-of-year figure reported on prior year's return)	1	3,249,790
2 Enter amount from Part I, line 27a	2	-251,381
3 Other increases not included in line 2 (itemize) ▶ _____	3	
4 Add lines 1, 2, and 3	4	2,998,409
5 Decreases not included in line 2 (itemize) ▶ _____	5	
6 Total net assets or fund balances at end of year (line 4 minus line 5)—Part II, column (b), line 30 .	6	2,998,409

Part IV Capital Gains and Losses for Tax on Investment Income

(a) List and describe the kind(s) of property sold (e.g., real estate, 2-story brick warehouse, or common stock, 200 shs MLC Co)	(b) How acquired P—Purchase D—Donation	(c) Date acquired (mo, day, yr)	(d) Date sold (mo, day, yr)
1a			

(e) Gross sales price	(f) Depreciation allowed (or allowable)	(g) Cost or other basis plus expense of sale	(h) Gain or (loss) (e) plus (f) minus (g)
a			
b			
c			
d			
e			

Complete only for assets showing gain in column (h) and owned by the foundation on 12/31/69			(l) Gains (Col (h) gain minus col (k), but not less than -0-) or Losses (from col (h))
(i) F M V as of 12/31/69	(j) Adjusted basis as of 12/31/69	(k) Excess of col (i) over col (j), if any	
a			
b			
c			
d			
e			

2 Capital gain net income or (net capital loss)	2	
{ If gain, also enter in Part I, line 7 If (loss), enter -0- in Part I, line 7 }		
3 Net short-term capital gain or (loss) as defined in sections 1222(5) and (6)	3	
{ If gain, also enter in Part I, line 8, column (c) (see instructions) If (loss), enter -0- in Part I, line 8 }		

Part V Qualification Under Section 4940(e) for Reduced Tax on Net Investment Income

(For optional use by domestic private foundations subject to the section 4940(a) tax on net investment income)

If section 4940(d)(2) applies, leave this part blank

Was the foundation liable for the section 4942 tax on the distributable amount of any year in the base period? Yes No
 If "Yes," the foundation does not qualify under section 4940(e) Do not complete this part

1 Enter the appropriate amount in each column for each year, see instructions before making any entries

(a) Base period years Calendar year (or tax year beginning in)	(b) Adjusted qualifying distributions	(c) Net value of noncharitable-use assets	(d) Distribution ratio (col (b) divided by col (c))
2015	158,831	3,616,595	0.043917
2014	183,711	3,724,603	0.049324
2013	145,118	3,523,450	0.041186
2012	184,390	3,307,691	0.055746
2011	133,756	3,153,891	0.042410

2 Total of line 1, column (d)	2	0.232583
3 Average distribution ratio for the 5-year base period—divide the total on line 2 by 5, or by the number of years the foundation has been in existence if less than 5 years	3	0.046517
4 Enter the net value of noncharitable-use assets for 2016 from Part X, line 5	4	3,053,786
5 Multiply line 4 by line 3	5	142,053
6 Enter 1% of net investment income (1% of Part I, line 27b)	6	
7 Add lines 5 and 6	7	142,053
8 Enter qualifying distributions from Part XII, line 4	8	190,261

If line 8 is equal to or greater than line 7, check the box in Part VI, line 1b, and complete that part using a 1% tax rate See the Part VI instructions

Part VI Excise Tax Based on Investment Income (Section 4940(a), 4940(b), 4940(e), or 4948—see instructions)

Table with 11 rows for excise tax calculations. Includes fields for exempt foundations, domestic foundations, tax under section 511, subtitle A tax, total credits, and tax due/overpayment. Total amount of 907 is shown in line 11.

Part VII-A Statements Regarding Activities

Table with 10 rows for activity statements. Columns include question number, 'Yes', and 'No' responses. Questions cover political campaign influence, political expenditures, unrelated business income, and substantial contributors.

Part VII-A Statements Regarding Activities (continued)

11 At any time during the year, did the foundation, directly or indirectly, own a controlled entity within the meaning of section 512(b)(13)? If "Yes," attach schedule (see instructions). 11 No
12 Did the foundation make a distribution to a donor advised fund over which the foundation or a disqualified person had advisory privileges? If "Yes," attach statement (see instructions) 12 No
13 Did the foundation comply with the public inspection requirements for its annual returns and exemption application? Website address N/A 13 Yes
14 The books are in care of JOHN R SCHULTZ Telephone no (904) 354-3603
Located at 118 WEST ADAMS STREET SUITE 600 JACKSONVILLE FL ZIP+4 32202
15 Section 4947(a)(1) nonexempt charitable trusts filing Form 990-PF in lieu of Form 1041 -Check here 15
16 At any time during calendar year 2016, did the foundation have an interest in or a signature or other authority over a bank, securities, or other financial account in a foreign country? See instructions for exceptions and filing requirements for FinCEN Form 114, Report of Foreign Bank and Financial Accounts (FBAR) If "Yes," enter the name of the foreign country

Part VII-B Statements Regarding Activities for Which Form 4720 May Be Required

File Form 4720 if any item is checked in the "Yes" column, unless an exception applies.
1a During the year did the foundation (either directly or indirectly)
(1) Engage in the sale or exchange, or leasing of property with a disqualified person? Yes No
(2) Borrow money from, lend money to, or otherwise extend credit to (or accept it from) a disqualified person? Yes No
(3) Furnish goods, services, or facilities to (or accept them from) a disqualified person? Yes No
(4) Pay compensation to, or pay or reimburse the expenses of, a disqualified person? Yes No
(5) Transfer any income or assets to a disqualified person (or make any of either available for the benefit or use of a disqualified person)? Yes No
(6) Agree to pay money or property to a government official? (Exception. Check "No" if the foundation agreed to make a grant to or to employ the official for a period after termination of government service, if terminating within 90 days). Yes No
b If any answer is "Yes" to 1a(1)-(6), did any of the acts fail to qualify under the exceptions described in Regulations section 53.4941(d)-3 or in a current notice regarding disaster assistance (see instructions)? Organizations relying on a current notice regarding disaster assistance check here.
c Did the foundation engage in a prior year in any of the acts described in 1a, other than excepted acts, that were not corrected before the first day of the tax year beginning in 2016?
2 Taxes on failure to distribute income (section 4942) (does not apply for years the foundation was a private operating foundation defined in section 4942(j)(3) or 4942(j)(5))
a At the end of tax year 2016, did the foundation have any undistributed income (lines 6d and 6e, Part XIII) for tax year(s) beginning before 2016? If "Yes," list the years 20, 20, 20, 20
b Are there any years listed in 2a for which the foundation is not applying the provisions of section 4942(a)(2) (relating to incorrect valuation of assets) to the year's undistributed income? (If applying section 4942(a)(2) to all years listed, answer "No" and attach statement-see instructions)
c If the provisions of section 4942(a)(2) are being applied to any of the years listed in 2a, list the years here 20, 20, 20, 20
3a Did the foundation hold more than a 2% direct or indirect interest in any business enterprise at any time during the year? Yes No
b If "Yes," did it have excess business holdings in 2016 as a result of (1) any purchase by the foundation or disqualified persons after May 26, 1969, (2) the lapse of the 5-year period (or longer period approved by the Commissioner under section 4943(c)(7)) to dispose of holdings acquired by gift or bequest, or (3) the lapse of the 10-, 15-, or 20-year first phase holding period?(Use Schedule C, Form 4720, to determine if the foundation had excess business holdings in 2016).
4a Did the foundation invest during the year any amount in a manner that would jeopardize its charitable purposes?
b Did the foundation make any investment in a prior year (but after December 31, 1969) that could jeopardize its charitable purpose that had not been removed from jeopardy before the first day of the tax year beginning in 2016?

Part VII-B Statements Regarding Activities for Which Form 4720 May Be Required (Continued)

5a During the year did the foundation pay or incur any amount to

(1) Carry on propaganda, or otherwise attempt to influence legislation (section 4945(e))? Yes No

(2) Influence the outcome of any specific public election (see section 4955), or to carry on, directly or indirectly, any voter registration drive? Yes No

(3) Provide a grant to an individual for travel, study, or other similar purposes? Yes No

(4) Provide a grant to an organization other than a charitable, etc., organization described in section 4945(d)(4)(A)? (see instructions). Yes No

(5) Provide for any purpose other than religious, charitable, scientific, literary, or educational purposes, or for the prevention of cruelty to children or animals? Yes No

b If any answer is "Yes" to 5a(1)–(5), did **any** of the transactions fail to qualify under the exceptions described in Regulations section 53.4945 or in a current notice regarding disaster assistance (see instructions)? Yes No
 Organizations relying on a current notice regarding disaster assistance check here.

c If the answer is "Yes" to question 5a(4), does the foundation claim exemption from the tax because it maintained expenditure responsibility for the grant? Yes No
 If "Yes," attach the statement required by Regulations section 53.4945–5(d)

6a Did the foundation, during the year, receive any funds, directly or indirectly, to pay premiums on a personal benefit contract? Yes No

b Did the foundation, during the year, pay premiums, directly or indirectly, on a personal benefit contract? Yes No
 If "Yes" to 6b, file Form 8870

7a At any time during the tax year, was the foundation a party to a prohibited tax shelter transaction? Yes No

b If yes, did the foundation receive any proceeds or have any net income attributable to the transaction? Yes No

Part VIII Information About Officers, Directors, Trustees, Foundation Managers, Highly Paid Employees, and Contractors

1 List all officers, directors, trustees, foundation managers and their compensation (see instructions).

(a) Name and address	Title, and average hours per week (b) devoted to position	(c) Compensation (If not paid, enter -0-)	(d) Contributions to employee benefit plans and deferred compensation	Expense account, (e) other allowances
See Additional Data Table				

2 Compensation of five highest-paid employees (other than those included on line 1—see instructions). If none, enter "NONE."

(a) Name and address of each employee paid more than \$50,000	Title, and average hours per week (b) devoted to position	(c) Compensation	(d) Contributions to employee benefit plans and deferred compensation	Expense account, (e) other allowances
NONE				

Total number of other employees paid over \$50,000.

Part VIII Information About Officers, Directors, Trustees, Foundation Managers, Highly Paid Employees, and Contractors (continued)

3 Five highest-paid independent contractors for professional services (see instructions). If none, enter "NONE".

(a) Name and address of each person paid more than \$50,000	(b) Type of service	(c) Compensation
NONE		

Total number of others receiving over \$50,000 for professional services. ▶

Part IX-A Summary of Direct Charitable Activities

List the foundation's four largest direct charitable activities during the tax year. Include relevant statistical information such as the number of organizations and other beneficiaries served, conferences convened, research papers produced, etc

	Expenses
1	
2	
3	
4	

Part IX-B Summary of Program-Related Investments (see instructions)

Describe the two largest program-related investments made by the foundation during the tax year on lines 1 and 2

	Amount
1 N/A	
2	
All other program-related investments. See instructions	
3	

Total. Add lines 1 through 3 ▶

Part X Minimum Investment Return (All domestic foundations must complete this part. Foreign foundations, see instructions.)

1	Fair market value of assets not used (or held for use) directly in carrying out charitable, etc., purposes		
a	Average monthly fair market value of securities.	1a	2,941,652
b	Average of monthly cash balances.	1b	95,317
c	Fair market value of all other assets (see instructions).	1c	63,321
d	Total (add lines 1a, b, and c).	1d	3,100,290
e	Reduction claimed for blockage or other factors reported on lines 1a and 1c (attach detailed explanation).	1e	
2	Acquisition indebtedness applicable to line 1 assets.	2	
3	Subtract line 2 from line 1d.	3	3,100,290
4	Cash deemed held for charitable activities. Enter 1 1/2% of line 3 (for greater amount, see instructions).	4	46,504
5	Net value of noncharitable-use assets. Subtract line 4 from line 3. Enter here and on Part V, line 4.	5	3,053,786
6	Minimum investment return. Enter 5% of line 5.	6	152,689

Part XI Distributable Amount (see instructions) (Section 4942(j)(3) and (j)(5) private operating foundations and certain foreign organizations check here and do not complete this part.)

1	Minimum investment return from Part X, line 6.	1	152,689
2a	Tax on investment income for 2016 from Part VI, line 5.	2a	
b	Income tax for 2016 (This does not include the tax from Part VI).	2b	
c	Add lines 2a and 2b.	2c	
3	Distributable amount before adjustments. Subtract line 2c from line 1.	3	152,689
4	Recoveries of amounts treated as qualifying distributions.	4	
5	Add lines 3 and 4.	5	152,689
6	Deduction from distributable amount (see instructions).	6	
7	Distributable amount as adjusted. Subtract line 6 from line 5. Enter here and on Part XIII, line 1.	7	152,689

Part XII Qualifying Distributions (see instructions)

1	Amounts paid (including administrative expenses) to accomplish charitable, etc., purposes		
a	Expenses, contributions, gifts, etc.—total from Part I, column (d), line 26.	1a	190,261
b	Program-related investments—total from Part IX-B.	1b	
2	Amounts paid to acquire assets used (or held for use) directly in carrying out charitable, etc., purposes.	2	
3	Amounts set aside for specific charitable projects that satisfy the		
a	Suitability test (prior IRS approval required).	3a	
b	Cash distribution test (attach the required schedule).	3b	
4	Qualifying distributions. Add lines 1a through 3b. Enter here and on Part V, line 8, and Part XIII, line 4.	4	190,261
5	Foundations that qualify under section 4940(e) for the reduced rate of tax on net investment income. Enter 1% of Part I, line 27b (see instructions).	5	
6	Adjusted qualifying distributions. Subtract line 5 from line 4.	6	190,261

Note: The amount on line 6 will be used in Part V, column (b), in subsequent years when calculating whether the foundation qualifies for the section 4940(e) reduction of tax in those years.

Part XIII Undistributed Income (see instructions)

	(a) Corpus	(b) Years prior to 2015	(c) 2015	(d) 2016
1 Distributable amount for 2016 from Part XI, line 7				152,689
2 Undistributed income, if any, as of the end of 2016				
a Enter amount for 2015 only.			1,875	
b Total for prior years 20___, 20___, 20___				
3 Excess distributions carryover, if any, to 2016				
a From 2011.				
b From 2012.				
c From 2013.				
d From 2014.				
e From 2015.				
f Total of lines 3a through e.				
4 Qualifying distributions for 2016 from Part XII, line 4 ▶ \$ <u>190,261</u>				
a Applied to 2015, but not more than line 2a			1,875	
b Applied to undistributed income of prior years (Election required—see instructions).				
c Treated as distributions out of corpus (Election required—see instructions).				
d Applied to 2016 distributable amount.				152,689
e Remaining amount distributed out of corpus	35,697			
5 Excess distributions carryover applied to 2016 (If an amount appears in column (d), the same amount must be shown in column (a))				
6 Enter the net total of each column as indicated below:				
a Corpus Add lines 3f, 4c, and 4e Subtract line 5	35,697			
b Prior years' undistributed income Subtract line 4b from line 2b				
c Enter the amount of prior years' undistributed income for which a notice of deficiency has been issued, or on which the section 4942(a) tax has been previously assessed.				
d Subtract line 6c from line 6b Taxable amount—see instructions				
e Undistributed income for 2015 Subtract line 4a from line 2a Taxable amount—see instructions				
f Undistributed income for 2016 Subtract lines 4d and 5 from line 1 This amount must be distributed in 2017				0
7 Amounts treated as distributions out of corpus to satisfy requirements imposed by section 170(b)(1)(F) or 4942(g)(3) (Election may be required - see instructions).				
8 Excess distributions carryover from 2011 not applied on line 5 or line 7 (see instructions).				
9 Excess distributions carryover to 2017. Subtract lines 7 and 8 from line 6a	35,697			
10 Analysis of line 9				
a Excess from 2012.				
b Excess from 2013.				
c Excess from 2014.				
d Excess from 2015.				
e Excess from 2016.	35,697			

Part XIV Private Operating Foundations (see instructions and Part VII-A, question 9)

1a If the foundation has received a ruling or determination letter that it is a private operating foundation, and the ruling is effective for 2016, enter the date of the ruling. ▶

b Check box to indicate whether the organization is a private operating foundation described in section 4942(j)(3) or 4942(j)(5)

	Tax year	Prior 3 years			(e) Total
	(a) 2016	(b) 2015	(c) 2014	(d) 2013	
2a Enter the lesser of the adjusted net income from Part I or the minimum investment return from Part X for each year listed					
b 85% of line 2a					
c Qualifying distributions from Part XII, line 4 for each year listed					
d Amounts included in line 2c not used directly for active conduct of exempt activities					
e Qualifying distributions made directly for active conduct of exempt activities Subtract line 2d from line 2c					
3 Complete 3a, b, or c for the alternative test relied upon					
a "Assets" alternative test—enter					
(1) Value of all assets					
(2) Value of assets qualifying under section 4942(j)(3)(B)(i)					
b "Endowment" alternative test— enter 2/3 of minimum investment return shown in Part X, line 6 for each year listed.					
c "Support" alternative test—enter					
(1) Total support other than gross investment income (interest, dividends, rents, payments on securities loans (section 512(a)(5)), or royalties)					
(2) Support from general public and 5 or more exempt organizations as provided in section 4942(j)(3)(B)(iii).					
(3) Largest amount of support from an exempt organization					
(4) Gross investment income					

Part XV Supplementary Information (Complete this part only if the organization had \$5,000 or more in assets at any time during the year—see instructions.)

1 Information Regarding Foundation Managers:

a List any managers of the foundation who have contributed more than 2% of the total contributions received by the foundation before the close of any tax year (but only if they have contributed more than \$5,000) (See section 507(d)(2))

b List any managers of the foundation who own 10% or more of the stock of a corporation (or an equally large portion of the ownership of a partnership or other entity) of which the foundation has a 10% or greater interest

2 Information Regarding Contribution, Grant, Gift, Loan, Scholarship, etc., Programs:

Check here if the foundation only makes contributions to preselected charitable organizations and does not accept unsolicited requests for funds. If the foundation makes gifts, grants, etc (see instructions) to individuals or organizations under other conditions, complete items 2a, b, c, and d

a The name, address, and telephone number or email address of the person to whom applications should be addressed

b The form in which applications should be submitted and information and materials they should include

c Any submission deadlines

d Any restrictions or limitations on awards, such as by geographical areas, charitable fields, kinds of institutions, or other factors

Part XV **Supplementary Information** (continued)

3 Grants and Contributions Paid During the Year or Approved for Future Payment

Recipient	If recipient is an individual, show any relationship to any foundation manager or substantial contributor	Foundation status of recipient	Purpose of grant or contribution	Amount
Name and address (home or business)				
a <i>Paid during the year</i> SEE ATTACHED STATEMENT 118 WEST ADAMS STREET SUITE 600 JACKSONVILLE, FL 32202			EDUCATIONAL/PUBLIC	190,261
Total			▶ 3a	190,261
b <i>Approved for future payment</i>				
Total			▶ 3b	

Form 990PF Part VIII Line 1 - List all officers, directors, trustees, foundation managers and their compensation

(a) Name and address	Title, and average hours per week (b) devoted to position	(c) Compensation (If not paid, enter -0-)	(d) Contributions to employee benefit plans and deferred compensation	Expense account, (e) other allowances
JOHN R SCHULTZ 118 WEST ADAMS STREET JACKSONVILLE, FL 32202	SECRETARY TR 000 00	43,503	0	0
NANCY R SCHULTZ 118 WEST ADAMS STREET JACKSONVILLE, FL 32202	DIRECTOR 000 00	0	0	0
CLIFFORD G SCHULTZ 118 WEST ADAMS STREET JACKSONVILLE, FL 32202	PRESIDENT 000 00	6,000	0	0
FREDERICK H SCHULTZ JR 118 W ADAMS ST STE 600 JACKSONVILLE, FL 32202	VICE-PRESIDE 000 00	0	0	0
CATHERINE MCFARLAND 118 W ADAMS ST STE 600 JACKSONVILLE, FL 32202	DIRECTOR 000 00	0	0	0

TY 2016 Accounting Fees Schedule**Name:** THE SCHULTZ FOUNDATION INC**EIN:** 59-1055869

Category	Amount	Net Investment Income	Adjusted Net Income	Disbursements for Charitable Purposes
LEGAL & ACCOUNTING	10,251	10,251		

Note: To capture the full content of this document, please select landscape mode (11" x 8.5") when printing.

TY 2016 Gain/Loss from Sale of Other Assets Schedule

Name: THE SCHULTZ FOUNDATION INC

EIN: 59-1055869

Name	Date Acquired	How Acquired	Date Sold	Purchaser Name	Gross Sales Price	Basis	Basis Method	Sales Expenses	Total (net)	Accumulated Depreciation
SEE ATTACHED STATEMENTS U S TRUST	2016-01	PURCHASE	2016-12		2,363,065	2,401,165			-38,100	
SEE ATTACHED STATEMENTS U S TRUST	2015-01	PURCHASE	2016-12		1,136,763	1,056,258			80,505	
SEE ATTACHED STATEMENTS U S TRUST	2015-01	PURCHASE	2016-12		12,838	12,661			177	
LAZARD LTD SHS	2014-04	PURCHASE	2016-04		17,024	21,521			-4,497	
CALEDONIAN ENERGY AUCTION PARTNERS	2015-01	PURCHASE	2016-12			16,023			-16,023	

TY 2016 Investments Corporate Bonds Schedule**Name:** THE SCHULTZ FOUNDATION INC**EIN:** 59-1055869

Name of Bond	End of Year Book Value	End of Year Fair Market Value
ABBVIE INC	19,584	19,810
AMERICAN EXPRESS BK FSB	10,038	10,167
AFLAC	10,371	10,352
AGILENT TECHNOLOGIES		
AT&T INC	19,119	19,276
APPLE INC	9,992	10,300
BIOGEN IDEC PHARMACEUTIC		
BIOGEN IDEC PHARMACEUTIC		
BRANCH BANKING & TRUST	19,468	19,999
CAPITAL ONE BK USA	9,998	10,045
CELGENE CORP		
CITIGROUP INC	50,169	50,193
CISCO SYSTEMS	4,990	4,810
CME GROUP INC		
DELMARVA PWR & LT CO	21,371	20,577
FLORIDA PWR & LT CO		
GENERAL ELECTRIC CAP CORP		
GEORGIA PWR CO	9,849	9,985
GOLDMAN SACHS GROUP INC	10,049	10,054
GOLDMAN SACHS GROUP INC	19,953	19,922

Name of Bond	End of Year Book Value	End of Year Fair Market Value
HUNTINGTON NATL BK		
INTERCONTINENTALEXCHANGE		
JP MORGAN CHASE	9,875	9,964
JP MORGAN CHASE	10,070	10,200
JP MORGAN CHASE	10,752	10,364
JP MORGAN CHASE	10,192	10,118
LEGG MASON		
KEYBANK NATL ASSN CLEVELAND	19,809	19,916
MASTERCARD INC		
METLIFE INC		
MORGAN STANLEY		
MORGAN STANLEY	30,059	30,333
MOSAIC		
MFRS & TRADERS TR CO	19,983	19,944
NOTHERN STS PWR CO	9,878	9,893
ORACLE CORP	30,049	29,064
PRINCIPAL LIFE INC		
QUALCOMM INC		
ROSS STORES INC		
STARBUCKS CORP		

Name of Bond	End of Year Book Value	End of Year Fair Market Value
STATE STREET CORP	9,878	9,973
SCHWAB CHARLES CORP		
VALERO ENERGY CORP		
WELLS FARGO BANK NA	32,075	31,042
FEDERAL FARM CR BKS	40,072	40,254
PNC BK N A PITTSBURGH	25,343	24,610

TY 2016 Investments Corporate Stock Schedule**Name:** THE SCHULTZ FOUNDATION INC**EIN:** 59-1055869

Name of Stock	End of Year Book Value	End of Year Fair Market Value
ABBOTT LABS	10,362	13,444
ABBVIE INC SHS	10,311	17,221
ADVANSIX INC	58	155
ALPHABET INC	40,082	39,623
ALON USA ENERGY INC		
ALLSCRIPTS-MISYS HEALTHCARE		
AMEDISYS INC		
APPLE COMPUTER	53,694	84,549
ATKORE INTL GROUP	23,546	26,301
AT&T	18,552	22,328
AUTOZONE INC	30,501	47,387
BROADRIDGE FNL SOLUTIONS INC		
BLACKBAUD INC		
BLACKHAWK NETWORK HLDGS INC		
BB&T CORPORATION	21,210	27,036
BIOTELEMETRY INC	14,899	25,479
BRISTOL-MYERS SQUIBB CO.	10,121	17,532
BRIGHT HORIZONS FAMILY SOLUTIONS	11,691	12,604
CBOE HLDGS INC	32,730	38,423
CITRIX SYS INC	25,153	25,007
CIENA CORP		
CALMAINE FOODS INC		
CARDINAL HEALTH	16,357	14,394
CHEESECAKE FACTORY INC	23,213	26,347
CHEVRON CORP	13,999	15,890
CASCADE MICROTECH INC		
CISCO SYSTEMS INC	18,082	22,665
COOPER TIRE & RUBR CO		
COOPER STD HLDGS INC	7,846	11,372
COCA COLA CO	21,224	20,730

Name of Stock	End of Year Book Value	End of Year Fair Market Value
COMCAST CORP NEW CL A	32,363	49,026
COSTCO WHSL CORP NEW	33,269	35,224
CONOCOPHILLIPS		
CHEMED CORP		
CHURCHILL DOWNS INC		
COMFORT SYS USA INC		
CORE - MARK HLDG CO		
CSG SYS INTL INC		
CVS CAREMARK CORP.		
CURTISS WRIGHT CORP	9,969	10,820
DANAHER CORP DEL COM	25,088	42,034
DELL TECHNOLOGIES INC	4,342	5,057
DOLLAR TREE INC	50,567	49,395
DOW CHEMICAL CO	17,845	21,458
DREW INDS INC	6,782	11,853
EXPRESS SCRIPTS HLDG CO		
EXXON MOBIL CORP	15,404	14,442
EMC CPRPORATION MASS		
ECOLAB INC		
EPAM SYS INC		
EURONET WORLDWIDE INC		
EXPEDITORS INTL WASHINGTON	48,065	51,371
EMERGENT BIOSOLUTIONS INC		
EPLUS INC		
EXXON MOBIL CORP COM		
FNF GROUP	12,416	12,735
FORTIVE CORP	4,850	10,994
FORD MOTOR CO		
FCB FINL HLDGS INC		
GALLAGHER ARTHUR J&CO	20,478	24,681

Name of Stock	End of Year Book Value	End of Year Fair Market Value
GLOBAL BRASS & COPPER HLDGS INC		
GENERAL ELECTRIC	11,942	17,380
GENERAL MTRS CO	14,866	13,936
HAWAIIAN HLDGS INC	22,091	25,080
HEARTLAND PMT SYS		
HOLLYFRONTIER CORP		
HONEYWELL INTL INC DEL	9,393	17,378
INTEL CORP	16,591	26,296
INTERNATIONAL PAPER CO	12,911	14,592
INTERNATIONAL BUSINESS MACHS	14,222	16,599
ICU MED INC		
II VI INC	6,574	9,488
JETBLUE AWYS CORP		
INC RESEARCH HLDGS INC	27,584	32,612
INSPERITY INC	8,649	8,514
INNOSPEC INC		
JOHNSON & JOHNSON COM	45,442	55,877
JPMORGAN CHASE & CO	17,132	34,516
KELLY SVCS INC	8,288	9,397
KROGER CO		
LABORATORY CORP AMER HLDG	46,099	48,784
LAZBOY INC		
LEMAITRE VASCULAR INC	22,000	25,593
LITTERFUSE INC	21,198	25,801
LUMENTUM HLDGS INC	6,398	10,049
LINEAR TECHNOLOGY CORP		
LHC GROUP INC		
MARATHON PETE CORP	9,524	11,329
MASTERCARD INC	26,300	40,267
MASIMO CORP	24,355	33,026

Name of Stock	End of Year Book Value	End of Year Fair Market Value
MCDONALDS CORP COM	45,069	51,122
MCCORMICK & CO INC	35,825	39,199
METALDYNE PERFORMANCE GROUP		
MICROSEMI CORP		
MKS INSTRUMENT INC	20,515	25,542
MONOLITHIC PWR SYS INC	28,016	31,953
MORNINGSTAR INC		
MICROSOFT CORP	53,296	76,121
MUELLER WTR PRODS INC	26,079	27,152
OMNICOM GROUP COM	18,609	25,533
ORACLE CORP	39,432	36,143
OLLIES BARGAIN OUTLET HLDGS INC	13,311	14,510
NATIONAL GEN HLDGS CORP	20,007	22,991
NEENAH PAPER INC	27,958	31,524
NETGEAR INC	12,665	14,131
PATRICK INDS INC		
PROCTER & GAMBEL CO	15,330	14,714
PHOTRONICS INC		
POOL CORP	11,690	17,738
POWER INTEGRATIONS INC	24,525	25,783
PRA HEALTH SCIENCES INC	21,099	24,253
REALPAGE INC	23,426	26,400
SAFETY INS GROUP INC	14,817	15,477
SANMINA CORP	15,673	19,424
SCIENCE APPLICATIONS INTL CORP	18,847	22,896
SCHLUMBERGER LTD	10,518	12,593
SIMPSON MFG CO	18,914	17,937
SNYDERS-LANCE INC		
SOUTHERN CO	6,705	6,149
SYNNEX CORP		

Name of Stock	End of Year Book Value	End of Year Fair Market Value
STANDARD MTR PRODS INC	30,148	35,657
STEPAN CO	26,933	30,962
STERICYCLE INC		
THOR INDS INC	14,535	17,009
TORO CO	17,027	27,416
TARGET CORP	20,772	19,863
TETRA TECH INC	15,763	17,692
TECH DATA CORP		
TJX COS INC NEW COM		
TRAVELERS COS INC	20,850	24,484
UBIQUITI NETWORKS INC	15,168	17,340
UNITED TECHS CORP COM	11,898	16,443
UNIVERSAL FST PRODS INC	10,849	13,283
VCA INC	5,260	6,865
VERISK ANALYTICS INC	38,536	43,832
VIRGIN AMER INC		
VERIZON COMMUNICATIONS	39,059	44,305
WALGREENS CO	5,304	12,414
WELLCARE GROUP INC	28,671	41,124
WELLS FARGO & CO	15,420	15,155
WORTHINGTON INDS INC	17,389	16,604
3M CO	16,290	17,857

TY 2016 Investments Government Obligations Schedule**Name:** THE SCHULTZ FOUNDATION INC**EIN:** 59-1055869**US Government Securities - End
of Year Book Value:**

472,666

**US Government Securities - End
of Year Fair Market Value:**

445,924

**State & Local Government
Securities - End of Year Book
Value:****State & Local Government
Securities - End of Year Fair
Market Value:**

TY 2016 Investments - Other Schedule**Name:** THE SCHULTZ FOUNDATION INC**EIN:** 59-1055869

Category/ Item	Listed at Cost or FMV	Book Value	End of Year Fair Market Value
INVESTMENT IN CALEDONIAN ENERGY PAR	AT COST	67,320	67,320
INVESTMENT IN LAZARD, LTD	AT COST		

TY 2016 Other Expenses Schedule**Name:** THE SCHULTZ FOUNDATION INC**EIN:** 59-1055869**Other Expenses Schedule**

Description	Revenue and Expenses per Books	Net Investment Income	Adjusted Net Income	Disbursements for Charitable Purposes
EXPENSES				
BANK CHARGES & AGENCY FEES	22,293	22,293		
INVESTMENT MANAGEMENT FEES	23,899	23,899		
ADMINISTRATIVE COST	46,800	46,800		

TY 2016 Other Income Schedule**Name:** THE SCHULTZ FOUNDATION INC**EIN:** 59-1055869**Other Income Schedule**

Description	Revenue And Expenses Per Books	Net Investment Income	Adjusted Net Income
CALEDONIAN ENERGY AUCTION PAR	7,819	7,819	7,819

TY 2016 Taxes Schedule**Name:** THE SCHULTZ FOUNDATION INC**EIN:** 59-1055869

Category	Amount	Net Investment Income	Adjusted Net Income	Disbursements for Charitable Purposes
PAYROLL TAXES	5,292	5,292		

The Schultz Foundation, Inc. Contributions
 January through December 2016
 FEI # 59-1055869

Name	Address	City	State	Zip	Amount	P/E
American Agora Foundation	116 E 16th Street	New York	NY	10003	100 00	P
American Cancer Society	1430 Prudential Dr	Jacksonville	FL	32207	500 00	P
American Film Institute	P. O Box 27429	Los Angeles	CA	90027	100 00	P
Best Buddies	4130 Salisbury Road, Suite 2200	Jacksonville	FL	32216	500 00	P
Care	1521 Alton Road #104	Miami Beach	FL	33139	1,000 00	P
Citizens Committee for Children	14 Wall Street, Suite 4E	New York	NY	10005	1,000 00	P
City Rescue Mission	P O Box 60291	Jacksonville	FL	32236	500 00	P
Columbia College	622 W 113th Street, 3rd Floor	New York	NY	10025	250 00	E
Committee for Cultural Policy	Box 4881	Sante Fe	NM	87502	500 00	P
Community Hospice of NE FL	4266 Sunbeam Road	Jacksonville	FL	32257	250 00	P
Corkscrew Swamp Sanctuary	375 Sanctuary Road, W.	Naples	FL	34120	500 00	P
Cummer Museum of Art & Gardens	829 Riverside Avenue	Jacksonville	FL	32204	1,000 00	P
Daniel	4203 Southpoint Blvd	Jacksonville	FL	32216	500 00	P
Doctors Without Borders	333 Seventh Avenue, 2nd Floor	New York	NY	10001	1,000 00	P
Downtown Vision	214 N Hogan Street, Suite 120	Jacksonville	FL	32202	1,000 00	P
Earth Justice Legal Defense Fund	50 California Street, Suite 500	San Francisco	CA	94111	500 00	P
Equal Justice Initiative	426 17th Street, 6th Floor	Oakland	CA	94612	1,000 00	P
Faithful Servant Missions	13126 Johns Island Court	Jacksonville	FL	32224	250 00	P
Feeding Northeast Florida	1116 Edgewood Ave , N Units D/E	Jacksonville	FL	32254	100 00	P
Florida Defenders of the Environment	P O Box 357086	Gainesville	FL	32635	1,000 00	P
Florida Theatre	128 E Forsyth Street Suite 300	Jacksonville	FL	32202	1,000 00	P
Frick Museum	1 East 70th Street	New York	NY	10021	1,200 00	P
Friends of Fakahatchee, Inc	605 Webb Road	Everglades	FL	34139	1,000 00	P
Friends of Hemming Park	303 North Laura Street, Suite G5	Jacksonville	FL	32202	15,000 00	P
Friends of the Everglades	11767 Dixie Highway	Miami	FL	33156	1,000 00	P
Friends of the GTM Reserve	450 Guana River Road	Ponte Vedra Beach	FL	32082	750 00	P
Friends of the Smithsonian	1100 Jefferson Drive, Suite 3150	Washington	DC	20560	75.00	P
Groundwork Jacksonville	214 N Hogan Street, 5th Floor	Jacksonville	FL	32202	1,000 00	P
GTM Research Reserve	505 Guana River Road	Ponte Vedra Beach	FL	32082	250 00	E
HabJax	2404 Hubbard Street	Jacksonville	FL	32206	2,500 00	P
Howard T. Odum FL Springs Inst , Inc	5302 NW 156th Avenue	Gainesville	FL	32653	1,000 00	E
I S A W	15 E 84th St	New York	NY	10028	2,500 00	E
Jacksonville Area Legal Aid	126 W. Adams Street, #101	Jacksonville	FL	32202	500 00	P
Jacksonville Public Library Foundation	P O Box 40103	Jacksonville	FL	32203	500 00	E
Jacksonville Symphony Assoc	300 Water Street, Suite 200	Jacksonville	FL	32202	500 00	P
Jacksonville University	2800 University Blvd , N	Jacksonville	FL	32211	7,500 00	E
Jacksonville Zoological Gardens	370 Zoo Parkway	Jacksonville	FL	32218	1,085 50	P
Japan Society	333 E 47th Street	New York	NY	10017	2,000 00	P
JCCI	100 Festival Park Avenue	Jacksonville	FL	32202	1,000 00	P
Leadership Jacksonville	4040 Woodcock Drive, Suite 155	Jacksonville	FL	32207	1,000 00	P
Louise S McGehee School	2343 Prytania Street	New Orleans	LA	70130	100 00	E
Macular Degeneration Association	5969 Cattledge Blvd	Sarasota	FL	34232	100 00	P
Mayo Clinic	200 1st Street, S W.	Rochester	MN	55905	500 00	P
Memorial Park Association	200 1st Street, S W	Rochester	MN	55905	1,100 00	P
Memorial Sloan Kettering	1275 York Avenue	New York	NY	10065	300 00	P
Metropolitan Museum	1000 5th Avenue	New York	NY	10028	5,000 00	P
Mission of Hope	P O Box 171500	Austin	TX	78717	100 00	P
Museum of Contemporary Art	333 N Laura Street	Jacksonville	FL	32202	250 00	P
Natural Resources Defense Council	40 West 20th Street	New York	NY	10011	1,000 00	P
Nature Conservancy Florida	222 South Westmonte Drive Suite 300	Altamonte Springs	FL	32714	7,500 00	P
NBCRC	P O Box 8924	Topeka	KS	66608	25 00	P
North Florida Land Trust	2038 Gilmore Street	Jacksonville	FL	32204	250 00	P
National Parks Conservation	777 6th Street	Washington	DC	20001	25 00	P

Operation New Hope	1830 N Main Street	Jacksonville	FL	32206	2,000.00	P
Ortega Forest Association	4725 Waverly Lane	Jacksonville	FL	32206	100.00	P
Paideia School	1509 Ponce de Leon Avenue	Atlanta	GA	30307	10,000.00	E
Planned Parenthood	3850 Beach Blvd	Jacksonville	FL	32207	1,000.00	P
Poetry Society of America	15 Gramercy Park	New York	NY	10003	250.00	P
Princeton University/Class of 76	P O Box 5357	Princeton	NJ	08543	100.00	E
Princeton University Art Museum	P. O Box 5357	Princeton	NJ	08543	10,000.00	E
Ritz Chamber Music Society, Inc	300 Water Street, Suite 200	Jacksonville	FL	32202	100.00	P
Riverside Presbyterian Day School	2841 Riverside Avenue	Jacksonville	FL	32205	1,100.00	E
Salvation Army	15 E Church Street	Jacksonville	FL	32202	2,500.00	P
Schultz Center for Teaching & Leadership	4019 Boulevard Center Dr	Jacksonville	FL	32207	22,500.00	E
Seamark Ranch	P O Box 24032	Jacksonville	FL	32241	100.00	P
Smith College	33 Elm Street	Northampton	MA	01063	200.00	E
Special Olympics Florida	1915 Don Wickham Drive	Clermont	FL	34711	100.00	P
St Johns Riverkeeper	2800 University Blvd , N	Jacksonville	FL	32211	2,000.00	P
St Jude Children's Research Hospital	262 Danny Thomas Pl	Memphis	TN	38105	100.00	P
St Matthew's Catholic Church	1773 Blanding Blvd	Jacksonville	FL	32210	1,000.00	P
St Philip's Episcopal School	105 North Adams St	Beeville	TX	78102	100.00	P
St Vincent's Foundation	1800 Barrs Street	Jacksonville	FL	32203	25,100.00	P
Sulzbacher Center for the Homeless	611 E Adams Street	Jacksonville	FL	32202	1,000.00	P
The Arc Jacksonville	1050 North Davis Street	Jacksonville	FL	32209	500.00	P
The Bolles School	7400 San Jose Blvd	Jacksonville	FL	32217	2,000.00	E
The Carter Center	P O Box 47339	Atlanta	GA	30362	1,000.00	P
The Elevated Studio	450 Lexington Avenue	New York	NY	10163	500.00	P
The Episcopal Church of the Good	1100 Stockton Street	Jacksonville	FL	32204	100.00	P
The Morgan Library	225 Madison Ave	New York	NY	10016	2,000.00	P
The Refuge Group	1015 Atlantic Blvd, Suite 502	Atlantic Beach	FL	32233	250.00	P
University of North Florida	1 UNF Drive, Suite 1	Jacksonville	FL	32224	26,300.00	E
Union of Concerned Scientists	Two Brattle Square, Suite 6	Cambridge	MA	02138	1,000.00	E
USA for UNHCR	1775 K Street, N W Suite 580	Washington	DC	20006	4,900.00	E
WJCT-TV	Festival Park Avenue	Jacksonville	FL	32202	100.00	P
Wolfson's Children's Hospital	841 Prudential Drive, Suite 1300	Jacksonville	FL	32207	2,000.00	P
Yates Family YMCA	221 Riverside Avenue	Jacksonville	FL	32202	250.00	P
YMCA of Florida's First Coast	40 E Adams Street, Suite 210	Jacksonville	FL	32202	750.00	P
World Affairs Council	3948 Third Street, S , #380	Jacksonville	FL	32250	100.00	P

190,260.50

190,260.50

Public 100,060.50
Education 90,200.00



Bank of America Private Wealth Management

CUST SCHULTZ FOUNDATION INC

2016 Tax Information Letter

Account Number 070203237476

Page 7

Income for 2016

A schedule of your current year sales is shown below. The following items are provided to you to assist in the preparation of your tax returns. Typically, collectibles are taxed at 28% rates, which is shown in the column titled "Portion Subject to 28% Rates (included in Net G/L)". For your convenience, if applicable, we have included the portion subject to Section 988 translation gains and losses in the column titled "Portion subject to Ordinary Rates including Section 988 (included in Net G/L)".

Please note that if you have sold an asset for which the cost basis information is unknown it is shown separately in the section entitled Transactions with Unknown Cost Basis. Please review these carefully when preparing your return. We suggest that you consult your tax advisor.

Certain sales will be indicated with the following symbols, where applicable, see below for an explanation.

- † - Can not take a loss on your tax return based on gross proceeds from a reportable change in control or capital structure
- * - Tax Cost has been adjusted for current year's return of capital
- ◇ - Section 988 translation gains or losses

Short Term Transactions

DESCRIPTION	CUSIP	Date acquired	Units	Proceeds	Cost or other basis	Net Gain/Loss	Accrued market discount	Wash sale loss disallowed	Portion Subject to Ordinary Rates including Section 988 (included in Net G/L)	Portion Subject to 28% Rates (included in Net G/L)
AMN HEALTHCARE SVCS INC	001744101									
09/26/2016		05/12/2016	40.00	\$1,312.05	\$1,498.28	\$-186.23	\$0.00	\$0.00	\$0.00	\$0.00
09/26/2016		06/23/2016	130.00	\$4,264.18	\$5,209.11	\$-944.93	\$0.00	\$0.00	\$0.00	\$0.00
09/26/2016		07/07/2016	70.00	\$2,296.09	\$2,888.22	\$-592.13	\$0.00	\$0.00	\$0.00	\$0.00
10/25/2016		05/12/2016	100.00	\$3,328.06	\$3,745.69	\$-417.63	\$0.00	\$0.00	\$0.00	\$0.00
10/25/2016		05/25/2016	50.00	\$1,664.03	\$1,778.62	\$-114.59	\$0.00	\$0.00	\$0.00	\$0.00
11/03/2016		05/19/2016	110.00	\$3,624.33	\$3,858.23	\$-233.90	\$0.00	\$0.00	\$0.00	\$0.00



Bank of America Private Wealth Management

CUST SCHULTZ FOUNDATION INC

2016 Tax Information Letter

Account Number 070203237476

Short Term Transactions

DESCRIPTION	CUSIP	Date sold or disposed	Date acquired	Units	Proceeds	Cost or other basis	Net Gain/Loss	Accrued market discount	Wash sale loss disallowed	Portion Subject to Ordinary Rates including Section 988 (included in Net G/L)	Portion Subject to 28% Rates (included in Net G/L)
AMN HEALTHCARE SVCS INC											
	001744101										
11/03/2016		05/25/2016		70.00	\$2,306.40	\$2,490.07	\$-183.67	\$0.00	\$0.00	\$0.00	\$0.00
11/09/2016		05/04/2016		220.00	\$5,892.04	\$7,419.61	\$-1,527.57	\$0.00	\$0.00	\$0.00	\$0.00
11/09/2016		05/19/2016		80.00	\$2,142.56	\$2,805.98	\$-663.42	\$0.00	\$0.00	\$0.00	\$0.00
AT&T INC											
	00206RCN0										
04/06/2016		04/27/2015		10,000.00	\$10,133.00	\$9,970.40	\$162.60	\$0.00	\$0.00	\$0.00	\$0.00
AZZ INC											
	002474104										
10/05/2016		05/25/2016		10.00	\$578.34	\$585.21	\$-6.87	\$0.00	\$0.00	\$0.00	\$0.00
10/05/2016		06/23/2016		100.00	\$5,783.45	\$6,002.67	\$-219.22	\$0.00	\$0.00	\$0.00	\$0.00
10/05/2016		08/03/2016		90.00	\$5,205.11	\$5,666.72	\$-461.61	\$0.00	\$0.00	\$0.00	\$0.00
10/14/2016		04/15/2016		80.00	\$4,411.02	\$4,561.29	\$-150.27	\$0.00	\$0.00	\$0.00	\$0.00
10/14/2016		05/25/2016		80.00	\$4,411.02	\$4,681.68	\$-270.66	\$0.00	\$0.00	\$0.00	\$0.00
ABBOTT LABS											
	002824100										
01/28/2016		05/15/2015		10.00	\$374.84	\$486.33	\$-111.49	\$0.00	\$0.00	\$0.00	\$0.00
ABBOTT LABS											
	002824BB5										
06/02/2016		04/28/2016		10,000.00	\$10,014.40	\$9,968.80	\$45.60	\$0.00	\$0.00	\$0.00	\$0.00
ABBVIE INC											
	00287YAQ2										
09/02/2016		05/18/2016		10,000.00	\$10,576.40	\$10,231.40	\$345.00	\$0.00	\$0.00	\$0.00	\$0.00



Bank of America Private Wealth Management

CUST SCHULTZ FOUNDATION INC

2016 Tax Information Letter

Account Number 070203237476

Page 9

Short Term Transactions

DESCRIPTION	CUSIP	Date sold or disposed	Date acquired	Units	Proceeds	Cost or other basis	Net Gain/Loss	Accrued market discount	Wash sale loss disallowed	Portion Subject to Ordinary Rates including Section 988 (included in Net G/L)	Portion Subject to 28% Rates (included in Net G/L)
ABBVIE INC											
	00287YAQ2	09/02/2016	06/02/2016	10,000.00	\$10,576.40	\$10,309.80	\$266.60	\$0.00	\$0.00	\$0.00	\$0.00
AGILENT TECHNOLOGIES INC											
	00846UAH4	03/16/2016	03/17/2015	5,000.00	\$4,960.35	\$4,899.75	\$60.60	\$11.80	\$0.00	\$0.00	\$0.00
ALLSCRIPTS HEALTHCARE SOLUTIONS											
	01988P108	05/12/2016	12/18/2015	540.00	\$7,097.99	\$8,013.60	\$-915.61	\$0.00	\$0.00	\$0.00	\$0.00
		05/12/2016	01/22/2016	10.00	\$131.44	\$144.50	\$-13.06	\$0.00	\$0.00	\$0.00	\$0.00
		06/23/2016	01/22/2016	470.00	\$5,900.35	\$6,791.50	\$-891.15	\$0.00	\$0.00	\$0.00	\$0.00
		06/23/2016	01/28/2016	410.00	\$5,147.11	\$5,690.64	\$-543.53	\$0.00	\$0.00	\$0.00	\$0.00
ALON USA ENERGY INC											
	020520102	02/05/2016	04/29/2015	490.00	\$5,229.92	\$8,143.65	\$-2,913.73	\$0.00	\$0.00	\$0.00	\$0.00
		02/05/2016	05/07/2015	350.00	\$3,735.66	\$5,725.23	\$-1,989.57	\$0.00	\$0.00	\$0.00	\$0.00
		02/05/2016	05/14/2015	70.00	\$747.13	\$1,172.08	\$-424.95	\$0.00	\$0.00	\$0.00	\$0.00
AMEDISYS INC											
	023436108	01/28/2016	12/18/2015	190.00	\$6,927.95	\$7,822.38	\$-894.43	\$0.00	\$0.00	\$0.00	\$0.00
AMERICAN EXPRESS CR CORP											
	0258MODL0	05/19/2016	03/16/2016	10,000.00	\$9,948.20	\$9,872.50	\$75.70	\$7.23	\$0.00	\$0.00	\$0.00



Bank of America Private Wealth Management

CUST SCHULTZ FOUNDATION INC

2016 Tax Information Letter

Account Number 070203237476

Page 10

Short Term Transactions

DESCRIPTION	CUSIP	Date sold or disposed	Date acquired	Units	Proceeds	Cost or other basis	Net Gain/Loss	Accrued market discount	Wash sale loss disallowed	Portion Subject to Ordinary Rates including Section 988 (included in Net G/L)	Portion Subject to 28% Rates (included in Net G/L)
APPLE COMPUTER INC											
	037833100	01/07/2016	08/24/2015	70.00	\$6,846.74	\$7,521.59	\$-674.85	\$0.00	\$0.00	\$0.00	\$0.00
		01/26/2016	08/24/2015	20.00	\$1,992.83	\$2,149.02	\$-156.19	\$0.00	\$0.00	\$0.00	\$0.00
		01/26/2016	08/25/2015	110.00	\$10,960.55	\$11,390.28	\$-429.73	\$0.00	\$0.00	\$0.00	\$0.00
		01/07/2016	11/20/2015	70.00	\$6,846.75	\$8,351.76	\$-1,505.01	\$0.00	\$0.00	\$0.00	\$0.00
		04/05/2016	03/04/2016	10.00	\$1,102.17	\$1,029.96	\$72.21	\$0.00	\$0.00	\$0.00	\$0.00
		05/12/2016	03/04/2016	90.00	\$8,107.37	\$9,269.60	\$-1,162.23	\$0.00	\$1,162.23	\$0.00	\$0.00
		05/12/2016	05/06/2016	90.00	\$8,107.37	\$8,332.76	\$-225.39	\$0.00	\$0.00	\$0.00	\$0.00
		12/20/2016	08/12/2016	30.00	\$3,512.62	\$3,245.12	\$267.50	\$0.00	\$0.00	\$0.00	\$0.00
		12/20/2016	08/12/2016	50.00	\$5,852.62	\$5,408.53	\$444.09	\$0.00	\$0.00	\$0.00	\$0.00
APTEVO THERAPEUTICS INC											
	03835L108	08/03/2016	12/08/2015	50.00	\$142.82	\$196.78	\$-53.96	\$0.00	\$0.00	\$0.00	\$0.00
		08/03/2016	01/22/2016	60.00	\$171.39	\$231.58	\$-60.19	\$0.00	\$0.00	\$0.00	\$0.00
		08/03/2016	02/05/2016	90.00	\$257.08	\$347.05	\$-89.97	\$0.00	\$0.00	\$0.00	\$0.00
BIODEN IDEC INC											
	09062XAF0	07/08/2016	09/11/2015	10,000.00	\$10,904.10	\$9,976.40	\$927.70	\$0.00	\$0.00	\$0.00	\$0.00

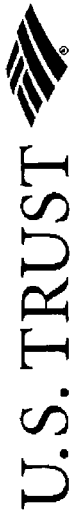


Bank of America Private Wealth Management

CUST SCHULTZ FOUNDATION INC

Short Term Transactions

DESCRIPTION	CUSIP	Date sold or disposed	Date acquired	Units	Proceeds	Cost or other basis	Net Gain/Loss	Accrued market discount	Wash sale loss disallowed	Portion Subject to Ordinary Rates including Section 988 (included in Net G/L)	Portion Subject to 28% Rates (included in Net G/L)
BIOTELEMETRY INC											
	090672106										
08/16/2016		05/19/2016		30.00	\$629.49	\$452.20	\$177.29	\$0.00	\$0.00	\$0.00	\$0.00
08/16/2016		06/09/2016		300.00	\$6,294.92	\$5,084.64	\$1,210.28	\$0.00	\$0.00	\$0.00	\$0.00
10/14/2016		05/12/2016		150.00	\$2,765.01	\$2,177.49	\$587.52	\$0.00	\$0.00	\$0.00	\$0.00
10/14/2016		05/19/2016		310.00	\$5,714.35	\$4,672.76	\$1,041.59	\$0.00	\$0.00	\$0.00	\$0.00
BLACKBAUD INC											
	09227Q100										
04/22/2016		12/18/2015		80.00	\$5,063.48	\$5,278.79	\$-215.31	\$0.00	\$0.00	\$0.00	\$0.00
04/22/2016		12/18/2015		40.00	\$2,531.74	\$2,639.40	\$-107.66	\$0.00	\$107.66	\$0.00	\$0.00
04/22/2016		04/08/2016		30.00	\$1,898.80	\$1,864.92	\$33.88	\$0.00	\$0.00	\$0.00	\$0.00
04/22/2016		04/15/2016		90.00	\$5,696.42	\$5,818.57	\$-122.15	\$0.00	\$0.00	\$0.00	\$0.00
05/04/2016		12/04/2015		40.00	\$2,419.57	\$2,594.21	\$-174.64	\$0.00	\$0.00	\$0.00	\$0.00
05/04/2016		01/22/2016		90.00	\$5,444.02	\$5,388.14	\$55.88	\$0.00	\$0.00	\$0.00	\$0.00
05/04/2016		01/28/2016		100.00	\$6,048.92	\$5,890.39	\$158.53	\$0.00	\$0.00	\$0.00	\$0.00
11/03/2016		06/23/2016		60.00	\$3,533.89	\$4,057.24	\$-523.35	\$0.00	\$0.00	\$0.00	\$0.00
11/03/2016		07/07/2016		60.00	\$3,533.88	\$4,070.49	\$-536.61	\$0.00	\$0.00	\$0.00	\$0.00
BLACKHAWK NETWORK HLDGS INC											
	09238E104										
01/28/2016		04/29/2015		190.00	\$6,896.81	\$7,008.00	\$-111.19	\$0.00	\$0.00	\$0.00	\$0.00



Bank of America Private Wealth Management

CUST SCHULTZ FOUNDATION INC

2016 Tax Information Letter

Account Number 070203237476

Page 12

Short Term Transactions

DESCRIPTION	CUSIP	Date acquired or disposed	Units	Proceeds	Cost or other basis	Net Gain/Loss	Accrued market discount	Wash sale loss disallowed	Portion Subject to Ordinary Rates including Section 988 (included in Net G/L)	Portion Subject to 28% Rates (included in Net G/L)
BLACKHAWK NETWORK HLDGS INC 09238E104										
03/03/2016		04/09/2015	130 00	\$4,389 37	\$4,745.21	\$-355 84	\$0.00	\$0.00	\$0.00	\$0.00
03/03/2016		04/29/2015	70 00	\$2,363 50	\$2,581.89	\$-218 39	\$0.00	\$0.00	\$0.00	\$0.00
BOEING CAP CORP UNSECD 09700WEG4										
12/15/2016		04/07/2016	20,000 00	\$20,527.20	\$19,350.00	\$1,177 20	\$55 66	\$0.00	\$0.00	\$0.00
12/15/2016		04/07/2016	10,000.00	\$10,263 60	\$9,675 00	\$588 60	\$27.83	\$0.00	\$0.00	\$0.00
BRIGHT HORIZONS FAMILY SOLUTIONS 109194100										
08/03/2016		01/22/2016	40 00	\$2,610.79	\$2,643 96	\$-33 17	\$0.00	\$0.00	\$0.00	\$0.00
08/03/2016		01/28/2016	70 00	\$4,568.89	\$4,632 79	\$-63.90	\$0.00	\$0.00	\$0.00	\$0.00
11/03/2016		01/22/2016	30.00	\$1,880 63	\$1,982.97	\$-102.34	\$0.00	\$0.00	\$0.00	\$0.00
11/03/2016		05/12/2016	40.00	\$2,507 51	\$2,638.17	\$-130 66	\$0.00	\$0.00	\$0.00	\$0.00
BROADRIDGE FINL SOLUTIONS INC 11133T103										
02/05/2016		10/21/2015	10 00	\$517.04	\$581.61	\$-64.57	\$0.00	\$0.00	\$0.00	\$0.00
02/05/2016		10/28/2015	70 00	\$3,619.28	\$4,156.27	\$-536.99	\$0.00	\$0.00	\$0.00	\$0.00
10/14/2016		10/21/2015	60.00	\$3,937 18	\$3,489.65	\$447.53	\$0.00	\$0.00	\$0.00	\$0.00
10/14/2016		04/15/2016	90 00	\$5,905 77	\$5,374.93	\$530.84	\$0.00	\$0.00	\$0.00	\$0.00
10/14/2016		04/15/2016	10.00	\$656 78	\$597 22	\$59 56	\$0.00	\$0.00	\$0.00	\$0.00



Bank of America Private Wealth Management

CUST SCHULTZ FOUNDATION INC

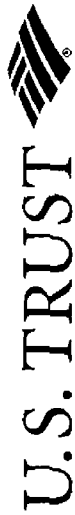
2016 Tax Information Letter

Account Number 070203237476

Page 13

Short Term Transactions

DESCRIPTION	CUSIP	Date sold or disposed	Date acquired	Units	Proceeds	Cost or other basis	Net Gain/Loss	Accrued market discount	Wash sale loss disallowed	Portion Subject to Ordinary Rates including Section 988 (included in Net G/L)	Portion Subject to 28% Rates (included in Net G/L)
BROADRIDGE FINL SOLUTIONS INC 11133T103											
10/14/2016		06/09/2016		90.00	\$5,911.07	\$5,727.15	\$183.92	\$0.00	\$0.00	\$0.00	\$0.00
11/10/2016		11/12/2015		40.00	\$2,440.59	\$2,262.97	\$177.62	\$0.00	\$0.00	\$0.00	\$0.00
CBIZ INC 124805102											
08/24/2016		02/05/2016		500.00	\$5,785.58	\$5,172.25	\$613.33	\$0.00	\$0.00	\$0.00	\$0.00
08/24/2016		03/03/2016		490.00	\$5,669.86	\$5,181.65	\$488.21	\$0.00	\$0.00	\$0.00	\$0.00
CBOE HLDGS INC 12503M108											
03/09/2016		03/03/2016		10.00	\$648.68	\$629.43	\$19.25	\$0.00	\$0.00	\$0.00	\$0.00
04/05/2016		03/03/2016		10.00	\$657.58	\$629.43	\$28.15	\$0.00	\$0.00	\$0.00	\$0.00
12/20/2016		11/21/2016		30.00	\$2,237.65	\$2,052.82	\$184.83	\$0.00	\$0.00	\$0.00	\$0.00
CSG SYS INTL INC 126349109											
05/19/2016		07/16/2015		30.00	\$1,214.93	\$950.06	\$264.87	\$0.00	\$0.00	\$0.00	\$0.00
05/25/2016		07/16/2015		130.00	\$5,479.49	\$4,116.92	\$1,362.57	\$0.00	\$0.00	\$0.00	\$0.00
05/25/2016		09/16/2015		60.00	\$2,528.99	\$1,818.35	\$710.64	\$0.00	\$0.00	\$0.00	\$0.00
07/07/2016		09/16/2015		190.00	\$7,508.27	\$5,758.10	\$1,750.17	\$0.00	\$0.00	\$0.00	\$0.00
04/08/2016		10/21/2015		180.00	\$8,146.06	\$5,787.77	\$2,358.29	\$0.00	\$0.00	\$0.00	\$0.00
05/12/2016		10/08/2015		220.00	\$9,247.26	\$7,045.26	\$2,202.00	\$0.00	\$0.00	\$0.00	\$0.00



Bank of America Private Wealth Management

CUST SCHULTZ FOUNDATION INC

2016 Tax Information Letter

Account Number 070203237476

Short Term Transactions

DESCRIPTION	CUSIP	Date sold or disposed	Date acquired	Units	Proceeds	Cost or other basis	Net Gain/Loss	Accrued market discount	Wash sale loss disallowed	Portion Subject to Ordinary Rates including Section 988 (included in Net G/L)	Portion Subject to 28% Rates (included in Net G/L)
CSG SYS INTL INC											
	126349109										
05/19/2016		10/08/2015		140.00	\$5,669.69	\$4,483.34	\$1,186.35	\$0.00	\$0.00	\$0.00	\$0.00
CAL MAINE FOODS INC NEW											
	128030202										
05/09/2016		09/24/2015		70.00	\$3,425.60	\$4,013.83	\$-588.23	\$0.00	\$0.00	\$0.00	\$0.00
05/09/2016		10/21/2015		80.00	\$3,914.97	\$4,801.14	\$-886.17	\$0.00	\$0.00	\$0.00	\$0.00
05/09/2016		11/04/2015		65.00	\$3,180.91	\$3,616.60	\$-435.69	\$0.00	\$0.00	\$0.00	\$0.00
05/19/2016		10/08/2015		180.00	\$8,206.17	\$9,919.80	\$-1,713.63	\$0.00	\$0.00	\$0.00	\$0.00
05/19/2016		11/04/2015		35.00	\$1,595.64	\$1,947.40	\$-351.76	\$0.00	\$0.00	\$0.00	\$0.00
CASCADE MICROTCH INC											
	147322101										
03/10/2016		12/18/2015		160.00	\$3,281.77	\$2,569.50	\$712.27	\$0.00	\$0.00	\$0.00	\$0.00
05/04/2016		11/12/2015		140.00	\$2,847.24	\$2,200.34	\$646.90	\$0.00	\$0.00	\$0.00	\$0.00
05/04/2016		12/18/2015		190.00	\$3,864.12	\$3,051.29	\$812.83	\$0.00	\$0.00	\$0.00	\$0.00
05/19/2016		10/21/2015		270.00	\$5,432.36	\$4,189.37	\$1,242.99	\$0.00	\$0.00	\$0.00	\$0.00
05/19/2016		11/04/2015		270.00	\$5,432.36	\$4,147.69	\$1,284.67	\$0.00	\$0.00	\$0.00	\$0.00
05/19/2016		11/12/2015		100.00	\$2,011.99	\$1,571.67	\$440.32	\$0.00	\$0.00	\$0.00	\$0.00
05/19/2016		01/22/2016		310.00	\$6,237.16	\$4,795.33	\$1,441.83	\$0.00	\$0.00	\$0.00	\$0.00



Bank of America Private Wealth Management

CUST SCHULTZ FOUNDATION INC

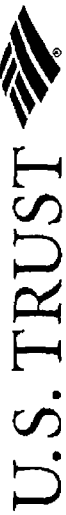
2016 Tax Information Letter

Account Number 070203237476

Page 15

Short Term Transactions

DESCRIPTION	CUSIP	Date sold or disposed	Date acquired	Units	Proceeds	Cost or other basis	Net Gain/Loss	Accrued market discount	Wash sale loss disallowed	Portion Subject to Ordinary Rates including Section 988 (included in Net G/L)	Portion Subject to 28% Rates (included in Net G/L)
CASEYS GENERAL STORES INC 147528103											
03/03/2016		02/05/2016		40.00	\$4,070.97	\$4,733.30	\$-662.33	\$0.00	\$0.00	\$0.00	\$0.00
CHEESECAKE FACTORY INC 163072101											
05/25/2016		03/18/2016		70.00	\$3,465.68	\$3,741.50	\$-275.82	\$0.00	\$0.00	\$0.00	\$0.00
05/25/2016		05/04/2016		100.00	\$4,950.98	\$5,294.00	\$-343.02	\$0.00	\$0.00	\$0.00	\$0.00
CHEMED CORP NEW 16359R103											
02/23/2016		03/26/2015		30.00	\$3,851.47	\$3,621.30	\$230.17	\$0.00	\$0.00	\$0.00	\$0.00
02/23/2016		08/20/2015		20.00	\$2,567.64	\$2,916.22	\$-348.58	\$0.00	\$0.00	\$0.00	\$0.00
02/05/2016		09/17/2015		20.00	\$2,663.57	\$3,299.58	\$-636.01	\$0.00	\$0.00	\$0.00	\$0.00
02/05/2016		12/18/2015		40.00	\$5,327.13	\$6,014.40	\$-687.27	\$0.00	\$0.00	\$0.00	\$0.00
CHESAPEAKE UTILS CORP 165303108											
05/25/2016		02/05/2016		30.00	\$1,745.66	\$1,896.87	\$-151.21	\$0.00	\$0.00	\$0.00	\$0.00
05/25/2016		02/23/2016		90.00	\$5,236.98	\$5,770.55	\$-533.57	\$0.00	\$0.00	\$0.00	\$0.00
06/23/2016		01/22/2016		70.00	\$4,031.06	\$4,113.91	\$-82.85	\$0.00	\$0.00	\$0.00	\$0.00
06/23/2016		02/05/2016		40.00	\$2,303.47	\$2,529.16	\$-225.69	\$0.00	\$0.00	\$0.00	\$0.00
CHURCHILL DOWNS INC 171484108											
02/05/2016		09/16/2015		40.00	\$5,070.89	\$5,564.88	\$-493.99	\$0.00	\$0.00	\$0.00	\$0.00



Bank of America Private Wealth Management

CUST SCHULTZ FOUNDATION INC

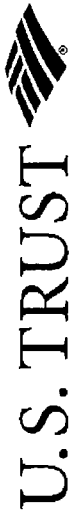
2016 Tax Information Letter

Account Number 070203237476

Page 16

Short Term Transactions

DESCRIPTION	CUSIP	Date sold or disposed	Date acquired	Units	Proceeds	Cost or other basis	Net Gain/Loss	Accrued market discount	Wash sale loss disallowed	Portion Subject to Ordinary Rates including Section 988 (included in Net G/L)	Portion Subject to 28% Rates (included in Net G/L)
CHURCHILL DOWNS INC											
	171484108										
05/12/2016		08/31/2015		30 00	\$3,996.82	\$3,981.60	\$15.22	\$0.00	\$0.00	\$0.00	\$0.00
05/19/2016		08/26/2015		50 00	\$6,313.48	\$6,628.46	\$-314.98	\$0.00	\$0.00	\$0.00	\$0.00
05/19/2016		08/31/2015		10 00	\$1,262.70	\$1,327.20	\$-64.50	\$0.00	\$0.00	\$0.00	\$0.00
02/23/2016		10/08/2015		10 00	\$1,321.92	\$1,373.14	\$-51.22	\$0.00	\$0.00	\$0.00	\$0.00
02/23/2016		10/08/2015		30 00	\$3,965.78	\$4,119.44	\$-153.66	\$0.00	\$153.66	\$0.00	\$0.00
05/04/2016		10/24/2015		10 00	\$1,274.68	\$1,457.29	\$-182.61	\$0.00	\$0.00	\$0.00	\$0.00
05/04/2016		04/15/2016		30 00	\$3,824.04	\$4,435.46	\$-611.42	\$0.00	\$0.00	\$0.00	\$0.00
05/12/2016		10/08/2015		10 00	\$1,332.27	\$1,373.15	\$-40.88	\$0.00	\$0.00	\$0.00	\$0.00
05/12/2016		10/24/2015		20 00	\$2,664.54	\$2,914.58	\$-250.04	\$0.00	\$0.00	\$0.00	\$0.00
CIENA CORP NEW											
	171779309										
01/06/2016		12/08/2015		250 00	\$4,949.90	\$6,085.00	\$-1,135.10	\$0.00	\$0.00	\$0.00	\$0.00
CITIGROUP INC											
	172967KV2										
10/19/2016		07/27/2016		50,000 00	\$50,154.50	\$50,051.50	\$103.00	\$0.00	\$0.00	\$0.00	\$0.00
CITIGROUP INC											
	172967KX8										
12/21/2016		10/19/2016		50,000 00	\$50,928.50	\$50,305.00	\$623.50	\$0.00	\$0.00	\$0.00	\$0.00



Bank of America Private Wealth Management

CUST SCHULTZ FOUNDATION INC

2016 Tax Information Letter

Account Number 070203237476

Short Term Transactions

DESCRIPTION	CUSIP	Date sold or disposed	Date acquired	Units	Proceeds	Cost or other basis	Net Gain/Loss	Accrued market discount	Wash sale loss disallowed	Portion Subject to Ordinary Rates including Section 988 (included in Net G/L)	Portion Subject to 28% Rates (included in Net G/L)
CITRIX SYS INC											
	177376100										
12/20/2016		12/08/2016		20.00	\$1,835.95	\$1,796.65	\$39.30	\$0.00	\$0.00	\$0.00	\$0.00
COMFORT SYS USA INC											
	199908104										
08/16/2016		09/24/2015		150.00	\$4,240.57	\$4,200.00	\$40.57	\$0.00	\$0.00	\$0.00	\$0.00
02/05/2016		10/21/2015		150.00	\$3,759.49	\$4,459.44	-\$699.95	\$0.00	\$699.95	\$0.00	\$0.00
07/20/2016		10/07/2015		150.00	\$4,733.51	\$4,829.45	-\$95.94	\$0.00	\$0.00	\$0.00	\$0.00
07/20/2016		10/21/2015		20.00	\$631.13	\$594.59	\$36.54	\$0.00	\$0.00	\$0.00	\$0.00
07/20/2016		05/19/2016		120.00	\$3,786.81	\$3,606.00	\$180.81	\$0.00	\$0.00	\$0.00	\$0.00
08/03/2016		10/15/2015		230.00	\$6,569.94	\$6,737.85	-\$167.91	\$0.00	\$0.00	\$0.00	\$0.00
08/03/2016		10/21/2015		30.00	\$856.95	\$891.89	-\$34.94	\$0.00	\$0.00	\$0.00	\$0.00
08/03/2016		03/03/2016		170.00	\$4,856.05	\$5,039.99	-\$183.94	\$0.00	\$0.00	\$0.00	\$0.00
08/16/2016		10/08/2015		200.00	\$5,654.10	\$5,834.00	-\$179.90	\$0.00	\$0.00	\$0.00	\$0.00
08/16/2016		10/15/2015		30.00	\$848.11	\$878.85	-\$30.74	\$0.00	\$0.00	\$0.00	\$0.00
08/17/2016		01/22/2016		40.00	\$1,133.19	\$1,101.20	\$31.99	\$0.00	\$0.00	\$0.00	\$0.00
COMCAST CORP NEW CL A											
	20030N101										
12/20/2016		11/07/2016		40.00	\$2,839.53	\$2,456.86	\$382.67	\$0.00	\$0.00	\$0.00	\$0.00



Bank of America Private Wealth Management

CUST SCHULTZ FOUNDATION INC

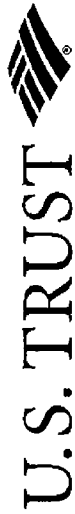
2016 Tax Information Letter

Account Number 070203237476

Page 18

Short Term Transactions

DESCRIPTION	CUSIP	Date sold or disposed	Date acquired	Units	Proceeds	Cost or other basis	Net Gain/Loss	Accrued market discount	Wash sale loss disallowed	Portion Subject to Ordinary Rates including Section 988 (included in Net G/L)	Portion Subject to 28% Rates (included in Net G/L)
COOPER STD HLDGS INC 21676P103											
05/12/2016		01/06/2016		50.00	\$4,237.83	\$3,804.77	\$433.06	\$0.00	\$0.00	\$0.00	\$0.00
05/12/2016		04/15/2016		40.00	\$3,390.27	\$3,066.02	\$324.25	\$0.00	\$0.00	\$0.00	\$0.00
07/07/2016		12/18/2015		10.00	\$799.08	\$756.65	\$42.43	\$0.00	\$0.00	\$0.00	\$0.00
07/07/2016		01/06/2016		40.00	\$3,196.30	\$3,043.82	\$152.48	\$0.00	\$0.00	\$0.00	\$0.00
07/07/2016		06/23/2016		70.00	\$5,593.53	\$5,952.25	\$-358.72	\$0.00	\$0.00	\$0.00	\$0.00
10/25/2016		12/18/2015		60.00	\$5,440.98	\$4,539.88	\$901.10	\$0.00	\$0.00	\$0.00	\$0.00
COOPER TIRE & RUBBER CO 216831107											
01/28/2016		09/24/2015		60.00	\$2,144.85	\$2,373.07	\$-228.22	\$0.00	\$0.00	\$0.00	\$0.00
02/05/2016		08/31/2015		90.00	\$3,030.67	\$3,401.10	\$-370.43	\$0.00	\$370.43	\$0.00	\$0.00
02/05/2016		09/24/2015		10.00	\$336.74	\$395.51	\$-58.77	\$0.00	\$58.77	\$0.00	\$0.00
02/05/2016		09/24/2015		80.00	\$2,693.93	\$3,164.09	\$-470.16	\$0.00	\$0.00	\$0.00	\$0.00
05/04/2016		08/26/2015		180.00	\$5,991.19	\$6,620.78	\$-629.59	\$0.00	\$0.00	\$0.00	\$0.00
05/04/2016		08/31/2015		50.00	\$1,664.22	\$1,889.50	\$-225.28	\$0.00	\$0.00	\$0.00	\$0.00
05/04/2016		09/02/2015		150.00	\$4,992.66	\$5,562.27	\$-569.61	\$0.00	\$0.00	\$0.00	\$0.00
01/06/2016		10/15/2015		180.00	\$6,153.63	\$7,505.32	\$-1,351.69	\$0.00	\$0.00	\$0.00	\$0.00



Bank of America Private Wealth Management

CUST SCHULTZ FOUNDATION INC

2016 Tax Information Letter

Account Number 070203237476

Page 19

Short Term Transactions

DESCRIPTION	CUSIP	Date sold or disposed	Date acquired	Units	Proceeds	Cost or other basis	Net Gain/Loss	Accrued market discount	Wash sale loss disallowed	Portion Subject to Ordinary Rates including Section 988 (included in Net G/L)	Portion Subject to 28% Rates (included in Net G/L)
COOPER TIRE & RUBBER CO 216831107											
01/28/2016		10/15/2015		20 00	\$714.95	\$833.92	\$-118.97	\$0.00	\$0.00	\$0.00	\$0.00
05/04/2016		09/27/2015		90 00	\$2,995.59	\$3,871.14	\$-875.55	\$0.00	\$0.00	\$0.00	\$0.00
05/04/2016		10/21/2015		10 00	\$332.84	\$447.74	\$-114.90	\$0.00	\$0.00	\$0.00	\$0.00
CORE-MARK HLDG CO INC 218681104											
01/06/2016		09/24/2015		80 00	\$6,399.03	\$5,316.34	\$1,082.69	\$0.00	\$0.00	\$0.00	\$0.00
01/22/2016		08/14/2015		80 00	\$6,160.95	\$5,183.10	\$977.85	\$0.00	\$0.00	\$0.00	\$0.00
09/15/2016		05/12/2016		100 00	\$3,585.92	\$4,264.27	\$-678.35	\$0.00	\$0.00	\$0.00	\$0.00
09/15/2016		05/19/2016		40 00	\$1,434.37	\$1,639.56	\$-205.19	\$0.00	\$0.00	\$0.00	\$0.00
09/26/2016		05/19/2016		80 00	\$2,910.20	\$3,279.11	\$-368.91	\$0.00	\$0.00	\$0.00	\$0.00
COSTCO WHSL CORP NEW 22160K105											
03/09/2016		01/29/2016		10 00	\$1,530.56	\$1,512.23	\$18.33	\$0.00	\$0.00	\$0.00	\$0.00
12/20/2016		01/29/2016		10 00	\$1,641.86	\$1,512.22	\$129.64	\$0.00	\$0.00	\$0.00	\$0.00
CYNOSURE INC CL A 232577205											
08/24/2016		05/19/2016		10 00	\$510.42	\$460.83	\$49.59	\$0.00	\$0.00	\$0.00	\$0.00
08/24/2016		06/09/2016		130 00	\$6,635.50	\$6,762.78	\$-127.28	\$0.00	\$0.00	\$0.00	\$0.00
09/15/2016		05/19/2016		110 00	\$5,570.20	\$5,069.08	\$501.12	\$0.00	\$0.00	\$0.00	\$0.00



Bank of America Private Wealth Management

CUST SCHULTZ FOUNDATION INC

2016 Tax Information Letter

Account Number 070203237476

Page 20

Short Term Transactions

DESCRIPTION	CUSIP	Date sold or disposed	Date acquired	Units	Proceeds	Cost or other basis	Net Gain/Loss	Accrued market discount	Wash sale loss disallowed	Portion Subject to Ordinary Rates including Section 988 (included in Net G/L)	Portion Subject to 28% Rates (included in Net G/L)
CYNOSURE INC CL A											
	232577205										
10/25/2016		04/15/2016		110.00	\$5,249.72	\$4,952.64	\$297.08	\$0.00	\$0.00	\$0.00	\$0.00
10/25/2016		05/19/2016		20.00	\$954.49	\$921.65	\$32.84	\$0.00	\$0.00	\$0.00	\$0.00
11/03/2016		03/10/2016		90.00	\$3,658.39	\$3,682.12	\$-23.73	\$0.00	\$0.00	\$0.00	\$0.00
11/03/2016		04/08/2016		130.00	\$5,284.34	\$5,602.03	\$-317.69	\$0.00	\$0.00	\$0.00	\$0.00
11/03/2016		04/15/2016		20.00	\$812.98	\$900.48	\$-87.50	\$0.00	\$0.00	\$0.00	\$0.00
DANAHER CORP											
	235851102										
03/03/2016		05/15/2015		20.00	\$1,807.76	\$1,737.85	\$69.91	\$0.00	\$0.00	\$0.00	\$0.00
12/20/2016		11/07/2016		20.00	\$1,577.76	\$1,564.90	\$12.86	\$0.00	\$0.00	\$0.00	\$0.00
DOLLAR TREE INC											
	256746108										
03/03/2016		08/14/2015		20.00	\$1,538.56	\$1,545.86	\$-7.30	\$0.00	\$0.00	\$0.00	\$0.00
03/09/2016		08/14/2015		10.00	\$770.38	\$772.93	\$-2.55	\$0.00	\$0.00	\$0.00	\$0.00
04/05/2016		08/14/2015		10.00	\$809.58	\$772.93	\$36.65	\$0.00	\$0.00	\$0.00	\$0.00
05/17/2016		08/14/2015		90.00	\$6,987.69	\$6,956.36	\$31.33	\$0.00	\$0.00	\$0.00	\$0.00
05/18/2016		08/14/2015		120.00	\$9,071.90	\$9,275.15	\$-203.25	\$0.00	\$0.00	\$0.00	\$0.00
12/20/2016		11/21/2016		30.00	\$2,567.64	\$2,470.12	\$97.52	\$0.00	\$0.00	\$0.00	\$0.00



Bank of America Private Wealth Management

CUST SCHULTZ FOUNDATION INC

2016 Tax Information Letter

Account Number 070203237476

Page 21

Short Term Transactions

DESCRIPTION	CUSIP	Date sold or disposed	Date acquired	Units	Proceeds	Cost or other basis	Net Gain/Loss	Accrued market discount	Wash sale loss disallowed	Portion Subject to Ordinary Rates including Section 988 (included in Net G/L)	Portion Subject to 28% Rates (included in Net G/L)
DREW INDS INC COM NEW											
	26168L205										
08/03/2016		05/19/2016		70.00	\$6,262.06	\$5,158.06	\$1,104.00	\$0.00	\$0.00	\$0.00	\$0.00
08/16/2016		04/15/2016		80.00	\$7,773.23	\$5,137.37	\$2,635.86	\$0.00	\$0.00	\$0.00	\$0.00
08/16/2016		05/19/2016		20.00	\$1,943.31	\$1,473.73	\$469.58	\$0.00	\$0.00	\$0.00	\$0.00
09/15/2016		03/10/2016		50.00	\$4,749.93	\$3,092.79	\$1,657.14	\$0.00	\$0.00	\$0.00	\$0.00
09/15/2016		04/15/2016		10.00	\$949.99	\$642.17	\$307.82	\$0.00	\$0.00	\$0.00	\$0.00
EMC CORPORATION											
	268648102										
08/03/2016		10/26/2015		80.00	\$2,245.54	\$2,095.07	\$150.47	\$0.00	\$0.00	\$0.00	\$0.00
09/06/2016		10/26/2015		170.00	\$4,935.14	\$4,452.03	\$483.11	\$0.00	\$0.00	\$0.00	\$0.00
ECOLAB INC											
	278865100										
02/22/2016		05/15/2015		10.00	\$1,077.54	\$1,158.16	\$-80.62	\$0.00	\$0.00	\$0.00	\$0.00
EMERGENT BIOSOLUTIONS INC											
	29089Q105										
03/18/2016		01/06/2016		130.00	\$4,178.61	\$5,102.31	\$-923.70	\$0.00	\$923.70	\$0.00	\$0.00
06/09/2016		12/13/2015		130.00	\$5,677.36	\$5,817.18	\$-139.82	\$0.00	\$0.00	\$0.00	\$0.00
06/09/2016		12/18/2015		10.00	\$436.72	\$380.40	\$56.32	\$0.00	\$0.00	\$0.00	\$0.00
06/09/2016		01/06/2016		50.00	\$2,183.60	\$1,962.42	\$221.18	\$0.00	\$0.00	\$0.00	\$0.00
06/09/2016		05/19/2016		10.00	\$436.72	\$411.25	\$25.47	\$0.00	\$0.00	\$0.00	\$0.00



Bank of America Private Wealth Management

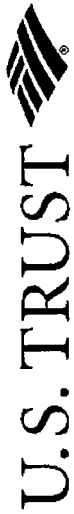
CUST SCHULTZ FOUNDATION INC

2016 Tax Information Letter

Account Number 070203237476

Short Term Transactions

DESCRIPTION	CUSIP	Date sold or disposed	Date acquired	Units	Proceeds	Cost or other basis	Net Gain/Loss	Accrued market discount	Wash sale loss disallowed	Portion Subject to Ordinary Rates including Section 988 (included in Net G/L)	Portion Subject to 28% Rates (included in Net G/L)
EMERGENT BIOSOLUTIONS INC											
29089Q105											
06/23/2016		12/08/2015		70.00	\$2,165.49	\$2,584.40	\$-418.91	\$0.00	\$0.00	\$0.00	\$0.00
06/23/2016		12/18/2015		140.00	\$4,330.99	\$5,325.60	\$-994.61	\$0.00	\$0.00	\$0.00	\$0.00
06/23/2016		02/23/2016		40.00	\$1,237.43	\$1,505.69	\$-268.26	\$0.00	\$0.00	\$0.00	\$0.00
08/03/2016		12/08/2015		100.00	\$3,034.43	\$3,495.22	\$-460.79	\$0.00	\$0.00	\$0.00	\$0.00
08/03/2016		01/22/2016		120.00	\$3,641.32	\$4,113.34	\$-472.02	\$0.00	\$0.00	\$0.00	\$0.00
08/03/2016		02/05/2016		180.00	\$5,461.98	\$6,164.29	\$-702.31	\$0.00	\$0.00	\$0.00	\$0.00
EPAM SYS INC											
29414B104											
02/05/2016		11/10/2015		50.00	\$3,149.70	\$4,405.63	\$-1,255.93	\$0.00	\$0.00	\$0.00	\$0.00
02/05/2016		11/17/2015		30.00	\$1,889.82	\$2,658.79	\$-768.97	\$0.00	\$0.00	\$0.00	\$0.00
02/05/2016		11/27/2015		20.00	\$1,259.88	\$1,717.05	\$-457.17	\$0.00	\$0.00	\$0.00	\$0.00
02/05/2016		12/18/2015		50.00	\$3,149.71	\$3,980.68	\$-830.97	\$0.00	\$0.00	\$0.00	\$0.00
EPLUS INC											
294268107											
02/05/2016		12/08/2015		70.00	\$4,645.32	\$6,204.59	\$-1,559.27	\$0.00	\$0.00	\$0.00	\$0.00
02/05/2016		01/06/2016		50.00	\$3,318.08	\$4,708.35	\$-1,390.27	\$0.00	\$0.00	\$0.00	\$0.00
02/05/2016		01/22/2016		50.00	\$3,318.08	\$4,651.12	\$-1,333.04	\$0.00	\$0.00	\$0.00	\$0.00



Bank of America Private Wealth Management

CUST SCHULTZ FOUNDATION INC

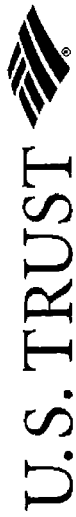
2016 Tax Information Letter

Account Number 070203237476

Page 23

Short Term Transactions

DESCRIPTION	CUSIP	Date sold or disposed	Date acquired	Units	Proceeds	Cost or other basis	Net Gain/Loss	Accrued market discount	Wash sale loss disallowed	Portion Subject to Ordinary Rates including Section 988 (included in Net G/L)	Portion Subject to 28% Rates (included in Net G/L)
ETHAN ALLEN INTERIORS INC 297602104											
10/14/2016		06/23/2016		120.00	\$3,562.50	\$3,995.03	\$-432.53	\$0.00	\$0.00	\$0.00	\$0.00
10/14/2016		08/03/2016		120.00	\$3,562.51	\$4,143.68	\$-581.17	\$0.00	\$0.00	\$0.00	\$0.00
10/14/2016		08/16/2016		180.00	\$5,343.75	\$6,288.46	\$-944.71	\$0.00	\$0.00	\$0.00	\$0.00
EURONET SYCS INC 298736109											
07/07/2016		11/04/2015		40.00	\$2,785.28	\$3,202.81	\$-417.53	\$0.00	\$0.00	\$0.00	\$0.00
07/07/2016		11/12/2015		10.00	\$696.32	\$793.50	\$-97.18	\$0.00	\$0.00	\$0.00	\$0.00
07/07/2016		06/09/2016		70.00	\$4,874.23	\$5,650.74	\$-776.51	\$0.00	\$0.00	\$0.00	\$0.00
11/16/2016		10/14/2016		60.00	\$4,558.15	\$5,037.09	\$-478.94	\$0.00	\$0.00	\$0.00	\$0.00
12/09/2016		09/15/2016		70.00	\$5,190.80	\$5,476.00	\$-285.20	\$0.00	\$0.00	\$0.00	\$0.00
12/27/2016		05/12/2016		90.00	\$6,537.74	\$6,784.60	\$-246.86	\$0.00	\$0.00	\$0.00	\$0.00
12/27/2016		05/19/2016		70.00	\$5,084.91	\$5,366.03	\$-281.12	\$0.00	\$0.00	\$0.00	\$0.00
12/27/2016		09/15/2016		20.00	\$1,452.83	\$1,564.57	\$-111.74	\$0.00	\$0.00	\$0.00	\$0.00
EXPEDITORS INTERNATIONAL WASH INC 302130109											
02/22/2016		02/26/2015		30.00	\$1,405.25	\$1,490.74	\$-85.49	\$0.00	\$0.00	\$0.00	\$0.00
02/22/2016		02/26/2015		170.00	\$7,963.07	\$8,447.50	\$-484.43	\$0.00	\$484.43	\$0.00	\$0.00
12/20/2016		11/21/2016		50.00	\$2,718.94	\$2,592.84	\$126.10	\$0.00	\$0.00	\$0.00	\$0.00



Bank of America Private Wealth Management

CUST SCHULTZ FOUNDATION INC

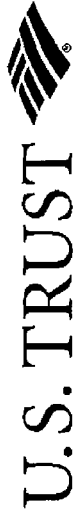
2016 Tax Information Letter

Account Number 070203237476

Page 24

Short Term Transactions

DESCRIPTION	CUSIP	Date sold or disposed	Date acquired	Units	Proceeds	Cost or other basis	Net Gain/Loss	Accrued market discount	Wash sale loss disallowed	Portion Subject to Ordinary Rates including Section 988 (included in Net G/L)	Portion Subject to 28% Rates (included in Net G/L)
EXPRESS INC	30219E103										
05/12/2016		04/15/2016		250.00	\$4,165.03	\$4,884.33	\$-719.30	\$0.00	\$0.00	\$0.00	\$0.00
EXPRESS SCRIPTS HLDG CO	30219G108										
01/22/2016		04/10/2015		330.00	\$23,643.86	\$29,332.94	\$-5,689.08	\$0.00	\$0.00	\$0.00	\$0.00
03/09/2016		04/10/2015		10.00	\$696.98	\$888.88	\$-191.90	\$0.00	\$0.00	\$0.00	\$0.00
03/22/2016		04/10/2015		90.00	\$6,085.55	\$7,999.89	\$-1,914.34	\$0.00	\$0.00	\$0.00	\$0.00
03/22/2016		04/24/2015		10.00	\$676.17	\$874.88	\$-198.71	\$0.00	\$0.00	\$0.00	\$0.00
03/22/2016		05/15/2015		20.00	\$1,352.34	\$1,754.49	\$-402.15	\$0.00	\$0.00	\$0.00	\$0.00
03/30/2016		04/24/2015		110.00	\$7,620.94	\$9,623.64	\$-2,002.70	\$0.00	\$0.00	\$0.00	\$0.00
EXPRESS SCRIPTS HLDG CO	30219GAK4										
10/11/2016		02/19/2016		20,000.00	\$20,735.00	\$19,023.00	\$1,712.00	\$64.18	\$0.00	\$0.00	\$0.00
EXPRESS SCRIPTS HLDG CO	30219GAQ1										
12/08/2016		06/29/2016		10,000.00	\$9,665.50	\$9,991.10	\$-325.60	\$0.00	\$0.00	\$0.00	\$0.00
FCB FINL HLDGS INC	30255G103										
04/08/2016		07/10/2015		50.00	\$1,519.08	\$1,578.57	\$-59.49	\$0.00	\$0.00	\$0.00	\$0.00
04/15/2016		05/14/2015		200.00	\$6,577.25	\$5,654.30	\$922.95	\$0.00	\$0.00	\$0.00	\$0.00
04/15/2016		07/10/2015		180.00	\$5,919.53	\$5,682.83	\$236.70	\$0.00	\$0.00	\$0.00	\$0.00



Bank of America Private Wealth Management

CUST SCHULTZ FOUNDATION INC

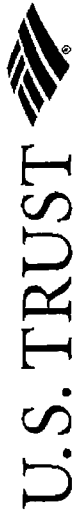
2016 Tax Information Letter

Account Number 070203237476

Page 25

Short Term Transactions

DESCRIPTION	CUSIP	Date sold or disposed	Date acquired	Units	Proceeds	Cost or other basis	Net Gain/Loss	Accrued market discount	Wash sale loss disallowed	Portion Subject to Ordinary Rates including Section 988 (included in Net G/L)	Portion Subject to 28% Rates (included in Net G/L)
FCB FINL HLDGS INC 30255G103											
02/23/2016		12/08/2015		130.00	\$3,882.88	\$4,776.33	\$-893.45	\$0.00	\$0.00	\$0.00	\$0.00
02/23/2016		12/18/2015		80.00	\$2,389.47	\$2,858.84	\$-469.37	\$0.00	\$0.00	\$0.00	\$0.00
04/08/2016		10/28/2015		160.00	\$4,861.04	\$5,545.17	\$-684.13	\$0.00	\$0.00	\$0.00	\$0.00
04/08/2016		12/18/2015		80.00	\$2,430.52	\$2,858.84	\$-428.32	\$0.00	\$0.00	\$0.00	\$0.00
FEDERAL HOME LN MTG CORP 3128MJYC8											
09/30/2016		09/15/2016		584.32	\$584.32	\$617.01	\$-32.69	\$0.00	\$0.00	\$0.00	\$0.00
10/31/2016		09/15/2016		771.29	\$771.29	\$814.43	\$-43.14	\$0.00	\$0.00	\$0.00	\$0.00
11/30/2016		09/15/2016		803.36	\$803.36	\$848.30	\$-44.94	\$0.00	\$0.00	\$0.00	\$0.00
12/31/2016		09/15/2016		615.60	\$615.60	\$650.04	\$-34.44	\$0.00	\$0.00	\$0.00	\$0.00
FEDERAL NATL MTG ASSN 3138WH5S7											
10/31/2016		10/20/2016		183.30	\$183.30	\$189.79	\$-6.49	\$6.49	\$0.00	\$0.00	\$0.00
11/30/2016		10/20/2016		163.58	\$163.58	\$169.37	\$-5.79	\$5.79	\$0.00	\$0.00	\$0.00
12/31/2016		10/20/2016		207.38	\$207.38	\$214.72	\$-7.34	\$7.34	\$0.00	\$0.00	\$0.00
FEDERAL NATL MTG ASSN 31418B5C6											
10/31/2016		10/18/2016		618.34	\$618.34	\$652.13	\$-33.79	\$0.00	\$0.00	\$0.00	\$0.00
11/30/2016		10/18/2016		779.24	\$779.24	\$821.82	\$-42.58	\$0.00	\$0.00	\$0.00	\$0.00



Bank of America Private Wealth Management

CUST SCHULTZ FOUNDATION INC

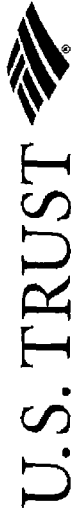
2016 Tax Information Letter

Account Number 070203237476

Page 26

Short Term Transactions

DESCRIPTION	CUSIP	Date sold or disposed	Date acquired	Units	Proceeds	Cost or other basis	Net Gain/Loss	Accrued market discount	Wash sale loss disallowed	Portion Subject to Ordinary Rates including Section 988 (included in Net G/L)	Portion Subject to 28% Rates (included in Net G/L)
FEDERAL NATL MTG ASSN											
	31418B5C6										
12/31/2016		10/18/2016		903.57	\$903.57	\$952.95	\$-49.38	\$0.00	\$0.00	\$0.00	\$0.00
FEDERATED INVS INC PA CL B											
	314211103										
12/15/2016		04/15/2016		400.00	\$10,991.24	\$12,111.84	\$-1,120.60	\$0.00	\$0.00	\$0.00	\$0.00
FLORIDA PWR & LT CO											
	341081FK8										
11/02/2016		06/28/2016		10,000.00	\$10,612.90	\$10,790.90	\$-178.00	\$0.00	\$0.00	\$0.00	\$0.00
FORD MTR CO DEL											
	345370860										
12/13/2016		05/24/2016		100.00	\$1,274.43	\$1,321.00	\$-46.57	\$0.00	\$0.00	\$0.00	\$0.00
G & K SVCS INC CL A											
	361268105										
11/16/2016		05/12/2016		110.00	\$10,537.98	\$8,034.82	\$2,503.16	\$0.00	\$0.00	\$0.00	\$0.00
11/16/2016		05/25/2016		80.00	\$7,663.98	\$5,972.11	\$1,691.87	\$0.00	\$0.00	\$0.00	\$0.00
11/16/2016		06/23/2016		50.00	\$4,789.99	\$3,809.96	\$980.03	\$0.00	\$0.00	\$0.00	\$0.00
11/16/2016		08/03/2016		70.00	\$6,705.99	\$5,607.64	\$1,098.35	\$0.00	\$0.00	\$0.00	\$0.00
GENERAL MTRS CO											
	37045V100										
12/20/2016		12/13/2016		50.00	\$1,825.96	\$1,858.24	\$-32.28	\$0.00	\$0.00	\$0.00	\$0.00
GLOBAL BRASS & COPPER HLDGS INC											
	37953G103										
01/22/2016		10/21/2015		90.00	\$1,720.26	\$2,088.37	\$-368.11	\$0.00	\$0.00	\$0.00	\$0.00
01/22/2016		11/04/2015		270.00	\$5,160.79	\$6,313.11	\$-1,152.32	\$0.00	\$0.00	\$0.00	\$0.00



Bank of America Private Wealth Management

CUST SCHULTZ FOUNDATION INC

2016 Tax Information Letter

Account Number 070203237476

Short Term Transactions

DESCRIPTION	CUSIP	Date sold or disposed	Date acquired	Units	Proceeds	Cost or other basis	Net Gain/Loss	Accrued market discount	Wash sale loss disallowed	Portion Subject to Ordinary Rates including Section 988 (included in Net G/L)	Portion Subject to 28% Rates (included in Net G/L)
GLOBAL BRASS & COPPER HLDGS INC 37953G103											
01/28/2016		10/21/2015		90.00	\$1,730.17	\$2,088.37	\$-358.20	\$0.00	\$358.20	\$0.00	\$0.00
01/28/2016		10/28/2015		130.00	\$2,499.14	\$3,014.70	\$-515.56	\$0.00	\$515.56	\$0.00	\$0.00
08/03/2016		11/16/2015		90.00	\$2,469.42	\$2,411.56	\$57.86	\$0.00	\$0.00	\$0.00	\$0.00
08/03/2016		11/23/2015		130.00	\$3,566.93	\$3,481.53	\$85.40	\$0.00	\$0.00	\$0.00	\$0.00
08/03/2016		05/19/2016		50.00	\$1,371.90	\$1,332.24	\$39.66	\$0.00	\$0.00	\$0.00	\$0.00
08/04/2016		03/10/2016		30.00	\$819.14	\$741.09	\$78.05	\$0.00	\$0.00	\$0.00	\$0.00
08/04/2016		05/19/2016		50.00	\$1,365.24	\$1,332.23	\$33.01	\$0.00	\$0.00	\$0.00	\$0.00
08/16/2016		03/10/2016		140.00	\$3,964.54	\$3,458.40	\$506.14	\$0.00	\$0.00	\$0.00	\$0.00
08/16/2016		04/08/2016		100.00	\$2,831.82	\$2,373.68	\$458.14	\$0.00	\$0.00	\$0.00	\$0.00
09/15/2016		10/28/2015		40.00	\$1,071.18	\$927.60	\$143.58	\$0.00	\$0.00	\$0.00	\$0.00
09/15/2016		11/12/2015		190.00	\$5,088.13	\$4,231.60	\$856.53	\$0.00	\$0.00	\$0.00	\$0.00
09/15/2016		02/23/2016		40.00	\$1,071.18	\$912.60	\$158.58	\$0.00	\$0.00	\$0.00	\$0.00
09/15/2016		03/03/2016		180.00	\$4,820.33	\$4,068.02	\$752.31	\$0.00	\$0.00	\$0.00	\$0.00
09/15/2016		04/08/2016		60.00	\$1,606.78	\$1,424.21	\$182.57	\$0.00	\$0.00	\$0.00	\$0.00



Bank of America Private Wealth Management

CUST SCHULZ FOUNDATION INC

2016 Financials Letter

Account Number: 70703237476

Page 28

Short Term Transactions

DESCRIPTION	CUSIP	Date sold or disposed	Date acquired	Units	Proceeds	Cost or other basis	Net Gain/Loss	Accrued market discount	Wash sale loss disallowed	Portion Subject to Ordinary Rates including Section 988 (included in Net G/L)	Portion Subject to 28% Rates (included in Net G/L)
HAWAIIAN HLDGS INC											
	419879101										
05/12/2016		04/15/2016		100 00	\$4,141.25	\$4,948.45	\$-807.20	\$0.00	\$0.00	\$0.00	\$0.00
HEARTLAND PMT SYS INC											
	42235N108										
03/10/2016		05/14/2015		50 00	\$4,636.29	\$2,610.67	\$2,025.62	\$0.00	\$0.00	\$0.00	\$0.00
03/18/2016		04/29/2015		50 00	\$4,615.84	\$2,597.43	\$2,018.41	\$0.00	\$0.00	\$0.00	\$0.00
03/18/2016		05/14/2015		30 00	\$2,769.51	\$1,566.40	\$1,203.11	\$0.00	\$0.00	\$0.00	\$0.00
04/15/2016		04/29/2015		110.00	\$11,405.11	\$5,714.36	\$5,690.75	\$0.00	\$0.00	\$0.00	\$0.00
04/15/2016		05/07/2015		140 00	\$14,515.60	\$7,208.63	\$7,306.97	\$0.00	\$0.00	\$0.00	\$0.00
HOOKE FURNITURE CORP											
	439038100										
05/12/2016		02/05/2016		180 00	\$4,400.87	\$5,101.24	\$-700.37	\$0.00	\$0.00	\$0.00	\$0.00
05/12/2016		02/23/2016		180 00	\$4,400.87	\$5,637.29	\$-1,236.42	\$0.00	\$0.00	\$0.00	\$0.00
ICU MED INC											
	44930G107										
01/22/2016		08/26/2015		30 00	\$2,812.12	\$3,331.80	\$-519.68	\$0.00	\$0.00	\$0.00	\$0.00
01/22/2016		08/31/2015		40 00	\$3,749.49	\$4,560.40	\$-810.91	\$0.00	\$0.00	\$0.00	\$0.00
02/05/2016		08/26/2015		30 00	\$2,631.74	\$3,331.80	\$-700.06	\$0.00	\$0.00	\$0.00	\$0.00
02/05/2016		09/02/2015		50 00	\$4,386.22	\$5,530.80	\$-1,144.58	\$0.00	\$0.00	\$0.00	\$0.00



Bank of America Private Wealth Management

CUST SCHULTZ FOUNDATION INC

2016 Tax Information Letter

Account Number 070203237476

Short Term Transactions

DESCRIPTION	CUSIP	Date sold or disposed	Date acquired	Units	Proceeds	Cost or other basis	Net Gain/Loss	Accrued market discount	Wash sale loss disallowed	Portion Subject to Ordinary Rates including Section 988 (included in Net G/L)	Portion Subject to 28% Rates (included in Net G/L)
INC RESEARCH HLDGS INC CL A 45329R109											
02/23/2016		12/18/2015		130.00	\$5,139.15	\$6,267.30	\$-1,128.15	\$0.00	\$0.00	\$0.00	\$0.00
02/23/2016		01/06/2016		60.00	\$2,371.91	\$2,846.58	\$-474.67	\$0.00	\$0.00	\$0.00	\$0.00
03/03/2016		12/08/2015		140.00	\$5,468.62	\$6,339.20	\$-870.58	\$0.00	\$0.00	\$0.00	\$0.00
03/03/2016		01/06/2016		60.00	\$2,343.70	\$2,846.57	\$-502.87	\$0.00	\$0.00	\$0.00	\$0.00
06/23/2016		12/08/2015		30.00	\$1,163.23	\$1,358.40	\$-195.17	\$0.00	\$0.00	\$0.00	\$0.00
06/23/2016		01/22/2016		110.00	\$4,265.17	\$4,945.55	\$-680.38	\$0.00	\$0.00	\$0.00	\$0.00
06/23/2016		04/15/2016		130.00	\$5,040.65	\$6,388.21	\$-1,347.56	\$0.00	\$0.00	\$0.00	\$0.00
07/20/2016		01/22/2016		20.00	\$862.14	\$899.19	\$-37.05	\$0.00	\$0.00	\$0.00	\$0.00
07/20/2016		05/19/2016		70.00	\$3,017.50	\$3,066.95	\$-49.45	\$0.00	\$0.00	\$0.00	\$0.00
INNSPEC INC 45768S105											
01/06/2016		09/02/2015		90.00	\$4,625.67	\$4,361.03	\$264.64	\$0.00	\$0.00	\$0.00	\$0.00
01/06/2016		09/16/2015		10.00	\$513.96	\$484.50	\$29.46	\$0.00	\$0.00	\$0.00	\$0.00
01/22/2016		08/31/2015		70.00	\$3,285.06	\$3,340.57	\$-55.51	\$0.00	\$0.00	\$0.00	\$0.00
01/22/2016		09/16/2015		90.00	\$4,223.66	\$4,360.50	\$-136.84	\$0.00	\$0.00	\$0.00	\$0.00
02/23/2016		08/26/2015		150.00	\$6,579.34	\$7,049.09	\$-469.75	\$0.00	\$0.00	\$0.00	\$0.00



Bank of America Private Wealth Management

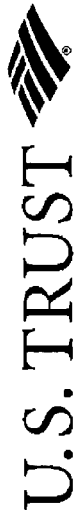
CUST SCHULTZ FOUNDATION INC

2016 Tax Information Letter

Account Number 070203237476

Short Term Transactions

DESCRIPTION	CUSIP	Date sold or disposed	Date acquired	Units	Proceeds	Cost or other basis	Net Gain/Loss	Accrued market discount	Wash sale loss disallowed	Portion Subject to Ordinary Rates including Section 988 (included in Net G/L)	Portion Subject to 28% Rates (included in Net G/L)
INNOSPEC INC	45768S105										
02/23/2016			08/31/2015	30.00	\$1,315.87	\$1,431.67	\$-115.80	\$0.00	\$0.00	\$0.00	\$0.00
INTERCONTINENTAL EXCHANGE GROUP	45866FAC8										
04/15/2016			11/19/2015	20,000.00	\$20,511.80	\$19,977.60	\$534.20	\$0.00	\$0.00	\$0.00	\$0.00
JPMORGAN CHASE & CO	46625HJY7										
10/17/2016			05/20/2016	10,000.00	\$10,482.00	\$10,192.30	\$289.70	\$0.00	\$0.00	\$0.00	\$0.00
JPMORGAN CHASE & CO	46625HLW8										
05/20/2016			10/22/2015	20,000.00	\$20,333.80	\$20,225.80	\$108.00	\$0.00	\$0.00	\$0.00	\$0.00
JETBLUE AWYS CORP	477143101										
03/10/2016			03/26/2015	500.00	\$9,867.33	\$9,297.35	\$569.98	\$0.00	\$0.00	\$0.00	\$0.00
03/10/2016			05/07/2015	140.00	\$2,762.85	\$2,971.53	\$-208.68	\$0.00	\$0.00	\$0.00	\$0.00
01/06/2016			11/12/2015	70.00	\$1,533.50	\$1,824.56	\$-291.06	\$0.00	\$291.06	\$0.00	\$0.00
01/06/2016			11/12/2015	80.00	\$1,752.58	\$2,085.21	\$-332.63	\$0.00	\$0.00	\$0.00	\$0.00
01/06/2016			12/08/2015	150.00	\$3,286.07	\$3,896.73	\$-610.66	\$0.00	\$0.00	\$0.00	\$0.00
03/10/2016			10/14/2015	70.00	\$1,381.43	\$2,109.53	\$-728.10	\$0.00	\$0.00	\$0.00	\$0.00
JOHNSON AND JOHNSON	478160104										
04/05/2016			03/30/2016	10.00	\$1,094.17	\$1,092.43	\$1.74	\$0.00	\$0.00	\$0.00	\$0.00



Bank of America Private Wealth Management

CUST SCHULTZ FOUNDATION INC

2016 Tax Information Letter

Account Number 070203237476

Page 31

Short Term Transactions

DESCRIPTION	CUSIP	Date sold or disposed	Date acquired	Units	Proceeds	Cost or other basis	Net Gain/Loss	Accrued market discount	Wash sale loss disallowed	Portion Subject to Ordinary Rates including Section 988 (included in Net G/L)	Portion Subject to 28% Rates (included in Net G/L)
JOHNSON AND JOHNSON											
	478160104										
12/20/2016		03/30/2016		20.00	\$2,311.54	\$2,184.86	\$126.68	\$0.00	\$0.00	\$0.00	\$0.00
12/20/2016		03/30/2016		25.00	\$2,886.18	\$2,731.07	\$155.11	\$0.00	\$0.00	\$0.00	\$0.00
KROGER CO											
	501044101										
03/03/2016		05/15/2015		40.00	\$1,476.76	\$1,457.67	\$19.09	\$0.00	\$0.00	\$0.00	\$0.00
LHC GROUP INC											
	50187A107										
01/22/2016		07/22/2015		30.00	\$1,149.13	\$1,218.82	\$-69.69	\$0.00	\$0.00	\$0.00	\$0.00
01/28/2016		07/16/2015		130.00	\$4,855.66	\$5,193.29	\$-337.63	\$0.00	\$0.00	\$0.00	\$0.00
01/28/2016		07/22/2015		20.00	\$747.02	\$812.55	\$-65.53	\$0.00	\$0.00	\$0.00	\$0.00
01/22/2016		12/18/2015		120.00	\$4,596.53	\$5,464.40	\$-867.87	\$0.00	\$0.00	\$0.00	\$0.00
LA Z BOY INC											
	505336107										
01/06/2016		08/26/2015		50.00	\$1,169.56	\$1,361.91	\$-192.35	\$0.00	\$0.00	\$0.00	\$0.00
01/06/2016		08/31/2015		200.00	\$4,678.25	\$5,544.84	\$-866.59	\$0.00	\$0.00	\$0.00	\$0.00
01/22/2016		08/26/2015		190.00	\$4,031.97	\$5,175.28	\$-1,143.31	\$0.00	\$0.00	\$0.00	\$0.00
01/22/2016		09/02/2015		210.00	\$4,456.39	\$5,636.40	\$-1,180.01	\$0.00	\$0.00	\$0.00	\$0.00
01/06/2016		10/15/2015		20.00	\$467.83	\$555.40	\$-87.57	\$0.00	\$0.00	\$0.00	\$0.00



Bank of America Private Wealth Management

CUST SCHULTZ FOUNDATION INC

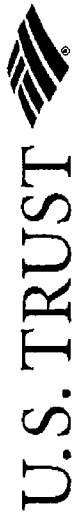
2016 Tax Information Letter

Account Number 070203237476

Page 32

Short Term Transactions

DESCRIPTION	DATE	UNITS	PROCEEDS	COST OR OTHER BASIS	NET GAIN/LOSS	ACCRUED MARKET DISCOUNT	WASH SALE LOSS DISALLOWED	PORTION SUBJECT TO ORDINARY RATES INCLUDING SECTION 988 (INCLUDED IN NET G/L)	PORTION SUBJECT TO 28% RATES (INCLUDED IN NET G/L)
LABORATORY CORP AMER HLDGS NEW 50540R409									
	03/03/2016	20.00	\$2,229.55	\$2,538.46	\$-308.91	\$0.00	\$308.91	\$0.00	\$0.00
	04/05/2016	10.00	\$1,178.87	\$1,323.51	\$-144.64	\$0.00	\$144.64	\$0.00	\$0.00
LANCASTER COLONY CORP 513847103									
	03/10/2016	40.00	\$4,263.91	\$4,722.80	\$-458.89	\$0.00	\$0.00	\$0.00	\$0.00
	03/10/2016	40.00	\$4,263.90	\$4,563.12	\$-299.22	\$0.00	\$0.00	\$0.00	\$0.00
LUMENTUM HLDGS INC 55024U109									
	05/25/2016	200.00	\$4,469.24	\$5,483.84	\$-1,014.60	\$0.00	\$0.00	\$0.00	\$0.00
	05/25/2016	180.00	\$4,022.32	\$4,812.89	\$-790.57	\$0.00	\$0.00	\$0.00	\$0.00
	08/16/2016	190.00	\$6,244.17	\$5,894.32	\$349.85	\$0.00	\$0.00	\$0.00	\$0.00
	09/15/2016	140.00	\$5,467.21	\$3,817.97	\$1,649.24	\$0.00	\$0.00	\$0.00	\$0.00
	09/15/2016	20.00	\$781.03	\$620.45	\$160.58	\$0.00	\$0.00	\$0.00	\$0.00
	11/16/2016	50.00	\$2,024.17	\$1,234.85	\$789.32	\$0.00	\$0.00	\$0.00	\$0.00
	11/16/2016	50.00	\$2,024.18	\$1,336.92	\$687.26	\$0.00	\$0.00	\$0.00	\$0.00
	11/16/2016	120.00	\$4,858.03	\$3,272.54	\$1,585.49	\$0.00	\$0.00	\$0.00	\$0.00
MARATHON PETE CORP 56585A102									
	12/20/2016	25.00	\$1,240.72	\$1,058.25	\$182.47	\$0.00	\$0.00	\$0.00	\$0.00



Bank of America Private Wealth Management

CUST SCHULTZ FOUNDATION INC

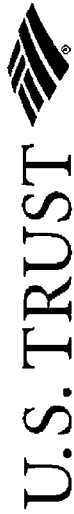
2016 Tax Information Letter

Account Number 070203237476

Page 33

Short Term Transactions

DESCRIPTION	CUSIP	Date sold or disposed	Date acquired	Units	Proceeds	Cost or other basis	Net Gain/Loss	Accrued market discount	Wash sale loss disallowed	Portion Subject to Ordinary Rates including Section 988 (included in Net G/L)	Portion Subject to 28% Rates (included in Net G/L)
MARKETAXESS HLDGS INC 57060D108											
05/04/2016		02/23/2016		40.00	\$4,911.98	\$4,581.54	\$330.44	\$0.00	\$0.00	\$0.00	\$0.00
05/04/2016		03/03/2016		40.00	\$4,911.99	\$4,766.91	\$145.08	\$0.00	\$0.00	\$0.00	\$0.00
05/19/2016		02/05/2016		50.00	\$6,670.87	\$5,476.33	\$1,194.54	\$0.00	\$0.00	\$0.00	\$0.00
05/19/2016		02/23/2016		10.00	\$1,334.18	\$1,145.39	\$188.79	\$0.00	\$0.00	\$0.00	\$0.00
MASIMO CORP 574795100											
11/03/2016		10/14/2016		90.00	\$5,171.82	\$5,281.25	\$-109.43	\$0.00	\$0.00	\$0.00	\$0.00
MASTERCARD INC CL A 57636Q104											
03/09/2016		11/06/2015		10.00	\$873.18	\$1,007.73	\$-134.55	\$0.00	\$134.55	\$0.00	\$0.00
04/05/2016		10/22/2015		10.00	\$950.87	\$1,009.74	\$-58.87	\$0.00	\$0.00	\$0.00	\$0.00
12/20/2016		11/21/2016		20.00	\$2,077.35	\$2,107.95	\$-30.60	\$0.00	\$0.00	\$0.00	\$0.00
MCCORMICK & CO INC NON-VOTING 579780206											
03/03/2016		10/22/2015		20.00	\$1,857.15	\$1,708.23	\$148.92	\$0.00	\$0.00	\$0.00	\$0.00
03/09/2016		10/22/2015		10.00	\$939.17	\$854.12	\$85.05	\$0.00	\$0.00	\$0.00	\$0.00
04/05/2016		10/22/2015		10.00	\$997.37	\$854.12	\$143.25	\$0.00	\$0.00	\$0.00	\$0.00
12/20/2016		11/21/2016		20.00	\$1,854.35	\$1,839.33	\$15.02	\$0.00	\$0.00	\$0.00	\$0.00



Bank of America Private Wealth Management

CUST SCHULTZ FOUNDATION INC

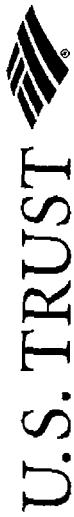
2016 Tax Information Letter

Account Number 070203237476

Page 34

Short Term Transactions

DESCRIPTION	CUSIP	Date sold or disposed	Date acquired	Units	Proceeds	Cost or other basis	Net Gain/Loss	Accrued market discount	Wash sale loss disallowed	Portion Subject to Ordinary Rates including Section 988 (included in Net G/L)	Portion Subject to 28% Rates (included in Net G/L)
MCDONALDS CORP											
	580135101										
03/09/2016		02/23/2016		10.00	\$1,190.47	\$1,176.04	\$14.43	\$0.00	\$0.00	\$0.00	\$0.00
10/20/2016		02/23/2016		140.00	\$15,517.22	\$16,464.54	\$-947.32	\$0.00	\$0.00	\$0.00	\$0.00
12/20/2016		02/23/2016		10.00	\$1,233.07	\$1,176.04	\$57.03	\$0.00	\$0.00	\$0.00	\$0.00
METALDYNE PERFORMANCE GROUP											
	59116R107										
01/06/2016		09/24/2015		200.00	\$3,451.95	\$4,199.88	\$-747.93	\$0.00	\$0.00	\$0.00	\$0.00
01/06/2016		10/08/2015		20.00	\$345.20	\$442.00	\$-96.80	\$0.00	\$0.00	\$0.00	\$0.00
01/06/2016		10/28/2015		210.00	\$3,624.55	\$4,559.42	\$-934.87	\$0.00	\$0.00	\$0.00	\$0.00
METLIFE INC											
	59156RBB3										
11/01/2016		07/08/2016		10,000.00	\$11,046.40	\$11,188.10	\$-141.70	\$0.00	\$0.00	\$0.00	\$0.00
MICROSOFT CORP											
	594918104										
03/09/2016		03/04/2016		10.00	\$526.58	\$519.53	\$7.05	\$0.00	\$0.00	\$0.00	\$0.00
04/05/2016		03/30/2016		10.00	\$550.68	\$553.99	\$-3.31	\$0.00	\$0.00	\$0.00	\$0.00
10/20/2016		03/30/2016		50.00	\$2,844.12	\$2,769.93	\$74.19	\$0.00	\$0.00	\$0.00	\$0.00
10/20/2016		08/26/2016		140.00	\$7,963.54	\$8,206.02	\$-242.48	\$0.00	\$242.48	\$0.00	\$0.00
10/20/2016		09/16/2016		130.00	\$7,394.72	\$7,428.77	\$-34.05	\$0.00	\$0.00	\$0.00	\$0.00
12/20/2016		09/13/2016		40.00	\$2,536.14	\$2,489.64	\$46.50	\$0.00	\$0.00	\$0.00	\$0.00



Bank of America Private Wealth Management

CUST SCHULTZ FOUNDATION INC

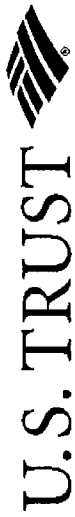
2016 Tax Information Letter

Account Number-070203237476

Page 35

Short Term Transactions

DESCRIPTION	CUSIP	Date sold or disposed	Date acquired	Units	Proceeds	Cost or other basis	Net Gain/Loss	Accrued market discount	Wash sale loss disallowed	Portion Subject to Ordinary Rates including Section 988 (included in Net G/L)	Portion Subject to 28% Rates (included in Net G/L)
MICROSOFT CORP											
	594918104										
12/20/2016			09/13/2016	50.00	\$3,174.43	\$3,112.06	\$62.37	\$0.00	\$0.00	\$0.00	\$0.00
MICROSEMI CORP											
	595137100										
01/06/2016			10/18/2015	10.00	\$310.40	\$405.87	\$-95.47	\$0.00	\$0.00	\$0.00	\$0.00
01/06/2016			10/25/2015	170.00	\$5,276.68	\$6,956.29	\$-1,679.61	\$0.00	\$0.00	\$0.00	\$0.00
01/06/2016			10/28/2015	10.00	\$310.39	\$366.50	\$-56.11	\$0.00	\$0.00	\$0.00	\$0.00
05/04/2016			10/28/2015	60.00	\$1,943.78	\$2,199.00	\$-255.22	\$0.00	\$0.00	\$0.00	\$0.00
05/04/2016			04/15/2016	150.00	\$4,859.44	\$5,592.00	\$-732.56	\$0.00	\$0.00	\$0.00	\$0.00
05/12/2016			10/28/2015	20.00	\$629.09	\$733.00	\$-103.91	\$0.00	\$0.00	\$0.00	\$0.00
05/12/2016			11/12/2015	110.00	\$3,460.00	\$3,986.16	\$-526.16	\$0.00	\$0.00	\$0.00	\$0.00
05/12/2016			03/03/2016	160.00	\$5,032.72	\$5,763.65	\$-730.93	\$0.00	\$0.00	\$0.00	\$0.00
05/19/2016			10/21/2015	120.00	\$3,752.92	\$4,233.60	\$-480.68	\$0.00	\$0.00	\$0.00	\$0.00
05/19/2016			03/10/2016	180.00	\$5,629.37	\$6,254.15	\$-624.78	\$0.00	\$0.00	\$0.00	\$0.00
MORGAN STANLEY											
	61746BDJ2										
10/20/2016			01/26/2016	10,000.00	\$10,579.10	\$10,208.70	\$370.40	\$0.00	\$0.00	\$0.00	\$0.00
MORNINGSTAR INC											
	617700109										
06/09/2016			08/05/2015	60.00	\$5,009.97	\$5,102.55	\$-92.58	\$0.00	\$0.00	\$0.00	\$0.00



Bank of America Private Wealth Management

CUST SCHULTZ FOUNDATION INC

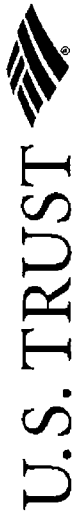
2016 Tax Information Letter

Account Number 070203237476

Page 36

Short Term Transactions

DESCRIPTION	CUSIP	Date sold or disposed	Date acquired	Units	Proceeds	Cost or other basis	Net Gain/Loss	Accrued market discount	Wash sale loss disallowed	Portion Subject to Ordinary Rates including Section 988 (included in Net G/L)	Portion Subject to 28% Rates (included in Net G/L)
MORNINGSTAR INC											
	617700109										
06/09/2016		08/20/2015		80.00	\$6,679.97	\$6,757.22	\$-77.25	\$0.00	\$0.00	\$0.00	\$0.00
MURPHY USA INC											
	626755102										
11/09/2016		08/16/2016		80.00	\$4,759.73	\$6,002.77	\$-1,243.04	\$0.00	\$0.00	\$0.00	\$0.00
11/09/2016		08/24/2016		90.00	\$5,354.70	\$6,607.89	\$-1,253.19	\$0.00	\$0.00	\$0.00	\$0.00
NETGEAR INC											
	64111Q104										
08/16/2016		07/20/2016		30.00	\$1,666.89	\$1,491.90	\$174.99	\$0.00	\$0.00	\$0.00	\$0.00
08/16/2016		08/03/2016		100.00	\$5,556.28	\$5,186.69	\$369.59	\$0.00	\$0.00	\$0.00	\$0.00
10/14/2016		07/20/2016		40.00	\$2,088.39	\$1,989.20	\$99.19	\$0.00	\$0.00	\$0.00	\$0.00
10/14/2016		09/26/2016		120.00	\$6,265.16	\$7,108.01	\$-842.85	\$0.00	\$0.00	\$0.00	\$0.00
OLLIES BARGAIN OUTLET HLDGS INC											
	681116109										
06/23/2016		04/15/2016		180.00	\$4,294.18	\$4,777.43	\$-483.25	\$0.00	\$0.00	\$0.00	\$0.00
06/23/2016		05/04/2016		150.00	\$3,578.48	\$3,893.07	\$-314.59	\$0.00	\$0.00	\$0.00	\$0.00
OMNICELL INC											
	68213N109										
11/09/2016		08/03/2016		110.00	\$3,549.65	\$4,169.56	\$-619.91	\$0.00	\$0.00	\$0.00	\$0.00
11/09/2016		08/24/2016		120.00	\$3,872.35	\$4,497.88	\$-625.53	\$0.00	\$0.00	\$0.00	\$0.00
12/09/2016		08/16/2016		170.00	\$5,837.95	\$6,360.06	\$-522.11	\$0.00	\$0.00	\$0.00	\$0.00



Bank of America Private Wealth Management

CUST SCHULTZ FOUNDATION INC

2016 Tax Information Letter

Account Number 070203237476

Page 37

Short Term Transactions

DESCRIPTION	CUSIP	Date sold or disposed	Date acquired	Units	Proceeds	Cost or other basis	Net Gain/Loss	Accrued market discount	Wash sale loss disallowed	Portion Subject to Ordinary Rates including Section 988 (included in Net G/L)	Portion Subject to 28% Rates (included in Net G/L)
OMNICELL INC											
	68213N109	12/09/2016	08/24/2016	50.00	\$1,717.04	\$1,874.11	\$-157.07	\$0.00	\$0.00	\$0.00	\$0.00
ORACLE CORPORATION											
	68389X105	03/03/2016	05/15/2015	10.00	\$375.49	\$440.95	\$-65.46	\$0.00	\$0.00	\$0.00	\$0.00
ORBITAL ATK INC											
	68557N103	07/07/2016	05/12/2016	10.00	\$834.79	\$889.26	\$-54.47	\$0.00	\$0.00	\$0.00	\$0.00
		07/07/2016	06/09/2016	70.00	\$5,843.56	\$6,355.26	\$-511.70	\$0.00	\$0.00	\$0.00	\$0.00
		08/03/2016	05/12/2016	70.00	\$6,037.27	\$6,224.79	\$-187.52	\$0.00	\$0.00	\$0.00	\$0.00
		08/24/2016	02/05/2016	60.00	\$4,551.50	\$5,243.03	\$-691.53	\$0.00	\$0.00	\$0.00	\$0.00
		08/24/2016	05/04/2016	70.00	\$5,310.09	\$6,127.09	\$-817.00	\$0.00	\$0.00	\$0.00	\$0.00
		08/24/2016	05/12/2016	10.00	\$758.58	\$889.25	\$-130.67	\$0.00	\$0.00	\$0.00	\$0.00
PRA HEALTH SCIENCES INC											
	69354M108	06/23/2016	04/15/2016	50.00	\$2,162.99	\$2,414.07	\$-251.08	\$0.00	\$251.08	\$0.00	\$0.00
		06/23/2016	04/15/2016	50.00	\$2,162.99	\$2,414.07	\$-251.08	\$0.00	\$0.00	\$0.00	\$0.00
		06/23/2016	05/25/2016	90.00	\$3,893.39	\$4,236.49	\$-343.10	\$0.00	\$0.00	\$0.00	\$0.00
		12/09/2016	03/17/2016	10.00	\$550.65	\$520.94	\$29.71	\$0.00	\$0.00	\$0.00	\$0.00
		12/09/2016	10/14/2016	100.00	\$5,506.55	\$5,436.41	\$70.14	\$0.00	\$0.00	\$0.00	\$0.00



Bank of America Private Wealth Management

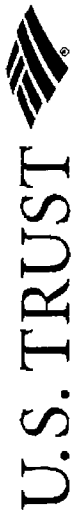
CUST SCHULTZ FOUNDATION INC

2016 Tax Information Letter

Account Number 070203237476

Short Term Transactions

DESCRIPTION	CUSIP	Date sold or disposed	Date acquired	Units	Proceeds	Cost or other basis	Net Gain/Loss	Accrued market discount	Wash sale loss disallowed	Portion Subject to Ordinary Rates including Section 988 (included in Net G/L)	Portion Subject to 28% Rates (included in Net G/L)
PATRICK INDS INC											
	703343103										
03/03/2016		04/09/2015		45.00	\$1,948.09	\$1,805.45	\$142.64	\$0.00	\$0.00	\$0.00	\$0.00
03/03/2016		04/30/2015		125.00	\$5,411.38	\$5,086.67	\$324.71	\$0.00	\$0.00	\$0.00	\$0.00
05/04/2016		08/20/2015		150.00	\$6,559.73	\$5,941.58	\$618.15	\$0.00	\$0.00	\$0.00	\$0.00
01/22/2016		01/06/2016		150.00	\$5,209.88	\$6,153.69	\$-943.81	\$0.00	\$0.00	\$0.00	\$0.00
03/03/2016		01/06/2016		10.00	\$432.91	\$410.25	\$22.66	\$0.00	\$0.00	\$0.00	\$0.00
PHOTRONICS INC											
	719405102										
05/12/2016		09/24/2015		450.00	\$4,501.84	\$4,054.82	\$447.02	\$0.00	\$0.00	\$0.00	\$0.00
03/10/2016		10/21/2015		240.00	\$2,365.36	\$2,311.20	\$54.16	\$0.00	\$0.00	\$0.00	\$0.00
03/10/2016		01/22/2016		460.00	\$4,533.62	\$5,583.30	\$-1,049.68	\$0.00	\$0.00	\$0.00	\$0.00
03/18/2016		10/08/2015		740.00	\$7,279.00	\$7,059.38	\$219.62	\$0.00	\$0.00	\$0.00	\$0.00
03/18/2016		10/21/2015		10.00	\$98.36	\$96.30	\$2.06	\$0.00	\$0.00	\$0.00	\$0.00
05/12/2016		10/08/2015		700.00	\$7,002.85	\$6,677.79	\$325.06	\$0.00	\$0.00	\$0.00	\$0.00
POOL CORP											
	73278L105										
04/15/2016		07/02/2015		20.00	\$1,804.46	\$1,416.22	\$388.24	\$0.00	\$0.00	\$0.00	\$0.00
04/15/2016		02/23/2016		60.00	\$5,413.38	\$4,884.82	\$528.56	\$0.00	\$0.00	\$0.00	\$0.00
09/15/2016		05/04/2016		50.00	\$4,741.84	\$4,375.32	\$366.52	\$0.00	\$0.00	\$0.00	\$0.00



Bank of America Private Wealth Management

CUST SCHULTZ FOUNDATION INC

2016 Tax Information Letter

Account Number 070203237476

Page 39

Short Term Transactions

DESCRIPTION	CUSIP	Date sold or disposed	Date acquired	Units	Proceeds	Cost or other basis	Net Gain/Loss	Accrued market discount	Wash sale loss disallowed	Portion Subject to Ordinary Rates including Section 988 (included in Net G/L)	Portion Subject to 28% Rates (included in Net G/L)
POOL CORP											
	73278L105										
09/15/2016		05/12/2016		20.00	\$1,896.74	\$1,816.90	\$79.84	\$0.00	\$0.00	\$0.00	\$0.00
POPEYES LA KITCHEN INC											
	732872106										
03/18/2016		02/05/2016		80.00	\$4,118.75	\$4,916.93	\$-798.18	\$0.00	\$0.00	\$0.00	\$0.00
03/18/2016		02/23/2016		100.00	\$5,148.43	\$6,026.79	\$-878.36	\$0.00	\$0.00	\$0.00	\$0.00
PRESTIGE BRANDS HLDGS INC											
	74112D101										
06/09/2016		03/03/2016		70.00	\$3,749.97	\$3,591.69	\$158.28	\$0.00	\$0.00	\$0.00	\$0.00
06/09/2016		03/10/2016		80.00	\$4,285.68	\$4,130.33	\$155.35	\$0.00	\$0.00	\$0.00	\$0.00
PRESS GANEY HLDGS INC											
	74113L102										
10/21/2016		06/23/2016		110.00	\$4,455.00	\$4,157.13	\$297.87	\$0.00	\$0.00	\$0.00	\$0.00
10/21/2016		07/20/2016		100.00	\$4,050.00	\$4,004.89	\$45.11	\$0.00	\$0.00	\$0.00	\$0.00
QUALCOMM INC											
	747525AF0										
03/22/2016		06/05/2015		10,000.00	\$10,319.80	\$9,818.70	\$501.10	\$0.00	\$0.00	\$0.00	\$0.00
RUTHS CHRIS STEAK HSE INC											
	783332109										
06/23/2016		01/22/2016		270.00	\$4,433.85	\$4,379.29	\$54.56	\$0.00	\$0.00	\$0.00	\$0.00
06/23/2016		01/28/2016		160.00	\$2,627.46	\$2,587.14	\$40.32	\$0.00	\$0.00	\$0.00	\$0.00
07/20/2016		01/28/2016		140.00	\$2,202.82	\$2,263.74	\$-60.92	\$0.00	\$0.00	\$0.00	\$0.00
07/20/2016		02/05/2016		340.00	\$5,349.71	\$5,463.19	\$-113.48	\$0.00	\$0.00	\$0.00	\$0.00



Bank of America Private Wealth Management

CUST SCHULTZ FOUNDATION INC

2016 Tax Information Letter

Account Number 070203237476

Page 40

Short Term Transactions

DESCRIPTION	DATE	DATE ACQUIRED	UNITS	CUSIP	PROCEEDS	COST OR OTHER BASIS	NET GAIN/LOSS	ACCRUED MARKET DISCOUNT	WASH SALE LOSS DISALLOWED	PORTION SUBJECT TO ORDINARY RATES INCLUDING SECTION 988 (INCLUDED IN NET G/L)	PORTION SUBJECT TO 28% RATES (INCLUDED IN NET G/L)
SCHWAB CHARLES CORP NEW											
	01/28/2016	03/04/2015	10,000.00	808513AL9	\$9,996.60	\$9,958.00	\$38.60	\$0.00	\$0.00	\$0.00	\$0.00
SNYDERS-LANCE INC											
	03/10/2016	08/26/2015	50.00	833551104	\$1,546.26	\$1,681.50	\$-135.24	\$0.00	\$0.00	\$0.00	\$0.00
	03/10/2016	09/02/2015	170.00		\$5,257.28	\$5,672.44	\$-415.16	\$0.00	\$0.00	\$0.00	\$0.00
	03/10/2016	01/22/2016	140.00		\$4,329.53	\$4,875.77	\$-546.24	\$0.00	\$0.00	\$0.00	\$0.00
SONIC CORP											
	06/09/2016	05/04/2016	230.00	835451105	\$6,799.18	\$7,940.41	\$-1,141.23	\$0.00	\$0.00	\$0.00	\$0.00
SOUTHERN CO											
	08/17/2016	07/15/2016	125.00	842587107	\$6,266.40	\$6,705.31	\$-438.91	\$0.00	\$0.00	\$0.00	\$0.00
	12/20/2016	07/15/2016	25.00		\$1,227.72	\$1,341.06	\$-113.34	\$0.00	\$0.00	\$0.00	\$0.00
SOUTHWEST GAS CORP											
	08/16/2016	05/12/2016	70.00	844895102	\$4,968.24	\$4,846.51	\$121.73	\$0.00	\$0.00	\$0.00	\$0.00
	08/16/2016	05/19/2016	30.00		\$2,129.24	\$2,036.02	\$93.22	\$0.00	\$0.00	\$0.00	\$0.00
	08/16/2016	05/25/2016	60.00		\$4,258.49	\$4,153.20	\$105.29	\$0.00	\$0.00	\$0.00	\$0.00
	08/17/2016	04/15/2016	70.00		\$4,915.99	\$4,510.80	\$405.19	\$0.00	\$0.00	\$0.00	\$0.00
	08/17/2016	05/04/2016	80.00		\$5,618.28	\$5,420.44	\$197.84	\$0.00	\$0.00	\$0.00	\$0.00



Bank of America Private Wealth Management

CUST SCHULTZ FOUNDATION INC

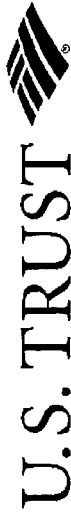
2016 Tax Information Letter

Account Number 070203237476

Page 41

Short Term Transactions

DESCRIPTION	CUSIP	Date sold or disposed	Date acquired	Units	Proceeds	Cost or other basis	Net Gain/Loss	Accrued market discount	Wash sale loss disallowed	Portion Subject to Ordinary Rates including Section 988 (included in Net G/L)	Portion Subject to 28% Rates (included in Net G/L)
SOUTHWEST GAS CORP											
	844895102	08/17/2016	05/19/2016	60.00	\$4,213.71	\$4,072.03	\$141.68	\$0.00	\$0.00	\$0.00	\$0.00
STERICYCLE INC											
	858912108	08/12/2016	04/29/2016	80.00	\$6,939.14	\$7,891.42	\$-952.28	\$0.00	\$0.00	\$0.00	\$0.00
SUPERIOR INDUSTRIES INTL INC											
	868168105	11/03/2016	08/16/2016	220.00	\$4,957.63	\$6,305.84	\$-1,348.21	\$0.00	\$0.00	\$0.00	\$0.00
		11/03/2016	08/24/2016	230.00	\$5,182.98	\$6,606.06	\$-1,423.08	\$0.00	\$0.00	\$0.00	\$0.00
SYNTEL INC											
	87162HI03	03/10/2016	02/05/2016	110.00	\$4,922.34	\$5,146.31	\$-223.97	\$0.00	\$0.00	\$0.00	\$0.00
SYNNEX CORP											
	87162W100	04/08/2016	09/24/2015	50.00	\$4,390.16	\$4,231.48	\$158.68	\$0.00	\$0.00	\$0.00	\$0.00
		01/22/2016	10/08/2015	60.00	\$4,820.61	\$5,457.00	\$-636.39	\$0.00	\$0.00	\$0.00	\$0.00
		01/22/2016	11/04/2015	30.00	\$2,410.30	\$2,816.58	\$-406.28	\$0.00	\$0.00	\$0.00	\$0.00
		03/03/2016	10/08/2015	40.00	\$3,792.12	\$3,638.00	\$154.12	\$0.00	\$0.00	\$0.00	\$0.00
		04/08/2016	10/08/2015	30.00	\$2,634.09	\$2,728.50	\$-94.41	\$0.00	\$0.00	\$0.00	\$0.00
		04/08/2016	10/28/2015	60.00	\$5,268.19	\$5,398.20	\$-130.01	\$0.00	\$0.00	\$0.00	\$0.00
TECH DATA CORP											
	878237106	01/28/2016	08/31/2015	10.00	\$605.37	\$650.25	\$-44.88	\$0.00	\$0.00	\$0.00	\$0.00



Bank of America Private Wealth Management

CUST SCHULTZ FOUNDATION INC

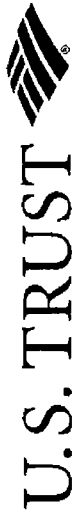
2016 Tax Information Letter

Account Number 070203237476

Page 42

Short Term Transactions

DESCRIPTION	CUSIP	Date sold or disposed	Date acquired	Units	Proceeds	Cost or other basis	Net Gain/Loss	Accrued market discount	Wash sale loss disallowed	Portion Subject to Ordinary Rates including Section 988 (included in Net G/L)	Portion Subject to 28% Rates (included in Net G/L)
TECH DATA CORP											
	878237106										
01/28/2016		09/24/2015		80.00	\$4,842.95	\$5,417.17	\$-574.22	\$0.00	\$0.00	\$0.00	\$0.00
04/15/2016		08/26/2015		110.00	\$7,884.67	\$6,702.30	\$1,182.37	\$0.00	\$0.00	\$0.00	\$0.00
04/15/2016		08/31/2015		70.00	\$5,017.52	\$4,551.78	\$465.74	\$0.00	\$0.00	\$0.00	\$0.00
04/15/2016		09/02/2015		90.00	\$6,451.09	\$5,683.75	\$767.34	\$0.00	\$0.00	\$0.00	\$0.00
TEXAS ROADHOUSE INC CL A											
	882681109										
03/03/2016		02/05/2016		90.00	\$3,748.41	\$3,287.97	\$460.44	\$0.00	\$0.00	\$0.00	\$0.00
08/24/2016		05/12/2016		110.00	\$4,942.59	\$4,902.28	\$40.31	\$0.00	\$0.00	\$0.00	\$0.00
08/24/2016		05/19/2016		40.00	\$1,797.30	\$1,741.06	\$56.24	\$0.00	\$0.00	\$0.00	\$0.00
09/26/2016		04/15/2016		70.00	\$2,913.87	\$3,024.49	\$-110.62	\$0.00	\$0.00	\$0.00	\$0.00
09/26/2016		05/19/2016		100.00	\$4,162.66	\$4,352.65	\$-189.99	\$0.00	\$0.00	\$0.00	\$0.00
10/25/2016		02/05/2016		60.00	\$2,340.10	\$2,191.98	\$148.12	\$0.00	\$0.00	\$0.00	\$0.00
10/25/2016		04/15/2016		80.00	\$3,120.14	\$3,456.55	\$-336.41	\$0.00	\$0.00	\$0.00	\$0.00
11/09/2016		01/22/2016		120.00	\$5,058.70	\$4,274.63	\$784.07	\$0.00	\$0.00	\$0.00	\$0.00
11/09/2016		01/28/2016		130.00	\$5,480.25	\$4,707.09	\$773.16	\$0.00	\$0.00	\$0.00	\$0.00
TORO CO											
	891092108										
03/03/2016		09/16/2015		20.00	\$1,633.43	\$1,438.00	\$195.43	\$0.00	\$0.00	\$0.00	\$0.00



Bank of America Private Wealth Management

CUST SCHULTZ FOUNDATION INC

2016 Tax Information Letter

Account Number 070203237476

Page 43

Short Term Transactions

DESCRIPTION	CUSIP	Date disposed or acquired	Units	Proceeds	Cost or other basis	Net Gain/Loss	Accrued market discount	Wash sale loss disallowed	Portion Subject to Ordinary Rates including Section 988 (included in Net G/L)	Portion Subject to 28% Rates (included in Net G/L)
TORO CO										
	891092108									
08/24/2016		09/16/2015	50.00	\$4,913.14	\$3,595.00	\$1,318.14	\$0.00	\$0.00	\$0.00	\$0.00
03/03/2016		10/08/2015	50.00	\$4,083.59	\$3,664.50	\$419.09	\$0.00	\$0.00	\$0.00	\$0.00
08/24/2016		05/12/2016	20.00	\$1,965.26	\$1,759.16	\$206.10	\$0.00	\$0.00	\$0.00	\$0.00
II-VI INC										
	902104108									
05/04/2016		02/23/2016	50.00	\$1,038.60	\$1,097.82	\$-59.22	\$0.00	\$0.00	\$0.00	\$0.00
05/04/2016		02/23/2016	230.00	\$4,777.58	\$5,050.00	\$-272.42	\$0.00	\$272.42	\$0.00	\$0.00
05/04/2016		03/18/2016	80.00	\$1,661.76	\$1,721.37	\$-59.61	\$0.00	\$0.00	\$0.00	\$0.00
05/12/2016		01/28/2016	230.00	\$4,512.87	\$5,133.65	\$-620.78	\$0.00	\$0.00	\$0.00	\$0.00
05/12/2016		03/10/2016	20.00	\$392.42	\$419.59	\$-27.17	\$0.00	\$0.00	\$0.00	\$0.00
05/12/2016		03/18/2016	190.00	\$3,728.02	\$4,088.25	\$-360.23	\$0.00	\$0.00	\$0.00	\$0.00
07/07/2016		03/10/2016	370.00	\$6,772.11	\$7,762.46	\$-990.35	\$0.00	\$0.00	\$0.00	\$0.00
UBIQUITI NETWORKS INC										
	90347A100									
10/14/2016		07/20/2016	80.00	\$3,980.45	\$3,365.95	\$614.50	\$0.00	\$0.00	\$0.00	\$0.00
U S BANCORP										
	91159HHM5									
05/02/2016		04/21/2016	10,000.00	\$10,070.60	\$9,992.30	\$78.30	\$0.00	\$0.00	\$0.00	\$0.00



Bank of America Private Wealth Management

CUST SCHULTZ FOUNDATION INC

2016 Tax Information Letter

Account Number 070203237476

Page 44

Short Term Transactions

DESCRIPTION	CUSIP	Date sold or disposed	Date acquired	Units	Proceeds	Cost or other basis	Net Gain/Loss	Accrued market discount	Wash sale loss disallowed	Portion Subject to Ordinary Rates including Section 988 (included in Net G/L)	Portion Subject to 28% Rates (included in Net G/L)
UNITED STATES TREATY											
	9128282A7										
12/15/2016		11/01/2016		10,000.00	\$9,079.65	\$9,680.12	\$-600.47	\$0.00	\$0.00	\$0.00	\$0.00
12/15/2016		11/02/2016		10,000.00	\$9,079.65	\$9,748.08	\$-668.43	\$0.00	\$0.00	\$0.00	\$0.00
12/16/2016		11/02/2016		10,000.00	\$9,082.38	\$9,748.09	\$-665.71	\$0.00	\$0.00	\$0.00	\$0.00
UNITED STATES TREATY											
	9128282D1										
09/15/2016		09/02/2016		10,000.00	\$9,921.44	\$9,933.24	\$-11.80	\$0.00	\$11.80	\$0.00	\$0.00
12/20/2016		09/28/2016		10,000.00	\$9,371.45	\$9,887.23	\$-515.78	\$0.00	\$0.00	\$0.00	\$0.00
12/20/2016		10/11/2016		10,000.00	\$9,371.44	\$9,875.43	\$-503.99	\$0.00	\$0.00	\$0.00	\$0.00
UNITED STATES TREATY											
	912828G38										
04/21/2016		03/22/2016		5,000.00	\$5,176.93	\$5,160.37	\$16.56	\$0.00	\$0.00	\$0.00	\$0.00
04/21/2016		04/06/2016		5,000.00	\$5,176.94	\$5,229.51	\$-52.57	\$0.00	\$52.57	\$0.00	\$0.00
05/24/2016		03/07/2016		5,000.00	\$5,170.69	\$5,210.60	\$-39.91	\$0.00	\$39.91	\$0.00	\$0.00
05/24/2016		05/02/2016		5,000.00	\$5,170.68	\$5,196.70	\$-26.02	\$0.00	\$26.02	\$0.00	\$0.00
12/20/2016		08/05/2016		20,000.00	\$19,669.45	\$21,189.92	\$-1,520.47	\$0.00	\$0.00	\$0.00	\$0.00
UNITED STATES TREATY											
	912828G53										
02/19/2016		01/28/2016		10,000.00	\$10,268.71	\$10,166.45	\$102.26	\$0.00	\$0.00	\$0.00	\$0.00
06/02/2016		04/06/2016		5,000.00	\$5,108.97	\$5,148.46	\$-39.49	\$0.00	\$0.00	\$0.00	\$0.00



Bank of America Private Wealth Management

CUST SCHULTZ FOUNDATION INC

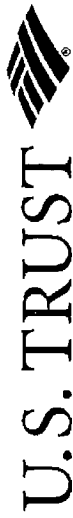
2016 Tax Information Letter

Account Number 070203237476

Page 45

Short Term Transactions

DESCRIPTION	CUSIP	Date sold or disposed	Date acquired	Units	Proceeds	Cost or other basis	Net Gain/Loss	Accrued market discount	Wash sale loss disallowed	Portion Subject to Ordinary Rates including Section 988 (included in Net G/L)	Portion Subject to 28% Rates (included in Net G/L)
UNITED STATES TREAS NT											
	912828G53										
06/02/2016		04/15/2016		15,000.00	\$15,326.89	\$15,413.15	\$-86.26	\$0.00	\$0.00	\$0.00	\$0.00
06/29/2016		02/29/2016		5,000.00	\$5,199.20	\$5,135.18	\$64.02	\$0.00	\$0.00	\$0.00	\$0.00
06/29/2016		04/15/2016		5,000.00	\$5,199.20	\$5,137.71	\$61.49	\$0.00	\$0.00	\$0.00	\$0.00
07/26/2016		02/29/2016		25,000.00	\$25,844.63	\$25,675.88	\$168.75	\$0.00	\$0.00	\$0.00	\$0.00
09/15/2016		02/29/2016		10,000.00	\$10,310.51	\$10,270.35	\$40.16	\$0.00	\$0.00	\$0.00	\$0.00
09/15/2016		03/16/2016		5,000.00	\$5,155.25	\$5,053.93	\$101.32	\$0.00	\$0.00	\$0.00	\$0.00
09/15/2016		03/24/2016		10,000.00	\$10,310.51	\$10,181.68	\$128.83	\$0.00	\$0.00	\$0.00	\$0.00
09/15/2016		04/20/2016		10,000.00	\$10,310.50	\$10,263.71	\$46.79	\$0.00	\$0.00	\$0.00	\$0.00
UNITED STATES TREAS NT											
	912828R85										
09/16/2016		06/30/2016		20,000.00	\$20,003.84	\$20,096.16	\$-92.32	\$0.00	\$0.00	\$0.00	\$0.00
UNITED STATES TREAS NT											
	912828Y56										
01/26/2016		06/22/2015		10,000.00	\$10,485.51	\$10,190.85	\$294.66	\$0.00	\$0.00	\$0.00	\$0.00
UNITED STATES TREAS NT											
	912828WC0										
02/19/2016		10/14/2015		20,000.00	\$20,457.75	\$20,390.69	\$67.06	\$0.00	\$0.00	\$0.00	\$0.00
UNIVERSAL FOREST PRODS INC											
	913543104										
09/15/2016		06/23/2016		60.00	\$5,951.27	\$5,419.70	\$531.57	\$0.00	\$0.00	\$0.00	\$0.00



Bank of America Private Wealth Management

CUST SCHULTZ FOUNDATION INC

2016 Tax Information Letter

Account Number 070203237476

Page 47

Short Term Transactions

DESCRIPTION	DATE	UNITS	PROCEEDS	COST OR OTHER BASIS	NET GAIN/LOSS	ACCRUED MARKET DISCOUNT	WASH SALE LOSS DISALLOWED	PORTION SUBJECT TO ORDINARY RATES INCLUDING SECTION 988 (INCLUDED IN NET G/L)	PORTION SUBJECT TO 28% RATES (INCLUDED IN NET G/L)
VIRGIN AMER INC 92765X208									
02/23/2016	11/04/2015	130.00	\$4,001.92	\$4,823.65	\$-821.73	\$0.00	\$0.00	\$0.00	\$0.00
02/23/2016	11/12/2015	60.00	\$1,847.04	\$2,228.41	\$-381.37	\$0.00	\$0.00	\$0.00	\$0.00
VISA INC 92826CAD4									
09/02/2016	05/24/2016	10,000.00	\$10,655.80	\$10,308.10	\$347.70	\$0.00	\$0.00	\$0.00	\$0.00
12/22/2016	11/02/2016	10,000.00	\$9,958.10	\$10,412.40	\$-454.30	\$0.00	\$0.00	\$0.00	\$0.00
12/22/2016	11/02/2016	10,000.00	\$9,958.10	\$10,416.40	\$-458.30	\$0.00	\$0.00	\$0.00	\$0.00
WABASH NATL CORP 929566107									
10/25/2016	08/16/2016	330.00	\$3,864.61	\$4,458.86	\$-594.25	\$0.00	\$0.00	\$0.00	\$0.00
10/25/2016	09/26/2016	420.00	\$4,918.59	\$6,031.75	\$-1,113.16	\$0.00	\$0.00	\$0.00	\$0.00
11/03/2016	08/16/2016	130.00	\$1,395.11	\$1,756.52	\$-361.41	\$0.00	\$0.00	\$0.00	\$0.00
11/03/2016	09/15/2016	470.00	\$5,043.88	\$6,298.09	\$-1,254.21	\$0.00	\$0.00	\$0.00	\$0.00
WEBMD HEALTH CORP CL A 94770V102									
06/23/2016	05/04/2016	40.00	\$2,412.51	\$2,494.22	\$-81.71	\$0.00	\$0.00	\$0.00	\$0.00
06/23/2016	05/25/2016	80.00	\$4,825.03	\$5,366.38	\$-541.35	\$0.00	\$0.00	\$0.00	\$0.00
07/20/2016	04/15/2016	80.00	\$4,878.43	\$4,892.86	\$-14.43	\$0.00	\$0.00	\$0.00	\$0.00
07/20/2016	05/04/2016	40.00	\$2,439.21	\$2,494.21	\$-55.00	\$0.00	\$0.00	\$0.00	\$0.00



Bank of America Private Wealth Management

CUST SCHULTZ FOUNDATION INC

2016 Tax Information Letter

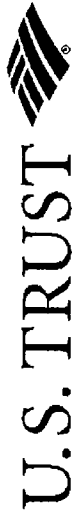
Account Number 070203237476

Short Term Transactions

DESCRIPTION	CUSIP	Date sold or disposed	Date acquired	Units	Proceeds	Cost or other basis	Net Gain/Loss	Accrued market discount	Wash sale loss disallowed	Portion Subject to Ordinary Rates including Section 988 (included in Net G/L)	Portion Subject to 28% Rates (included in Net G/L)
WELLS FARGO & CO NEW											
	949746RT0										
06/08/2016		02/26/2016		20,000.00	\$20,381.40	\$20,000.00	\$381.40	\$0.00	\$0.00	\$0.00	\$0.00
WORTHINGTON INDUSTRIES INC											
	981811102										
12/27/2016		11/16/2016		80.00	\$3,927.37	\$4,547.14	\$-619.77	\$0.00	\$0.00	\$0.00	\$0.00
12/27/2016		12/09/2016		90.00	\$4,418.29	\$5,189.90	\$-771.61	\$0.00	\$0.00	\$0.00	\$0.00
<i>Total Short Term Gain/Loss.</i>											
					\$2,363,065.49	\$2,401,164.94	\$-38,099.45	\$186.32	\$6,610.03	\$0.00	\$0.00

Long Term Transactions

DESCRIPTION	CUSIP	Date sold or disposed	Date acquired	Units	Proceeds	Cost or other basis	Net Gain/Loss	Accrued market discount	Wash sale loss disallowed	Portion Subject to Ordinary Rates including Section 988 (included in Net G/L)	Portion Subject to 28% Rates (included in Net G/L)
AFLAC INC											
	001055AL6										
05/18/2016		09/10/2014		10000	\$10,593.30	\$10,175.69	\$417.61	\$0.00	\$0.00	\$0.00	\$0.00
06/08/2016		09/11/2014		10000	\$10,655.20	\$10,157.17	\$498.03	\$0.00	\$0.00	\$0.00	\$0.00
AT&T INC											
	00206R102										
07/15/2016		11/19/2014		75	\$3,217.38	\$2,656.13	\$561.25	\$0.00	\$0.00	\$0.00	\$0.00
12/20/2016		11/19/2014		50	\$2,130.20	\$1,770.75	\$359.45	\$0.00	\$0.00	\$0.00	\$0.00
ABBOTT LABS											
	002824100										
01/28/2016		04/29/2013		195	\$7,309.30	\$7,148.08	\$161.22	\$0.00	\$0.00	\$0.00	\$0.00



Bank of America Private Wealth Management

CUST SCHULTZ FOUNDATION INC

2016 Tax Information Letter

Account Number 070203237476

Page 49

Long Term Transactions

DESCRIPTION	CUSIP	Date sold or disposed	Date acquired	Units	Proceeds	Cost or other basis	Net Gain/Loss	Accrued market discount	Wash sale loss disallowed	Portion Subject to Ordinary Rates including Section 988 (included in Net G/L)	Portion Subject to 28% Rates (included in Net G/L)
ABBOTT LABS											
	002824100										
01/28/2016		11/19/2014		225	\$8,433.81	\$9,813.51	\$-1,379.70	\$0.00	\$0.00	\$0.00	\$0.00
12/20/2016		12/07/2012		20	\$763.78	\$622.01	\$141.77	\$0.00	\$0.00	\$0.00	\$0.00
12/20/2016		04/29/2013		5	\$190.94	\$183.28	\$7.66	\$0.00	\$0.00	\$0.00	\$0.00
AMERICAN EXPRESS BK FSB SR											
	02580EBY8										
03/16/2016		05/07/2013		10000	\$9,937.10	\$9,930.40	\$6.70	\$0.00	\$0.00	\$0.00	\$0.00
APPLE COMPUTER INC											
	037833100										
03/03/2016		09/11/2013		10	\$1,007.87	\$665.17	\$342.70	\$0.00	\$0.00	\$0.00	\$0.00
AUTOZONE INC											
	053332102										
02/29/2016		06/06/2014		20	\$15,611.20	\$10,795.86	\$4,815.34	\$0.00	\$0.00	\$0.00	\$0.00
BB & T CORP											
	054937107										
12/20/2016		01/05/2015		50	\$2,371.44	\$1,872.97	\$498.47	\$0.00	\$0.00	\$0.00	\$0.00
BIOGEN IDEC INC SR NTS											
	09062XAB9										
10/20/2016		11/07/2014		30000	\$32,171.10	\$33,635.99	\$-1,464.89	\$0.00	\$0.00	\$0.00	\$0.00
10/20/2016		02/21/2013		10000	\$10,723.70	\$11,113.71	\$-390.01	\$0.00	\$0.00	\$0.00	\$0.00
10/20/2016		02/21/2013		5000	\$5,361.85	\$5,555.24	\$-193.39	\$0.00	\$0.00	\$0.00	\$0.00
BRISTOL MYERS SQUIBB COMPANY											
	110122108										
05/24/2016		11/02/2012		100	\$7,100.84	\$3,373.76	\$3,727.08	\$0.00	\$0.00	\$0.00	\$0.00



Bank of America Private Wealth Management

CUST SCHULTZ FOUNDATION INC

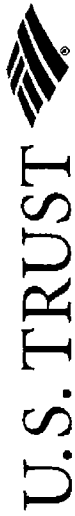
2016 Tax Information Letter

Account Number 070203237476

Page 50

Long Term Transactions

DESCRIPTION	CUSIP	Date sold or disposed	Date acquired	Units	Proceeds	Cost or other basis	Net Gain/Loss	Accrued market discount	Wash sale loss disallowed	Portion Subject to Ordinary Rates including Section 988 (included in Net G/L)	Portion Subject to 28% Rates (included in Net G/L)
BRISTOL MYERS SQUIBB COMPANY 110122108											
12/20/2016		11/02/2012		25	\$1,478.21	\$843.44	\$634.77	\$0.00	\$0.00	\$0.00	\$0.00
CME GROUP INC 12572QAG0											
03/22/2016		03/05/2010		10000	\$10,067.40	\$9,981.10	\$86.30	\$0.00	\$0.00	\$0.00	\$0.00
CVS CORPORATION DEL 126650100											
03/03/2016		07/19/2012		30	\$2,952.23	\$1,360.82	\$1,591.41	\$0.00	\$0.00	\$0.00	\$0.00
03/09/2016		07/19/2012		10	\$1,001.47	\$453.60	\$547.87	\$0.00	\$0.00	\$0.00	\$0.00
04/05/2016		07/19/2012		10	\$1,034.47	\$453.61	\$580.86	\$0.00	\$0.00	\$0.00	\$0.00
11/03/2016		07/19/2012		130	\$10,752.65	\$5,896.86	\$4,855.79	\$0.00	\$0.00	\$0.00	\$0.00
11/08/2016		07/19/2012		100	\$6,985.32	\$4,536.05	\$2,449.27	\$0.00	\$0.00	\$0.00	\$0.00
12/08/2016		07/19/2012		180	\$14,202.99	\$8,164.89	\$6,038.10	\$0.00	\$0.00	\$0.00	\$0.00
CELGENE CORP 151020AJ3											
09/02/2016		03/05/2014		10000	\$10,819.80	\$10,181.19	\$638.61	\$0.00	\$0.00	\$0.00	\$0.00
CISCO SYSTEM INC 17275R102											
12/20/2016		06/13/2013		25	\$766.73	\$602.75	\$163.98	\$0.00	\$0.00	\$0.00	\$0.00
CISCO SYS INC 17275RAR3											
03/23/2016		11/17/2014		10000	\$10,234.30	\$10,026.71	\$207.59	\$0.00	\$0.00	\$0.00	\$0.00



Bank of America Private Wealth Management

CUST SCHULTZ FOUNDATION INC

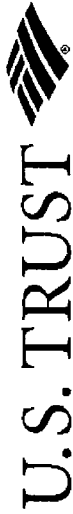
2016 Tax Information Letter

Account Number 070203237476

Page 51

Long Term Transactions

DESCRIPTION	CUSIP	Date sold or disposed	Date acquired	Units	Proceeds	Cost or other basis	Net Gain/Loss	Accrued market discount	Wash sale loss disallowed	Portion Subject to Ordinary Rates including Section 988 (included in Net G/L)	Portion Subject to 28% Rates (included in Net G/L)
CITIGROUP INC	172967GS4										
		07/27/2016	03/30/2015	50000	\$50,165.50	\$49,870.00	\$295.50	\$0.00	\$0.00	\$0.00	\$0.00
COMCAST CORP NEW CL A	20030N101										
		03/03/2016	03/25/2014	20	\$1,198.17	\$993.81	\$204.36	\$0.00	\$0.00	\$0.00	\$0.00
		03/09/2016	03/25/2014	20	\$1,179.77	\$993.81	\$185.96	\$0.00	\$0.00	\$0.00	\$0.00
		04/05/2016	03/25/2014	10	\$611.58	\$496.90	\$114.68	\$0.00	\$0.00	\$0.00	\$0.00
CONOCOPHILLIPS	20825C104										
		05/24/2016	11/02/2012	250	\$10,905.11	\$14,612.50	\$-3,707.39	\$0.00	\$0.00	\$0.00	\$0.00
CORE-MARK HLDG CO INC	218681104										
		09/26/2016	08/14/2015	100	\$3,637.75	\$3,239.44	\$398.31	\$0.00	\$0.00	\$0.00	\$0.00
		09/26/2016	08/20/2015	50	\$1,818.87	\$1,589.44	\$229.43	\$0.00	\$0.00	\$0.00	\$0.00
		11/09/2016	08/20/2015	230	\$7,713.57	\$7,311.40	\$402.17	\$0.00	\$0.00	\$0.00	\$0.00
DANAHER CORP	235851102										
		03/03/2016	04/30/2013	20	\$1,807.76	\$1,225.76	\$582.00	\$0.00	\$0.00	\$0.00	\$0.00
		03/04/2016	11/30/2012	50	\$4,517.55	\$2,697.08	\$1,820.47	\$0.00	\$0.00	\$0.00	\$0.00
		03/04/2016	04/30/2013	80	\$7,228.08	\$4,903.05	\$2,325.03	\$0.00	\$0.00	\$0.00	\$0.00
		03/09/2016	11/30/2012	10	\$887.48	\$539.41	\$348.07	\$0.00	\$0.00	\$0.00	\$0.00



Bank of America Private Wealth Management

CUST SCHULTZ FOUNDATION INC

2016 Tax Information Letter

Account Number 070203237476

Page 52

Long Term Transactions

DESCRIPTION	DATE	UNITS	PROCEEDS	COST OR OTHER BASIS	NET GAIN/LOSS	ACCRUED MARKET DISCOUNT	WASH SALE LOSS DISALLOWED	PORTION SUBJECT TO ORDINARY RATES INCLUDING SECTION 988 (INCLUDED IN NET G/L)	PORTION SUBJECT TO 28% RATES (INCLUDED IN NET G/L)
DANAHER CORP									
		235851102							
	04/05/2016	10	\$929.27	\$539.42	\$389.85	\$0.00	\$0.00	\$0.00	\$0.00
	05/06/2016	100	\$9,696.50	\$5,394.15	\$4,302.35	\$0.00	\$0.00	\$0.00	\$0.00
DELL TECHNOLOGIES INC									
		24703L103							
	11/04/2016	0.54	\$26.55	\$25.68	\$0.87	\$0.00	\$0.00	\$0.00	\$0.00
	12/20/2016	10	\$570.28	\$472.00	\$98.28	\$0.00	\$0.00	\$0.00	\$0.00
DOW CHEMICAL									
		260543103							
	07/15/2016	50	\$2,600.44	\$2,379.37	\$221.07	\$0.00	\$0.00	\$0.00	\$0.00
	12/20/2016	50	\$2,943.43	\$2,379.36	\$564.07	\$0.00	\$0.00	\$0.00	\$0.00
EMC CORPORATION									
		268648102							
	03/03/2016	130	\$3,409.82	\$3,663.69	\$-253.87	\$0.00	\$0.00	\$0.00	\$0.00
	03/09/2016	40	\$1,052.37	\$1,127.29	\$-74.92	\$0.00	\$0.00	\$0.00	\$0.00
	04/05/2016	30	\$794.38	\$845.46	\$-51.08	\$0.00	\$0.00	\$0.00	\$0.00
	08/03/2016	520	\$14,596.02	\$14,071.41	\$524.61	\$0.00	\$0.00	\$0.00	\$0.00
	08/03/2016	50	\$1,403.46	\$1,409.11	\$-5.65	\$0.00	\$0.00	\$0.00	\$0.00
	08/03/2016	90	\$2,526.24	\$2,469.83	\$56.41	\$0.00	\$0.00	\$0.00	\$0.00
	08/03/2016	20	\$561.39	\$541.09	\$20.30	\$0.00	\$0.00	\$0.00	\$0.00



Bank of America Private Wealth Management

CUST SCHULTZ FOUNDATION INC

2016 Tax Information Letter

Account Number 070203237476

Page 53

Long Term Transactions

DESCRIPTION	CUSIP	Date sold or disposed	Units	Proceeds	Cost or other basis	Net Gain/Loss	Accrued market discount	Wash sale loss disallowed	Portion Subject to Ordinary Rates including Section 988 (included in Net G/L)	Portion Subject to 28% Rates (included in Net G/L)
EMC CORPORATION										
268648102										
09/06/2016		08/27/2013	210	\$6,096.35	\$5,468.99	\$627.36	\$0.00	\$0.00	\$0.00	\$0.00
09/07/2016		08/27/2013	95.45	\$2,797.41	\$2,485.71	\$311.70	\$0.00	\$0.00	\$0.00	\$0.00
09/07/2016		08/27/2013	503.27	\$14,749.95	\$12,971.85	\$1,778.10	\$0.00	\$0.00	\$0.00	\$0.00
09/07/2016		08/27/2013	14.55	\$426.80	\$379.00	\$47.80	\$0.00	\$0.00	\$0.00	\$0.00
09/07/2016		08/27/2013	76.73	\$2,250.40	\$1,977.84	\$272.56	\$0.00	\$0.00	\$0.00	\$0.00
09/07/2016		10/25/2013	199.57	\$5,849.12	\$4,758.19	\$1,090.93	\$0.00	\$0.00	\$0.00	\$0.00
09/07/2016		10/25/2013	30.43	\$892.40	\$725.49	\$166.91	\$0.00	\$0.00	\$0.00	\$0.00
ECOLAB INC										
278865100										
02/22/2016		06/25/2012	70	\$7,542.74	\$4,635.61	\$2,907.13	\$0.00	\$0.00	\$0.00	\$0.00
02/22/2016		04/30/2013	50	\$5,387.68	\$4,164.49	\$1,223.19	\$0.00	\$0.00	\$0.00	\$0.00
02/23/2016		03/29/2012	10	\$1,023.80	\$615.19	\$408.61	\$0.00	\$0.00	\$0.00	\$0.00
02/23/2016		05/17/2012	150	\$15,357.04	\$9,463.89	\$5,893.15	\$0.00	\$0.00	\$0.00	\$0.00
02/23/2016		06/25/2012	130	\$13,309.44	\$8,608.99	\$4,700.45	\$0.00	\$0.00	\$0.00	\$0.00
EURONET SVCS INC										
298736109										
11/16/2016		11/12/2015	40	\$3,038.77	\$3,174.00	\$-135.23	\$0.00	\$0.00	\$0.00	\$0.00
12/09/2016		11/12/2015	30	\$2,224.63	\$2,380.50	\$-155.87	\$0.00	\$0.00	\$0.00	\$0.00



Bank of America Private Wealth Management

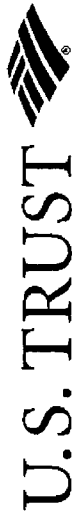
CUST SCHULTZ FOUNDATION INC

2016 Tax Information Letter

Account Number 070203237476

Long Term Transactions

DESCRIPTION	CUSIP	Date sold or disposed	Date acquired	Units	Proceeds	Cost or other basis	Net Gain/Loss	Accrued market discount	Wash sale loss disallowed	Portion Subject to Ordinary Rates including Section 988 (included in Net G/L)	Portion Subject to 28% Rates (included in Net G/L)
EURONET SVCS INC 298736109											
12/27/2016			10/21/2015	50	\$3,632.07	\$3,731.31	\$-99.24	\$0.00	\$0.00	\$0.00	\$0.00
EXPEDITORS INTERNATIONAL WASH INC 302130109											
03/09/2016			02/26/2015	10	\$475.38	\$496.91	\$-21.53	\$0.00	\$0.00	\$0.00	\$0.00
04/05/2016			02/26/2015	10	\$478.58	\$496.91	\$-18.33	\$0.00	\$0.00	\$0.00	\$0.00
FEDERAL HOME LN MTG CORP 312934ZWS											
01/31/2016			09/11/2009	46.44	\$46.44	\$49.79	\$-3.35	\$3.35	\$0.00	\$0.00	\$0.00
02/29/2016			09/11/2009	48.57	\$48.57	\$52.07	\$-3.50	\$3.50	\$0.00	\$0.00	\$0.00
03/31/2016			09/11/2009	802.57	\$802.57	\$860.46	\$-57.89	\$0.00	\$0.00	\$0.00	\$0.00
04/30/2016			09/11/2009	44.27	\$44.27	\$47.46	\$-3.19	\$3.19	\$0.00	\$0.00	\$0.00
05/31/2016			09/11/2009	897.08	\$897.08	\$961.79	\$-64.71	\$0.00	\$0.00	\$0.00	\$0.00
06/30/2016			09/11/2009	43.54	\$43.54	\$46.68	\$-3.14	\$3.14	\$0.00	\$0.00	\$0.00
07/31/2016			09/11/2009	761.3	\$761.30	\$816.21	\$-54.91	\$0.00	\$0.00	\$0.00	\$0.00
08/31/2016			09/11/2009	2759.2	\$2,759.20	\$2,958.22	\$-199.02	\$0.00	\$0.00	\$0.00	\$0.00
09/30/2016			09/11/2009	36.03	\$36.03	\$38.63	\$-2.60	\$2.60	\$0.00	\$0.00	\$0.00
10/31/2016			09/11/2009	33.77	\$33.77	\$36.21	\$-2.44	\$2.44	\$0.00	\$0.00	\$0.00
11/30/2016			09/11/2009	33.68	\$33.68	\$36.11	\$-2.43	\$2.43	\$0.00	\$0.00	\$0.00



Bank of America Private Wealth Management

CUST SCHULTZ FOUNDATION INC

2016 Tax Information Letter

Account Number 070203237476

Page 55

Long Term Transactions

DESCRIPTION	CUSIP	Date sold or disposed	Date acquired	Units	Proceeds	Cost or other basis	Net Gain/Loss	Accrued market discount	Wash sale loss disallowed	Portion Subject to Ordinary Rates including Section 988 (included in Net G/L)	Portion Subject to 28% Rates (included in Net G/L)
FEDERAL HOME LN MTG CORP 312934ZW5											
12/31/2016		09/11/2009		33 95	\$33 95	\$36 40	\$-2.45	\$2.45	\$0.00	\$0.00	\$0.00
FEDERAL HOME LN BKS 3130A5NS4											
06/29/2016		06/16/2015		50000	\$50,000.00	\$50,021.27	\$-21.27	\$0.00	\$0.00	\$0.00	\$0.00
FEDERAL HOME LN MTG CORP 3137EADS5											
10/14/2016		11/18/2013		50000	\$50,000.00	\$50,146.17	\$-146.17	\$0.00	\$0.00	\$0.00	\$0.00
FEDERAL NATL MTG ASSN 3140GRT21											
01/31/2016		03/13/2008		85 67	\$85 67	\$95 53	\$-9.86	\$9.86	\$0.00	\$0.00	\$0.00
02/29/2016		03/13/2008		86 06	\$86.06	\$95 97	\$-9.91	\$9.91	\$0.00	\$0.00	\$0.00
03/31/2016		03/13/2008		86.6	\$86.60	\$96.57	\$-9.97	\$9.97	\$0.00	\$0.00	\$0.00
04/30/2016		03/13/2008		88.1	\$88.10	\$98.24	\$-10.14	\$0.00	\$0.00	\$0.00	\$0.00
05/31/2016		03/13/2008		87.3	\$87.30	\$97.35	\$-10.05	\$0.00	\$0.00	\$0.00	\$0.00
06/30/2016		03/13/2008		89 8	\$89 80	\$100.14	\$-10.34	\$0.00	\$0.00	\$0.00	\$0.00
07/31/2016		03/13/2008		87 96	\$87 96	\$98 09	\$-10 13	\$0 00	\$0 00	\$0 00	\$0 00
08/31/2016		03/13/2008		89 22	\$89 22	\$99 49	\$-10.27	\$0.00	\$0.00	\$0.00	\$0.00
09/30/2016		03/13/2008		88 92	\$88 92	\$99 16	\$-10 24	\$0 00	\$0 00	\$0 00	\$0 00
10/31/2016		03/13/2008		89 16	\$89.16	\$99 43	\$-10 27	\$0 00	\$0 00	\$0 00	\$0 00



Bank of America Private Wealth Management

CUST SCHULTZ FOUNDATION INC

2016 Tax Information Letter

Account Number 070203237476

Page 56

Long Term Transactions

DESCRIPTION	DATE	UNITS	PROCEEDS	COST OR OTHER BASIS	NET GAIN/LOSS	ACCRUED MARKET DISCOUNT	WASH SALE LOSS DISALLOWED	PORTION SUBJECT TO ORDINARY RATES INCLUDING SECTION 988 (INCLUDED IN NET G/L)	PORTION SUBJECT TO 28% RATES (INCLUDED IN NET G/L)
FEDERAL NATL MTG ASSN 31406RTZ1									
11/30/2016	03/13/2008	89.41	\$89.41	\$99.71	\$-10.30	\$0.00	\$0.00	\$0.00	\$0.00
12/31/2016	03/13/2008	90.14	\$90.14	\$100.52	\$-10.38	\$0.00	\$0.00	\$0.00	\$0.00
FEDERAL NATL MTG ASSN 31407CAE7									
01/31/2016	02/11/2008	205.99	\$205.99	\$214.11	\$-8.12	\$8.12	\$0.00	\$0.00	\$0.00
02/29/2016	02/11/2008	266.3	\$266.30	\$276.80	\$-10.50	\$0.00	\$0.00	\$0.00	\$0.00
03/31/2016	02/11/2008	207.14	\$207.14	\$215.31	\$-8.17	\$8.17	\$0.00	\$0.00	\$0.00
04/30/2016	02/11/2008	192.17	\$192.17	\$199.75	\$-7.58	\$7.58	\$0.00	\$0.00	\$0.00
05/31/2016	02/11/2008	268.63	\$268.63	\$279.23	\$-10.60	\$0.00	\$0.00	\$0.00	\$0.00
06/30/2016	02/11/2008	283.78	\$283.78	\$294.97	\$-11.19	\$0.00	\$0.00	\$0.00	\$0.00
07/31/2016	02/11/2008	213.19	\$213.19	\$221.60	\$-8.41	\$8.41	\$0.00	\$0.00	\$0.00
08/31/2016	02/11/2008	251.82	\$251.82	\$261.75	\$-9.93	\$9.93	\$0.00	\$0.00	\$0.00
09/30/2016	02/11/2008	371.43	\$371.43	\$386.08	\$-14.65	\$0.00	\$0.00	\$0.00	\$0.00
10/31/2016	02/11/2008	186.33	\$186.33	\$193.68	\$-7.35	\$7.35	\$0.00	\$0.00	\$0.00
11/30/2016	02/11/2008	208.75	\$208.75	\$216.98	\$-8.23	\$8.23	\$0.00	\$0.00	\$0.00
12/31/2016	02/11/2008	348.61	\$348.61	\$362.36	\$-13.75	\$0.00	\$0.00	\$0.00	\$0.00



Bank of America Private Wealth Management

CUST SCHULTZ FOUNDATION INC

2016 Tax Information Letter

Account Number 070203237476

Page 57

Long Term Transactions

DESCRIPTION	CUSIP	Date sold or disposed	Date acquired	Units	Proceeds	Cost or other basis	Net Gain/Loss	Accrued market discount	Wash sale loss disallowed	Portion Subject to Ordinary Rates including Section 988 (included in Net G/L)	Portion Subject to 28% Rates (included in Net G/L)
FEDERAL NATL MTG ASSN 31411DS75											
01/31/2016		11/20/2007	11/20/2007	200.3	\$200.30	\$203.33	\$-3.03	\$3.03	\$0.00	\$0.00	\$0.00
02/29/2016		11/20/2007	11/20/2007	184.99	\$184.99	\$187.79	\$-2.80	\$2.80	\$0.00	\$0.00	\$0.00
03/31/2016		11/20/2007	11/20/2007	461.72	\$461.72	\$468.70	\$-6.98	\$6.98	\$0.00	\$0.00	\$0.00
04/30/2016		11/20/2007	11/20/2007	22.25	\$22.25	\$22.59	\$-0.34	\$0.34	\$0.00	\$0.00	\$0.00
05/31/2016		11/20/2007	11/20/2007	311.03	\$311.03	\$315.73	\$-4.70	\$4.70	\$0.00	\$0.00	\$0.00
06/30/2016		11/20/2007	11/20/2007	324.91	\$324.91	\$329.82	\$-4.91	\$4.91	\$0.00	\$0.00	\$0.00
07/31/2016		11/20/2007	11/20/2007	230.72	\$230.72	\$234.21	\$-3.49	\$3.49	\$0.00	\$0.00	\$0.00
08/31/2016		11/20/2007	11/20/2007	209.93	\$209.93	\$213.10	\$-3.17	\$3.17	\$0.00	\$0.00	\$0.00
09/30/2016		11/20/2007	11/20/2007	100.42	\$100.42	\$101.94	\$-1.52	\$1.52	\$0.00	\$0.00	\$0.00
10/31/2016		11/20/2007	11/20/2007	272.32	\$272.32	\$276.44	\$-4.12	\$4.12	\$0.00	\$0.00	\$0.00
11/30/2016		11/20/2007	11/20/2007	105	\$105.00	\$106.59	\$-1.59	\$1.59	\$0.00	\$0.00	\$0.00
12/31/2016		11/20/2007	11/20/2007	262.71	\$262.71	\$266.68	\$-3.97	\$3.97	\$0.00	\$0.00	\$0.00
FEDERAL NATL MTG ASSN 31418WPP9											
01/31/2016		03/08/2011	03/08/2011	212.53	\$212.53	\$237.59	\$-25.06	\$0.00	\$0.00	\$0.00	\$0.00
02/29/2016		03/08/2011	03/08/2011	200.78	\$200.78	\$224.46	\$-23.68	\$0.00	\$0.00	\$0.00	\$0.00



Bank of America Private Wealth Management

CUST SCHULTZ FOUNDATION INC

2016 Tax Information Letter

Account Number 070203237476

Page 58

Long Term Transactions

DESCRIPTION	CUSIP	Date sold or disposed	Date acquired	Units	Proceeds	Cost or other basis	Net Gain/Loss	Accrued market discount	Wash sale loss disallowed	Portion Subject to Ordinary Rates including Section 988 (included in Net G/L)	Portion Subject to 28% Rates (included in Net G/L)
FEDERAL NATL MTG ASSN 31418WPP9											
03/31/2016		03/08/2011		315 88	\$315.88	\$353 13	\$-37.25	\$0 00	\$0 00	\$0 00	\$0 00
04/30/2016		03/08/2011		263 18	\$263 18	\$294.22	\$-31.04	\$0 00	\$0 00	\$0 00	\$0 00
05/31/2016		03/08/2011		259 88	\$259 88	\$290.53	\$-30.65	\$0 00	\$0 00	\$0 00	\$0 00
06/30/2016		03/08/2011		278.35	\$278 35	\$311 18	\$-32 83	\$0 00	\$0 00	\$0 00	\$0 00
07/31/2016		03/08/2011		299 05	\$299.05	\$334 32	\$-35 27	\$0 00	\$0 00	\$0 00	\$0 00
08/31/2016		03/08/2011		278.7	\$278.70	\$311.57	\$-32.87	\$0 00	\$0 00	\$0 00	\$0 00
09/30/2016		03/08/2011		240 32	\$240 32	\$268.66	\$-28.34	\$0 00	\$0 00	\$0 00	\$0 00
10/31/2016		03/08/2011		310.97	\$310 97	\$347 64	\$-36 67	\$0 00	\$0 00	\$0 00	\$0 00
11/30/2016		03/08/2011		201.2	\$201.20	\$224 93	\$-23.73	\$0 00	\$0 00	\$0 00	\$0 00
12/31/2016		03/08/2011		249 78	\$249.78	\$279 24	\$-29.46	\$0 00	\$0 00	\$0 00	\$0 00
FLORIDA PWR & LT CO SEC2 1ST MTG 341081FJ1											
11/02/2016		09/11/2015		10000	\$10,332 00	\$9,880.40	\$451 60	\$0 00	\$0 00	\$0 00	\$0 00
FORD MTR CO DEL 345370860											
12/13/2016		11/17/2014		950	\$12,107.11	\$14,699.54	\$-2,592.43	\$0 00	\$0 00	\$0 00	\$0 00
12/13/2016		11/19/2014		225	\$2,867 47	\$3,486.38	\$-618.91	\$0 00	\$0 00	\$0 00	\$0 00



Bank of America Private Wealth Management

CUST SCHULTZ FOUNDATION INC

2016 Tax Information Letter

Account Number 070203237476

Page 59

Long Term Transactions

DESCRIPTION	CUSIP	Date sold or disposed	Date acquired	Units	Proceeds	Cost or other basis	Net Gain/Loss	Accrued market discount	Wash sale loss disallowed	Portion Subject to Ordinary Rates including Section 988 (included in Net G/L)	Portion Subject to 28% Rates (included in Net G/L)
FORTIVE CORP											
	34959J108										
12/20/2016		11/30/2012		10	\$549.58	\$256.00	\$293.58	\$0.00	\$0.00	\$0.00	\$0.00
GALLAGHER ARTHUR J & CO											
	363576109										
12/20/2016		01/05/2015		50	\$2,591.44	\$2,337.75	\$253.69	\$0.00	\$0.00	\$0.00	\$0.00
GENERAL ELECTRIC CO											
	369604103										
07/15/2016		01/28/2013		100	\$3,281.10	\$2,235.69	\$1,045.41	\$0.00	\$0.00	\$0.00	\$0.00
12/20/2016		01/28/2013		25	\$803.86	\$558.92	\$244.94	\$0.00	\$0.00	\$0.00	\$0.00
GENERAL ELEC CAP CORP											
	36966TH12										
10/18/2016		03/12/2013		10000	\$10,206.80	\$10,000.00	\$206.80	\$0.00	\$0.00	\$0.00	\$0.00
10/18/2016		03/12/2013		10000	\$10,206.80	\$9,987.50	\$219.30	\$0.00	\$0.00	\$0.00	\$0.00
10/18/2016		06/12/2014		15000	\$15,310.20	\$15,054.31	\$255.89	\$0.00	\$0.00	\$0.00	\$0.00
GOLDMAN SACHS GROUP INC											
	38141EB81										
12/22/2016		11/26/2013		10000	\$10,307.70	\$10,000.00	\$307.70	\$0.00	\$0.00	\$0.00	\$0.00
HOLLYFRONTIER CORP											
	436106108										
08/17/2016		01/28/2013		275	\$7,438.59	\$12,909.24	\$-5,470.65	\$0.00	\$0.00	\$0.00	\$0.00
HONEYWELL INTL INC											
	438516106										
05/24/2016		11/02/2012		25	\$2,829.18	\$1,573.75	\$1,255.43	\$0.00	\$0.00	\$0.00	\$0.00
07/15/2016		11/02/2012		25	\$2,986.61	\$1,573.75	\$1,412.86	\$0.00	\$0.00	\$0.00	\$0.00



Bank of America Private Wealth Management

CUST SCHULTZ FOUNDATION INC

2016 Tax Information Letter

Account Number 070203237476

Page 60

Long Term Transactions

DESCRIPTION	CUSIP	Date sold or disposed	Date acquired	Units	Proceeds	Cost or other basis	Net Gain/Loss	Accrued market discount	Wash sale loss disallowed	Portion Subject to Ordinary Rates including Section 988 (included in Net G/L)	Portion Subject to 28% Rates (included in Net G/L)
HONEYWELL INTL INC 438516106											
12/20/2016		11/02/2012		25	\$2,936.93	\$1,565.42	\$1,371.51	\$0.00	\$0.00	\$0.00	\$0.00
HUNTINGTON NATL BK COLUMBUS OH 446438RM7											
06/28/2016		03/09/2015		10000	\$10,160.20	\$9,971.80	\$188.40	\$0.00	\$0.00	\$0.00	\$0.00
INC RESEARCH HLDGS INC CL A 45329R109											
07/20/2016		05/20/2015		20	\$862.14	\$669.86	\$192.28	\$0.00	\$0.00	\$0.00	\$0.00
07/20/2016		06/11/2015		40	\$1,724.28	\$1,508.79	\$215.49	\$0.00	\$0.00	\$0.00	\$0.00
INTEL CORP 458140100											
12/20/2016		05/02/2013		50	\$1,850.45	\$1,200.00	\$650.45	\$0.00	\$0.00	\$0.00	\$0.00
JP MORGAN CHASE & CO 46625H100											
12/20/2016		11/02/2012		25	\$2,143.95	\$1,070.75	\$1,073.20	\$0.00	\$0.00	\$0.00	\$0.00
KROGER CO 501044101											
03/03/2016		03/25/2014		10	\$369.19	\$217.64	\$151.55	\$0.00	\$0.00	\$0.00	\$0.00
03/09/2016		03/25/2014		10	\$377.99	\$217.64	\$160.35	\$0.00	\$0.00	\$0.00	\$0.00
04/05/2016		03/25/2014		20	\$757.38	\$435.27	\$322.11	\$0.00	\$0.00	\$0.00	\$0.00
08/02/2016		12/05/2013		200	\$6,521.81	\$3,982.94	\$2,538.87	\$0.00	\$0.00	\$0.00	\$0.00
08/02/2016		03/25/2014		100	\$3,260.91	\$2,176.35	\$1,084.56	\$0.00	\$0.00	\$0.00	\$0.00
10/05/2016		12/05/2013		540	\$15,566.51	\$10,753.94	\$4,812.57	\$0.00	\$0.00	\$0.00	\$0.00



Bank of America Private Wealth Management

CUST SCHULTZ FOUNDATION INC

2016 Tax Information Letter
Account Number 070203237476

Long Term Transactions

DESCRIPTION	CUSIP	Date sold or disposed	Date acquired	Units	Proceeds	Cost or other basis	Net Gain/Loss	Accrued market discount	Wash sale loss disallowed	Portion Subject to Ordinary Rates including Section 988 (included in Net G/L)	Portion Subject to 28% Rates (included in Net G/L)
LABORATORY CORP AMER HLDGS NEW 50540R409											
12/20/2016		08/21/2015		10	\$1,290.17	\$1,313.69	\$-23.52	\$0.00	\$23.52	\$0.00	\$0.00
12/20/2016		08/27/2015		10	\$1,290.17	\$1,323.50	\$-33.33	\$0.00	\$0.00	\$0.00	\$0.00
LEGG MASON INC 524901AT2											
02/25/2016		06/26/2014		30000	\$29,764.50	\$30,216.70	\$-452.20	\$0.00	\$0.00	\$0.00	\$0.00
LINEAR TECHNOLOGY CORP 535678106											
03/14/2016		01/23/2015		350	\$15,389.13	\$16,402.23	\$-1,013.10	\$0.00	\$0.00	\$0.00	\$0.00
MASTERCARD INC 57636QAB0											
03/22/2016		02/25/2015		10000	\$10,606.80	\$10,481.48	\$125.32	\$0.00	\$0.00	\$0.00	\$0.00
METLIFE INC 59156RBB3											
04/28/2016		01/14/2015		10000	\$10,930.10	\$11,076.22	\$-146.12	\$0.00	\$0.00	\$0.00	\$0.00
MORGAN STANLEY 61746BDJ2											
10/20/2016		03/24/2014		10000	\$10,579.10	\$9,945.00	\$634.10	\$0.00	\$0.00	\$0.00	\$0.00
MOSAIC CO NEW 61945CAC7											
03/24/2016		02/19/2014		10000	\$10,367.20	\$10,115.27	\$251.93	\$0.00	\$0.00	\$0.00	\$0.00
OMNICOM GROUP INC 681919106											
12/20/2016		05/22/2013		25	\$2,144.45	\$1,550.71	\$593.74	\$0.00	\$0.00	\$0.00	\$0.00



Bank of America Private Wealth Management
 CUST SCHULZ FOUNDATION INC

Long Term Transactions

DESCRIPTION	CUSIP	Date sold or disposed	Date acquired	Units	Proceeds	Cost or other basis	Net Gain/Loss	Accrued market discount	Wash sale loss disallowed	Portion Subject to Ordinary Rates including Section 988 (included in Net G/L)	Portion Subject to 28% Rates (included in Net G/L)
ORACLE CORPORATION											
	68389X105										
03/03/2016		08/25/2014		40	\$1,501.96	\$1,680.70	\$-178.74	\$0.00	\$0.00	\$0.00	\$0.00
03/09/2016		08/25/2014		20	\$767.98	\$840.35	\$-72.37	\$0.00	\$0.00	\$0.00	\$0.00
04/05/2016		08/25/2014		20	\$816.18	\$840.35	\$-24.17	\$0.00	\$0.00	\$0.00	\$0.00
12/20/2016		08/25/2014		50	\$1,943.70	\$2,100.88	\$-157.18	\$0.00	\$0.00	\$0.00	\$0.00
PATRICK INDS INC											
	703343103										
05/04/2016		04/09/2015		105	\$4,591.81	\$4,212.72	\$379.09	\$0.00	\$0.00	\$0.00	\$0.00
POOL CORP											
	73278L105										
09/15/2016		07/02/2015		10	\$948.37	\$708.11	\$240.26	\$0.00	\$0.00	\$0.00	\$0.00
09/26/2016		04/15/2015		20	\$1,888.02	\$1,387.21	\$500.81	\$0.00	\$0.00	\$0.00	\$0.00
09/26/2016		07/02/2015		60	\$5,664.05	\$4,248.66	\$1,415.39	\$0.00	\$0.00	\$0.00	\$0.00
10/25/2016		04/15/2015		50	\$4,673.96	\$3,468.03	\$1,205.93	\$0.00	\$0.00	\$0.00	\$0.00
PRINCIPAL LIFE INCOME FUNDINGS											
	74254PMJ8										
06/16/2016		11/15/2012		20000	\$20,000.00	\$19,506.40	\$493.60	\$493.60	\$0.00	\$0.00	\$0.00
PROCTER & GAMBLE CO											
	742718109										
12/20/2016		01/23/2015		50	\$4,215.90	\$4,521.81	\$-305.91	\$0.00	\$0.00	\$0.00	\$0.00
ROSS STORES INC UNSECD SR GBL											
	778296AA1										
07/27/2016		02/26/2015		10000	\$10,561.70	\$10,219.72	\$341.98	\$0.00	\$0.00	\$0.00	\$0.00



Bank of America Private Wealth Management

CUST SCHULTZ FOUNDATION INC

2016 Tax Information Letter

Account Number 070203237476

Page 63

Long Term Transactions

DESCRIPTION	DATE	DATE ACQUIRED	UNITS	CUSIP	PROCEEDS	COST OR OTHER BASIS	NET GAIN/LOSS	ACCRUED MARKET DISCOUNT	WASH SALE LOSS DISALLOWED	PORTION SUBJECT TO ORDINARY RATES INCLUDING SECTION 988 (INCLUDED IN NET G/L)	PORTION SUBJECT TO 28% RATES (INCLUDED IN NET G/L)
SCHLUMBERGER LTD 806857108											
	12/20/2016	11/02/2012	50		\$4,266.90	\$3,506.00	\$760.90	\$0.00	\$0.00	\$0.00	\$0.00
STARBUCKS CORP 855244ADI											
	04/20/2016	10/17/2014	10000		\$11,087.40	\$10,603.18	\$484.22	\$0.00	\$0.00	\$0.00	\$0.00
STERICYCLE INC 858912108											
	02/04/2016	03/05/2014	122		\$14,203.34	\$14,111.67	\$91.67	\$0.00	\$0.00	\$0.00	\$0.00
	03/03/2016	03/05/2014	10		\$1,144.67	\$1,156.69	\$-12.02	\$0.00	\$0.00	\$0.00	\$0.00
	07/29/2016	03/05/2014	48		\$4,242.78	\$5,552.13	\$-1,309.35	\$0.00	\$0.00	\$0.00	\$0.00
	07/29/2016	03/25/2014	21		\$1,856.22	\$2,362.12	\$-505.90	\$0.00	\$0.00	\$0.00	\$0.00
	08/12/2016	03/25/2014	129		\$11,189.37	\$14,510.14	\$-3,320.77	\$0.00	\$0.00	\$0.00	\$0.00
TARGET CORP 87612E106											
	12/20/2016	10/22/2015	25		\$1,946.45	\$1,906.66	\$39.79	\$0.00	\$0.00	\$0.00	\$0.00
3M CO 88579Y101											
	12/20/2016	01/02/2015	25		\$4,470.15	\$4,072.52	\$397.63	\$0.00	\$0.00	\$0.00	\$0.00
TORO CO 891092108											
	12/09/2016	08/31/2015	10		\$565.95	\$354.16	\$211.79	\$0.00	\$0.00	\$0.00	\$0.00
	12/09/2016	10/15/2015	140		\$7,923.26	\$5,009.30	\$2,913.96	\$0.00	\$0.00	\$0.00	\$0.00



Bank of America Private Wealth Management

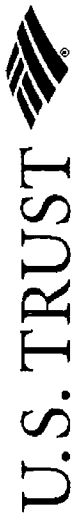
CUST SCHULTZ FOUNDATION INC

2016 Tax Information Letter

Account Number 070203237476

Long Term Transactions

DESCRIPTION	DATE	UNITS	PROCEEDS	COST OR OTHER BASIS	NET GAIN/LOSS	ACCRUED MARKET DISCOUNT	WASH SALE LOSS DISALLOWED	PORTION SUBJECT TO ORDINARY RATES INCLUDING SECTION 988 (INCLUDED IN NET G/L)	PORTION SUBJECT TO 28% RATES (INCLUDED IN NET G/L)
TRAVELERS COS INC 89417E109									
12/20/2016	01/05/2015	25	\$3,068.43	\$2,606.31	\$462.12	\$0.00	\$0.00	\$0.00	\$0.00
UNITED STATES TREAS NT 912828C32									
04/07/2016	03/26/2015	15000	\$15,025.15	\$15,033.52	\$-8.37	\$0.00	\$0.00	\$0.00	\$0.00
UNITED STATES TREAS NT 912828KQ2									
12/20/2016	04/27/2010	20000	\$20,802.28	\$19,247.74	\$1,554.54	\$528.19	\$0.00	\$0.00	\$0.00
UNITED STATES TREAS NT 912828SJ0									
09/30/2016	11/26/2013	10000	\$10,019.11	\$10,029.46	\$-10.35	\$0.00	\$0.00	\$0.00	\$0.00
UNITED STATES TREAS NT 912828SM3									
04/07/2016	11/18/2013	15000	\$15,063.23	\$15,065.65	\$-2.42	\$0.00	\$0.00	\$0.00	\$0.00
11/02/2016	11/18/2013	25000	\$25,052.65	\$25,109.41	\$-56.76	\$0.00	\$0.00	\$0.00	\$0.00
UNITED STATES TREAS NT 912828UE8									
11/02/2016	07/22/2014	10000	\$10,001.14	\$9,848.47	\$152.67	\$99.73	\$0.00	\$0.00	\$0.00
11/02/2016	10/07/2014	10000	\$10,001.14	\$9,874.64	\$126.50	\$79.82	\$0.00	\$0.00	\$0.00
UNITED STATES TREAS NT 912828VE7									
06/29/2016	02/12/2015	20000	\$20,140.56	\$19,896.16	\$244.40	\$0.00	\$0.00	\$0.00	\$0.00
UNITED TECHNOLOGIES CORP 913017109									
12/20/2016	11/02/2012	50	\$5,532.87	\$3,966.00	\$1,566.87	\$0.00	\$0.00	\$0.00	\$0.00



Bank of America Private Wealth Management

CUST SCHULTZ FOUNDATION INC

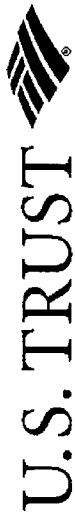
2016 Tax Information Letter

Account Number 070203237476

Page 65

Long Term Transactions

DESCRIPTION	DATE	UNITS	PROCEEDS	COST OR OTHER BASIS	NET GAIN/LOSS	ACCRUED MARKET DISCOUNT	WASH SALE LOSS DISALLOWED	PORTION SUBJECT TO ORDINARY RATES INCLUDING SECTION 988 (INCLUDED IN NET G/L)	PORTION SUBJECT TO 28% RATES (INCLUDED IN NET G/L)
VCA ANTECH INC									
		918194101							
09/26/2016	08/14/2015	40	\$2,695.51	\$2,323.35	\$372.16	\$0.00	\$0.00	\$0.00	\$0.00
10/14/2016	08/10/2015	70	\$4,886.79	\$3,986.54	\$900.25	\$0.00	\$0.00	\$0.00	\$0.00
10/14/2016	08/14/2015	60	\$4,188.67	\$3,485.03	\$703.64	\$0.00	\$0.00	\$0.00	\$0.00
11/16/2016	06/22/2015	70	\$4,522.10	\$3,785.25	\$736.85	\$0.00	\$0.00	\$0.00	\$0.00
11/16/2016	08/10/2015	50	\$3,230.08	\$2,847.52	\$382.56	\$0.00	\$0.00	\$0.00	\$0.00
12/09/2016	03/26/2015	60	\$3,871.11	\$3,156.06	\$715.05	\$0.00	\$0.00	\$0.00	\$0.00
12/09/2016	06/22/2015	30	\$1,935.56	\$1,622.25	\$313.31	\$0.00	\$0.00	\$0.00	\$0.00
VALERO ENERGY CORP NEW									
		91913YAS9							
08/05/2016	03/11/2015	20000	\$20,280.00	\$19,941.80	\$338.20	\$0.00	\$0.00	\$0.00	\$0.00
VERIZON COMMUNICATIONS									
		92343V104							
03/03/2016	11/08/2013	190	\$9,849.38	\$9,484.86	\$364.52	\$0.00	\$0.00	\$0.00	\$0.00
03/09/2016	11/08/2013	20	\$1,045.97	\$998.41	\$47.56	\$0.00	\$0.00	\$0.00	\$0.00
03/30/2016	11/08/2013	180	\$9,735.39	\$8,985.65	\$749.74	\$0.00	\$0.00	\$0.00	\$0.00
04/05/2016	11/08/2013	20	\$1,083.17	\$998.41	\$84.76	\$0.00	\$0.00	\$0.00	\$0.00
05/06/2016	11/08/2013	90	\$4,592.62	\$4,492.83	\$99.79	\$0.00	\$0.00	\$0.00	\$0.00
07/07/2016	11/08/2013	90	\$4,994.55	\$4,492.82	\$501.73	\$0.00	\$0.00	\$0.00	\$0.00



Bank of America Private Wealth Management

CUST SCHULTZ FOUNDATION INC

2016 Tax Information Letter

Account Number 070203237476

Page 69

Transactions with Unknown Cost Basis

DESCRIPTION	CUSIP	Date sold or disposed	Date acquired	Units	FEDERAL NATL MTG ASSN	31381WJCJ8	Proceeds	Cost or other basis	Net Gain/Loss	Accrued market discount	Wash sale loss disallowed	Portion Subject to Ordinary Rates including Section 988 (included in Net G/L)	Portion Subject to 28% Rates (included in Net G/L)
		6/30/2016		170.17			\$170.17	Unknown	Unknown	Unknown	Unknown	Unknown	Unknown
		7/31/2016		279.09			\$279.09	Unknown	Unknown	Unknown	Unknown	Unknown	Unknown
		8/31/2016		251.93			\$251.93	Unknown	Unknown	Unknown	Unknown	Unknown	Unknown
		9/30/2016		184.75			\$184.75	Unknown	Unknown	Unknown	Unknown	Unknown	Unknown
		10/31/2016		225.58			\$225.58	Unknown	Unknown	Unknown	Unknown	Unknown	Unknown
		11/30/2016		155.3			\$155.30	Unknown	Unknown	Unknown	Unknown	Unknown	Unknown
		12/31/2016		174.99			\$174.99	Unknown	Unknown	Unknown	Unknown	Unknown	Unknown
UNITED STATES TREAS NT													
		9/13/2016		5000			\$5,097.05	Unknown	Unknown	Unknown	Unknown	Unknown	Unknown
<i>Total Proceeds from Transactions with Unknown Cost Basis</i>								\$12,837.63	Unknown	Unknown	Unknown	Unknown	Unknown
									7,990.58	Unknown	Unknown	Unknown	Unknown
									1,650.58	Unknown	Unknown	Unknown	Unknown
									1,196.52	Unknown	Unknown	Unknown	Unknown