








See a Social Security Number? Say Something!
Report Privacy Problems to <https://public.resource.org/privacy>
Or call the IRS Identity Theft Hotline at 1-800-908-4490



For calendar year 2016, or tax year beginning 01-01-2016, and ending 12-31-2016

Name of foundation TR UW CHARLES I BRANAN		A Employer identification number 58-6026401	
Number and street (or P O box number if mail is not delivered to street address) 1525 W WT HARRIS BLVD D1114-044		Room/suite	
City or town, state or province, country, and ZIP or foreign postal code CHARLOTTE, NC 28262		B Telephone number (see instructions) (855) 739-2921	
G Check all that apply <div><input type="checkbox"/> Initial return</div> <div><input type="checkbox"/> Initial return of a former public charity</div> <div><input type="checkbox"/> Final return</div> <div><input type="checkbox"/> Amended return</div> <div><input type="checkbox"/> Address change</div> <div><input type="checkbox"/> Name change</div>		D 1. Foreign organizations, check here 2. Foreign organizations meeting the 85% test, check here and attach computation	
H Check type of organization <input type="checkbox"/> Section 501(c)(3) exempt private foundation <input checked="" type="checkbox"/> Section 4947(a)(1) nonexempt charitable trust <input type="checkbox"/> Other taxable private foundation		E If private foundation status was terminated under section 507(b)(1)(A), check here	
I Fair market value of all assets at end of year (from Part II, col (c), line 16) \$ 25,473,448		F If the foundation is in a 60-month termination under section 507(b)(1)(B), check here	
J Accounting method <input type="checkbox"/> Cash <input type="checkbox"/> Accrual <input type="checkbox"/> Other (specify) (Part I, column (d) must be on cash basis)			

Part I Analysis of Revenue and Expenses (The total of amounts in columns (b), (c), and (d) may not necessarily equal the amounts in column (a) (see instructions))		(a) Revenue and expenses per books	(b) Net investment income	(c) Adjusted net income	(d) Disbursements for charitable purposes (cash basis only)
Revenue	1 Contributions, gifts, grants, etc , received (attach schedule)				
	2 Check <input checked="" type="checkbox"/> if the foundation is not required to attach Sch B				
	3 Interest on savings and temporary cash investments				
	4 Dividends and interest from securities	537,560	533,424		
	5a Gross rents				
	b Net rental income or (loss)				
	6a Net gain or (loss) from sale of assets not on line 10	-787,227			
	b Gross sales price for all assets on line 6a	12,590,969			
	7 Capital gain net income (from Part IV, line 2)		0		
	8 Net short-term capital gain			0	
	9 Income modifications				
	10a Gross sales less returns and allowances				
Operating and Administrative Expenses	b Less Cost of goods sold				
	c Gross profit or (loss) (attach schedule)				
	11 Other income (attach schedule)	 54,774	294,133		
	12 Total. Add lines 1 through 11	-194,893	827,557		
	13 Compensation of officers, directors, trustees, etc	213,194	122,864		90,330
	14 Other employee salaries and wages		0	0	0
	15 Pension plans, employee benefits		0	0	
	16a Legal fees (attach schedule)				0
	b Accounting fees (attach schedule)	 1,400	0	0	1,400
	c Other professional fees (attach schedule)	 5,595	5,595		0
	17 Interest				0
	18 Taxes (attach schedule) (see instructions)	 10,329	10,329		0
	19 Depreciation (attach schedule) and depletion	0	0		
	20 Occupancy				
	21 Travel, conferences, and meetings		0	0	
	22 Printing and publications		0	0	
	23 Other expenses (attach schedule)	 46	46		
	24 Total operating and administrative expenses. Add lines 13 through 23	230,564	138,834	0	91,730
	25 Contributions, gifts, grants paid	1,174,198			1,174,198
	26 Total expenses and disbursements. Add lines 24 and 25	1,404,762	138,834	0	1,265,928
	27 Subtract line 26 from line 12				
	a Excess of revenue over expenses and disbursements	-1,599,655			
	b Net investment income (if negative, enter -0-)		688,723		
c Adjusted net income(if negative, enter -0-)				0	

Part II Balance Sheets Attached schedules and amounts in the description column should be for end-of-year amounts only (See instructions)		Beginning of year	End of year	
		(a) Book Value	(b) Book Value	(c) Fair Market Value
Assets	1 Cash—non-interest-bearing		407	407
	2 Savings and temporary cash investments	1,481,988	572,446	572,446
	3 Accounts receivable ▶ _____ Less allowance for doubtful accounts ▶ _____		0	0
	4 Pledges receivable ▶ _____ Less allowance for doubtful accounts ▶ _____			
	5 Grants receivable			
	6 Receivables due from officers, directors, trustees, and other disqualified persons (attach schedule) (see instructions)			
	7 Other notes and loans receivable (attach schedule) ▶ _____ Less allowance for doubtful accounts ▶ _____ 0			
	8 Inventories for sale or use			
	9 Prepaid expenses and deferred charges			
	10a Investments—U S and state government obligations (attach schedule)	788,484	1,177,787	1,155,609
	b Investments—corporate stock (attach schedule)	17,975,650	16,110,485	16,766,193
	c Investments—corporate bonds (attach schedule)	3,155,916	4,550,457	4,490,386
	11 Investments—land, buildings, and equipment basis ▶ _____ Less accumulated depreciation (attach schedule) ▶ _____			
	12 Investments—mortgage loans			
	13 Investments—other (attach schedule)	2,884,974	2,123,230	2,488,407
	14 Land, buildings, and equipment basis ▶ _____ Less accumulated depreciation (attach schedule) ▶ _____			
15 Other assets (describe ▶ _____)				
16 Total assets (to be completed by all filers—see the instructions Also, see page 1, item I)	26,287,012	24,534,812	25,473,448	
Liabilities	17 Accounts payable and accrued expenses			
	18 Grants payable			
	19 Deferred revenue			
	20 Loans from officers, directors, trustees, and other disqualified persons			
	21 Mortgages and other notes payable (attach schedule)			
	22 Other liabilities (describe ▶ _____)			
	23 Total liabilities (add lines 17 through 22)		0	
Net Assets or Fund Balances	Foundations that follow SFAS 117, check here ▶ <input type="checkbox"/> and complete lines 24 through 26 and lines 30 and 31.			
	24 Unrestricted			
	25 Temporarily restricted			
	26 Permanently restricted			
	Foundations that do not follow SFAS 117, check here ▶ <input checked="" type="checkbox"/> and complete lines 27 through 31.			
	27 Capital stock, trust principal, or current funds	26,287,012	24,534,812	
	28 Paid-in or capital surplus, or land, bldg , and equipment fund			
	29 Retained earnings, accumulated income, endowment, or other funds			
30 Total net assets or fund balances (see instructions)	26,287,012	24,534,812		
31 Total liabilities and net assets/fund balances (see instructions) .	26,287,012	24,534,812		

Part III Analysis of Changes in Net Assets or Fund Balances

1 Total net assets or fund balances at beginning of year—Part II, column (a), line 30 (must agree with end-of-year figure reported on prior year's return)	1	26,287,012
2 Enter amount from Part I, line 27a	2	-1,599,655
3 Other increases not included in line 2 (itemize) ▶ _____	3	16,916
4 Add lines 1, 2, and 3	4	24,704,273
5 Decreases not included in line 2 (itemize) ▶ _____	5	169,461
6 Total net assets or fund balances at end of year (line 4 minus line 5)—Part II, column (b), line 30 .	6	24,534,812

Part IV Capital Gains and Losses for Tax on Investment Income

(a) List and describe the kind(s) of property sold (e g , real estate, 2-story brick warehouse, or common stock, 200 shs MLC Co)	(b) How acquired P—Purchase D—Donation	(c) Date acquired (mo , day , yr)	(d) Date sold (mo , day , yr)
1a See Additional Data Table			
b			
c			
d			
e			

(e) Gross sales price	(f) Depreciation allowed (or allowable)	(g) Cost or other basis plus expense of sale	(h) Gain or (loss) (e) plus (f) minus (g)
a See Additional Data Table			
b			
c			
d			
e			

Complete only for assets showing gain in column (h) and owned by the foundation on 12/31/69			(l) Gains (Col (h) gain minus col (k), but not less than -0-) or Losses (from col (h))
(i) F M V as of 12/31/69	(j) Adjusted basis as of 12/31/69	(k) Excess of col (i) over col (j), if any	
a See Additional Data Table			
b			
c			
d			
e			

2 Capital gain net income or (net capital loss) { If gain, also enter in Part I, line 7 If (loss), enter -0- in Part I, line 7 }	2	-787,227
3 Net short-term capital gain or (loss) as defined in sections 1222(5) and (6) If gain, also enter in Part I, line 8, column (c) (see instructions) If (loss), enter -0- in Part I, line 8 }	3	

Part V Qualification Under Section 4940(e) for Reduced Tax on Net Investment Income

(For optional use by domestic private foundations subject to the section 4940(a) tax on net investment income)

If section 4940(d)(2) applies, leave this part blank

Was the foundation liable for the section 4942 tax on the distributable amount of any year in the base period? ☐ Yes ☒ No

If "Yes," the foundation does not qualify under section 4940(e) Do not complete this part

1 Enter the appropriate amount in each column for each year, see instructions before making any entries

(a) Base period years Calendar year (or tax year beginning in)	(b) Adjusted qualifying distributions	(c) Net value of noncharitable-use assets	(d) Distribution ratio (col (b) divided by col (c))
2015	1,365,659	27,012,605	0 050556
2014	1,316,456	27,972,174	0 047063
2013	1,298,919	26,992,656	0 048121
2012	1,241,615	26,259,292	0 047283
2011	1,255,377	25,163,672	0 049888
2 Total of line 1, column (d)			2 0 242911
3 Average distribution ratio for the 5-year base period—divide the total on line 2 by 5, or by the number of years the foundation has been in existence if less than 5 years			3 0 048582
4 Enter the net value of noncharitable-use assets for 2016 from Part X, line 5			4 25,122,424
5 Multiply line 4 by line 3			5 1,220,498
6 Enter 1% of net investment income (1% of Part I, line 27b)			6 6,887
7 Add lines 5 and 6			7 1,227,385
8 Enter qualifying distributions from Part XII, line 4 ,			8 1,265,928

If line 8 is equal to or greater than line 7, check the box in Part VI, line 1b, and complete that part using a 1% tax rate See the Part VI instructions

Part VI Excise Tax Based on Investment Income (Section 4940(a), 4940(b), 4940(e), or 4948—see instructions)

1a	Exempt operating foundations described in section 4940(d)(2), check here <input type="checkbox"/> and enter "N/A" on line 1 Date of ruling or determination letter _____ (attach copy of letter if necessary—see instructions)		
b	Domestic foundations that meet the section 4940(e) requirements in Part V, check here <input checked="" type="checkbox"/> and enter 1% of Part I, line 27b	1	6,887
c	All other domestic foundations enter 2% of line 27b. Exempt foreign organizations enter 4% of Part I, line 12, col (b)		
2	Tax under section 511 (domestic section 4947(a)(1) trusts and taxable foundations only. Others enter -0-)	2	0
3	Add lines 1 and 2.	3	6,887
4	Subtitle A (income) tax (domestic section 4947(a)(1) trusts and taxable foundations only. Others enter -0-)	4	0
5	Tax based on investment income. Subtract line 4 from line 3. If zero or less, enter -0-	5	6,887
6	Credits/Payments		
a	2016 estimated tax payments and 2015 overpayment credited to 2016	6a	6,252
b	Exempt foreign organizations—tax withheld at source	6b	
c	Tax paid with application for extension of time to file (Form 8868)	6c	0
d	Backup withholding erroneously withheld	6d	
7	Total credits and payments. Add lines 6a through 6d.	7	6,252
8	Enter any penalty for underpayment of estimated tax. Check here <input checked="" type="checkbox"/> if Form 2220 is attached	8	0
9	Tax due. If the total of lines 5 and 8 is more than line 7, enter amount owed ▶	9	635
10	Overpayment. If line 7 is more than the total of lines 5 and 8, enter the amount overpaid . . . ▶	10	
11	Enter the amount of line 10 to be Credited to 2017 estimated tax ▶ 0 Refunded ▶	11	0

Part VII-A Statements Regarding Activities

	Yes	No
1a During the tax year, did the foundation attempt to influence any national, state, or local legislation or did it participate or intervene in any political campaign?	1a	No
b Did it spend more than \$100 during the year (either directly or indirectly) for political purposes (see Instructions for definition)? <i>If the answer is "Yes" to 1a or 1b, attach a detailed description of the activities and copies of any materials published or distributed by the foundation in connection with the activities</i>	1b	No
c Did the foundation file Form 1120-POL for this year?	1c	No
d Enter the amount (if any) of tax on political expenditures (section 4955) imposed during the year (1) On the foundation ▶ \$ _____ (2) On foundation managers ▶ \$ _____		
e Enter the reimbursement (if any) paid by the foundation during the year for political expenditure tax imposed on foundation managers ▶ \$ _____		
2 Has the foundation engaged in any activities that have not previously been reported to the IRS? <i>If "Yes," attach a detailed description of the activities</i>	2	No
3 Has the foundation made any changes, not previously reported to the IRS, in its governing instrument, articles of incorporation, or bylaws, or other similar instruments? <i>If "Yes," attach a conformed copy of the changes</i>	3	No
4a Did the foundation have unrelated business gross income of \$1,000 or more during the year?	4a	No
b If "Yes," has it filed a tax return on Form 990-T for this year?	4b	
5 Was there a liquidation, termination, dissolution, or substantial contraction during the year? <i>If "Yes," attach the statement required by General Instruction T</i>	5	No
6 Are the requirements of section 508(e) (relating to sections 4941 through 4945) satisfied either • By language in the governing instrument, or • By state legislation that effectively amends the governing instrument so that no mandatory directions that conflict with the state law remain in the governing instrument?	6	Yes
7 Did the foundation have at least \$5,000 in assets at any time during the year? <i>If "Yes," complete Part II, col (c), and Part XV</i>	7	Yes
8a Enter the states to which the foundation reports or with which it is registered (see instructions) ▶ GA _____		
b If the answer is "Yes" to line 7, has the foundation furnished a copy of Form 990-PF to the Attorney General (or designate) of each state as required by General Instruction G? <i>If "No," attach explanation</i> .	8b	Yes
9 Is the foundation claiming status as a private operating foundation within the meaning of section 4942(j)(3) or 4942(j)(5) for calendar year 2016 or the taxable year beginning in 2016 (see instructions for Part XIV)? <i>If "Yes," complete Part XIV</i>	9	No
10 Did any persons become substantial contributors during the tax year? <i>If "Yes," attach a schedule listing their names and addresses</i>	10	No

Part VII-A Statements Regarding Activities (continued)

11	At any time during the year, did the foundation, directly or indirectly, own a controlled entity within the meaning of section 512(b)(13)? If "Yes," attach schedule (see instructions).	11		No
12	Did the foundation make a distribution to a donor advised fund over which the foundation or a disqualified person had advisory privileges? If "Yes," attach statement (see instructions)	12		No
13	Did the foundation comply with the public inspection requirements for its annual returns and exemption application? Website address ►	13	Yes	
14	The books are in care of ► <u>WELLS FARGO BANK NA</u> Telephone no ► <u>(855) 739-2921</u>			

Located at ► 100 NORTH MAIN STREET D4001-065 WINSTON SALEM NC ZIP+4 ► 27101

15	Section 4947(a)(1) nonexempt charitable trusts filing Form 990-PF in lieu of Form 1041 —Check here	<input type="checkbox"/>		
	and enter the amount of tax-exempt interest received or accrued during the year	► 15		
16	At any time during calendar year 2016, did the foundation have an interest in or a signature or other authority over a bank, securities, or other financial account in a foreign country?	16	Yes	No
	See instructions for exceptions and filing requirements for FinCEN Form 114, Report of Foreign Bank and Financial Accounts (FBAR). If "Yes," enter the name of the foreign country ►			

Part VII-B Statements Regarding Activities for Which Form 4720 May Be Required

File Form 4720 if any item is checked in the "Yes" column, unless an exception applies.

1a	During the year did the foundation (either directly or indirectly)		Yes	No
	(1) Engage in the sale or exchange, or leasing of property with a disqualified person?	<input type="checkbox"/> Yes <input checked="" type="checkbox"/> No		
	(2) Borrow money from, lend money to, or otherwise extend credit to (or accept it from) a disqualified person?	<input type="checkbox"/> Yes <input checked="" type="checkbox"/> No		
	(3) Furnish goods, services, or facilities to (or accept them from) a disqualified person?	<input checked="" type="checkbox"/> Yes <input type="checkbox"/> No		
	(4) Pay compensation to, or pay or reimburse the expenses of, a disqualified person?	<input checked="" type="checkbox"/> Yes <input type="checkbox"/> No		
	(5) Transfer any income or assets to a disqualified person (or make any of either available for the benefit or use of a disqualified person)?	<input type="checkbox"/> Yes <input checked="" type="checkbox"/> No		
	(6) Agree to pay money or property to a government official? (Exception. Check "No" if the foundation agreed to make a grant to or to employ the official for a period after termination of government service, if terminating within 90 days).	<input type="checkbox"/> Yes <input checked="" type="checkbox"/> No		
b	If any answer is "Yes" to 1a(1)–(6), did any of the acts fail to qualify under the exceptions described in Regulations section 53.4941(d)-3 or in a current notice regarding disaster assistance (see instructions)?		1b	No
c	Did the foundation engage in a prior year in any of the acts described in 1a, other than excepted acts, that were not corrected before the first day of the tax year beginning in 2016?		1c	No
2	Taxes on failure to distribute income (section 4942) (does not apply for years the foundation was a private operating foundation defined in section 4942(j)(3) or 4942(j)(5))			
a	At the end of tax year 2016, did the foundation have any undistributed income (lines 6d and 6e, Part XIII) for tax year(s) beginning before 2016?	<input type="checkbox"/> Yes <input checked="" type="checkbox"/> No		
	If "Yes," list the years ► 20____, 20____, 20____, 20____			
b	Are there any years listed in 2a for which the foundation is not applying the provisions of section 4942(a)(2) (relating to incorrect valuation of assets) to the year's undistributed income? (If applying section 4942(a)(2) to all years listed, answer "No" and attach statement—see instructions).		2b	No
c	If the provisions of section 4942(a)(2) are being applied to any of the years listed in 2a, list the years here ► 20____, 20____, 20____, 20____			
3a	Did the foundation hold more than a 2% direct or indirect interest in any business enterprise at any time during the year?	<input type="checkbox"/> Yes <input checked="" type="checkbox"/> No		
b	If "Yes," did it have excess business holdings in 2016 as a result of (1) any purchase by the foundation or disqualified persons after May 26, 1969, (2) the lapse of the 5-year period (or longer period approved by the Commissioner under section 4943(c)(7)) to dispose of holdings acquired by gift or bequest, or (3) the lapse of the 10-, 15-, or 20-year first phase holding period? (Use Schedule C, Form 4720, to determine if the foundation had excess business holdings in 2016).		3b	
4a	Did the foundation invest during the year any amount in a manner that would jeopardize its charitable purposes?		4a	No
b	Did the foundation make any investment in a prior year (but after December 31, 1969) that could jeopardize its charitable purpose that had not been removed from jeopardy before the first day of the tax year beginning in 2016?		4b	No

Part VII-B Statements Regarding Activities for Which Form 4720 May Be Required (Continued)

5a During the year did the foundation pay or incur any amount to (1) Carry on propaganda, or otherwise attempt to influence legislation (section 4945(e))? <input type="checkbox"/> Yes <input checked="" type="checkbox"/> No (2) Influence the outcome of any specific public election (see section 4955), or to carry on, directly or indirectly, any voter registration drive? <input type="checkbox"/> Yes <input checked="" type="checkbox"/> No (3) Provide a grant to an individual for travel, study, or other similar purposes? <input type="checkbox"/> Yes <input checked="" type="checkbox"/> No (4) Provide a grant to an organization other than a charitable, etc., organization described in section 4945(d)(4)(A)? (see instructions). <input type="checkbox"/> Yes <input checked="" type="checkbox"/> No (5) Provide for any purpose other than religious, charitable, scientific, literary, or educational purposes, or for the prevention of cruelty to children or animals? <input type="checkbox"/> Yes <input checked="" type="checkbox"/> No b If any answer is "Yes" to 5a(1)–(5), did any of the transactions fail to qualify under the exceptions described in Regulations section 53.4945 or in a current notice regarding disaster assistance (see instructions)? <input type="checkbox"/> Yes <input checked="" type="checkbox"/> No Organizations relying on a current notice regarding disaster assistance check here. ▶ <input type="checkbox"/> c If the answer is "Yes" to question 5a(4), does the foundation claim exemption from the tax because it maintained expenditure responsibility for the grant? <input type="checkbox"/> Yes <input type="checkbox"/> No If "Yes," attach the statement required by Regulations section 53.4945–5(d)	5b		
6a Did the foundation, during the year, receive any funds, directly or indirectly, to pay premiums on a personal benefit contract? <input type="checkbox"/> Yes <input checked="" type="checkbox"/> No b Did the foundation, during the year, pay premiums, directly or indirectly, on a personal benefit contract? <input type="checkbox"/> Yes <input checked="" type="checkbox"/> No If "Yes" to 6b, file Form 8870	6b		No
7a At any time during the tax year, was the foundation a party to a prohibited tax shelter transaction? <input type="checkbox"/> Yes <input checked="" type="checkbox"/> No b If yes, did the foundation receive any proceeds or have any net income attributable to the transaction? <input type="checkbox"/> Yes <input checked="" type="checkbox"/> No	7b		

Part VIII Information About Officers, Directors, Trustees, Foundation Managers, Highly Paid Employees, and Contractors

1 List all officers, directors, trustees, foundation managers and their compensation (see instructions).				
(a) Name and address	Title, and average hours per week (b) devoted to position	(c) Compensation (If not paid, enter -0-)	(d) Contributions to employee benefit plans and deferred compensation	Expense account, (e) other allowances
WELLS FARGO BANK NA 1525 W WT HARRIS BLVD D1114 044 CHARLOTTE, NC 28288	TRUSTEE 0	163,819		
WELLS FARGO BANK NA 1525 W WT HARRIS BLVD D1114 044 CHARLOTTE, NC 28288	TRUSTEE 0	49,375		
2 Compensation of five highest-paid employees (other than those included on line 1—see instructions). If none, enter "NONE."				
(a) Name and address of each employee paid more than \$50,000	Title, and average hours per week (b) devoted to position	(c) Compensation	Contributions to employee benefit plans and deferred compensation (d)	Expense account, (e) other allowances
NONE				
Total number of other employees paid over \$50,000. ▶				0

Part VIII Information About Officers, Directors, Trustees, Foundation Managers, Highly Paid Employees, and Contractors *(continued)*

3 Five highest-paid independent contractors for professional services (see instructions). If none, enter "NONE".

(a) Name and address of each person paid more than \$50,000	(b) Type of service	(c) Compensation
NONE		
Total number of others receiving over \$50,000 for professional services.		0

Part IX-A Summary of Direct Charitable Activities

List the foundation's four largest direct charitable activities during the tax year. Include relevant statistical information such as the number of organizations and other beneficiaries served, conferences convened, research papers produced, etc.	Expenses
1	
2	
3	
4	

Part IX-B Summary of Program-Related Investments (see instructions)

Describe the two largest program-related investments made by the foundation during the tax year on lines 1 and 2	Amount
1	
2	
All other program-related investments. See instructions.	
3	
Total. Add lines 1 through 3	

Part X Minimum Investment Return (All domestic foundations must complete this part. Foreign foundations, see instructions.)

1	Fair market value of assets not used (or held for use) directly in carrying out charitable, etc., purposes		
a	Average monthly fair market value of securities.	1a	24,284,201
b	Average of monthly cash balances.	1b	1,220,798
c	Fair market value of all other assets (see instructions).	1c	0
d	Total (add lines 1a, b, and c).	1d	25,504,999
e	Reduction claimed for blockage or other factors reported on lines 1a and 1c (attach detailed explanation).	1e	0
2	Acquisition indebtedness applicable to line 1 assets.	2	0
3	Subtract line 2 from line 1d.	3	25,504,999
4	Cash deemed held for charitable activities. Enter 1 1/2% of line 3 (for greater amount, see instructions).	4	382,575
5	Net value of noncharitable-use assets. Subtract line 4 from line 3. Enter here and on Part V, line 4.	5	25,122,424
6	Minimum investment return. Enter 5% of line 5.	6	1,256,121

Part XI Distributable Amount (see instructions) (Section 4942(j)(3) and (j)(5) private operating foundations and certain foreign organizations check here ☐ and do not complete this part.)

1	Minimum investment return from Part X, line 6.	1	1,256,121
2a	Tax on investment income for 2016 from Part VI, line 5.	2a	6,887
b	Income tax for 2016 (This does not include the tax from Part VI).	2b	
c	Add lines 2a and 2b.	2c	6,887
3	Distributable amount before adjustments. Subtract line 2c from line 1.	3	1,249,234
4	Recoveries of amounts treated as qualifying distributions.	4	12,500
5	Add lines 3 and 4.	5	1,261,734
6	Deduction from distributable amount (see instructions).	6	0
7	Distributable amount as adjusted. Subtract line 6 from line 5. Enter here and on Part XIII, line 1.	7	1,261,734

Part XII Qualifying Distributions (see instructions)

1	Amounts paid (including administrative expenses) to accomplish charitable, etc., purposes		
a	Expenses, contributions, gifts, etc.—total from Part I, column (d), line 26.	1a	1,265,928
b	Program-related investments—total from Part IX-B.	1b	0
2	Amounts paid to acquire assets used (or held for use) directly in carrying out charitable, etc., purposes.	2	0
3	Amounts set aside for specific charitable projects that satisfy the		
a	Suitability test (prior IRS approval required).	3a	0
b	Cash distribution test (attach the required schedule).	3b	0
4	Qualifying distributions. Add lines 1a through 3b. Enter here and on Part V, line 8, and Part XIII, line 4.	4	1,265,928
5	Foundations that qualify under section 4940(e) for the reduced rate of tax on net investment income. Enter 1% of Part I, line 27b (see instructions).	5	6,887
6	Adjusted qualifying distributions. Subtract line 5 from line 4.	6	1,259,041

Note: The amount on line 6 will be used in Part V, column (b), in subsequent years when calculating whether the foundation qualifies for the section 4940(e) reduction of tax in those years.

Part XIII Undistributed Income (see instructions)

	(a) Corpus	(b) Years prior to 2015	(c) 2015	(d) 2016
1 Distributable amount for 2016 from Part XI, line 7				1,261,734
2 Undistributed income, if any, as of the end of 2016				
a Enter amount for 2015 only.			1,255,175	
b Total for prior years 2014, 20____, 20____		0		
3 Excess distributions carryover, if any, to 2016				
a From 2011.	0			
b From 2012.	0			
c From 2013.	0			
d From 2014.	0			
e From 2015.	0			
f Total of lines 3a through e.	0			
4 Qualifying distributions for 2016 from Part XII, line 4 ▶ \$ 1,265,928				
a Applied to 2015, but not more than line 2a			1,255,175	
b Applied to undistributed income of prior years (Election required—see instructions).		0		
c Treated as distributions out of corpus (Election required—see instructions).	0			
d Applied to 2016 distributable amount.				10,753
e Remaining amount distributed out of corpus	0			
5 Excess distributions carryover applied to 2016 (If an amount appears in column (d), the same amount must be shown in column (a))	0			0
6 Enter the net total of each column as indicated below:				
a Corpus Add lines 3f, 4c, and 4e Subtract line 5	0			
b Prior years' undistributed income Subtract line 4b from line 2b.		0		
c Enter the amount of prior years' undistributed income for which a notice of deficiency has been issued, or on which the section 4942(a) tax has been previously assessed.		0		
d Subtract line 6c from line 6b Taxable amount—see instructions.		0		
e Undistributed income for 2015 Subtract line 4a from line 2a Taxable amount—see instructions.			0	
f Undistributed income for 2016 Subtract lines 4d and 5 from line 1 This amount must be distributed in 2017.				1,250,981
7 Amounts treated as distributions out of corpus to satisfy requirements imposed by section 170(b)(1)(F) or 4942(g)(3) (Election may be required - see instructions).	0			
8 Excess distributions carryover from 2011 not applied on line 5 or line 7 (see instructions).	0			
9 Excess distributions carryover to 2017. Subtract lines 7 and 8 from line 6a.	0			
10 Analysis of line 9				
a Excess from 2012.	0			
b Excess from 2013.	0			
c Excess from 2014.	0			
d Excess from 2015.	0			
e Excess from 2016.	0			

Part XIV Private Operating Foundations (see instructions and Part VII-A, question 9)

1a If the foundation has received a ruling or determination letter that it is a private operating foundation, and the ruling is effective for 2016, enter the date of the ruling. ▶					
b Check box to indicate whether the organization is a private operating foundation described in section <input type="checkbox"/> 4942(j)(3) or <input type="checkbox"/> 4942(j)(5)					
2a Enter the lesser of the adjusted net income from Part I or the minimum investment return from Part X for each year listed	Tax year	Prior 3 years			(e) Total
	(a) 2016	(b) 2015	(c) 2014	(d) 2013	
b 85% of line 2a					
c Qualifying distributions from Part XII, line 4 for each year listed					
d Amounts included in line 2c not used directly for active conduct of exempt activities					
e Qualifying distributions made directly for active conduct of exempt activities. Subtract line 2d from line 2c					
3 Complete 3a, b, or c for the alternative test relied upon					
a "Assets" alternative test—enter					
(1) Value of all assets					
(2) Value of assets qualifying under section 4942(j)(3)(B)(i)					
b "Endowment" alternative test— enter 2/3 of minimum investment return shown in Part X, line 6 for each year listed. . .					
c "Support" alternative test—enter					
(1) Total support other than gross investment income (interest, dividends, rents, payments on securities loans (section 512(a)(5)), or royalties)					
(2) Support from general public and 5 or more exempt organizations as provided in section 4942(j)(3)(B)(iii). . . .					
(3) Largest amount of support from an exempt organization					
(4) Gross investment income					

Part XV Supplementary Information (Complete this part only if the organization had \$5,000 or more in assets at any time during the year—see instructions.)

1 Information Regarding Foundation Managers:	
a List any managers of the foundation who have contributed more than 2% of the total contributions received by the foundation before the close of any tax year (but only if they have contributed more than \$5,000) (See section 507(d)(2)) NONE	
b List any managers of the foundation who own 10% or more of the stock of a corporation (or an equally large portion of the ownership of a partnership or other entity) of which the foundation has a 10% or greater interest NONE	
<div style="text-align: right;">◀ ▶</div>	
2 Information Regarding Contribution, Grant, Gift, Loan, Scholarship, etc., Programs:	
Check here <input checked="" type="checkbox"/> if the foundation only makes contributions to preselected charitable organizations and does not accept unsolicited requests for funds. If the foundation makes gifts, grants, etc. (see instructions) to individuals or organizations under other conditions, complete items 2a, b, c, and d	
a The name, address, and telephone number or email address of the person to whom applications should be addressed	
b The form in which applications should be submitted and information and materials they should include	
c Any submission deadlines	
d Any restrictions or limitations on awards, such as by geographical areas, charitable fields, kinds of institutions, or other factors	

Part XV **Supplementary Information** (continued)**3 Grants and Contributions Paid During the Year or Approved for Future Payment**

Recipient	If recipient is an individual, show any relationship to any foundation manager or substantial contributor	Foundation status of recipient	Purpose of grant or contribution	Amount
Name and address (home or business)				
a <i>Paid during the year</i> See Additional Data Table				
Total			3a	1,174,198
b <i>Approved for future payment</i>				
Total			3b	

Enter gross amounts unless otherwise indicated

(See worksheet in line 13 instructions to verify calculations)

[illegible]

Information Regarding Transfers To and Transactions and Relationships With Noncharitable Exempt Organizations

	Yes	No
--	-----	----

1a(1)	No
-------	----

1a(2)	No
-------	----

--	--	--

1b(1)	No
--------------	-----------

1b(2)	No
--------------	-----------

1b(3)	No
--------------	-----------

1b(4)	No
--------------	-----------

1b(5)	No
--------------	-----------

1b(6)	No
--------------	-----------

1c		No
----	--	----

value

2a Is the foundation directly or indirectly affiliated with, or related to, one or more tax-exempt organizations?

☐ Yes ☒ No

Under penalties of perjury, I declare that I have examined this return, including accompanying schedules and statements, and to the best

***** 2017-10-17 *****
 Signature of officer or trustee Date Title
 (see instr.) ☐ Yes ☐ No

Print/Type preparer's name	Preparer's Signature	Date	Check if self-employed ▶ <input type="checkbox"/>	PTIN
Firm's name ▶				Firm's EIN ▶
Firm's address ▶				Phone no

Form 990PF Part IV - Capital Gains and Losses for Tax on Investment Income - Columns a - d

List and describe the kind(s) of property sold (e g , real estate, (a) 2-story brick warehouse, or common stock, 200 shs MLC Co)	(b) How acquired P—Purchase D—Donation	(c) Date acquired (mo , day, yr)	(d) Date sold (mo , day, yr)
236 AFFILIATED MANAGERS GROUP, INC COM		2016-05-02	2016-07-13
35 AFFILIATED MANAGERS GROUP, INC COM		2014-05-14	2016-07-13
35 ALEXANDRIA REAL ESTATE EQUITIES		2015-05-28	2016-04-14
3 ALPHABET INC CL C		2016-01-19	2016-04-22
9 ALPHABET INC CL C		2015-05-26	2016-07-13
66 ALPHABET INC CL C		2016-05-02	2016-07-13
353 AMERIPRISE FINL INC		2016-06-10	2016-07-13
89 APARTMENT INVT & MGMT CO CL A		2015-10-22	2016-01-13
229 APARTMENT INVT & MGMT CO CL A		2014-04-14	2016-01-13
63 APPLE INC		2015-07-27	2016-06-10

Form 990PF Part IV - Capital Gains and Losses for Tax on Investment Income - Columns e - h

(e) Gross sales price	(f) Depreciation allowed (or allowable)	(g) Cost or other basis plus expense of sale	(h) Gain or (loss) (e) plus (f) minus (g)
33,756		41,365	-7,609
5,006		6,666	-1,660
3,197		3,271	-74
2,160		2,095	65
6,472		4,834	1,638
47,460		46,004	1,456
33,207		41,362	-8,155
3,477		3,440	37
8,946		6,432	2,514
6,229		7,751	-1,522

Form 990PF Part IV - Capital Gains and Losses for Tax on Investment Income - Columns i - l

Complete only for assets showing gain in column (h) and owned by the foundation on 12/31/69			(I) Gains (Col (h) gain minus col (k), but not less than -0-) or Losses (from col (h))
(i) F M V as of 12/31/69	Adjusted basis (j) as of 12/31/69	Excess of col (i) (k) over col (j), if any	
			-7,609
			-1,660
			-74
			65
			1,638
			1,456
			-8,155
			37
			2,514
			-1,522

Form 990PF Part IV - Capital Gains and Losses for Tax on Investment Income - Columns a - d

List and describe the kind(s) of property sold (e g , real estate, (a) 2-story brick warehouse, or common stock, 200 shs MLC Co)	(b) How acquired P—Purchase D—Donation	(c) Date acquired (mo , day, yr)	(d) Date sold (mo , day, yr)
34 APPLE INC		2015-05-26	2016-06-10
822 APPLE INC		2016-05-02	2016-07-13
66 APPLE INC		2015-05-05	2016-07-13
34822 879 ASHMORE EMERG MKTS CR DB-INS		2013-06-26	2016-07-11
10000 BANK OF AMERICA CORP 5 625% 7/01/20		2014-05-29	2016-04-18
40000 BARCLAYS BANK PLC 5 000% 9/22/16		2013-05-15	2016-09-22
314 BERKSHIRE HATHAWAY INC		2016-05-02	2016-07-13
39 BERKSHIRE HATHAWAY INC		2014-05-14	2016-07-13
231 BERKSHIRE HATHAWAY INC		2015-08-25	2016-10-03
49 BLACKROCK INC		2016-05-02	2016-07-13

Form 990PF Part IV - Capital Gains and Losses for Tax on Investment Income - Columns e - h

(e) Gross sales price	Depreciation allowed (f) (or allowable)	Cost or other basis (g) plus expense of sale	Gain or (loss) (h) (e) plus (f) minus (g)
3,362		4,392	-1,030
79,762		78,512	1,250
6,404		8,348	-1,944
274,404		325,826	-51,422
11,205		11,563	-358
40,000		45,003	-5,003
45,767		45,783	-16
5,684		4,990	694
33,197		27,424	5,773
17,522		17,674	-152

Form 990PF Part IV - Capital Gains and Losses for Tax on Investment Income - Columns i - l

Complete only for assets showing gain in column (h) and owned by the foundation on 12/31/69			(I) Gains (Col (h) gain minus col (k), but not less than -0-) or Losses (from col (h))
(i) F M V as of 12/31/69	Adjusted basis (j) as of 12/31/69	Excess of col (i) (k) over col (j), if any	
			-1,030
			1,250
			-1,944
			-51,422
			-358
			-5,003
			-16
			694
			5,773
			-152

Form 990PF Part IV - Capital Gains and Losses for Tax on Investment Income - Columns a - d

List and describe the kind(s) of property sold (e g , real estate, (a) 2-story brick warehouse, or common stock, 200 shs MLC Co)	(b) How acquired P—Purchase D—Donation	(c) Date acquired (mo , day, yr)	(d) Date sold (mo , day, yr)
22 BLACKROCK INC		2015-05-26	2016-07-13
340 BOEING CO		2016-05-02	2016-07-13
3 BOEING CO		2015-05-26	2016-07-13
1 BOEING CO		2016-05-02	2016-10-03
67 BOEING CO		2015-08-25	2016-10-03
24 BOSTON PROPERTIES INC COM		2015-02-18	2016-07-06
13 BOSTON PROPERTIES INC COM		2015-12-29	2016-07-06
35 BOSTON PROPERTIES INC COM		2015-12-29	2016-11-28
369 CME GROUP INC		2016-05-02	2016-07-13
41 CME GROUP INC		2015-05-26	2016-07-13

Form 990PF Part IV - Capital Gains and Losses for Tax on Investment Income - Columns e - h

(e) Gross sales price	(f) Depreciation allowed (or allowable)	(g) Cost or other basis plus expense of sale	(h) Gain or (loss) (e) plus (f) minus (g)
7,867		7,362	505
44,226		46,736	-2,510
390		427	-37
131		134	-3
8,792		8,778	14
3,161		3,362	-201
1,712		1,682	30
4,335		4,529	-194
36,817		34,258	2,559
4,091		3,723	368

Form 990PF Part IV - Capital Gains and Losses for Tax on Investment Income - Columns i - l

Complete only for assets showing gain in column (h) and owned by the foundation on 12/31/69			(I) Gains (Col (h) gain minus col (k), but not less than -0-) or Losses (from col (h))
(i) F M V as of 12/31/69	(j) Adjusted basis as of 12/31/69	(k) Excess of col (i) over col (j), if any	
			505
			-2,510
			-37
			-3
			14
			-201
			30
			-194
			2,559
			368

Form 990PF Part IV - Capital Gains and Losses for Tax on Investment Income - Columns a - d

List and describe the kind(s) of property sold (e g , real estate, (a) 2-story brick warehouse, or common stock, 200 shs MLC Co)	(b) How acquired P—Purchase D—Donation	(c) Date acquired (mo , day, yr)	(d) Date sold (mo , day, yr)
156 CME GROUP INC		2013-10-04	2016-09-30
445 CVS HEALTH CORPORATION		2016-05-02	2016-07-13
9000 CVS CAREMARK CORP 5 750% 6/01/17		2011-08-19	2016-05-27
26 25 CARE CAPITAL PROPERTIES INC		2015-02-11	2016-01-13
195 75 CARE CAPITAL PROPERTIES INC		2014-12-23	2016-01-13
144 CELANESE CORP		2014-11-24	2016-07-13
427 CELANESE CORP		2016-05-02	2016-07-13
1581 CISCO SYSTEMS INC		2016-05-02	2016-07-13
190 CISCO SYSTEMS INC		2015-05-26	2016-07-13
35000 CISCO SYSTEMS INC 5 500% 2/22/16		2011-08-19	2016-02-22

Form 990PF Part IV - Capital Gains and Losses for Tax on Investment Income - Columns e - h

(e) Gross sales price	(f) Depreciation allowed (or allowable)	(g) Cost or other basis plus expense of sale	(h) Gain or (loss) (e) plus (f) minus (g)
16,311		11,707	4,604
43,430		45,221	-1,791
9,432		10,402	-970
797		1,078	-281
5,946		6,308	-362
9,935		8,797	1,138
29,461		30,447	-986
47,050		43,565	3,485
5,654		5,478	176
35,000		40,783	-5,783

Form 990PF Part IV - Capital Gains and Losses for Tax on Investment Income - Columns i - l

Complete only for assets showing gain in column (h) and owned by the foundation on 12/31/69			(I) Gains (Col (h) gain minus col (k), but not less than -0-) or Losses (from col (h))
(i) F M V as of 12/31/69	(j) Adjusted basis as of 12/31/69	(k) Excess of col (i) over col (j), if any	
			4,604
			-1,791
			-970
			-281
			-362
			1,138
			-986
			3,485
			176
			-5,783

Form 990PF Part IV - Capital Gains and Losses for Tax on Investment Income - Columns a - d

List and describe the kind(s) of property sold (e g , real estate, (a) 2-story brick warehouse, or common stock, 200 shs MLC Co)	(b) How acquired P—Purchase D—Donation	(c) Date acquired (mo , day, yr)	(d) Date sold (mo , day, yr)
60 CITIGROUP INC		2015-08-25	2016-03-16
484 CITIGROUP INC		2016-05-02	2016-07-13
434 CITIGROUP INC		2014-03-25	2016-07-13
386 COGNIZANT TECH SOLUTIONS CRP COM		2016-03-16	2016-07-13
60 COGNIZANT TECH SOLUTIONS CRP COM		2016-03-16	2016-11-08
613 COMCAST CORP CLASS A		2016-05-02	2016-07-13
109 COMCAST CORP CLASS A		2015-05-26	2016-07-13
25 COMCAST CORP CLASS A		2015-08-25	2016-10-03
15000 CONAGRA FOODS INC 1 900% 1/25/18		2013-02-15	2016-10-24
30000 CONOCOPHILLIPS 5 750% 2/01/19		2015-09-10	2016-04-21

Form 990PF Part IV - Capital Gains and Losses for Tax on Investment Income - Columns e - h

(e) Gross sales price	(f) Depreciation allowed (or allowable)	(g) Cost or other basis plus expense of sale	(h) Gain or (loss) (e) plus (f) minus (g)
2,522		3,118	-596
20,910		23,209	-2,299
18,749		21,854	-3,105
22,645		22,735	-90
3,302		3,534	-232
41,025		37,611	3,414
7,295		6,049	1,246
1,646		1,391	255
15,353		15,110	243
32,737		33,612	-875

Form 990PF Part IV - Capital Gains and Losses for Tax on Investment Income - Columns i - l

Complete only for assets showing gain in column (h) and owned by the foundation on 12/31/69			(I) Gains (Col (h) gain minus col (k), but not less than -0-) or Losses (from col (h))
(i) F M V as of 12/31/69	(j) Adjusted basis as of 12/31/69	(k) Excess of col (i) over col (j), if any	
			-596
			-2,299
			-3,105
			-90
			-232
			3,414
			1,246
			255
			243
			-875

Form 990PF Part IV - Capital Gains and Losses for Tax on Investment Income - Columns a - d

List and describe the kind(s) of property sold (e g , real estate, (a) 2-story brick warehouse, or common stock, 200 shs MLC Co)	(b) How acquired P—Purchase D—Donation	(c) Date acquired (mo , day, yr)	(d) Date sold (mo , day, yr)
29 CROWN CASTLE INTL CORP		2016-09-13	2016-12-21
183 CUBESMART		2014-10-22	2016-08-03
79 CUBESMART		2013-10-04	2016-10-05
295 CUMMINS INC		2015-05-26	2016-07-13
88 CUMMINS INC		2016-05-02	2016-08-22
37 CUMMINS INC		2015-07-27	2016-08-22
197 CUMMINS INC		2016-05-02	2016-11-01
500 DDR CORP		2014-04-14	2016-02-08
739 DDR CORP		2014-01-03	2016-11-14
178 DIAGEO PLC - ADR		2014-05-14	2016-07-13

Form 990PF Part IV - Capital Gains and Losses for Tax on Investment Income - Columns e - h

(e) Gross sales price	Depreciation allowed (f) (or allowable)	Cost or other basis (g) plus expense of sale	Gain or (loss) (h) (e) plus (f) minus (g)
2,548		2,647	-99
5,275		3,604	1,671
2,041		1,458	583
34,800		40,515	-5,715
11,029		10,307	722
4,637		4,678	-41
24,065		21,352	2,713
8,098		7,993	105
11,070		10,521	549
20,239		22,385	-2,146

Form 990PF Part IV - Capital Gains and Losses for Tax on Investment Income - Columns i - l

Complete only for assets showing gain in column (h) and owned by the foundation on 12/31/69			Gains (Col (h) gain minus col (k), but not less than -0-) or (l) Losses (from col (h))
(i) F M V as of 12/31/69	Adjusted basis (j) as of 12/31/69	Excess of col (i) (k) over col (j), if any	
			-99
			1,671
			583
			-5,715
			722
			-41
			2,713
			105
			549
			-2,146

Form 990PF Part IV - Capital Gains and Losses for Tax on Investment Income - Columns a - d

List and describe the kind(s) of property sold (e g , real estate, (a) 2-story brick warehouse, or common stock, 200 shs MLC Co)	(b) How acquired P—Purchase D—Donation	(c) Date acquired (mo , day, yr)	(d) Date sold (mo , day, yr)
89 DIAGEO PLC - ADR		2016-04-22	2016-07-13
36 WALT DISNEY CO		2013-10-04	2016-02-05
221 WALT DISNEY CO		2016-01-19	2016-02-05
218 WALT DISNEY CO		2016-05-02	2016-07-13
87 WALT DISNEY CO		2013-10-04	2016-07-13
27707 88 DODGE & COX INT'L STOCK FD #1048		2015-02-26	2016-04-28
9307 128 DODGE & COX INT'L STOCK FD #1048		2015-06-01	2016-04-28
97 DUKE REALTY CORPORATION		2016-07-06	2016-11-25
177 DUKE REALTY CORPORATION		2016-10-25	2016-11-28
30 EPR PROPERTIES		2013-07-15	2016-08-03

Form 990PF Part IV - Capital Gains and Losses for Tax on Investment Income - Columns e - h

(e) Gross sales price	(f) Depreciation allowed (or allowable)	(g) Cost or other basis plus expense of sale	(h) Gain or (loss) (e) plus (f) minus (g)
10,120		9,838	282
3,371		2,341	1,030
20,692		21,643	-951
21,797		22,763	-966
8,699		5,657	3,042
1,014,940		1,146,764	-131,824
340,920		418,252	-77,332
2,429		2,581	-152
4,487		4,708	-221
2,443		1,511	932

Form 990PF Part IV - Capital Gains and Losses for Tax on Investment Income - Columns i - l

Complete only for assets showing gain in column (h) and owned by the foundation on 12/31/69			(I) Gains (Col (h) gain minus col (k), but not less than -0-) or Losses (from col (h))
(i) F M V as of 12/31/69	(j) Adjusted basis as of 12/31/69	(k) Excess of col (i) over col (j), if any	
			282
			1,030
			-951
			-966
			3,042
			-131,824
			-77,332
			-152
			-221
			932

Form 990PF Part IV - Capital Gains and Losses for Tax on Investment Income - Columns a - d

List and describe the kind(s) of property sold (e g , real estate, (a) 2-story brick warehouse, or common stock, 200 shs MLC Co)	(b) How acquired P—Purchase D—Donation	(c) Date acquired (mo , day, yr)	(d) Date sold (mo , day, yr)
53 EPR PROPERTIES		2013-07-15	2016-11-25
50 EQUITY RESIDENTIAL PPTYS TR SH BEN		2015-02-04	2016-04-14
102 EQUITY RESIDENTIAL PPTYS TR SH BEN		2015-09-21	2016-04-14
68 EQUITY RESIDENTIAL PPTYS TR SH BEN		2015-09-21	2016-09-13
25 EQUITY RESIDENTIAL PPTYS TR SH BEN		2016-07-06	2016-10-05
248 EQUITY RESIDENTIAL PPTYS TR SH BEN		2015-09-21	2016-10-05
160 EQUITY RESIDENTIAL PPTYS TR SH BEN		2013-07-15	2016-10-25
33 EQUITY RESIDENTIAL PPTYS TR SH BEN		2013-07-15	2016-11-25
50 EQUITY RESIDENTIAL PPTYS TR SH BEN		2014-04-14	2016-12-21
23 ESSEX PPTY TR COM		2014-01-03	2016-04-14

Form 990PF Part IV - Capital Gains and Losses for Tax on Investment Income - Columns e - h

(e) Gross sales price	(f) Depreciation allowed (or allowable)	(g) Cost or other basis plus expense of sale	(h) Gain or (loss) (e) plus (f) minus (g)
3,688		2,669	1,019
3,465		3,963	-498
7,068		7,459	-391
4,263		4,972	-709
1,534		1,728	-194
15,214		17,674	-2,460
9,682		9,384	298
1,953		1,935	18
3,200		2,793	407
5,023		3,943	1,080

Form 990PF Part IV - Capital Gains and Losses for Tax on Investment Income - Columns i - l

Complete only for assets showing gain in column (h) and owned by the foundation on 12/31/69			(l) Gains (Col (h) gain minus col (k), but not less than -0-) or Losses (from col (h))
(i) F M V as of 12/31/69	(j) Adjusted basis as of 12/31/69	(k) Excess of col (i) over col (j), if any	
			1,019
			-498
			-391
			-709
			-194
			-2,460
			298
			18
			407
			1,080

Form 990PF Part IV - Capital Gains and Losses for Tax on Investment Income - Columns a - d

List and describe the kind(s) of property sold (e g , real estate, (a) 2-story brick warehouse, or common stock, 200 shs MLC Co)	(b) How acquired P—Purchase D—Donation	(c) Date acquired (mo , day, yr)	(d) Date sold (mo , day, yr)
20 FEDERAL RLTY INVT TR SH BEN INT		2014-04-14	2016-02-17
65 FEDERAL RLTY INVT TR SH BEN INT		2013-10-04	2016-03-22
1 FEDERAL RLTY INVT TR SH BEN INT		2013-10-04	2016-11-25
32 FEDERAL RLTY INVT TR SH BEN INT		2014-01-03	2016-11-28
90000 FED HOME LN MTG CORP 3 750% 3/27/19		2015-06-30	2016-12-06
25000 FED HOME LN MTG CORP 3 750% 3/27/19		2016-04-21	2016-12-06
10000 FED HOME LN MTG CORP 1 250% 5/12/17		2016-04-21	2016-12-06
45000 FED HOME LN MTG CORP 1 250% 5/12/17		2015-06-30	2016-12-06
842 49 FNMA POOL #AW7396 3 500% 1/01/27		2016-04-13	2016-05-25
1337 48 FNMA POOL #AW7396 3 500% 1/01/27		2016-04-13	2016-06-25

Form 990PF Part IV - Capital Gains and Losses for Tax on Investment Income - Columns e - h

(e) Gross sales price	(f) Depreciation allowed (or allowable)	(g) Cost or other basis plus expense of sale	(h) Gain or (loss) (e) plus (f) minus (g)
2,960		2,156	804
9,987		6,658	3,329
141		102	39
4,515		3,266	1,249
95,042		99,003	-3,961
26,401		26,937	-536
10,022		10,063	-41
45,100		45,519	-419
842		893	-51
1,337		1,418	-81

Form 990PF Part IV - Capital Gains and Losses for Tax on Investment Income - Columns i - l

Complete only for assets showing gain in column (h) and owned by the foundation on 12/31/69			(l) Gains (Col (h) gain minus col (k), but not less than -0-) or Losses (from col (h))
(i) F M V as of 12/31/69	(j) Adjusted basis as of 12/31/69	(k) Excess of col (i) over col (j), if any	
			804
			3,329
			39
			1,249
			-3,961
			-536
			-41
			-419
			-51
			-81

Form 990PF Part IV - Capital Gains and Losses for Tax on Investment Income - Columns a - d

List and describe the kind(s) of property sold (e g , real estate, (a) 2-story brick warehouse, or common stock, 200 shs MLC Co)	(b) How acquired P—Purchase D—Donation	(c) Date acquired (mo , day, yr)	(d) Date sold (mo , day, yr)
1601 01 FNMA POOL #AW7396 3 500% 1/01/27		2016-04-13	2016-07-25
931 57 FNMA POOL #AW7396 3 500% 1/01/27		2016-04-13	2016-08-25
1533 25 FNMA POOL #AW7396 3 500% 1/01/27		2016-04-13	2016-09-25
1253 33 FNMA POOL #AW7396 3 500% 1/01/27		2016-04-13	2016-10-25
1266 83 FNMA POOL #AW7396 3 500% 1/01/27		2016-04-13	2016-11-25
992 42 FNMA POOL #AW7396 3 500% 1/01/27		2016-04-13	2016-12-25
98 FIRST INDL RLTY TR INC COM		2013-12-30	2016-02-17
110 FIRST INDL RLTY TR INC COM		2013-12-30	2016-03-22
243 FIRST INDL RLTY TR INC COM		2013-12-30	2016-04-14
309 FIRST INDL RLTY TR INC COM		2013-10-04	2016-06-08

Form 990PF Part IV - Capital Gains and Losses for Tax on Investment Income - Columns e - h

(e) Gross sales price	(f) Depreciation allowed (or allowable)	(g) Cost or other basis plus expense of sale	(h) Gain or (loss) (e) plus (f) minus (g)
1,601		1,697	-96
932		987	-55
1,533		1,625	-92
1,253		1,329	-76
1,267		1,343	-76
992		1,052	-60
1,979		1,707	272
2,414		1,916	498
5,469		4,170	1,299
7,889		5,075	2,814

Form 990PF Part IV - Capital Gains and Losses for Tax on Investment Income - Columns i - l

Complete only for assets showing gain in column (h) and owned by the foundation on 12/31/69			(l) Gains (Col (h) gain minus col (k), but not less than -0-) or Losses (from col (h))
(i) F M V as of 12/31/69	(j) Adjusted basis as of 12/31/69	(k) Excess of col (i) over col (j), if any	
			-96
			-55
			-92
			-76
			-76
			-60
			272
			498
			1,299
			2,814

Form 990PF Part IV - Capital Gains and Losses for Tax on Investment Income - Columns a - d

List and describe the kind(s) of property sold (e g , real estate, (a) 2-story brick warehouse, or common stock, 200 shs MLC Co)	(b) How acquired P—Purchase D—Donation	(c) Date acquired (mo , day, yr)	(d) Date sold (mo , day, yr)
51 GEO GROUP INC/THE		2014-04-14	2016-02-17
10000 GENERAL ELEC CAP COR 4 650% 10/17/21		2016-02-25	2016-04-18
114 GENERAL GROWTH PROPRTIE-W/I		2015-11-25	2016-03-22
152 GENERAL GROWTH PROPRTIE-W/I		2013-05-28	2016-07-06
155 GENERAL GROWTH PROPRTIE-W/I		2015-11-25	2016-07-06
97 GENERAL GROWTH PROPRTIE-W/I		2014-04-14	2016-08-03
103 GENERAL GROWTH PROPRTIE-W/I		2014-04-14	2016-11-25
93 GENERAL GROWTH PROPRTIE-W/I		2014-01-03	2016-11-28
66 GILEAD SCIENCES INC		2015-07-10	2016-07-13
268 GILEAD SCIENCES INC		2016-05-02	2016-07-13

Form 990PF Part IV - Capital Gains and Losses for Tax on Investment Income - Columns e - h

(e) Gross sales price	(f) Depreciation allowed (or allowable)	(g) Cost or other basis plus expense of sale	(h) Gain or (loss) (e) plus (f) minus (g)
1,487		1,590	-103
11,374		11,396	-22
3,314		2,914	400
4,569		3,582	987
4,659		3,962	697
3,001		2,273	728
2,633		2,277	356
2,386		1,879	507
5,696		7,184	-1,488
23,128		23,839	-711

Form 990PF Part IV - Capital Gains and Losses for Tax on Investment Income - Columns i - l

Complete only for assets showing gain in column (h) and owned by the foundation on 12/31/69			(l) Gains (Col (h) gain minus col (k), but not less than -0-) or Losses (from col (h))
(i) F M V as of 12/31/69	(j) Adjusted basis as of 12/31/69	(k) Excess of col (i) over col (j), if any	
			-103
			-22
			400
			987
			697
			728
			356
			507
			-1,488
			-711

Form 990PF Part IV - Capital Gains and Losses for Tax on Investment Income - Columns a - d

List and describe the kind(s) of property sold (e g , real estate, (a) 2-story brick warehouse, or common stock, 200 shs MLC Co)	(b) How acquired P—Purchase D—Donation	(c) Date acquired (mo , day, yr)	(d) Date sold (mo , day, yr)
121 GOLDMAN SACHS GROUP INC		2014-05-14	2016-06-10
142 GOLDMAN SACHS GROUP INC		2016-05-02	2016-06-10
35000 GOLDMAN SACHS GROUP 5 950% 1/18/18		2015-03-03	2016-12-06
667 HSBC - ADR		2014-05-14	2016-03-01
212 HSBC - ADR		2016-01-19	2016-03-01
467 HAIN CELESTIAL GROUP INC		2016-05-02	2016-07-13
47 HAIN CELESTIAL GROUP INC		2015-12-17	2016-09-30
20000 HALLIBURTON COMPANY 3 500% 8/01/23		2014-06-09	2016-04-18
43691 83 OAKMARK INTERNATIONAL FD #109		2014-04-14	2016-07-11
494 HOST HOTELS & RESORTS, INC		2013-12-30	2016-01-27

Form 990PF Part IV - Capital Gains and Losses for Tax on Investment Income - Columns e - h

(e) Gross sales price	(f) Depreciation allowed (or allowable)	(g) Cost or other basis plus expense of sale	(h) Gain or (loss) (e) plus (f) minus (g)
18,148		18,981	-833
21,297		24,398	-3,101
36,529		38,977	-2,448
21,501		35,913	-14,412
6,834		7,892	-1,058
24,041		19,447	4,594
1,676		1,927	-251
20,372		20,414	-42
845,000		1,141,737	-296,737
6,677		9,524	-2,847

Form 990PF Part IV - Capital Gains and Losses for Tax on Investment Income - Columns i - l

Complete only for assets showing gain in column (h) and owned by the foundation on 12/31/69			(l) Gains (Col (h) gain minus col (k), but not less than -0-) or Losses (from col (h))
(i) F M V as of 12/31/69	(j) Adjusted basis as of 12/31/69	(k) Excess of col (i) over col (j), if any	
			-833
			-3,101
			-2,448
			-14,412
			-1,058
			4,594
			-251
			-42
			-296,737
			-2,847

Form 990PF Part IV - Capital Gains and Losses for Tax on Investment Income - Columns a - d

List and describe the kind(s) of property sold (e g , real estate, (a) 2-story brick warehouse, or common stock, 200 shs MLC Co)	(b) How acquired P—Purchase D—Donation	(c) Date acquired (mo , day, yr)	(d) Date sold (mo , day, yr)
753 HOST HOTELS & RESORTS, INC		2014-01-03	2016-02-08
400 HOST HOTELS & RESORTS, INC		2013-10-04	2016-03-22
398 HOST HOTELS & RESORTS, INC		2013-10-04	2016-05-11
95 HUDSON PACIFIC PROPERTIES INC		2015-06-29	2016-03-22
311 HUDSON PACIFIC PROPERTIES INC		2015-06-29	2016-04-14
25000 IBM CORP 1 950% 7/22/16		2011-08-31	2016-07-22
465 ISHARES MBS ETF		2015-03-03	2016-04-13
270 ISHARES MBS ETF		2015-03-03	2016-04-14
200 ISHARES MBS ETF		2015-06-30	2016-04-14
1 JPMORGAN CHASE & CO		2014-02-11	2016-07-13

Form 990PF Part IV - Capital Gains and Losses for Tax on Investment Income - Columns e - h

(e) Gross sales price	(f) Depreciation allowed (or allowable)	(g) Cost or other basis plus expense of sale	(h) Gain or (loss) (e) plus (f) minus (g)
10,341		14,068	-3,727
6,603		7,176	-573
6,389		6,857	-468
2,762		2,859	-97
9,105		8,931	174
25,000		25,459	-459
50,840		51,027	-187
29,513		29,629	-116
21,862		21,766	96
63		57	6

Form 990PF Part IV - Capital Gains and Losses for Tax on Investment Income - Columns i - l

Complete only for assets showing gain in column (h) and owned by the foundation on 12/31/69			(l) Gains (Col (h) gain minus col (k), but not less than -0-) or Losses (from col (h))
(i) F M V as of 12/31/69	(j) Adjusted basis as of 12/31/69	(k) Excess of col (i) over col (j), if any	
			-3,727
			-573
			-468
			-97
			174
			-459
			-187
			-116
			96
			6

Form 990PF Part IV - Capital Gains and Losses for Tax on Investment Income - Columns a - d

List and describe the kind(s) of property sold (e g , real estate, (a) 2-story brick warehouse, or common stock, 200 shs MLC Co)	(b) How acquired P—Purchase D—Donation	(c) Date acquired (mo , day, yr)	(d) Date sold (mo , day, yr)
826 JPMORGAN CHASE & CO		2016-05-02	2016-07-13
224 JPMORGAN CHASE & CO		2014-05-14	2016-09-30
47 JPMORGAN CHASE & CO		2013-10-04	2016-11-01
492 JOHNSON CONTROLS INC		2014-05-14	2016-04-22
336 JOHNSON CONTROLS INC		2016-01-19	2016-04-22
7331 378 JPMORGAN U S L/C CORE PLUS-S #1002		2015-08-24	2016-04-28
70869 182 JPMORGAN U S L/C CORE PLUS-S #1002		2015-01-05	2016-04-28
17 KILROY REALTY CORP COM		2013-12-30	2016-05-11
36 KILROY REALTY CORP COM		2016-03-22	2016-05-11
181 KIMCO RLTY CORP		2016-02-08	2016-02-17

Form 990PF Part IV - Capital Gains and Losses for Tax on Investment Income - Columns e - h

(e) Gross sales price	(f) Depreciation allowed (or allowable)	(g) Cost or other basis plus expense of sale	(h) Gain or (loss) (e) plus (f) minus (g)
52,012		51,977	35
14,918		11,914	3,004
3,226		2,465	761
20,583		20,301	282
14,057		13,468	589
194,721		200,000	-5,279
1,882,285		1,873,050	9,235
1,088		850	238
2,305		2,183	122
4,839		4,870	-31

Form 990PF Part IV - Capital Gains and Losses for Tax on Investment Income - Columns i - l

Complete only for assets showing gain in column (h) and owned by the foundation on 12/31/69			(l) Gains (Col (h) gain minus col (k), but not less than -0-) or Losses (from col (h))
(i) F M V as of 12/31/69	(j) Adjusted basis as of 12/31/69	(k) Excess of col (i) over col (j), if any	
			35
			3,004
			761
			282
			589
			-5,279
			9,235
			238
			122
			-31

Form 990PF Part IV - Capital Gains and Losses for Tax on Investment Income - Columns a - d

List and describe the kind(s) of property sold (e g , real estate, (a) 2-story brick warehouse, or common stock, 200 shs MLC Co)	(b) How acquired P—Purchase D—Donation	(c) Date acquired (mo , day, yr)	(d) Date sold (mo , day, yr)
10000 KINDER MORGAN ENER 5 950% 2/15/18		2014-05-29	2016-04-18
430 LAS VEGAS SANDS CORP		2014-09-10	2016-07-13
268 LAS VEGAS SANDS CORP		2016-05-02	2016-07-13
72 LAS VEGAS SANDS CORP		2015-08-25	2016-11-01
47 LAS VEGAS SANDS CORP		2016-04-22	2016-11-01
2356 MANULIFE FINANCIAL CORP		2016-05-02	2016-07-13
24 MCKESSON CORP		2015-07-27	2016-02-05
157 MCKESSON CORP		2016-05-02	2016-07-13
49 MCKESSON CORP		2015-07-10	2016-07-13
581 MERCK & CO INC NEW		2016-05-02	2016-07-13

Form 990PF Part IV - Capital Gains and Losses for Tax on Investment Income - Columns e - h

(e) Gross sales price	(f) Depreciation allowed (or allowable)	(g) Cost or other basis plus expense of sale	(h) Gain or (loss) (e) plus (f) minus (g)
10,493		11,513	-1,020
19,705		27,061	-7,356
12,281		13,413	-1,132
4,217		3,316	901
2,753		2,204	549
31,673		34,593	-2,920
3,705		5,565	-1,860
31,006		27,090	3,916
9,677		10,388	-711
34,604		32,513	2,091

Form 990PF Part IV - Capital Gains and Losses for Tax on Investment Income - Columns i - l

Complete only for assets showing gain in column (h) and owned by the foundation on 12/31/69			(I) Gains (Col (h) gain minus col (k), but not less than -0-) or Losses (from col (h))
(i) F M V as of 12/31/69	(j) Adjusted basis as of 12/31/69	(k) Excess of col (i) over col (j), if any	
			-1,020
			-7,356
			-1,132
			901
			549
			-2,920
			-1,860
			3,916
			-711
			2,091

Form 990PF Part IV - Capital Gains and Losses for Tax on Investment Income - Columns a - d

List and describe the kind(s) of property sold (e g , real estate, (a) 2-story brick warehouse, or common stock, 200 shs MLC Co)	(b) How acquired P—Purchase D—Donation	(c) Date acquired (mo , day, yr)	(d) Date sold (mo , day, yr)
1223 MICROSOFT CORP		2016-05-02	2016-07-13
57 MICROSOFT CORP		2016-10-03	2016-12-08
58 MONSANTO CO NEW		2016-05-02	2016-07-13
305 MONSANTO CO NEW		2015-07-07	2016-07-13
294 MONSANTO CO NEW		2016-05-02	2016-12-08
129 MONSANTO CO NEW		2015-10-23	2016-12-08
25000 MONSANTO CO 5 125% 4/15/18		2016-05-12	2016-12-06
320 NESTLE S A REGISTERED SHARES - ADR		2014-05-14	2016-04-22
142 NESTLE S A REGISTERED SHARES - ADR		2016-01-19	2016-04-22
21455 939 NEUBERGER BERMAN LONG SH-INS #1830		2014-11-06	2016-04-28

Form 990PF Part IV - Capital Gains and Losses for Tax on Investment Income - Columns e - h

(e) Gross sales price	(f) Depreciation allowed (or allowable)	(g) Cost or other basis plus expense of sale	(h) Gain or (loss) (e) plus (f) minus (g)
65,651		62,284	3,367
3,472		3,279	193
5,887		5,749	138
30,959		34,522	-3,563
30,817		27,781	3,036
13,522		11,793	1,729
26,044		26,747	-703
23,661		22,437	1,224
10,499		10,342	157
272,705		280,000	-7,295

Form 990PF Part IV - Capital Gains and Losses for Tax on Investment Income - Columns i - l

Complete only for assets showing gain in column (h) and owned by the foundation on 12/31/69			(l) Gains (Col (h) gain minus col (k), but not less than -0-) or Losses (from col (h))
(i) F M V as of 12/31/69	(j) Adjusted basis as of 12/31/69	(k) Excess of col (i) over col (j), if any	
			3,367
			193
			138
			-3,563
			3,036
			1,729
			-703
			1,224
			157
			-7,295

Form 990PF Part IV - Capital Gains and Losses for Tax on Investment Income - Columns a - d

List and describe the kind(s) of property sold (e g , real estate, (a) 2-story brick warehouse, or common stock, 200 shs MLC Co)	(b) How acquired P—Purchase D—Donation	(c) Date acquired (mo , day, yr)	(d) Date sold (mo , day, yr)
272 ORACLE CORPORATION		2016-01-19	2016-03-16
622 ORACLE CORPORATION		2014-05-14	2016-03-16
31957 327 OPPENHEIMER DEVELOPING MKT-I #799		2014-05-07	2016-07-11
100 PNC FINANCIAL SERVICES GROUP		2016-05-02	2016-07-13
329 PNC FINANCIAL SERVICES GROUP		2015-05-27	2016-07-13
257 PEBBLEBROOK HOTEL TRUST		2014-04-14	2016-07-06
105 PEBBLEBROOK HOTEL TRUST		2013-12-30	2016-08-03
157 PEBBLEBROOK HOTEL TRUST		2013-12-30	2016-10-25
178 PEBBLEBROOK HOTEL TRUST		2013-10-04	2016-11-25
95 PEBBLEBROOK HOTEL TRUST		2013-10-04	2016-12-21

Form 990PF Part IV - Capital Gains and Losses for Tax on Investment Income - Columns e - h

(e) Gross sales price	(f) Depreciation allowed (or allowable)	(g) Cost or other basis plus expense of sale	(h) Gain or (loss) (e) plus (f) minus (g)
10,977		10,206	771
25,102		21,405	3,697
1,010,171		1,187,012	-176,841
8,197		8,812	-615
26,969		31,574	-4,605
6,672		8,095	-1,423
3,167		3,247	-80
4,111		4,579	-468
4,985		4,975	10
2,886		2,655	231

Form 990PF Part IV - Capital Gains and Losses for Tax on Investment Income - Columns i - l

Complete only for assets showing gain in column (h) and owned by the foundation on 12/31/69			(I) Gains (Col (h) gain minus col (k), but not less than -0-) or Losses (from col (h))
(i) F M V as of 12/31/69	(j) Adjusted basis as of 12/31/69	(k) Excess of col (i) over col (j), if any	
			771
			3,697
			-176,841
			-615
			-4,605
			-1,423
			-80
			-468
			10
			231

Form 990PF Part IV - Capital Gains and Losses for Tax on Investment Income - Columns a - d

List and describe the kind(s) of property sold (e g , real estate, (a) 2-story brick warehouse, or common stock, 200 shs MLC Co)	(b) How acquired P—Purchase D—Donation	(c) Date acquired (mo , day, yr)	(d) Date sold (mo , day, yr)
230 PROLOGIS INC		2014-04-14	2016-11-28
77 PUBLIC STORAGE INC COM		2015-07-21	2016-02-08
2 PUBLIC STORAGE INC COM		2014-04-14	2016-02-17
62 PUBLIC STORAGE INC COM		2015-06-25	2016-02-17
21 PUBLIC STORAGE INC COM		2014-04-14	2016-03-22
28 PUBLIC STORAGE INC COM		2013-10-04	2016-05-11
15 PUBLIC STORAGE INC COM		2013-07-15	2016-12-21
724 ROCHE HOLDINGS LTD - ADR		2015-05-26	2016-07-13
591 ROCHE HOLDINGS LTD - ADR		2016-04-22	2016-07-13
14673 514 T ROWE PRICE BLUE CHIP GRWTH #93		2016-04-28	2016-07-11

Form 990PF Part IV - Capital Gains and Losses for Tax on Investment Income - Columns e - h

(e) Gross sales price	(f) Depreciation allowed (or allowable)	(g) Cost or other basis plus expense of sale	(h) Gain or (loss) (e) plus (f) minus (g)
11,616		9,368	2,248
17,628		15,270	2,358
493		338	155
15,297		11,647	3,650
5,509		3,491	2,018
7,273		4,499	2,774
3,258		2,395	863
23,360		24,857	-1,497
19,069		19,736	-667
1,030,814		1,000,000	30,814

Form 990PF Part IV - Capital Gains and Losses for Tax on Investment Income - Columns i - l

Complete only for assets showing gain in column (h) and owned by the foundation on 12/31/69			(l) Gains (Col (h) gain minus col (k), but not less than -0-) or Losses (from col (h))
(i) F M V as of 12/31/69	(j) Adjusted basis as of 12/31/69	(k) Excess of col (i) over col (j), if any	
			2,248
			2,358
			155
			3,650
			2,018
			2,774
			863
			-1,497
			-667
			30,814

Form 990PF Part IV - Capital Gains and Losses for Tax on Investment Income - Columns a - d

List and describe the kind(s) of property sold (e g , real estate, (a) 2-story brick warehouse, or common stock, 200 shs MLC Co)	(b) How acquired P—Purchase D—Donation	(c) Date acquired (mo , day, yr)	(d) Date sold (mo , day, yr)
9525 774 T ROWE PRICE BLUE CHIP GRWTH #93		2015-06-23	2016-07-11
1479 29 T ROWE PRICE INST FLOAT RATE #170		2015-07-23	2016-01-14
6220 915 T ROWE PRICE INST FLOAT RATE #170		2015-01-05	2016-01-14
48669 305 T ROWE PRICE INST FLOAT RATE #170		2015-01-05	2016-07-11
25000 ROYAL BANK OF CANADA 2 875% 4/19/16		2011-09-12	2016-04-19
29 SL GREEN REALTY CORP COM		2016-04-14	2016-08-03
55 SL GREEN REALTY CORP COM		2016-11-25	2016-12-21
19 SCHLUMBERGER LTD		2015-07-27	2016-07-13
441 SCHLUMBERGER LTD		2015-05-26	2016-07-13
25000 SEMPRA ENERGY 6 500% 6/01/16		2015-06-30	2016-06-01

Form 990PF Part IV - Capital Gains and Losses for Tax on Investment Income - Columns e - h

(e) Gross sales price	(f) Depreciation allowed (or allowable)	(g) Cost or other basis plus expense of sale	(h) Gain or (loss) (e) plus (f) minus (g)
669,186		638,572	30,614
14,408		15,000	-592
60,592		62,334	-1,742
483,773		487,666	-3,893
25,000		26,062	-1,062
3,370		2,875	495
6,002		5,678	324
1,497		1,556	-59
34,735		40,795	-6,060
25,000		26,244	-1,244

Form 990PF Part IV - Capital Gains and Losses for Tax on Investment Income - Columns i - l

Complete only for assets showing gain in column (h) and owned by the foundation on 12/31/69			(l) Gains (Col (h) gain minus col (k), but not less than -0-) or Losses (from col (h))
(i) F M V as of 12/31/69	(j) Adjusted basis as of 12/31/69	(k) Excess of col (i) over col (j), if any	
			30,614
			-592
			-1,742
			-3,893
			-1,062
			495
			324
			-59
			-6,060
			-1,244

Form 990PF Part IV - Capital Gains and Losses for Tax on Investment Income - Columns a - d

List and describe the kind(s) of property sold (e g , real estate, (a) 2-story brick warehouse, or common stock, 200 shs MLC Co)	(b) How acquired P—Purchase D—Donation	(c) Date acquired (mo , day, yr)	(d) Date sold (mo , day, yr)
6 SENIOR HOUSING PROP TRUST		2016-10-05	2016-11-25
99 SENIOR HOUSING PROP TRUST		2016-10-05	2016-11-28
34 SIMON PROPERTY GROUP INC		2016-01-29	2016-03-29
5 SIMON PROPERTY GROUP INC		2015-02-18	2016-03-29
5 SIMON PROPERTY GROUP INC		2014-04-14	2016-07-06
18 SIMON PROPERTY GROUP INC		2016-01-29	2016-07-06
12 SIMON PROPERTY GROUP INC		2014-04-14	2016-08-03
16 SIMON PROPERTY GROUP INC		2014-04-14	2016-09-13
19 SIMON PROPERTY GROUP INC		2014-04-14	2016-11-25
158 SUNCOR ENERGY INC NEW F		2015-07-07	2016-02-05

Form 990PF Part IV - Capital Gains and Losses for Tax on Investment Income - Columns e - h

(e) Gross sales price	(f) Depreciation allowed (or allowable)	(g) Cost or other basis plus expense of sale	(h) Gain or (loss) (e) plus (f) minus (g)
109		129	-20
1,783		2,131	-348
6,941		6,572	369
1,021		962	59
1,085		788	297
3,905		3,342	563
2,659		1,890	769
3,318		2,520	798
3,463		2,991	472
3,625		4,342	-717

Form 990PF Part IV - Capital Gains and Losses for Tax on Investment Income - Columns i - l

Complete only for assets showing gain in column (h) and owned by the foundation on 12/31/69			(l) Gains (Col (h) gain minus col (k), but not less than -0-) or Losses (from col (h))
(i) F M V as of 12/31/69	(j) Adjusted basis as of 12/31/69	(k) Excess of col (i) over col (j), if any	
			-20
			-348
			369
			59
			297
			563
			769
			798
			472
			-717

Form 990PF Part IV - Capital Gains and Losses for Tax on Investment Income - Columns a - d

List and describe the kind(s) of property sold (e g , real estate, (a) 2-story brick warehouse, or common stock, 200 shs MLC Co)	(b) How acquired P—Purchase D—Donation	(c) Date acquired (mo , day, yr)	(d) Date sold (mo , day, yr)
403 SUNCOR ENERGY INC NEW F		2015-07-07	2016-07-13
967 SUNCOR ENERGY INC NEW F		2016-05-02	2016-07-13
1462 SUNSTONE HOTEL INVS INC NEW		2016-02-01	2016-02-01
4294 SUNSTONE HOTEL INVS INC NEW		2016-02-01	2016-02-04
58 TJX COMPANIES INC		2015-08-25	2016-01-22
57 TJX COMPANIES INC		2015-07-27	2016-01-22
124 TJX COMPANIES INC		2014-05-14	2016-01-22
261 TJX COMPANIES INC		2016-05-02	2016-07-13
13 TJX COMPANIES INC		2013-10-04	2016-07-13
430 TARGET CORP		2016-05-02	2016-07-13

Form 990PF Part IV - Capital Gains and Losses for Tax on Investment Income - Columns e - h

(e) Gross sales price	(f) Depreciation allowed (or allowable)	(g) Cost or other basis plus expense of sale	(h) Gain or (loss) (e) plus (f) minus (g)
11,362		11,074	288
27,262		27,529	-267
264		1	263
5		5	
3,996		4,069	-73
3,927		3,843	84
8,544		7,201	1,343
20,375		19,789	586
1,015		734	281
31,432		34,211	-2,779

Form 990PF Part IV - Capital Gains and Losses for Tax on Investment Income - Columns i - l

Complete only for assets showing gain in column (h) and owned by the foundation on 12/31/69			(l) Gains (Col (h) gain minus col (k), but not less than -0-) or Losses (from col (h))
(i) F M V as of 12/31/69	(j) Adjusted basis as of 12/31/69	(k) Excess of col (i) over col (j), if any	
			288
			-267
			263
			-73
			84
			1,343
			586
			281
			-2,779

Form 990PF Part IV - Capital Gains and Losses for Tax on Investment Income - Columns a - d

List and describe the kind(s) of property sold (e g , real estate, (a) 2-story brick warehouse, or common stock, 200 shs MLC Co)	(b) How acquired P—Purchase D—Donation	(c) Date acquired (mo , day, yr)	(d) Date sold (mo , day, yr)
41 TARGET CORP		2015-05-26	2016-07-13
116 TARGET CORP		2013-07-08	2016-11-15
20000 TARGET CORP 5 875% 7/15/16		2014-05-29	2016-02-25
187 THERMO FISHER SCIENTIFIC INC		2016-05-02	2016-07-13
28 THERMO FISHER SCIENTIFIC INC		2014-05-14	2016-07-13
194 TOTAL S A - ADR		2016-05-02	2016-07-13
437 TOTAL S A - ADR		2014-05-14	2016-07-13
6628 E-TRACS ALERIAN MLP INFRASTRUCTURE		2013-12-30	2016-07-11
437 UNION PACIFIC CORP		2016-05-02	2016-07-13
86 UNION PACIFIC CORP		2015-05-26	2016-07-13

Form 990PF Part IV - Capital Gains and Losses for Tax on Investment Income - Columns e - h

(e) Gross sales price	(f) Depreciation allowed (or allowable)	(g) Cost or other basis plus expense of sale	(h) Gain or (loss) (e) plus (f) minus (g)
2,997		3,239	-242
8,282		8,235	47
20,393		22,230	-1,837
28,932		27,067	1,865
4,332		3,289	1,043
9,409		9,861	-452
21,193		26,191	-4,998
184,851		261,340	-76,489
41,296		39,407	1,889
8,127		8,458	-331

Form 990PF Part IV - Capital Gains and Losses for Tax on Investment Income - Columns i - l

Complete only for assets showing gain in column (h) and owned by the foundation on 12/31/69			(l) Gains (Col (h) gain minus col (k), but not less than -0-) or Losses (from col (h))
(i) F M V as of 12/31/69	(j) Adjusted basis as of 12/31/69	(k) Excess of col (i) over col (j), if any	
			-242
			47
			-1,837
			1,865
			1,043
			-452
			-4,998
			-76,489
			1,889
			-331

Form 990PF Part IV - Capital Gains and Losses for Tax on Investment Income - Columns a - d

List and describe the kind(s) of property sold (e g , real estate, (a) 2-story brick warehouse, or common stock, 200 shs MLC Co)	(b) How acquired P—Purchase D—Donation	(c) Date acquired (mo , day, yr)	(d) Date sold (mo , day, yr)
195 UNITED PARCEL SERVICE-CL B		2016-05-02	2016-07-13
35 UNITED PARCEL SERVICE-CL B		2014-05-14	2016-07-13
90000 US TREASURY NOTE 2 750% 11/30/16		2015-06-30	2016-05-12
40000 US TREASURY NOTE 2 625% 8/15/20		2015-03-03	2016-06-09
30000 US TREASURY NOTE 2 625% 8/15/20		2016-05-09	2016-06-09
20000 US TREASURY NOTE 2 250% 11/30/17		2015-06-30	2016-06-08
15000 US TREASURY NOTE 2 250% 11/30/17		2015-02-20	2016-07-22
25000 US TREASURY NOTE 2 250% 11/30/17		2015-03-03	2016-09-22
25000 US TREASURY NOTE 2 125% 8/15/21		2011-08-22	2016-06-09
348 UNITEDHEALTH GROUP INC		2016-05-02	2016-07-13

Form 990PF Part IV - Capital Gains and Losses for Tax on Investment Income - Columns e - h

(e) Gross sales price	(f) Depreciation allowed (or allowable)	(g) Cost or other basis plus expense of sale	(h) Gain or (loss) (e) plus (f) minus (g)
21,591		20,465	1,126
3,875		3,512	363
91,136		92,925	-1,789
42,434		41,951	483
31,826		31,867	-41
20,444		20,704	-260
15,318		15,526	-208
25,451		25,862	-411
26,069		25,012	1,057
49,210		44,825	4,385

Form 990PF Part IV - Capital Gains and Losses for Tax on Investment Income - Columns i - l

Complete only for assets showing gain in column (h) and owned by the foundation on 12/31/69			(l) Gains (Col (h) gain minus col (k), but not less than -0-) or Losses (from col (h))
(i) F M V as of 12/31/69	(j) Adjusted basis as of 12/31/69	(k) Excess of col (i) over col (j), if any	
			1,126
			363
			-1,789
			483
			-41
			-260
			-208
			-411
			1,057
			4,385

Form 990PF Part IV - Capital Gains and Losses for Tax on Investment Income - Columns a - d

List and describe the kind(s) of property sold (e g , real estate, (a) 2-story brick warehouse, or common stock, 200 shs MLC Co)	(b) How acquired P—Purchase D—Donation	(c) Date acquired (mo , day, yr)	(d) Date sold (mo , day, yr)
26 UNITEDHEALTH GROUP INC		2015-05-26	2016-07-13
12 UNITEDHEALTH GROUP INC		2015-08-25	2016-09-30
230 VENTAS INC COM		2014-10-01	2016-01-13
133 VENTAS INC COM		2014-09-24	2016-01-27
26 VENTAS INC COM		2015-09-11	2016-01-27
50 VENTAS INC COM		2015-09-11	2016-02-08
62 VENTAS INC COM		2013-12-30	2016-02-08
100 VENTAS INC COM		2014-01-03	2016-03-22
64 VENTAS INC COM		2014-01-03	2016-09-13
896 VEREIT, INC		2014-12-03	2016-02-08

Form 990PF Part IV - Capital Gains and Losses for Tax on Investment Income - Columns e - h

(e) Gross sales price	(f) Depreciation allowed (or allowable)	(g) Cost or other basis plus expense of sale	(h) Gain or (loss) (e) plus (f) minus (g)
3,677		3,066	611
1,684		1,360	324
12,906		13,273	-367
7,162		7,124	38
1,400		1,357	43
2,685		2,609	76
3,329		3,110	219
6,112		5,007	1,105
4,276		3,172	1,104
6,600		8,286	-1,686

Form 990PF Part IV - Capital Gains and Losses for Tax on Investment Income - Columns i - l

Complete only for assets showing gain in column (h) and owned by the foundation on 12/31/69			(I) Gains (Col (h) gain minus col (k), but not less than -0-) or Losses (from col (h))
(i) F M V as of 12/31/69	Adjusted basis (j) as of 12/31/69	Excess of col (i) (k) over col (j), if any	
			611
			324
			-367
			38
			43
			76
			219
			1,105
			1,104
			-1,686

Form 990PF Part IV - Capital Gains and Losses for Tax on Investment Income - Columns a - d

List and describe the kind(s) of property sold (e g , real estate, (a) 2-story brick warehouse, or common stock, 200 shs MLC Co)	(b) How acquired P—Purchase D—Donation	(c) Date acquired (mo , day, yr)	(d) Date sold (mo , day, yr)
179861 876 WASATCH EMERGING MKT S/C FD #34		2013-10-01	2016-07-11
2116 402 WF SMALL COMPANY GROWTH -I#3162		2015-07-23	2016-04-28
13819 095 WF SMALL COMPANY GROWTH -I#3162		2014-05-14	2016-04-28
67 WELLTOWER INC		2016-04-14	2016-08-03
65 WELLTOWER INC		2015-12-29	2016-12-21
8 EATON CORP PLC		2016-05-02	2016-07-13
341 EATON CORP PLC		2014-05-14	2016-07-13
CAPITAL GAIN DIVIDENDS	P		

Form 990PF Part IV - Capital Gains and Losses for Tax on Investment Income - Columns e - h

(e) Gross sales price	(f) Depreciation allowed (or allowable)	(g) Cost or other basis plus expense of sale	(h) Gain or (loss) (e) plus (f) minus (g)
447,856		482,425	-34,569
83,386		100,000	-16,614
544,472		550,000	-5,528
5,100		4,610	490
4,296		4,444	-148
510		506	4
21,750		22,499	-749
			52,150

Form 990PF Part IV - Capital Gains and Losses for Tax on Investment Income - Columns i - l

Complete only for assets showing gain in column (h) and owned by the foundation on 12/31/69			(I) Gains (Col (h) gain minus col (k), but not less than -0-) or Losses (from col (h))
(i) F M V as of 12/31/69	(j) Adjusted basis as of 12/31/69	(k) Excess of col (i) over col (j), if any	
			-34,569
			-16,614
			-5,528
			490
			-148
			4
			-749

Form 990PF Part XV Line 3 - Grants and Contributions Paid During the Year or Approved for Future Payment				
Recipient	If recipient is an individual, show any relationship to any foundation manager or substantial contributor	Foundation status of recipient	Purpose of grant or contribution	Amount
Name and address (home or business)				
a <i>Paid during the year</i>				
TIFT REGIONAL HEALTH SYSTEM 1493 KENNEDY ROAD TIFTON, GA 31794	NONE	PC	GENERAL SUPPORT	25,000
YEAR UP INC 730 PEACHTREE ST NE SUITE 900 ATLANTA, GA 30308	NONE	PC	GENERAL SUPPORT	10,000
AMERICAN CANCER SOCIETY INC 250 WILLIAMS STREET FOURTH FLOOR ATLANTA, GA 30303	NONE	PC	GENERAL SUPPORT	5,000
COVENANT HOUSE GEORGIA INC 1559 JOHNSON ROAD NW ATLANTA, GA 30318	NONE	PC	GENERAL SUPPORT	10,000
THE POSSE FOUNDATION INC 101 MARIETTA STREET NW ATLANTA, GA 30303	NONE	PC	GENERAL SUPPORT	7,500
Total ▶ 3a				1,174,198

Form 990PF Part XV Line 3 - Grants and Contributions Paid During the Year or Approved for Future Payment				
Recipient	If recipient is an individual, show any relationship to any foundation manager or substantial contributor	Foundation status of recipient	Purpose of grant or contribution	Amount
Name and address (home or business)				
a <i>Paid during the year</i>				
AMERICAN JEWISH COMMITTEE 6 PIEDMONT CENTER SUITE 150 ATLANTA, GA 30305	NONE	PC	GENERAL SUPPORT	10,000
SHEPHERD CENTER FOUNDATION INC 2020 PEACHTREE ROAD ATLANTA, GA 30309	NONE	PC	GENERAL SUPPORT	7,500
CELL PHONES FOR SOLDIERS INC 5665 NORTH COMMERCE COURT ALPHARETTA, GA 30004	NONE	PC	GENERAL SUPPORT	10,000
OPERATION ONE VOICE INC PO BOX 704 HOSCHTON, GA 30548	NONE	PC	GENERAL SUPPORT	5,000
FOUNDATION FOR MITOCHONDRIAL MEDICINE INC 1266 W PACES FERRY RD SUITE 301 ATLANTA, GA 30327	NONE	PC	GENERAL SUPPORT	2,500
Total ► 3a				1,174,198

Form 990PF Part XV Line 3 - Grants and Contributions Paid During the Year or Approved for Future Payment				
Recipient	If recipient is an individual, show any relationship to any foundation manager or substantial contributor	Foundation status of recipient	Purpose of grant or contribution	Amount
Name and address (home or business)				
a <i>Paid during the year</i>				
FIRST STEP STAFFING INC 302 DECATUR ST SE ATLANTA, GA 30312	NONE	PC	GENERAL SUPPORT	10,000
EMPTY STOCKING FUND INC 1975 CENTURY BLVD SUITE 16 ATLANTA, GA 30345	NONE	PC	HOLIDAY GIFT DISTRIBUTION	20,000
MEALS ON WHEELS OF MIDDLE GA INC PO BOX 6333 MACON, GA 31208	NONE	PC	GENERAL SUPPORT	4,500
FOSTER SIBLINGS REUNITED INC 6101 GOLDEN LANDING CANTON, GA 30114	NONE	PC	GENERAL SUPPORT	10,000
THE GLOBAL VILLAGE PROJECT PO BOX 2200 DECATUR, GA 30031	NONE	PC	GENERAL SUPPORT	7,500
Total ► 3a				1,174,198


Form 990PF Part XV Line 3 - Grants and Contributions Paid During the Year or Approved for Future Payment

Recipient	If recipient is an individual, show any relationship to any foundation manager or substantial contributor	Foundation status of recipient	Purpose of grant or contribution	Amount
Name and address (home or business)				
a <i>Paid during the year</i>				
ZABAN COUPLES CENTER INC 1605 PEACHTREE ST 2ND FLOOR ATLANTA, GA 30309	NONE	PC	GENERAL SUPPORT	5,000
REHOBOTH LIFE CARE MINISTRIES INC 3208 US HIGHWAY 41 N BYRON, GA 31008	NONE	PC	GENERAL SUPPORT	12,500
NEW AMERICAN PATHWAYS INC 2300 HENDERSON MILL RD NE STE 100 ATLANTA, GA 30345	NONE	PC	GENERAL SUPPORT	10,000
DRUG ENFORCEMENT ADMINISTRATON SURVIVORS BENEFIT FUND INC 4651 WOODSTOCK RD 208-324 ROSWELL, GA 30075	NONE	PC	GENERAL SUPPORT	20,000
GLOBAL YOUTH AMBASSADORS PROGRAM INC 6420 ABERCORN AVENUE ATLANTA, GA 30346	NONE	PC	GENERAL SUPPORT	10,000
Total ► 3a				1,174,198

Form 990PF Part XV Line 3 - Grants and Contributions Paid During the Year or Approved for Future Payment				
Recipient	If recipient is an individual, show any relationship to any foundation manager or substantial contributor	Foundation status of recipient	Purpose of grant or contribution	Amount
Name and address (home or business)				
a <i>Paid during the year</i>				
STAR C CORPORATION 1175 PEACHTREE ST SUITE 760 ATLANTA, GA 30361	NONE	PC	GENERAL SUPPORT	10,000
FREE & ACCEPTED MASONS OF GA 1417 NOTTINGHAM DRIVE MACON, GA 31211	NONE	PC	GENERAL SUPPORT	500
BOYS & GIRLS CLUBS OF METRO ATL INC 1275 PEACHTREE ST SUITE 500 ATLANTA, GA 30309	NONE	PC	GENERAL SUPPORT	10,000
GIRL SCOUTS OF GREATER ATL INC 5601 NORTH ALLEN ROAD MABLETON, GA 30126	NONE	PC	GENERAL SUPPORT	10,000
GIRL SCOUTS OF HISTORIC GA INC 6869 COLUMBUS ROAD LIZELLA, GA 31052	NONE	PC	GENERAL SUPPORT	10,000
Total ▶ 3a				1,174,198

Form 990PF Part XV Line 3 - Grants and Contributions Paid During the Year or Approved for Future Payment				
Recipient	If recipient is an individual, show any relationship to any foundation manager or substantial contributor	Foundation status of recipient	Purpose of grant or contribution	Amount
Name and address (home or business)				
a <i>Paid during the year</i>				
PIEDMONT HOSPITAL INC 1968 PEACHTREE RD NW ATLANTA, GA 30309	NONE	PC	GENERAL SUPPORT	10,000
THE SHELTERING ARMS 385 CENTENNIAL OLYMPIC PARK DR ATLANTA, GA 30313	NONE	PC	GENERAL SUPPORT	10,000
NORTH CENTRAL AREA MISSIONS 4206 NORTH ARNOLD MILL ROAD WOODSTOCK, GA 30188	NONE	PC	GENERAL SUPPORT	5,000
VISITING NURSE HEALTH SYS INC 5775 GLENRIDGE DR NE SUITE E200 ATLANTA, GA 30328	NONE	PC	GENERAL SUPPORT	15,000
YMCA OF METRO ATLANTA INC 100 EDGEWOOD AVE NE ATLANTA, GA 30303	NONE	PC	GENERAL SUPPORT	15,000
Total ▶ 3a				1,174,198

Form 990PF Part XV Line 3 - Grants and Contributions Paid During the Year or Approved for Future Payment				
Recipient	If recipient is an individual, show any relationship to any foundation manager or substantial contributor	Foundation status of recipient	Purpose of grant or contribution	Amount
Name and address (home or business)				
a <i>Paid during the year</i>				
FAMILY YMCA 945 BROAD ST SUITE 310 AUGUSTA, GA 30901	NONE	PC	FAMILY Y CHILDCARE	10,000
ATLANTA UNION MISSION CORP PO BOX 1807 ATLANTA, GA 30301	NONE	PC	GENERAL SUPPORT	20,000
AG RHODES HOME 350 BOULEVARD SE ATLANTA, GA 30312	NONE	PC	GENERAL SUPPORT	500
YMCA OF ATHENS GEORGIA 915 HAWTHORNE AVENUE ATHENS, GA 30606	NONE	PC	GENERAL SUPPORT	5,000
BOYS & GIRLS CLUB OF CENTRAL GEORGIA INC PO BOX 4431 MACON, GA 31208	NONE	PC	PROJECT LEARN	12,500
Total ▶ 3a				1,174,198

Form 990PF Part XV Line 3 - Grants and Contributions Paid During the Year or Approved for Future Payment				
Recipient	If recipient is an individual, show any relationship to any foundation manager or substantial contributor	Foundation status of recipient	Purpose of grant or contribution	Amount
Name and address (home or business)				
a <i>Paid during the year</i>				
FRANK CALLEN BOYS & GIRLS CLUB PO BOX 8727 SAVANNAH, GA 31412	NONE	PC	GENERAL SUPPORT	5,000
UNITED METHODIST CHILDRENS HOME OF THE N GA CONFERENCE INC 500 S COLUMBIA DRIVE DECATUR, GA 30030	NONE	PC	GENERAL SUPPORT	18,500
THE SALVATION ARMY METRO ATL AREA COMMAND 1000 CENTER PLACE NORCROSS, GA 30093	NONE	PC	GENERAL SUPPORT	20,000
UNION MISSION INC 120 FAHM STREET SAVANNAH, GA 31401	NONE	PC	GENERAL SUPPORT	15,000
CARE & COUNSELING CTR OF GA INC 1814 CLAIRMONT DECATUR, GA 30033	NONE	PC	GENERAL SUPPORT	15,000
Total 				1,174,198
3a				


Form 990PF Part XV Line 3 - Grants and Contributions Paid During the Year or Approved for Future Payment				
Recipient	If recipient is an individual, show any relationship to any foundation manager or substantial contributor	Foundation status of recipient	Purpose of grant or contribution	Amount
Name and address (home or business)				
a <i>Paid during the year</i>				
SENIOR CITIZENS SERVICES OF METRO ATLANTA INC 1705 COMMERCE DR NW ATLANTA, GA 30318	NONE	PC	GENERAL SUPPORT	15,000
SOCIETY OF ST VINCENT DE PAUL GA 2050 C CHAMBLEE TUCKET ROAD ATLANTA, GA 30341	NONE	PC	GENERAL SUPPORT	5,000
LITERACY ACTION INC 100 EDGEWOOD AVE NE SUITE 650 ATLANTA, GA 30303	NONE	PC	GENERAL SUPPORT	5,000
GEORGIA AGAPE 3094 MERCER UNIVERSITY DR SUITE 200 ATLANTA, GA 30341	NONE	PC	GENERAL SUPPORT	5,000
COMMUNITIES IN SCHOOLS OF ATL 260 PEACHTREE ST SUITE 750 ATLANTA, GA 30303	NONE	PC	WEST END ACADEMY	15,000
Total ▶ 3a				1,174,198

Form 990PF Part XV Line 3 - Grants and Contributions Paid During the Year or Approved for Future Payment				
Recipient	If recipient is an individual, show any relationship to any foundation manager or substantial contributor	Foundation status of recipient	Purpose of grant or contribution	Amount
Name and address (home or business)				
a <i>Paid during the year</i>				
CENTER FOR THE VISUALLY IMPAIRED INC 739 W PEACHTREE ST NW ATLANTA, GA 30308	NONE	PC	GENERAL SUPPORT	5,000
SENIOR CONNECTIONS INC 5238 PEACHTREE ROAD ATLANTA, GA 30341	NONE	PC	GENERAL SUPPORT	10,000
LATIN AMERICAN ASSN INC 2750 BUFORD HIGHWAY NE ATLANTA, GA 30324	NONE	PC	GENERAL SUPPORT	30,000
HISTORIC OAKLAND FOUNDATION INC 248 OAKLAND AVENUE SE ATLANTA, GA 30312	NONE	PC	GENERAL SUPPORT	5,000
GIRLS INC OF GREATER ATLANTA 1401 PEACHTREE ST SUITE 500 ATLANTA, GA 30309	NONE	PC	GENERAL SUPPORT	10,000
Total ▶ 3a				1,174,198

Form 990PF Part XV Line 3 - Grants and Contributions Paid During the Year or Approved for Future Payment

Recipient	If recipient is an individual, show any relationship to any foundation manager or substantial contributor	Foundation status of recipient	Purpose of grant or contribution	Amount
Name and address (home or business)				
a <i>Paid during the year</i>				
SCOTTTDALE CHILD DEVELOPMENT & FAMILY RESOURCE CENTER INC PO BOX 904 SCOTTTDALE, GA 30079	NONE	PC	GENERAL SUPPORT	7,500
ODYSSEY FAMILY COUNSELING CTR CORP 1919 JOHN WESLEY AVENUE COLLEGE PARK, GA 30337	NONE	PC	GENERAL SUPPORT	5,000
ATLANTA RONALD MCDONALD HOUSE CHARITIES INC 795 GATEWOOD RD NE ATLANTA, GA 30329	NONE	PC	ADPOT A FAMILY PROGRAM	15,000
PARTNERSHIP AGAINST DOMESTIC VIOLENCE PO BOX 170225 ATLANTA, GA 30317	NONE	PC	GENERAL SUPPORT	10,000
ARTHRITIS FOUNDATION INC PO BOX 78423 ATLANTA, GA 30357	NONE	PC	GENERAL SUPPORT	10,000
Total ► 3a				1,174,198

Form 990PF Part XV Line 3 - Grants and Contributions Paid During the Year or Approved for Future Payment				
Recipient	If recipient is an individual, show any relationship to any foundation manager or substantial contributor	Foundation status of recipient	Purpose of grant or contribution	Amount
Name and address (home or business)				
a <i>Paid during the year</i>				
ATLANTA VOLUNTEER LAWYERS FDN 235 PEACHTREE ST SUITE 1750 ATLANTA, GA 30303	NONE	PC	GENERAL SUPPORT	25,000
ATLANTA COMMUNITY FOOD BANK INC 732 JOSEPH E LOWERY BLVD NW ATLANTA, GA 30318	NONE	PC	GENERAL SUPPORT	15,000
SAVANNAH AREA FAMILY EMERGENCY SHELTER PO BOX 61119 SAVANNAH, GA 31420	NONE	PC	GENERAL SUPPORT	10,000
HOSPICE SAVANNAH INC PO BOX 13190 SAVANNAH, GA 31416	NONE	PC	GENERAL SUPPORT	7,500
COASTAL CENTER FOR DEVELOPMENTAL SERVICES INC PO BOX 13607 SAVANNAH, GA 31416	NONE	PC	GENERAL SUPPORT	3,000
Total ▶ 3a				1,174,198

Form 990PF Part XV Line 3 - Grants and Contributions Paid During the Year or Approved for Future Payment				
Recipient	If recipient is an individual, show any relationship to any foundation manager or substantial contributor	Foundation status of recipient	Purpose of grant or contribution	Amount
Name and address (home or business)				
a <i>Paid during the year</i>				
CHRIS KIDS INC 1017 FAYETTEVILLE RD SE STE B ATLANTA, GA 30316	NONE	PC	GENERAL SUPPORT	25,000
CENTER FOR CHILDREN & YOUNG ADULTS 221 AUSTELL RD BLDG 1 STE 100 MARIETTA, GA 30008	NONE	PC	GENERAL SUPPORT	10,000
GOLDEN HARVEST FOOD BANK INC 3310 COMMERCE DRIVE AUGUSTA, GA 30909	NONE	PC	GENERAL SUPPORT	25,000
HABITAT FOR HUMANITY IN ATL INC 824 MEMORIAL DRIVE SE ATLANTA, GA 30316	NONE	PC	GENERAL SUPPORT	5,000
LUTHERAN SERVICES OF GA INC 100 EDGEWOOD AVE SUITE 1800 ATLANTA, GA 30303	NONE	PC	GENERAL SUPPORT	5,000
Total 				1,174,198
3a				

Form 990PF Part XV Line 3 - Grants and Contributions Paid During the Year or Approved for Future Payment				
Recipient	If recipient is an individual, show any relationship to any foundation manager or substantial contributor	Foundation status of recipient	Purpose of grant or contribution	Amount
Name and address (home or business)				
a <i>Paid during the year</i>				
CANDLER FOUNDATION INC 5353 REYNOLDS STREET SAVANNAH, GA 31405	NONE	PC	GENERAL SUPPORT	10,000
MEMORIAL HEALTH UNIVERSITY MEDICAL FDN INC PO BOX 23089 SAVANNAH, GA 31403	NONE	PC	GENERAL SUPPORT	10,000
ATLANTA CHILDREN'S SHELTER INC 607 PEACHTREE STREET ATLANTA, GA 30308	NONE	PC	GENERAL SUPPORT	10,000
WOMEN MOVING ON INC PO BOX 171 DECATUR, GA 30031	NONE	PC	GENERAL SUPPORT	10,000
ANGEL FLIGHT SOARS INC 2000 AIRPORT ROAD ATLANTA, GA 30341	NONE	PC	FLY A GEORGIA CHILD PATIENT	10,000
Total ▶ 3a				1,174,198

Form 990PF Part XV Line 3 - Grants and Contributions Paid During the Year or Approved for Future Payment

Recipient	If recipient is an individual, show any relationship to any foundation manager or substantial contributor	Foundation status of recipient	Purpose of grant or contribution	Amount
Name and address (home or business)				
a <i>Paid during the year</i>				
WALTON FDN FOR INDEPENDENCE INC 1355 INDEPENDENCE DRIVE AUGUSTA, GA 30901	NONE	PC	GENERAL SUPPORT	15,000
FRIENDS OF DISABLED ADULTS & CHILDREN TOO INC 4900 LEWIS ROAD STONE MOUNTAIN, GA 30083	NONE	PC	GENERAL SUPPORT	10,000
CHILDRENS HEALTHCARE OF ATL INC 1577 NORTHEAST EXPRESSWAY ATLANTA, GA 30329	NONE	PC	HOSPITAL CHAPLAINCY	13,000
YOUTH VILLAGES INC 225 PEACHTREE ST NE SUITE 900 ATLANTA, GA 30303	NONE	PC	GENERAL SUPPORT	5,198
OUR HOUSE INC 173 BOULEVARD NE ATLANTA, GA 30312	NONE	PC	GENERAL SUPPORT	10,000
Total ► 3a				1,174,198

Form 990PF Part XV Line 3 - Grants and Contributions Paid During the Year or Approved for Future Payment				
Recipient	If recipient is an individual, show any relationship to any foundation manager or substantial contributor	Foundation status of recipient	Purpose of grant or contribution	Amount
Name and address (home or business)				
a <i>Paid during the year</i>				
BUCKHEAD CHRISTIAN MINISTRY INC 2847 PIEDMONT ROAD NE ATLANTA, GA 30305	NONE	PC	THE 70/30 PROJECT	7,500
GEORGIA CENTER FOR CHILD ADVOCACY INC PO BOX 17770 ATLANTA, GA 30316	NONE	PC	GENERAL SUPPORT	10,000
NICHOLAS HOUSE INC PO BOX 15577 ATLANTA, GA 30333	NONE	PC	GENERAL SUPPORT	10,000
GEORGIA COURT APPOINTED SPECIAL ADVOCATES INC 100 EDGEWOOD AVE NW SUITE 1540 ATLANTA, GA 30303	NONE	PC	GENERAL SUPPORT	15,000
PROJECT OPEN HAND-ATLANTA INC 181 ARMOUR DRIVE NE ATLANTA, GA 30324	NONE	PC	GENERAL SUPPORT	10,000
Total ▶ 3a				1,174,198

Form 990PF Part XV Line 3 - Grants and Contributions Paid During the Year or Approved for Future Payment				
Recipient	If recipient is an individual, show any relationship to any foundation manager or substantial contributor	Foundation status of recipient	Purpose of grant or contribution	Amount
Name and address (home or business)				
a <i>Paid during the year</i>				
JERUSALEM HOUSE INC 17 EXECUTIVE PARK DR NE SUITE 290 ATLANTA, GA 30329	NONE	PC	GENERAL SUPPORT	7,500
THE STUDY HALL INC 1010 CREW STREET SW ATLANTA, GA 30315	NONE	PC	GENERAL SUPPORT	15,000
BOBBY DODD INSTITUTE INC 2120 MARIETTA BLVD NW ATLANTA, GA 30318	NONE	PC	GENERAL SUPPORT	10,000
HANDS ON ATLANTA INC 600 MEANS STREET SUITE 100 ATLANTA, GA 30318	NONE	PC	GENERAL SUPPORT	15,000
CAMP SUNSHINE INC 1850 CLAIRMONT ROAD DECATUR, GA 30033	NONE	PC	GENERAL SUPPORT	10,000
Total ▶ 3a				1,174,198

Form 990PF Part XV Line 3 - Grants and Contributions Paid During the Year or Approved for Future Payment

Recipient	If recipient is an individual, show any relationship to any foundation manager or substantial contributor	Foundation status of recipient	Purpose of grant or contribution	Amount
Name and address (home or business)				
a <i>Paid during the year</i>				
CHRISTIAN CITY HOME FOR CHILDREN INC 7501 RED OAK ROAD UNION CITY, GA 30291	NONE	PC	GENERAL SUPPORT	2,500
FEED MY LAMBS INC 560 NORTH FAIRGROUND STREET MARIETTA, GA 30060	NONE	PC	ATLANTA EXPANSION	20,000
COMMUNITIES IN SCHOOLS OF GEORGIA INC 260 PEACHTREE ST SUITE 700 ATLANTA, GA 30303	NONE	PC	GENERAL SUPPORT	10,000
GEORGIA JUSTICE PROJECT INC 438 EDGEWOOD AVENUE ATLANTA, GA 30312	NONE	PC	GENERAL SUPPORT	12,500
SENIOR SERVICES NORTH FULTON 3060 ROYAL BOULEVARD SOUTH ALPHARETTA, GA 30022	NONE	PC	GENERAL SUPPORT	7,500
Total ► 3a				1,174,198

Form 990PF Part XV Line 3 - Grants and Contributions Paid During the Year or Approved for Future Payment				
Recipient	If recipient is an individual, show any relationship to any foundation manager or substantial contributor	Foundation status of recipient	Purpose of grant or contribution	Amount
Name and address (home or business)				
a <i>Paid during the year</i>				
SUSAN G KOMEN BREAST CANCER FDN 3525 PIEDMONT RD NE BLDG 5 ATLANTA, GA 30305	NONE	PC	GENERAL SUPPORT	10,000
ACTION MINISTRIES INC 17 EXECUTIVE PARK DR STE 540 ATLANTA, GA 30329	NONE	PC	CHILDREN'S PROGRAMS	18,000
GEORGIA TRANSPLANT FDN INC 500 SUGAR MILL ROAD ATLANTA, GA 30350	NONE	PC	GENERAL SUPPORT	10,000
TOMMY NOBIS CENTER FDN INC 1480 BELLS FERRY ROAD MARIETTA, GA 30066	NONE	PC	GENERAL SUPPORT	2,500
TRUANCY INTERVENTION PROJECT GEORGIA INC 395 PRYOR STREET SW ATLANTA, GA 30312	NONE	PC	GENERAL SUPPORT	7,500
Total ▶ 3a				1,174,198

Form 990PF Part XV Line 3 - Grants and Contributions Paid During the Year or Approved for Future Payment				
Recipient	If recipient is an individual, show any relationship to any foundation manager or substantial contributor	Foundation status of recipient	Purpose of grant or contribution	Amount
Name and address (home or business)				
a <i>Paid during the year</i>				
VOX TEEN COMMUNICATIONS INC 229 PEACHTREE ST NE STE 725 ATLANTA, GA 30303	NONE	PC	GENERAL SUPPORT	5,000
PHYSICIANS CARE CLINIC INC 2675 N DECATUR RD SUITE 406 DECATUR, GA 30030	NONE	PC	GENERAL SUPPORT	3,500
CANCER SUPPORT COMMUNITY-ATL INC 5775 PEACHTREE DUNWOODY RD ATLANTA, GA 30342	NONE	PC	GENERAL SUPPORT	2,500
CITY OF REFUGE INC 1300 JOSEPH E BOONE BLVD NW ATLANTA, GA 30314	NONE	PC	GENERAL SUPPORT	5,000
CENTRAL OUTREACH & ADVOCACY CTR 201 WASHINGTON ST SW ATLANTA, GA 30303	NONE	PC	GENERAL SUPPORT	10,000
Total ► 3a				1,174,198

Form 990PF Part XV Line 3 - Grants and Contributions Paid During the Year or Approved for Future Payment				
Recipient	If recipient is an individual, show any relationship to any foundation manager or substantial contributor	Foundation status of recipient	Purpose of grant or contribution	Amount
Name and address (home or business)				
a <i>Paid during the year</i>				
ASIAN AMERICAN RESOURCE FDN INC 3635 PEACHTREE INDUSTRIAL BLVD DULUTH, GA 30096	NONE	PC	GENERAL SUPPORT	5,000
FULTON COUNTY CASA JUSTICE CENTER 395 PRYOR ST ATLANTA, GA 30312	NONE	PC	GENERAL SUPPORT	5,000
PLACE OF FORSYTH COUNTY INC 2550 THE PLACE CIRCLE CUMMING, GA 30040	NONE	PC	GENERAL SUPPORT	2,500
GOOD SAMARITAN HEALTH CTR INC 1015 DONALD LEE HOLLOWELL PKWY ATLANTA, GA 30318	NONE	PC	GENERAL SUPPORT	15,000
GEORGIA FOOD BANK ASSN INC 732 JOSEPH LOWERY BLVD NW ATLANTA, GA 30318	NONE	PC	GENERAL SUPPORT	5,000
Total ► 3a				1,174,198

Form 990PF Part XV Line 3 - Grants and Contributions Paid During the Year or Approved for Future Payment

Recipient	If recipient is an individual, show any relationship to any foundation manager or substantial contributor	Foundation status of recipient	Purpose of grant or contribution	Amount
Name and address (home or business)				
a <i>Paid during the year</i>				
WESLEY GLEN MINISTRIES 4580 N MUMFORD ROAD MACON, GA 31210	NONE	PC	GENERAL SUPPORT	7,500
JACOBS LADDER NEURODEVELOPMENTAL LEARNING CENTER INC 407 HARDSCRABBLE ROAD ROSWELL, GA 30075	NONE	PC	GENERAL SUPPORT	5,000
MEDSHARE INTERNATIONAL 3240 CLIFTON SPRINGS ROAD DECATUR, GA 30034	NONE	PC	GENERAL SUPPORT	10,000
THE VI & MILTON WEINSTEIN HOSPICE INC 3150 HOWELL MILL ROAD NW ATLANTA, GA 30327	NONE	PC	GENERAL SUPPORT	5,000
WELLSPRING LIVING INC 140 HOWELL ROAD SUITE C-2 TYRONE, GA 30290	NONE	PC	GENERAL SUPPORT	15,000
Total ► 3a				1,174,198

Form 990PF Part XV Line 3 - Grants and Contributions Paid During the Year or Approved for Future Payment				
Recipient	If recipient is an individual, show any relationship to any foundation manager or substantial contributor	Foundation status of recipient	Purpose of grant or contribution	Amount
Name and address (home or business)				
a <i>Paid during the year</i>				
FERNBANK INC 767 CLIFTON ROAD NE ATLANTA, GA 30307	NONE	PC	GENERAL SUPPORT	20,000
NATIONAL SOCIETY TO PREVENT BLINDNESS 739 W PEACHTREE ST NW SUITE 200 ATLANTA, GA 30308	NONE	PC	GENERAL SUPPORT	10,000
MACON VOLUNTEER CLINIC INC 376 ROGERS AVENUE MACON, GA 31204	NONE	PC	GENERAL SUPPORT	7,500
VETERANS EMPOWERMENT ORG OF GA INC 373 WEST LAKE AVE NW ATLANTA, GA 30318	NONE	PC	GENERAL SUPPORT	15,000
SOLOMON'S TEMPLE FDN INC 2836 SPRINGDALE RD SW ATLANTA, GA 30315	NONE	PC	GENERAL SUPPORT	5,000
Total ▶ 3a				1,174,198

TY 2016 Accounting Fees Schedule**Name:** TR UW CHARLES I BRANAN**EIN:** 58-6026401

Category	Amount	Net Investment Income	Adjusted Net Income	Disbursements for Charitable Purposes
TAX PREPARATION FEE (NON-ALLOC	1,400			1,400

TY 2016 Compensation Explanation**Name:** TR UW CHARLES I BRANAN**EIN:** 58-6026401

Person Name	Explanation
WELLS FARGO BANK NA	TRUST ADMIN FEES SEE ATTACHED FOOTNOTE
WELLS FARGO BANK NA	GRANT ADMIN FEES SEE ATTACHED FOOTNOTE

TY 2016 Investments Corporate Bonds Schedule**Name:** TR UW CHARLES I BRANAN**EIN:** 58-6026401

Name of Bond	End of Year Book Value	End of Year Fair Market Value
17275RAC6 CISCO SYSTEMS INC		
126650BH2 CVS CAREMARK CORP		
260543CC5 DOW CHEMICAL CO/THE	19,239	20,123
459200GX3 IBM CORP		
61747WAF6 MORGAN STANLEY	35,081	38,835
78008K5V1 ROYAL BANK OF CANADA		
931142CU5 WAL-MART STORES INC	38,067	36,998
913017BV0 UNITED TECHNOLOGIES	20,740	20,557
044820504 ASHMORE EMERG MKTS C		
05531FAN3 BB&T CORPORATION	29,849	30,155
06739FGF2 BARCLAYS BANK PLC		
205887BQ4 CONAGRA FOODS INC		
315920702 FID ADV EMER MKTS IN	787,915	772,643
031162AZ3 AMGEN INC	23,172	21,496
06051GEC9 BANK OF AMERICA CORP	28,820	27,489
084664BE0 BERKSHIRE HATHAWAY	28,599	26,311
166751AJ6 CHEVRON CORP	44,762	42,743
262028855 DRIEHAUS ACTIVE INCO	706,798	669,135
36962G5J9 GENERAL ELEC CAP COR	50,678	49,362
406216BD2 HALLIBURTON COMPANY	25,488	25,385

Name of Bond	End of Year Book Value	End of Year Fair Market Value
494550AY2 KINDER MORGAN ENER	22,188	20,862
87612EAN6 TARGET CORP		
92343VBR4 VERIZON COMMUNICATIO	11,199	11,057
037833AK6 APPLE INC	49,718	48,686
20825CAR5 CONOCOPHILLIPS	28,010	26,859
38141GFG4 GOLDMAN SACHS GROUP		
464288588 ISHARES MBS ETF		
46625HHU7 JPMORGAN CHASE & CO	48,587	47,621
713448BN7 PEPSICO INC	39,057	37,662
742718DY2 PROCTER & GAMBLE CO/	40,188	40,080
77958B402 T ROWE PRICE INST FL		
816851AN9 SEMPRA ENERGY		
887317AF2 TIME WARNER INC	16,799	16,012
922031760 VANGUARD HIGH YIELD	1,275,530	1,295,348
94973VAS6 WELLPOINT INC	16,542	15,831
00206RDB5 AT&T INC	26,572	25,629
026874DG9 AMERICAN INTL GROUP	25,700	25,607
06406FAD5 BANK OF NY MELLON CO	44,834	42,934
09062XAC7 BIOGEN INC	25,849	25,319
14040HBE4 CAPITAL ONE FINANCIA	25,302	25,158

Name of Bond	End of Year Book Value	End of Year Fair Market Value
151020AQ7 CELGENE CORP	25,735	25,287
17275RAR3 CISCO SYSTEMS INC	46,249	45,593
172967KG5 CITIGROUP INC	25,834	24,871
191216AV2 COCA-COLA CO/THE	48,722	46,958
25152R5F6 DEUTSCHE BANK AG	24,908	24,747
30219GAL2 EXPRESS SCRIPTS HOLD	26,228	25,469
456873AA6 INGERSOLL-RAND LUX	25,349	25,056
478366AX5 JOHNSON CONTROLS INC	26,971	26,402
500255AR5 KOHL'S CORPORATION	25,843	26,218
59156RBH0 METLIFE INC	30,509	30,796
66989HAJ7 NOVARTIS CAPITAL COR	36,258	34,754
747525AE3 QUALCOMM INC	46,952	45,598
80282KAD8 SANTANDER HOLDINGS	25,135	24,778
811065AB7 SCRIPPS NETWORKS INT	25,332	25,355
867914BG7 SUNTRUST BANKS INC	25,413	25,213
89114QAM0 TORONTO-DOMINION BAN	56,465	55,843
92343VBY9 VERIZON COMMUNICATIO	16,271	15,675
949917744 WF ULTR SHORT-TRM INC	477,000	475,876

TY 2016 Investments Corporate Stock Schedule

Name: TR UW CHARLES I BRANAN
EIN: 58-6026401

Name of Stock	End of Year Book Value	End of Year Fair Market Value
03076C106 AMERIPRISE FINL INC	34,668	39,384
46625H100 JPMORGAN CHASE & CO	34,110	53,845
693475105 PNC FINANCIAL SERVIC	38,865	52,047
58155Q103 MCKESSON CORP	28,959	28,933
58933Y105 MERCK & CO INC NEW	31,623	36,676
91324P102 UNITEDHEALTH GROUP I	32,838	66,737
17275R102 CISCO SYSTEMS INC	44,548	57,388
594918104 MICROSOFT CORP	52,913	79,912
68389X105 ORACLE CORPORATION		
037833100 APPLE INC	66,649	102,385
20030N101 COMCAST CORP CLASS A	38,372	55,447
008252108 AFFILIATED MANAGERS	41,313	38,650
126650100 CVS HEALTH CORPORATI	32,633	40,007
150870103 CELANESE CORP	34,200	47,638
375558103 GILEAD SCIENCES INC	20,212	20,982
38141G104 GOLDMAN SACHS GROUP		
806857108 SCHLUMBERGER LTD	43,718	48,859
907818108 UNION PACIFIC CORP	43,721	57,646
03027X100 AMERICAN TOWER CORP	21,524	22,721
053484101 AVALONBAY CMNTYS INC	53,925	67,140
101121101 BOSTON PROPERTIES IN	43,892	51,821
29476L107 EQUITY RESIDENTIAL P	13,201	16,283
297178105 ESSEX PPTY TR COM	46,723	68,588
313747206 FEDERAL RLTY INVT TR	6,092	8,527
32054K103 FIRST INDL RLTY TR I	7,517	13,352
370023103 GENERAL GROWTH PROPE	27,580	34,372
44107P104 HOST HOTELS & RESORT	8,664	9,307
49427F108 KILROY REALTY CORP C	25,271	30,313
74340W103 PROLOGIS INC	40,630	56,696
74460D109 PUBLIC STORAGE INC C	25,338	37,772

Name of Stock	End of Year Book Value	End of Year Fair Market Value
78440X101 SL GREEN REALTY CORP	35,181	42,052
828806109 SIMON PROPERTY GROUP	107,065	129,344
92276F100 VENTAS INC COM	4,892	6,252
929042109 VORNADO REALTY TRUST	13,563	18,682
03748R101 APARTMENT INVT & MGM	27,975	42,405
084670702 BERKSHIRE HATHAWAY I	20,143	27,707
097023105 BOEING CO	41,505	54,332
12572Q105 CME GROUP INC	22,185	33,336
229663109 CUBESMART	12,491	19,489
231021106 CUMMINS INC.		
23317H102 DDR CORP		
25243Q205 DIAGEO PLC - ADR	31,635	30,350
254687106 WALT DISNEY CO	22,305	35,747
256206103 DODGE & COX INT'L ST		
264411505 DUKE REALTY CORPORAT	25,062	35,803
26884U109 EPR PROPERTIES	14,397	21,029
294752100 EQUITY ONE INC	20,678	26,915
30225T102 EXTRA SPACE STORAGE	40,209	42,559
404280406 HSBC - ADR		
413838202 OAKMARK INTERNATIONA	708,263	637,552
464287200 ISHARES CORE S & P 5	2,998,954	3,125,786
478366107 JOHNSON CONTROLS INC		
4812A2389 JPMORGAN U.S. L/C CO		
517834107 LAS VEGAS SANDS CORP	25,858	29,429
532457108 ELI LILLY & CO COM	29,441	28,464
641069406 NESTLE S.A. REGISTER		
70509V100 PEBBLEBROOK HOTEL TR		
771195104 ROCHE HOLDINGS LTD -	46,535	41,511
77954Q106 T ROWE PRICE BLUE CH	1,296,428	1,604,315
804395101 SAUL CTRS INC COM	12,769	18,051

Name of Stock	End of Year Book Value	End of Year Fair Market Value
867892101 SUNSTONE HOTEL INVS	20,765	22,982
872540109 TJX COMPANIES INC	17,788	23,666
87612E106 TARGET CORP	23,144	25,931
883556102 THERMO FISHER SCIENT	23,371	33,017
89151E109 TOTAL S.A. - ADR	35,397	36,902
89155H256 TOUCHSTONE SMALLLCAP	809,813	771,921
902641646 E-TRACS ALERIAN MLP	354,727	257,792
911312106 UNITED PARCEL SERVIC	23,634	30,036
936793884 WASATCH EMERGING MKT		
G29183103 EATON CORP PLC	22,623	25,561
09247X101 BLACKROCK INC	21,901	27,018
172967424 CITIGROUP INC.	41,790	55,270
28140H203 EDUCATION REALTY TRU	13,420	16,793
36162J106 GEO GROUP INC/THE		
64128R608 NEUBERGER BERMAN LON		
683974604 OPPENHEIMER DEVELOPI		
74255L696 PRINCIPAL GL MULT ST	275,000	268,840
74925K581 BOSTON P LNG/SHRT RE	975,000	1,022,610
862121100 STORE CAPITAL CORP	31,582	32,444
866674104 SUN CMNTYS INC COM	18,972	26,660
92914A810 VOYA INTL RL EST FD	988,125	775,265
949921571 WF SMALL COMPANY GRO		
015271109 ALEXANDRIA REAL ESTA	29,871	34,895
02079K107 ALPHABET INC CL C	39,776	60,202
141624106 CARE CAPITAL PROPERT		
22822V101 CROWN CASTLE INTL CO	22,845	22,734
29444U700 EQUINIX INC	62,209	74,699
405217100 HAIN CELESTIAL GROUP	21,891	21,271
444097109 HUDSON PACIFIC PROPE		
56501R106 MANULIFE FINANCIAL C	34,925	44,194

Name of Stock	End of Year Book Value	End of Year Fair Market Value
61166W101 MONSANTO CO NEW		
74253Q747 PRINCIPAL MIDCAP FD-	2,195,000	2,271,778
867224107 SUNCOR ENERGY INC NE	39,278	52,206
92339V100 VEREIT, INC.		
95040Q104 WELLTOWER INC	54,352	61,442
00770G847 JOHCM INTERNATIONAL	765,000	749,256
024835100 AMERICAN CAMPUS CMNT	16,757	18,564
072730302 BAYER AG - ADR	21,858	23,046
105368203 BRANDYWINE RLTY TR B	3,287	3,566
12504L109 CBRE GROUP INC	9,069	10,108
192446102 COGNIZANT TECH SOLUT	44,488	44,040
19625X102 COLONY STARWOOD HOME	15,971	14,924
29472R108 EQUITY LIFESTYLE PPT	13,108	13,699
43300A104 HILTON WORLDWIDE HOL	18,534	23,936
61744J408 MORGN STANLY INSTL F	1,056,000	1,025,335
71943U104 PHYSICIANS REALTY TR	20,826	21,880
74144Q203 T ROWE PRICE INST EM	1,275,000	1,261,473
758849103 REGENCY CENTERS CORP	19,401	19,030
81721M109 SENIOR HOUSING PROP	21,157	19,971
848574109 SPIRIT AEROSYTSEMS H	25,004	32,268
84860W102 SPIRIT RLTY CAP INC	26,111	26,216
85254J102 STAG INDUSTRIAL INC	10,246	9,882
875465106 TANGER FACTORY OUTLE	8,139	8,587
88146M101 TERRENO REALTY CORP	5,208	6,125
H84989104 TE CONNECTIVITY LTD	24,495	25,980
N47279109 INTERXION HOLDING NV	16,394	17,640

TY 2016 Investments Government Obligations Schedule**Name:** TR UW CHARLES I BRANAN**EIN:** 58-6026401**US Government Securities - End
of Year Book Value:**

1,177,787

**US Government Securities - End
of Year Fair Market Value:**

1,155,609

**State & Local Government
Securities - End of Year Book
Value:****State & Local Government
Securities - End of Year Fair
Market Value:**

TY 2016 Investments - Other Schedule**Name:** TR UW CHARLES I BRANAN**EIN:** 58-6026401

Category/ Item	Listed at Cost or FMV	Book Value	End of Year Fair Market Value
70299RF16 PARTNERS GROUP PRIV	AT COST	865,000	1,304,685
GTY995004 GAI AGILITY INCOME F			
MRE991010 METRO REAL ESTATE PA	AT COST	136,625	140,176
SKY990RF9 SKYBRIDGE MULTI-ADVI	AT COST	894,303	813,206
161571FK5 CHASE ISSUANCE TRUST	AT COST	49,947	49,674
17305EFR1 CITIBANK CREDIT CARD	AT COST	52,355	50,844
GTC997004 GAI CORBIN MULTI STR	AT COST	125,000	129,822

TY 2016 Other Decreases Schedule**Name:** TR UW CHARLES I BRANAN**EIN:** 58-6026401

Description	Amount
MUTUAL FUND POSTING DATE AFTER TYE	81,373
ROC BASIS ADJUSTMENT	5,197
ACCRUED INTEREST PAID EFFECTIVE DATE AFTER TYE	457
DISALLOWED WASH SALES	2,649
SALES-LOSS POSTING THIS YEAR EFF PRIOR	79,785

TY 2016 Other Expenses Schedule**Name:** TR UW CHARLES I BRANAN**EIN:** 58-6026401**Other Expenses Schedule**

Description	Revenue and Expenses per Books	Net Investment Income	Adjusted Net Income	Disbursements for Charitable Purposes
ADR FEES	46	46		0

TY 2016 Other Income Schedule

Name: TR UW CHARLES I BRANAN

EIN: 58-6026401

Other Income Schedule

Description	Revenue And Expenses Per Books	Net Investment Income	Adjusted Net Income
EXCISE TAX REFUND	20,597	0	
FEE REBATES	8,407	8,407	
METRO RE PARTNERS 27-3427109	13,270	10,912	
PARTNERS GROUP 80-0524756		274,814	
RETURN OF UNUSED GRANT	12,500	0	

TY 2016 Other Increases Schedule**Name:** TR UW CHARLES I BRANAN**EIN:** 58-6026401

Description	Amount
MUTUAL FUND TAX EFFECTIVE DATE BEFORE TYE	10,095
MUTUAL FUND FACTORING ADJUSTMENTS	3,589
ACCRUED INTEREST PAID EFFECTIVE DATE BEFORE TYE	387
SALES WITH GAIN POSTING THIS YEAR EFFECTIVE PRIOR YEAR	2,840
ROUNDING	5

TY 2016 Other Professional Fees Schedule**Name:** TR UW CHARLES I BRANAN**EIN:** 58-6026401

Category	Amount	Net Investment Income	Adjusted Net Income	Disbursements for Charitable Purposes
SUB ADVISER FEES	5,595	5,595		

TY 2016 Taxes Schedule**Name:** TR UW CHARLES I BRANAN**EIN:** 58-6026401

Category	Amount	Net Investment Income	Adjusted Net Income	Disbursements for Charitable Purposes
FOREIGN TAXES	1,592	1,592		0
FOREIGN TAXES ON QUALIFIED FOR	7,266	7,266		0
FOREIGN TAXES ON NONQUALIFIED	1,471	1,471		0