



See a Social Security Number? Say Something!  
Report Privacy Problems to <https://public.resource.org/privacy>  
Or call the IRS Identity Theft Hotline at 1-800-908-4490



ENVELOPE  
POSTMARK DATE  
JUL 06 2017

Form **990-PF**

# Return of Private Foundation

OMB No. 1545-0052

**2016**

Open to Public Inspection

Department of the Treasury  
Internal Revenue Service

or Section 4947(a)(1) Trust Treated as Private Foundation  
Do not enter social security numbers on this form as it may be made public.  
Information about Form 990-PF and its separate instructions is at [www.irs.gov/form990pf](http://www.irs.gov/form990pf)

For calendar year 2016 or tax year beginning , 2016, and ending , 20

Name of foundation <b>GEORGE F &amp; ELAH P EVANS FNDN TR XXXXXXXX7-PF</b>		<b>A</b> Employer identification number <b>57-6218604</b>
Number and street (or P O box number if mail is not delivered to street address) <b>10 S DEARBORN IL1-0117</b>		<b>B</b> Telephone number (see instructions) <b>866-888-5157</b>
City or town, state or province, country, and ZIP or foreign postal code <b>CHICAGO, IL 60603</b>		<b>C</b> If exemption application is pending, check here. <input type="checkbox"/>
<b>G</b> Check all that apply	<input type="checkbox"/> Initial return <input type="checkbox"/> Final return <input type="checkbox"/> Address change	<input type="checkbox"/> Initial return of a former public charity <input type="checkbox"/> Amended return <input type="checkbox"/> Name change
<b>H</b> Check type of organization. <input type="checkbox"/> Section 501(c)(3) exempt private foundation		<b>D</b> 1 Foreign organizations, check here. <input type="checkbox"/>
<input checked="" type="checkbox"/> Section 4947(a)(1) nonexempt charitable trust <input type="checkbox"/> Other taxable private foundation		2 Foreign organizations meeting the 85% test, check here and attach computation <input type="checkbox"/>
<b>I</b> Fair market value of all assets at end of year (from Part II, col (c), line 16) <b>\$ 1,414,686.</b>		<b>E</b> If private foundation status was terminated under section 507(b)(1)(A), check here. <input type="checkbox"/>
<b>J</b> Accounting method <input checked="" type="checkbox"/> Cash <input type="checkbox"/> Accrual <input type="checkbox"/> Other (specify) _____		<b>F</b> If the foundation is in a 60-month termination under section 507(b)(1)(B), check here. <input type="checkbox"/>
(Part I, column (d) must be on cash basis)		

Part I Analysis of Revenue and Expenses (The total of amounts in columns (b), (c), and (d) may not necessarily equal the amounts in column (a) (see instructions))		(a) Revenue and expenses per books	(b) Net investment income	(c) Adjusted net income	(d) Disbursements for charitable purposes (cash basis only)
Revenue	1 Contributions, gifts, grants, etc., received (attach schedule)				
	2 Check <input checked="" type="checkbox"/> if the foundation is not required to attach Sch. B.				
	3 Interest on savings and temporary cash investments				
	4 Dividends and interest from securities	29,723.	29,504.		STMT 1
	5a Gross rents				
	b Net rental income or (loss)				
	6a Net gain or (loss) from sale of assets not on line 10	13,338.			
	b Gross sales price for all assets on line 6a	396,764.			
	7 Capital gain net income (from Part IV, line 2)		13,338.		
	8 Net short-term capital gain				
	9 Income modifications				
	10a Gross sales less returns and allowances				
Operating and Administrative Expenses	b Less Cost of goods sold				
	c Gross profit or (loss) (attach schedule)				
	11 Other income (attach schedule)	4,452.			STMT 2
	12 Total. Add lines 1 through 11	47,513.	42,842.		
	13 Compensation of officers, directors, trustees, etc.	17,139.	10,283.		6,856.
	14 Other employee salaries and wages		NONE	NONE	
	15 Pension plans, employee benefits		NONE	NONE	
	16a Legal fees (attach schedule)				
	b Accounting fees (attach schedule)				
	c Other professional fees (attach schedule)				
	17 Interest				
	18 Taxes (attach schedule) (see instructions)	4,108.	378.		
	19 Depreciation (attach schedule) and depletion				
	20 Occupancy				
	21 Travel, conferences, and meetings		NONE	NONE	
	22 Printing and publications		NONE	NONE	
	23 Other expenses (attach schedule)				
	24 Total operating and administrative expenses. Add lines 13 through 23.	21,247.	10,661.	NONE	6,856.
	25 Contributions, gifts, grants paid	68,209.			68,209.
	26 Total expenses and disbursements. Add lines 24 and 25	89,456.	10,661.	NONE	75,065.
	27 Subtract line 26 from line 12				
	a Excess of revenue over expenses and disbursements	-41,943.			
		b Net investment income (if negative, enter -0-)	32,181.		
		c Adjusted net income (if negative, enter -0-)			

Sho

Part II Balance Sheets		Attached schedules and amounts in the description column should be for end-of-year amounts only (See instructions)		Beginning of year	End of year	
				(a) Book Value	(b) Book Value	(c) Fair Market Value
Assets	1	Cash - non-interest-bearing . . . . .		11,035.	6,579.	6,579.
	2	Savings and temporary cash investments . . . . .		25,524.	19,507.	19,507.
	3	Accounts receivable ▶				
		Less: allowance for doubtful accounts ▶				
	4	Pledges receivable ▶				
		Less: allowance for doubtful accounts ▶				
	5	Grants receivable . . . . .				
	6	Receivables due from officers, directors, trustees, and other disqualified persons (attach schedule) (see instructions) . . . .				
	7	Other notes and loans receivable (attach schedule) ▶				
		Less: allowance for doubtful accounts ▶ NONE				
	8	Inventories for sale or use . . . . .				
	9	Prepaid expenses and deferred charges . . . . .				
	10a	Investments - U S and state government obligations (attach schedule) .				
	b	Investments - corporate stock (attach schedule) . . . . .		1,052,265.	990,795.	1,113,502.
	c	Investments - corporate bonds (attach schedule) . . . . .		136,842.	188,141.	189,107.
	11	Investments - land, buildings, and equipment basis ▶				
	Less: accumulated depreciation ▶ (attach schedule)					
12	Investments - mortgage loans . . . . .					
13	Investments - other (attach schedule) . . . . .		109,310.	88,559.	85,991.	
14	Land, buildings, and equipment basis ▶					
	Less: accumulated depreciation ▶ (attach schedule)					
15	Other assets (describe ▶ )					
16	<b>Total assets</b> (to be completed by all filers - see the instructions. Also, see page 1, item I) . . . . .		1,334,976.	1,293,581.	1,414,686.	
Liabilities	17	Accounts payable and accrued expenses . . . . .				
	18	Grants payable . . . . .				
	19	Deferred revenue . . . . .				
	20	Loans from officers, directors, trustees, and other disqualified persons .				
	21	Mortgages and other notes payable (attach schedule) . . . . .				
22	Other liabilities (describe ▶ )					
23	<b>Total liabilities</b> (add lines 17 through 22) . . . . .			NONE		
Net Assets or Fund Balances	Foundations that follow SFAS 117, check here ▶ <input type="checkbox"/> and complete lines 24 through 26 and lines 30 and 31.					
	24	Unrestricted . . . . .				
	25	Temporarily restricted . . . . .				
	26	Permanently restricted . . . . .				
	Foundations that do not follow SFAS 117, check here ▶ <input checked="" type="checkbox"/> and complete lines 27 through 31.					
	27	Capital stock, trust principal, or current funds . . . . .		1,334,976.	1,293,581.	
	28	Paid-in or capital surplus, or land, bldg, and equipment fund . . . . .				
	29	Retained earnings, accumulated income, endowment, or other funds . .				
30	<b>Total net assets or fund balances</b> (see instructions) . . . . .		1,334,976.	1,293,581.		
31	<b>Total liabilities and net assets/fund balances</b> (see instructions) . . . . .		1,334,976.	1,293,581.		

## Part III Analysis of Changes in Net Assets or Fund Balances

1	Total net assets or fund balances at beginning of year - Part II, column (a), line 30 (must agree with end-of-year figure reported on prior year's return) . . . . .	1	1,334,976.
2	Enter amount from Part I, line 27a . . . . .	2	-41,943.
3	Other increases not included in line 2 (itemize) ▶ COST BASIS ADJUSTMENT	3	548.
4	Add lines 1, 2, and 3 . . . . .	4	1,293,581.
5	Decreases not included in line 2 (itemize) ▶	5	
6	<b>Total net assets or fund balances at end of year</b> (line 4 minus line 5) - Part II, column (b), line 30 . . . .	6	1,293,581.

**Part IV Capital Gains and Losses for Tax on Investment Income**

(a) List and describe the kind(s) of property sold (e.g., real estate, 2-story brick warehouse, or common stock, 200 shs MLC Co.)			(b) How acquired P - Purchase D - Donation	(c) Date acquired (mo., day, yr.)	(d) Date sold (mo., day, yr.)
<b>1 a PUBLICLY TRADED SECURITIES</b>					
<b>b</b>					
<b>c</b>					
<b>d</b>					
<b>e</b>					
(e) Gross sales price	(f) Depreciation allowed (or allowable)	(g) Cost or other basis plus expense of sale	(h) Gain or (loss) (e) plus (f) minus (g)		
<b>a</b> 396,764.		383,426.	13,338.		
<b>b</b>					
<b>c</b>					
<b>d</b>					
<b>e</b>					
Complete only for assets showing gain in column (h) and owned by the foundation on 12/31/69					
(i) FM V. as of 12/31/69	(j) Adjusted basis as of 12/31/69	(k) Excess of col. (i) over col. (j), if any	(l) Gains (Col. (h) gain minus col. (k), but not less than -0-) or Losses (from col. (h))		
<b>a</b>			13,338.		
<b>b</b>					
<b>c</b>					
<b>d</b>					
<b>e</b>					
<b>2 Capital gain net income or (net capital loss)</b> { If gain, also enter in Part I, line 7 If (loss), enter -0- in Part I, line 7 }			<b>2</b>	13,338.	
<b>3 Net short-term capital gain or (loss) as defined in sections 1222(5) and (6)</b> If gain, also enter in Part I, line 8, column (c) (see instructions). If (loss), enter -0- in Part I, line 8			<b>3</b>		

**Part V Qualification Under Section 4940(e) for Reduced Tax on Net Investment Income**

(For optional use by domestic private foundations subject to the section 4940(a) tax on net investment income.)

If section 4940(d)(2) applies, leave this part blank.

Was the foundation liable for the section 4942 tax on the distributable amount of any year in the base period?

☐ Yes ☒ No

If "Yes," the foundation does not qualify under section 4940(e). Do not complete this part.

(a) Base period years Calendar year (or tax year beginning in)	(b) Adjusted qualifying distributions	(c) Net value of noncharitable-use assets	(d) Distribution ratio (col. (b) divided by col. (c))
2015	78,893.	1,515,840.	0.052046
2014	72,566.	1,586,172.	0.045749
2013	66,883.	1,503,116.	0.044496
2012	59,743.	1,381,272.	0.043252
2011	10,561.	1,368,494.	0.007717
<b>2 Total of line 1, column (d)</b>			<b>2</b> 0.193260
<b>3 Average distribution ratio for the 5-year base period - divide the total on line 2 by 5, or by the number of years the foundation has been in existence if less than 5 years.</b>			<b>3</b> 0.038652
<b>4 Enter the net value of noncharitable-use assets for 2016 from Part X, line 5</b>			<b>4</b> 1,388,147.
<b>5 Multiply line 4 by line 3.</b>			<b>5</b> 53,655.
<b>6 Enter 1% of net investment income (1% of Part I, line 27b).</b>			<b>6</b> 322.
<b>7 Add lines 5 and 6.</b>			<b>7</b> 53,977.
<b>8 Enter qualifying distributions from Part XII, line 4.</b> If line 8 is equal to or greater than line 7, check the box in Part VI, line 1b, and complete that part using a 1% tax rate. See the Part VI instructions.			<b>8</b> 75,065.

**Part VI Excise Tax Based on Investment Income (Section 4940(a), 4940(b), 4940(e), or 4948 see instructions)**

<b>1a</b> Exempt operating foundations described in section 4940(d)(2), check here <input type="checkbox"/> and enter "N/A" on line 1 . . . Date of ruling or determination letter _____ (attach copy of letter if necessary - see instructions)	1	322.
<b>b</b> Domestic foundations that meet the section 4940(e) requirements in Part V, check here <input checked="" type="checkbox"/> and enter 1% of Part I, line 27b . . . . .		
<b>c</b> All other domestic foundations enter 2% of line 27b. Exempt foreign organizations enter 4% of Part I, line 12, col. (b).		
<b>2</b> Tax under section 511 (domestic section 4947(a)(1) trusts and taxable foundations only. Others enter -0-)	2	
<b>3</b> Add lines 1 and 2 . . . . .	3	322.
<b>4</b> Subtitle A (income) tax (domestic section 4947(a)(1) trusts and taxable foundations only. Others enter -0-)	4	NONE
<b>5</b> Tax based on investment income. Subtract line 4 from line 3. If zero or less, enter -0- . . . . .	5	322.
<b>6</b> Credits/Payments		
<b>a</b> 2016 estimated tax payments and 2015 overpayment credited to 2016 . . . . .	6a	769.
<b>b</b> Exempt foreign organizations - tax withheld at source . . . . .	6b	NONE
<b>c</b> Tax paid with application for extension of time to file (Form 8868) . . . . .	6c	600.
<b>d</b> Backup withholding erroneously withheld . . . . .	6d	
<b>7</b> Total credits and payments. Add lines 6a through 6d . . . . .	7	1,369.
<b>8</b> Enter any penalty for underpayment of estimated tax. Check here <input type="checkbox"/> if Form 2220 is attached . . . . .	8	
<b>9</b> Tax due. If the total of lines 5 and 8 is more than line 7, enter amount owed . . . . .	9	
<b>10</b> Overpayment. If line 7 is more than the total of lines 5 and 8, enter the amount overpaid . . . . .	10	1,047.
<b>11</b> Enter the amount of line 10 to be Credited to 2017 estimated tax <input type="checkbox"/> 400. Refunded <input type="checkbox"/> . . . . .	11	647.

**Part VII-A Statements Regarding Activities**

	Yes	No
<b>1a</b> During the tax year, did the foundation attempt to influence any national, state, or local legislation or did it participate or intervene in any political campaign? . . . . .		X
<b>b</b> Did it spend more than \$100 during the year (either directly or indirectly) for political purposes (see Instructions for the definition)? . . . . . If the answer is "Yes" to 1a or 1b, attach a detailed description of the activities and copies of any materials published or distributed by the foundation in connection with the activities		X
<b>c</b> Did the foundation file Form 1120-POL for this year? . . . . .		X
<b>d</b> Enter the amount (if any) of tax on political expenditures (section 4955) imposed during the year (1) On the foundation. <input type="checkbox"/> \$ _____ (2) On foundation managers <input type="checkbox"/> \$ _____		
<b>e</b> Enter the reimbursement (if any) paid by the foundation during the year for political expenditure tax imposed on foundation managers. <input type="checkbox"/> \$ _____		
<b>2</b> Has the foundation engaged in any activities that have not previously been reported to the IRS? . . . . . If "Yes," attach a detailed description of the activities		X
<b>3</b> Has the foundation made any changes, not previously reported to the IRS, in its governing instrument, articles of incorporation, or bylaws, or other similar instruments? If "Yes," attach a conformed copy of the changes . . . . .		X
<b>4a</b> Did the foundation have unrelated business gross income of \$1,000 or more during the year? . . . . .		X
<b>b</b> If "Yes," has it filed a tax return on Form 990-T for this year? . . . . .		
<b>5</b> Was there a liquidation, termination, dissolution, or substantial contraction during the year? . . . . . If "Yes," attach the statement required by General Instruction T		X
<b>6</b> Are the requirements of section 508(e) (relating to sections 4941 through 4945) satisfied either • By language in the governing instrument, or • By state legislation that effectively amends the governing instrument so that no mandatory directions that conflict with the state law remain in the governing instrument? . . . . .	X	
<b>7</b> Did the foundation have at least \$5,000 in assets at any time during the year? If "Yes," complete Part II, col. (c), and Part XV	X	
<b>8a</b> Enter the states to which the foundation reports or with which it is registered (see instructions) <input type="checkbox"/> WV		
<b>b</b> If the answer is "Yes" to line 7, has the foundation furnished a copy of Form 990-PF to the Attorney General (or designate) of each state as required by General Instruction G? If "No," attach explanation . . . . .	X	
<b>9</b> Is the foundation claiming status as a private operating foundation within the meaning of section 4942(j)(3) or 4942(j)(5) for calendar year 2016 or the taxable year beginning in 2016 (see instructions for Part XIV)? If "Yes," complete Part XIV . . . . .		X
<b>10</b> Did any persons become substantial contributors during the tax year? If "Yes," attach a schedule listing their names and addresses . . . . .		X

**Part VII-A Statements Regarding Activities (continued)**

	Yes	No
11 At any time during the year, did the foundation, directly or indirectly, own a controlled entity within the meaning of section 512(b)(13)? If "Yes," attach schedule (see instructions).	11	X
12 Did the foundation make a distribution to a donor advised fund over which the foundation or a disqualified person had advisory privileges? If "Yes," attach statement (see instructions).	12	X
13 Did the foundation comply with the public inspection requirements for its annual returns and exemption application? Website address: N/A	13	X
14 The books are in care of: JP MORGAN CHASE BANK, N.A. Telephone no.: (866) 888-5157 Located at: 10 S DEARBORN ST; MC; IL 1-0117, CHICAGO, IL ZIP+4: 60603		
15 Section 4947(a)(1) nonexempt charitable trusts filing Form 990-PF in lieu of Form 1041 - Check here and enter the amount of tax-exempt interest received or accrued during the year.	15	
16 At any time during calendar year 2016, did the foundation have an interest in or a signature or other authority over a bank, securities, or other financial account in a foreign country? See the instructions for exceptions and filing requirements for FinCEN Form 114. If "Yes," enter the name of the foreign country.	16	X

**Part VII-B Statements Regarding Activities for Which Form 4720 May Be Required**

File Form 4720 if any item is checked in the "Yes" column, unless an exception applies.

	Yes	No
1a During the year did the foundation (either directly or indirectly):		
(1) Engage in the sale or exchange, or leasing of property with a disqualified person?	<input type="checkbox"/> Yes <input checked="" type="checkbox"/> No	
(2) Borrow money from, lend money to, or otherwise extend credit to (or accept it from) a disqualified person?	<input type="checkbox"/> Yes <input checked="" type="checkbox"/> No	
(3) Furnish goods, services, or facilities to (or accept them from) a disqualified person?	<input type="checkbox"/> Yes <input checked="" type="checkbox"/> No	
(4) Pay compensation to, or pay or reimburse the expenses of, a disqualified person?	<input checked="" type="checkbox"/> Yes <input type="checkbox"/> No	
(5) Transfer any income or assets to a disqualified person (or make any of either available for the benefit or use of a disqualified person)?	<input type="checkbox"/> Yes <input checked="" type="checkbox"/> No	
(6) Agree to pay money or property to a government official? (Exception. Check "No" if the foundation agreed to make a grant to or to employ the official for a period after termination of government service, if terminating within 90 days.)	<input type="checkbox"/> Yes <input checked="" type="checkbox"/> No	
b If any answer is "Yes" to 1a(1)-(6), did any of the acts fail to qualify under the exceptions described in Regulations section 53.4941(d)-3 or in a current notice regarding disaster assistance (see instructions)? Organizations relying on a current notice regarding disaster assistance check here.	1b	X
c Did the foundation engage in a prior year in any of the acts described in 1a, other than excepted acts, that were not corrected before the first day of the tax year beginning in 2016?	1c	X
2 Taxes on failure to distribute income (section 4942) (does not apply for years the foundation was a private operating foundation defined in section 4942(j)(3) or 4942(j)(5))		
a At the end of tax year 2016, did the foundation have any undistributed income (lines 6d and 6e, Part XIII) for tax year(s) beginning before 2016? If "Yes," list the years.	<input type="checkbox"/> Yes <input checked="" type="checkbox"/> No	
b Are there any years listed in 2a for which the foundation is not applying the provisions of section 4942(a)(2) (relating to incorrect valuation of assets) to the year's undistributed income? (If applying section 4942(a)(2) to all years listed, answer "No" and attach statement - see instructions.)	2b	X
c If the provisions of section 4942(a)(2) are being applied to any of the years listed in 2a, list the years here.		
3a Did the foundation hold more than a 2%-direct or indirect interest in any business enterprise at any time during the year?	<input type="checkbox"/> Yes <input checked="" type="checkbox"/> No	
b If "Yes," did it have excess business holdings in 2016 as a result of (1) any purchase by the foundation or disqualified persons after May 26, 1969, (2) the lapse of the 5-year period (or longer period approved by the Commissioner under section 4943(c)(7)) to dispose of holdings acquired by gift or bequest; or (3) the lapse of the 10-, 15-, or 20-year first phase holding period? (Use Schedule C, Form 4720, to determine if the foundation had excess business holdings in 2016.)	3b	
4a Did the foundation invest during the year any amount in a manner that would jeopardize its charitable purposes?	4a	X
b Did the foundation make any investment in a prior year (but after December 31, 1969) that could jeopardize its charitable purpose that had not been removed from jeopardy before the first day of the tax year beginning in 2016?	4b	X

**Part VII-B Statements Regarding Activities for Which Form 4720 May Be Required** (continued)

**5a** During the year did the foundation pay or incur any amount to

(1) Carry on propaganda, or otherwise attempt to influence legislation (section 4945(e))? ☐ Yes ☒ No

(2) Influence the outcome of any specific public election (see section 4955), or to carry on, directly or indirectly, any voter registration drive? ☐ Yes ☒ No

(3) Provide a grant to an individual for travel, study, or other similar purposes? ☐ Yes ☒ No

(4) Provide a grant to an organization other than a charitable, etc., organization described in section 4945(d)(4)(A)? (see instructions). ☐ Yes ☒ No

(5) Provide for any purpose other than religious, charitable, scientific, literary, or educational purposes, or for the prevention of cruelty to children or animals? ☐ Yes ☒ No

**b** If any answer is "Yes" to 5a(1)-(5), did any of the transactions fail to qualify under the exceptions described in Regulations section 53.4945 or in a current notice regarding disaster assistance (see instructions)? ☐ Yes ☒ No  
Organizations relying on a current notice regarding disaster assistance check here ☐

**c** If the answer is "Yes" to question 5a(4), does the foundation claim exemption from the tax because it maintained expenditure responsibility for the grant? ☐ Yes ☒ No  
If "Yes," attach the statement required by Regulations section 53.4945-5(d).

**6a** Did the foundation, during the year, receive any funds, directly or indirectly, to pay premiums on a personal benefit contract? ☐ Yes ☒ No

**b** Did the foundation, during the year, pay premiums, directly or indirectly, on a personal benefit contract? ☐ Yes ☒ No  
If "Yes" to 6b, file Form 8870

**7a** At any time during the tax year, was the foundation a party to a prohibited tax shelter transaction? ☐ Yes ☒ No

**b** If "Yes," did the foundation receive any proceeds or have any net income attributable to the transaction? ☐ Yes ☒ No

**Part VIII Information About Officers, Directors, Trustees, Foundation Managers, Highly Paid Employees, and Contractors****1 List all officers, directors, trustees, foundation managers and their compensation** (see instructions).

(a) Name and address	(b) Title, and average hours per week devoted to position	(c) Compensation (if not paid, enter -0-)	(d) Contributions to employee benefit plans and deferred compensation	(e) Expense account, other allowances
JP MORGAN CHASE BANK, N A 10 S DEARBORN ST; MC, IL 1-0117, CHICAGO, IL 60603	TRUSTEE 2	17,139	-0-	-0-

**2 Compensation of five highest-paid employees** (other than those included on line 1 - see instructions). If none, enter "NONE."

(a) Name and address of each employee paid more than \$50,000	(b) Title, and average hours per week devoted to position	(c) Compensation	(d) Contributions to employee benefit plans and deferred compensation	(e) Expense account, other allowances
NONE		NONE	NONE	NONE

Total number of other employees paid over \$50,000 ☐ **NONE**

Form 990-PF (2016)

**Part VIII Information About Officers, Directors, Trustees, Foundation Managers, Highly Paid Employees, and Contractors** (continued)**3 Five highest-paid independent contractors for professional services** (see instructions). If none, enter "NONE."

(a) Name and address of each person paid more than \$50,000	(b) Type of service	(c) Compensation
NONE		NONE

**Total** number of others receiving over \$50,000 for professional services . . . . . **NONE**

**Part IX-A Summary of Direct Charitable Activities**

List the foundation's four largest direct charitable activities during the tax year. Include relevant statistical information such as the number of organizations and other beneficiaries served, conferences convened, research papers produced, etc.	Expenses
<b>1</b> NONE	
<b>2</b>	
<b>3</b>	
<b>4</b>	

**Part IX-B Summary of Program-Related Investments** (see instructions)

Describe the two largest program-related investments made by the foundation during the tax year on lines 1 and 2	Amount
<b>1</b> NONE	
<b>2</b>	
All other program-related investments See instructions .	
<b>3</b> NONE	
<b>Total.</b> Add lines 1 through 3 . . . . .	

Form **990-PF** (2016)



**Part X Minimum Investment Return** (All domestic foundations must complete this part. Foreign foundations, see instructions.)

<b>1</b>	Fair market value of assets not used (or held for use) directly in carrying out charitable, etc., purposes:		
<b>a</b>	Average monthly fair market value of securities . . . . .	<b>1a</b>	1,346,435.
<b>b</b>	Average of monthly cash balances . . . . .	<b>1b</b>	62,851.
<b>c</b>	Fair market value of all other assets (see instructions). . . . .	<b>1c</b>	NONE
<b>d</b>	<b>Total</b> (add lines 1a, b, and c) . . . . .	<b>1d</b>	1,409,286.
<b>e</b>	Reduction claimed for blockage or other factors reported on lines 1a and 1c (attach detailed explanation) . . . . .	<b>1e</b>	
<b>2</b>	Acquisition indebtedness applicable to line 1 assets . . . . .	<b>2</b>	NONE
<b>3</b>	Subtract line 2 from line 1d . . . . .	<b>3</b>	1,409,286.
<b>4</b>	Cash deemed held for charitable activities. Enter 1 1/2% of line 3 (for greater amount, see instructions). . . . .	<b>4</b>	21,139.
<b>5</b>	<b>Net value of noncharitable-use assets.</b> Subtract line 4 from line 3. Enter here and on Part V, line 4	<b>5</b>	1,388,147.
<b>6</b>	<b>Minimum investment return.</b> Enter 5% of line 5 . . . . .	<b>6</b>	69,407.

**Part XI Distributable Amount** (see instructions) (Section 4942(j)(3) and (j)(5) private operating foundations and certain foreign organizations check here ☐ and do not complete this part.)

<b>1</b>	Minimum investment return from Part X, line 6 . . . . .	<b>1</b>	69,407.
<b>2a</b>	Tax on investment income for 2016 from Part VI, line 5 . . . . .	<b>2a</b>	322.
<b>b</b>	Income tax for 2016. (This does not include the tax from Part VI.) . . . . .	<b>2b</b>	
<b>c</b>	Add lines 2a and 2b . . . . .	<b>2c</b>	322.
<b>3</b>	Distributable amount before adjustments. Subtract line 2c from line 1 . . . . .	<b>3</b>	69,085.
<b>4</b>	Recoveries of amounts treated as qualifying distributions . . . . .	<b>4</b>	NONE
<b>5</b>	Add lines 3 and 4 . . . . .	<b>5</b>	69,085.
<b>6</b>	Deduction from distributable amount (see instructions). . . . .	<b>6</b>	NONE
<b>7</b>	<b>Distributable amount as adjusted.</b> Subtract line 6 from line 5. Enter here and on Part XIII, line 1. . . . .	<b>7</b>	69,085.

**Part XII Qualifying Distributions** (see instructions)

<b>1</b>	Amounts paid (including administrative expenses) to accomplish charitable, etc., purposes:		
<b>a</b>	Expenses, contributions, gifts, etc. - total from Part I, column (d), line 26 . . . . .	<b>1a</b>	75,065.
<b>b</b>	Program-related investments - total from Part IX-B . . . . .	<b>1b</b>	
<b>2</b>	Amounts paid to acquire assets used (or held for use) directly in carrying out charitable, etc., purposes . . . . .	<b>2</b>	NONE
<b>3</b>	Amounts set aside for specific charitable projects that satisfy the		
<b>a</b>	Suitability test (prior IRS approval required) . . . . .	<b>3a</b>	NONE
<b>b</b>	Cash distribution test (attach the required schedule) . . . . .	<b>3b</b>	NONE
<b>4</b>	<b>Qualifying distributions.</b> Add lines 1a through 3b. Enter here and on Part V, line 8, and Part XIII, line 4	<b>4</b>	75,065.
<b>5</b>	Foundations that qualify under section 4940(e) for the reduced rate of tax on net investment income. Enter 1% of Part I, line 27b (see instructions) . . . . .	<b>5</b>	322.
<b>6</b>	<b>Adjusted qualifying distributions.</b> Subtract line 5 from line 4 . . . . .	<b>6</b>	74,743.

**Note:** The amount on line 6 will be used in Part V, column (b), in subsequent years when calculating whether the foundation qualifies for the section 4940(e) reduction of tax in those years.

**Part XIII Undistributed Income** (see instructions)

	(a) Corpus	(b) Years prior to 2015	(c) 2015	(d) 2016
<b>1</b> Distributable amount for 2016 from Part XI, line 7 . . . . .				69,085.
<b>2</b> Undistributed income, if any, as of the end of 2016				
<b>a</b> Enter amount for 2015 only. . . . .			68,209.	
<b>b</b> Total for prior years 20 <u>14</u> , 20 <u>  </u> , 20 <u>  </u> . . . . .		NONE		
<b>3</b> Excess distributions carryover, if any, to 2016				
<b>a</b> From 2011 . . . . .	NONE			
<b>b</b> From 2012 . . . . .	NONE			
<b>c</b> From 2013 . . . . .	NONE			
<b>d</b> From 2014 . . . . .	NONE			
<b>e</b> From 2015 . . . . .	NONE			
<b>f</b> Total of lines 3a through e . . . . .	NONE			
<b>4</b> Qualifying distributions for 2016 from Part XII, line 4 ▶ \$ <u>75,065.</u>				
<b>a</b> Applied to 2015, but not more than line 2a . . . . .			68,209.	
<b>b</b> Applied to undistributed income of prior years (Election required - see instructions) . . . . .		NONE		
<b>c</b> Treated as distributions out of corpus (Election required - see instructions) . . . . .	NONE			
<b>d</b> Applied to 2016 distributable amount . . . . .				6,856.
<b>e</b> Remaining amount distributed out of corpus . . . . .	NONE			
<b>5</b> Excess distributions carryover applied to 2016 . (If an amount appears in column (d), the same amount must be shown in column (a).)	NONE			NONE
<b>6</b> Enter the net total of each column as indicated below:				
<b>a</b> Corpus. Add lines 3f, 4c, and 4e. Subtract line 5 . . . . .	NONE			
<b>b</b> Prior years' undistributed income. Subtract line 4b from line 2b. . . . .		NONE		
<b>c</b> Enter the amount of prior years' undistributed income for which a notice of deficiency has been issued, or on which the section 4942(a) tax has been previously assessed . . . . .		NONE		
<b>d</b> Subtract line 6c from line 6b Taxable amount - see instructions . . . . .		NONE		
<b>e</b> Undistributed income for 2015. Subtract line 4a from line 2a Taxable amount - see instructions . . . . .				
<b>f</b> Undistributed income for 2016. Subtract lines 4d and 5 from line 1 This amount must be distributed in 2017. . . . .				62,229.
<b>7</b> Amounts treated as distributions out of corpus to satisfy requirements imposed by section 170(b)(1)(F) or 4942(g)(3) (Election may be required - see instructions) . . . . .	NONE			
<b>8</b> Excess distributions carryover from 2011 not applied on line 5 or line 7 (see instructions) . . . . .	NONE			
<b>9</b> Excess distributions carryover to 2017. Subtract lines 7 and 8 from line 6a . . . . .	NONE			
<b>10</b> Analysis of line 9				
<b>a</b> Excess from 2012 . . . . .	NONE			
<b>b</b> Excess from 2013 . . . . .	NONE			
<b>c</b> Excess from 2014 . . . . .	NONE			
<b>d</b> Excess from 2015 . . . . .	NONE			
<b>e</b> Excess from 2016 . . . . .	NONE			

**Part XIV Private Operating Foundations** (see instructions and Part VII-A, question 9)

NOT APPLICABLE

**1a** If the foundation has received a ruling or determination letter that it is a private operating foundation, and the ruling is effective for 2016, enter the date of the ruling . . . . .

**b** Check box to indicate whether the foundation is a private operating foundation described in section 4942(j)(3) or 4942(j)(5)

	Tax year	Prior 3 years			(e) Total
	(a) 2016	(b) 2015	(c) 2014	(d) 2013	
<b>2a</b> Enter the lesser of the adjusted net income from Part I or the minimum investment return from Part X for each year listed . . . . .					
<b>b</b> 85% of line 2a . . . . .					
<b>c</b> Qualifying distributions from Part XII, line 4 for each year listed . . . . .					
<b>d</b> Amounts included in line 2c not used directly for active conduct of exempt activities . . . . .					
<b>e</b> Qualifying distributions made directly for active conduct of exempt activities. Subtract line 2d from line 2c . . . . .					
<b>3</b> Complete 3a, b, or c for the alternative test relied upon:					
<b>a</b> "Assets" alternative test - enter:					
<b>(1)</b> Value of all assets . . . . .					
<b>(2)</b> Value of assets qualifying under section 4942(j)(3)(B)(i) . . . . .					
<b>b</b> "Endowment" alternative test - enter 2/3 of minimum investment return shown in Part X, line 6 for each year listed . . . . .					
<b>c</b> "Support" alternative test - enter:					
<b>(1)</b> Total support other than gross investment income (interest, dividends, rents, payments on securities loans (section 512(a)(5)), or royalties) . . . . .					
<b>(2)</b> Support from general public and 5 or more exempt organizations as provided in section 4942(j)(3)(B)(iii) . . . . .					
<b>(3)</b> Largest amount of support from an exempt organization . . . . .					
<b>(4)</b> Gross investment income . . . . .					

**Part XV Supplementary Information** (Complete this part only if the foundation had \$5,000 or more in assets at any time during the year - see instructions.)**1 Information Regarding Foundation Managers:**

**a** List any managers of the foundation who have contributed more than 2% of the total contributions received by the foundation before the close of any tax year (but only if they have contributed more than \$5,000). (See section 507(d)(2).)

N/A

**b** List any managers of the foundation who own 10% or more of the stock of a corporation (or an equally large portion of the ownership of a partnership or other entity) of which the foundation has a 10% or greater interest.

N/A

**2 Information Regarding Contribution, Grant, Gift, Loan, Scholarship, etc., Programs:**

Check here ☒ if the foundation only makes contributions to preselected charitable organizations and does not accept unsolicited requests for funds. If the foundation makes gifts, grants, etc. (see instructions) to individuals or organizations under other conditions, complete items 2a, b, c, and d.

**a** The name, address, and telephone number or e-mail address of the person to whom applications should be addressed:

**b** The form in which applications should be submitted and information and materials they should include:

**c** Any submission deadlines:

**d** Any restrictions or limitations on awards, such as by geographical areas, charitable fields, kinds of institutions, or other factors:

**Part XV** Supplementary Information (continued)**3 Grants and Contributions Paid During the Year or Approved for Future Payment**

Recipient Name and address (home or business)	If recipient is an individual, show any relationship to any foundation manager or substantial contributor	Foundation status of recipient	Purpose of grant or contribution	Amount
<b>a Paid during the year</b>				
LOUIS BENNETT PUBLIC LIBRARY 148 COURT AVE Weston WV 26452	NONE	PC	GENERAL -	10,000.
BRIDGEPORT PRESBYTERIAN CHURCH 1 JOHN CALVIN DR Bridgeport WV 26330	NONE	PC	GENERAL	7,000.
HEALTH ACCESS INC 489 WASHINGTON AVE Clarksburg WV 26301	NONE	PC	GENERAL	21,209.
SOUTHERN AREA PUBLIC LIBRARY MAIN ST & CHURCH CIR Lost Creek WV 26385	NONE	PC	GENERAL	5,000.
HARRISON-CLARKSBURG HEALTH DEPARTMENT 330 WEST MAIN STREET Clarksburg WV 26301	NONE	PC	GENERAL	5,000.
SUSAN DEW HOFF MEMORIAL CLINIC, INC. 925 LIBERTY AVE West Milford WV 26451	NONE	PC	GENERAL	20,000.
<b>Total</b> . . . . .			<b>3a</b>	<b>68,209.</b>
<b>b Approved for future payment</b>				
<b>Total</b> . . . . .			<b>3b</b>	

<b>Part XVI-A</b>	<b>Analysis of Income-Producing Activities</b>
-------------------	--

Enter gross amounts unless otherwise indicated

Enter gross amounts unless otherwise indicated		Unrelated business income		Excluded by section 512, 513, or 514		(e)
		(a) Business code	(b) Amount	(c) Exclusion code	(d) Amount	Related or exempt function income (See instructions )
<b>1</b> Program service revenue						
a _____						
b _____						
c _____						
d _____						
e _____						
f _____						
g Fees and contracts from government agencies						
<b>2</b> Membership dues and assessments . . . . .						
<b>3</b> Interest on savings and temporary cash investments . . . . .						
<b>4</b> Dividends and interest from securities . . . . .				14	29,723.	
<b>5</b> Net rental income or (loss) from real estate						
a Debt-financed property . . . . .						
b Not debt-financed property . . . . .						
<b>6</b> Net rental income or (loss) from personal property . . . . .						
<b>7</b> Other investment income . . . . .						
<b>8</b> Gain or (loss) from sales of assets other than inventory . . . . .				18	13,338.	
<b>9</b> Net income or (loss) from special events . . . . .						
<b>10</b> Gross profit or (loss) from sales of inventory . . . . .						
<b>11</b> Other revenue a _____						
b DEFERRED INCOME				14	-714.	
c TAX REFUND				14	5,166.	
d _____						
e _____						
<b>12</b> Subtotal. Add columns (b), (d), and (e) . . . . .					47,513.	
<b>13</b> Total. Add line 12, columns (b), (d), and (e) . . . . .					13	47,513.

Part XVI-B	Relationship of Activities to the Accomplishment of Exempt Purposes

[illegible]



GEORGE F & ELAH P EVANS FNDN TR XXXXXXXX7-PF

57-6218604

FORM 990PF, PART I - DIVIDENDS AND INTEREST FROM SECURITIES  
=====

DESCRIPTION -----	REVENUE AND EXPENSES PER BOOKS -----	NET INVESTMENT INCOME -----
DIVIDENDS AND INTEREST FROM SECURITIES	29,723.	29,504.
	-----	-----
TOTAL	29,723.	29,504.
	=====	=====

FORM 990PF, PART I - OTHER INCOME  
=====

DESCRIPTION -----	REVENUE AND EXPENSES PER BOOKS -----
DEFERRED INCOME	-714.
TAX REFUND	5,166.
	-----
TOTALS	4,452.
	=====



GEORGE F & ELAH P EVANS FNDN TR XXXXXXXX7-PF

57-6218604

FORM 990PF, PART I - TAXES

=====

DESCRIPTION -----	REVENUE AND EXPENSES PER BOOKS -----	NET INVESTMENT INCOME -----
FEDERAL INCOME TAXES	3,730.	
FOREIGN TAXES WITHHELD	378.	378.
	-----	-----
TOTALS	4,108.	378.
	=====	=====

E

FQR5I3 501G 06/28/2017 01:32:28

XXXXXXXX7-PF

18

STATEMENT 3



GEORGE F & ELAH P EVANS FOUNDATION ACCT R73574007  
For the Period 1/1/16 to 12/31/16

## Account Summary

### PRINCIPAL

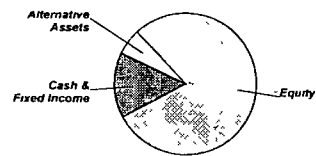
Asset Allocation	Beginning Market Value	Ending Market Value	Change In Value	Estimated Annual Income	Current Allocation
Equity	1,138,998 74	1,113,501 64	(25,497 10)	22,765 75	79%
Alternative Assets	110,378 61	85,990 54	(24,388 07)	932 54	6%
Cash & Fixed Income	159,072 33	208,613 05	49,540 72	7,616 81	15%
Market Value	\$1,408,449 68	\$1,408,105 23	(\$344 45)	\$31,315 10	100%

### INCOME

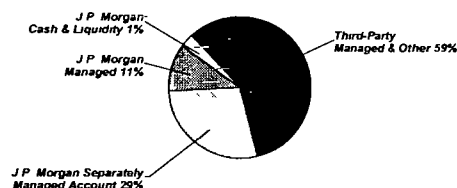
Cash Position	Beginning Market Value	Ending Market Value	Change In Value
Cash Balance	11,034 93	6,579 04	(4,455 89)
Accruals	1,346 81	1,388 72	41 91
Market Value	\$12,381 74	\$7,967 76	(\$4,413 98)

\* J P Morgan Managed includes mutual funds, other registered funds and hedge funds managed by J P Morgan and structured products issued by J P Morgan J P Morgan Separately Managed Account includes fixed income, equity, and alternative separately managed accounts managed by J P Morgan Third-Party Managed & Other includes mutual funds, exchange traded funds, hedge funds, and separately managed accounts managed by parties other than J P Morgan, separately managed accounts managed by J P Morgan where a party other than J P Morgan is the appointed investment advisor, structured products and exchange traded notes issued by parties other than J P Morgan, investment conduits investing in non-J P Morgan managed hedge funds, where J P Morgan is solely administrator to the conduit, and other investments not managed or issued by J P Morgan J P Morgan Cash & Liquidity Funds includes cash, J P Morgan deposit sweeps and J P Morgan money market mutual funds See important information about investment principles and conflicts in the disclosures section

### Asset Allocation \*



### Manager Allocation \*





GEORGE F & ELAH P EVANS FOUNDATION ACCT R73574007  
For the Period 1/1/16 to 12/31/16

## Account Summary CONTINUED

	PRINCIPAL		INCOME	
Portfolio Activity	Current Period Value	Year-to-Date Value	Current Period Value	Year-to-Date Value
Beginning Market Value	1,408,449.68	1,408,449.68	11,034.93	11,034.93
Additions	5,165.64	5,165.64	50,482.00	50,482.00
Withdrawals & Fees	(55,781.85)	(55,781.85)	(83,803.00)	(83,803.00)
Securities Transferred In	11,419.46	11,419.46	--	--
Securities Transferred Out	(11,874.28)	(11,874.28)	--	--
Net Additions/Withdrawals	(\$51,071.03)	(\$51,071.03)	(\$33,321.00)	(\$33,321.00)
Income			28,655.64	28,655.64
Change In Investment Value	50,726.58	50,726.58	209.47	209.47
Ending Market Value	\$1,408,105.23	\$1,408,105.23	\$6,579.04	\$6,579.04
Accruals	--	--	1,388.72	1,388.72
Market Value with Accruals	--	--	\$7,967.76	\$7,967.76

Tax Summary	Current Period Value	Year-to-Date Value
Domestic Dividends/Distributions	27,618.43	27,618.43
Foreign Dividends	868.33	868.33
Interest Income	168.88	168.88
Taxable Income	\$28,655.64	\$28,655.64

	Current Period Value	Year-to-Date Value
LT Capital Gain Distributions	1,671.18	1,671.18
ST Realized Gain/Loss	(4,885.52)	(4,885.52)
LT Realized Gain/Loss	17,147.60	17,147.60
Realized Gain/Loss	\$13,933.26	\$13,933.26

	To-Date Value
Unrealized Gain/Loss	\$121,103.54

J.P.Morgan



GEORGE F & ELAH P EVANS FOUNDATION ACCT R73574007  
For the Period 1/1/16 to 12/31/16

## Account Summary CONTINUED

Cost Summary		Cost
Equity		990,795 48
Cash & Fixed Income		207,647 70
Total		\$1,198,443 18



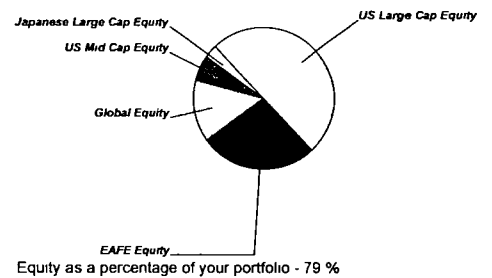
GEORGE F & ELAH P EVANS FOUNDATION ACCT R73574007  
For the Period 1/1/16 to 12/31/16

## Equity Summary

Asset Categories	Beginning Market Value	Ending Market Value	Change In Value	Current Allocation
US Large Cap Equity	523,511.66	573,010.25	49,498.59	40%
US Mid Cap Equity	113,674.41	67,624.06	(46,050.35)	5%
EAFE Equity	312,182.10	293,044.43	(19,137.67)	21%
European Large Cap Equity	14,215.80	0.00	(14,215.80)	
Japanese Large Cap Equity	26,591.78	23,658.86	(2,932.92)	2%
Global Equity	148,822.99	156,164.04	7,341.05	11%
<b>Total Value</b>	<b>\$1,138,998.74</b>	<b>\$1,113,501.64</b>	<b>(\$25,497.10)</b>	<b>79%</b>

Market Value/Cost	Current Period Value
Market Value	1,113,501.64
Tax Cost	990,795.48
Unrealized Gain/Loss	122,706.16
Estimated Annual Income	22,765.75
Accrued Dividends	1,388.72
Yield	2.04%

Asset Categories





GEORGE F & ELAH P EVANS FOUNDATION ACCT R73574007  
For the Period 1/1/16 to 12/31/16

Note P indicates position adjusted for Pending Trade Activity

## Equity Detail

	Price	Quantity	Value	Adjusted Tax Cost Original Cost	Unrealized Gain/Loss	Est Annual Inc Accrued Div	Yield
<b>US Large Cap Equity</b>							
ABBOTT LABORATORIES 002824-10-0 ABT	38 41	45 000	1,728 45	2,060 46	(332 01)	47 70	2 76%
ACCENTURE PLC-CL A G1151C-10-1 ACN	117 13	37 000	4,333 81	3,106 91	1,226 90	89 54	2 07%
ADOBE SYSTEMS INC 00724F-10-1 ADBE	102 95	37 000	3,809 15	1,359 59	2,449 56		
AETNA INC 00817Y-10-8 AET	124 01	30 000	3,720 30	3,119 50	600 80	30 00	0 81%
AGILENT TECHNOLOGIES INC 00846U-10-1 A	45 56	34 000	1,549 04	1,545 64	3 40	17 95 4 49	1 16%
ALEXION PHARMACEUTICALS INC 015351-10-9 ALXN	122 35	20 000	2,447 00	3,108 19	(661 19)		
ALLEGION PLC G0176J-10-9 ALLE	64 00	39 000	2,496 00	2,553 22	(57 22)	18 72	0 75%
ALLERGAN PLC G0177J-10-8 AGN	210 01	31 000	6,510 31	8,708 55	(2,198 24)	86 80	1 33%
ALPHABET INC/CA-CL C 02079K-10-7 GOOG	771 82	14 000	10,805 48	6,738 94	4,066 54		
ALPHABET INC/CA-CL A 02079K-30-5 GOOG L	792 45	7 000	5,547 15	4,420 40	1,126 75		
AMAZON COM INC 023135-10-6 AMZN	749 87	12 000	8,998 44	4,923 41	4,175 03		

J.P.Morgan



GEORGE F & ELAH P EVANS FOUNDATION ACCT R73574007  
For the Period 1/1/16 to 12/31/16

	Price	Quantity	Value	Adjusted Tax Cost Original Cost	Unrealized Gain/Loss	Est Annual Inc Accrued Div	Yield
<b>US Large Cap Equity</b>							
AMERICAN INTERNATIONAL GROUP 026874-78-4 AIG	65 31	66 000	4,310 46	3,747 96	562 50	84 48	1 96%
ANADARKO PETROLEUM CORP 032511-10-7 APC	69 73	24 000	1,673 52	1,707 60	(34 08)	4 80	0 29%
ANALOG DEVICES INC 032654-10-5 ADI	72 62	46 000	3,340 52	2,937 59	402 93	77 28	2 31%
APPLE INC 037833-10-0 AAPL	115 82	118 000	13,666 76	5,429 92	8,236 84	269 04	1 97%
AT&T INC 00206R-10-2 T	42 53	104 000	4,423 12	3,586 21	836 91	203 84	4 61%
BANK OF AMERICA CORP 060505-10-4 BAC	22 10	310 000	6,851 00	3,971 69	2,879 31	93 00	1 36%
BANK OF NEW YORK MELLON CORP 064058-10-0 BK	47 38	44 000	2,084 72	1,927 86	156 86	33 44	1 60%
BIOGEN INC 09062X-10-3 BIIB	283 58	9 000	2,552 22	1,763 95	788 27		
BLACKROCK INC 09247X-10-1 BLK	380 54	10 000	3,805 40	3,373 25	432 15	91 60	2 41%
BOSTON SCIENTIFIC CORP 101137-10-7 BSX	21 63	189 000	4,088 07	4,123 59	(35 52)		
BRISTOL-MYERS SQUIBB CO 110122-10-6 BMY	58 44	62 000	3,623 28	2,960 91	662 37	96 72	2 67%
BROADCOM LTD Y09827-10-9 AVGO	176 77	58 000	10,252 66	2,728 64	7,524 02	236 64	2 31%
CARNIVAL CORP 143658-30-0 CCL	52 06	47 000	2,446 82	2,452 13	(5 31)	65 80	2 69%

J.P.Morgan



GEORGE F & ELAH P EVANS FOUNDATION ACCT R73574007  
For the Period 1/1/16 to 12/31/16

	Pnce	Quantity	Value	Adjusted Tax Cost Original Cost	Unrealized Gain/Loss	Est Annual Inc Accrued Div	Yield
<b>US Large Cap Equity</b>							
CELGENE CORP 151020-10-4 CELG	115 75	30 000	3,472 50	3,243 62	228 88		
CHARTER COMMUNICATIONS INC-A 16119P-10-8 CHTR	287 92	16 000	4,606 72	3,946 05	660 67		
CHUBB LTD H1467J-10-4 CB	132 12	50 000	6,606 00	3,662 79	2,943 21	138 00 29 32	2 09%
CITIGROUP INC 172967-42-4 C	59 43	80 000	4,754 40	3,616 30	1,138 10	51 20	1 08%
CMS ENERGY CORP 125896-10-0 CMS	41 62	59 000	2,455 58	2,049 55	406 03	73 16	2 98%
COMCAST CORP-CLASS A 20030N-10-1 CMCS A	69 05	48 000	3,314 40	1,900 01	1,414 39	52 80 13 20	1 59%
CONCHO RESOURCES INC 20605P-10-1 CXO	132 60	16 000	2,121 60	1,922 26	199 34		
COSTCO WHOLESALE CORP 22160K-10-5 COST	160 11	18 000	2,881 98	2,346 57	535 41	32 40	1 12%
DISCOVER FINANCIAL SERVICES 254709-10-8 DFS	72 09	54 000	3,892 86	2,952 17	940 69	64 80	1 66%
DISH NETWORK CORP-A 25470M-10-9 DISH	57 93	47 000	2,722 71	2,341 79	380 92		
DOW CHEMICAL CO/THE 260543-10-3 DOW	57 22	59 000	3,375 98	3,132 64	243 34	108 56 27 14	3 22%
EASTMAN CHEMICAL CO 277432-10-0 EMN	75 21	39 000	2,933 19	2,518 99	414 20	79 56 19 89	2 71%
ELI LILLY & CO 532457-10-8 LLY	73 55	62 000	4,560 10	5,087 36	(527 26)	128 96	2 83%





GEORGE F & ELAH P EVANS FOUNDATION ACCT R73574007  
For the Period 1/1/16 to 12/31/16

	Price	Quantity	Value	Adjusted Tax Cost Original Cost	Unrealized Gain/Loss	Est Annual Inc Accrued Div	Yield
<b>US Large Cap Equity</b>							
EOG RESOURCES INC 26875P-10-1 EOG	101 10	80 000	8,088 00	6,634 69	1,453 31	53 60	0 66%
EQT CORP 26884L-10-9 EQT	65 40	37 000	2,419 80	2,662 79	(242 99)	4 44	0 18%
FACEBOOK INC-A 30303M-10-2 FB	115 05	64 000	7,363 20	5,221 82	2,141 38		
FIDELITY NATIONAL INFO SERV 31620M-10-6 FIS	75 64	49 000	3,706 36	3,110 59	595 77	50 96	1 37%
GENERAL MOTORS CO 37045V-10-0 GM	34 84	118 000	4,111 12	3,476 90	634 22	179 36	4 36%
GENERAL DYNAMICS CORP 369550-10-8 GD	172 66	16 000	2,762 56	2,436 26	326 30	-48 64	1 76%
GENERAL ELECTRIC CO 369604-10-3 GE	31 60	234 000	7,394 40	6,358 66	1,035 54	224 64 56 16	3 04%
GILEAD SCIENCES INC 375558-10-3 GILD	71 61	26 000	1,861 86	2,477 04	(615 18)	48 88	2 63%
GOLDMAN SACHS GROUP INC 38141G-10-4 GS	239 45	16 000	3,831 20	2,415 75	1 415 45	41 60	1 09%
HARTFORD FINANCIAL SVCS-GRP 416515-10-4 HIG	47 65	74 000	3,526 10	2,838 04	688 06	68 08 13 34	1 93%
HOME DEPOT INC 437076-10-2 HD	134 08	58 000	7,776 64	2,977 57	4,799 07	160 08	2 06%
HONEYWELL INTERNATIONAL INC 438516-10-6 HON	115 85	74 000	8,572 90	4,514 76	4,058 14	196 84	2 30%
HUMANA INC 444859-10-2 HUM	204 03	10 000	2,040 30	1,817 72	222 58	11 60	0 57%



GEORGE F & ELAH P EVANS FOUNDATION ACCT R73574007  
For the Period 1/1/16 to 12/31/16

	Price	Quantity	Value	Adjusted Tax Cost Original Cost	Unrealized Gain/Loss	Est Annual Inc Accrued Div	Yield
<b>US Large Cap Equity</b>							
ILLUMINA INC 452327-10-9 ILMN	128 04	11 000	1,408 44	2,001 12	(592 68)		
JOHNSON CONTROLS INTERNATIONAL PLC G51502-10-5 JCI	41 19	55 000	2,265 45	2,607 42	(341 97)	55 00 13 75	2 43%
KEYCORP 493267-10-8 KEY	18 27	161 000	2,941 47	1,772 22	1 169 25	54 74	1 86%
P KIMBERLY-CLARK CORP 494368-10-3 KMB	114 12	8 000	912 96	1,026 52	(113 56)	29 44 16 56	3 22%
LAM RESEARCH CORP 512807-10-8 LRCX	105 73	20 000	2 114 60	1,639 88	474 72	36 00 9 00	1 70%
LENNOX INTERNATIONAL INC 526107-10-7 LII	153 17	17 000	2,603 89	2,082 34	521 55	29 24 7 31	1 12%
LOWE'S COS INC 548661-10-7 LOW	71 12	70 000	4,978 40	1,388 19	3,590 21	98 00	1 97%
MARSH & MCLENNAN COS 571748-10-2 MMC	67 59	31 000	2,095 29	1,541 27	554 02	42 16	2 01%
MARTIN MARIETTA MATERIALS 573284-10-6 MLM	221 53	15 000	3,322 95	2,525 05	797 90	25 20	0 76%
MASCO CORP 574599-10-6 MAS	31 62	100 000	3,162 00	1,492 25	1,669 75	40 00	1 27%
MASTERCARD INC-CLASS A 57636Q-10-4 MA	103 25	66 000	6,814 50	3 119 25	3 695 25	58 08	0 85%
MERCK & CO INC. 58933Y-10-5 MRK	58 87	59 000	3,473 33	3,729 60	(256 27)	110 92 27 73	3 19%
METLIFE INC 59156R-10-8 MET	53 89	72 000	3,880 08	2,288 57	1,591 51	115 20	2 97%



GEORGE F & ELAH P EVANS FOUNDATION ACCT R73574007  
For the Period 1/1/16 to 12/31/16

	Price	Quantity	Value	Adjusted Tax Cost Original Cost	Unrealized Gain/Loss	Est Annual Inc Accrued Div	Yield
<b>US Large Cap Equity</b>							
MICROSOFT CORP 594918-10-4 MSFT	62 14	237 000	14,727 18	8,524 83	6,202.35	369 72	2 51%
MOLSON COORS BREWING CO -B 60871R-20-9 TAP	97 31	40 000	3,892 40	3,115 77	776 63	65 60	1 69%
MONDELEZ INTERNATIONAL INC-A 609207-10-5 MDLZ	44 33	126 000	5,585 58	3,994 39	1,591 19	95 76 23 94	1 71%
MORGAN STANLEY 617446-44-8 MS	42 25	215 000	9,083 75	5,808 87	3,274 88	172 00	1 89%
NEXTERA ENERGY INC 65339F-10-1 NEE	119 46	16 000	1,911 36	2,003 60	(92 24)	55 68	2 91%
NISOURCE INC 65473P-10-5 NI	22 14	118 000	2,612 52	1,765 69	846 83	77 88	2 98%
NORTHROP GRUMMAN CORP 666807-10-2 NOC	232 58	8 000	1,860 64	1,689 49	171 15	28 80	1 55%
O'REILLY AUTOMOTIVE INC 67103H-10-7 ORLY	278 41	8 000	2,227 28	2,143 93	83 35		
OCCIDENTAL PETROLEUM CORP 674599-10-5 OXY	71 23	84 000	5,983 32	7,154 84	(1,171 52)	255 36 63 84	4 27%
PEPSICO INC 713448-10-8 PEP	104 63	50 000	5,231 50	4,847 12	384 38	150 50 37 63	2 88%
PFIZER INC 717081-10-3 PFE	32 48	189 000	6,138 72	6,511 34	(372.62)	241 92	3 94%
PIONEER NATURAL RESOURCES CO 723787-10-7 PXD	180 07	31 000	5,582 17	4,452 01	1,130 16	2 48	0 04%
PPG INDUSTRIES INC 693506-10-7 PPG	94 76	23 000	2,179 48	2,257 78	(78 30)	36 80	1 69%



GEORGE F & ELAH P EVANS FOUNDATION ACCT R73574007  
For the Period 1/1/16 to 12/31/16

	Pnce	Quantity	Value	Adjusted Tax Cost Original Cost	Unrealized Gain/Loss	Est Annual Inc Accrued Div	Yield
<b>US Large Cap Equity</b>							
PROCTER & GAMBLE CO/THE 742718-10-9 PG	84 08	37 000	3,110 96	2,491 47	619 49	99 08	3 19%
SCHLUMBERGER LTD 806857-10-8 SLB	83 95	29 000	2,434 55	2,317 78	116 77	58 00 24 00	2 38%
SCHWAB (CHARLES) CORP 808513-10-5 SCHW	39 47	71 000	2,802 37	2,089 33	713 04	19 88	0 71%
SPDR S&P-500 ETF TRUST 78462F-10-3 SPY	223 53	706 000	157,812 18	136,789 43	21,022 75	3,204 53 938 22	2 03%
STANLEY BLACK & DECKER INC 854502-10-1 SWK	114 69	41 000	4,702 29	4,021 62	680 67	95 12	2 02%
SVB FINANCIAL GROUP 78486Q-10-1 SIVB	171 66	15 000	2,574 90	1,888 23	686 67		
T-MOBILE US INC 872590-10-4 TMUS	57 51	33 000	1,897 83	1,329 06	568 77		
TEXAS INSTRUMENTS INC. 882508-10-4 TXN	72 97	64 000	4,670 08	3,408 24	1,261 84	128 00	2 74%
P THE KRAFT HEINZ CO 500754-10-6 KHC	87 32	32 000	2,794 24	2,677 14	117 10	76 80	2 75%
TIME WARNER INC 887317-30-3 TWX	96 53	22 000	2,123 66	970 97	1,152 69	35 42	1 67%
TJX COMPANIES INC 872540-10-9 TJX	75 13	61 000	4,582 93	4,043 55	539 38	63 44	1 38%
TRANSCANADA CORP 89353D-10-7 TRP	45 15	74 000	3,341 10	3 312 18	28 92	124 91 26 54	3 74%
TWENTY-FIRST CENTURY FOX-A 90130A-10-1 FOXA	28 04	92 000	2,579 68	2,952 07	(372 39)	33 12	1 28%



GEORGE F & ELAHP EVANS FOUNDATION ACCT R73574007  
For the Period 1/1/16 to 12/31/16

	Pnce	Quantity	Value	Adjusted Tax Cost Original Cost	Unrealized Gain/Loss	Est Annual Inc Accrued Div	Yield
<b>US Large Cap Equity</b>							
UNION PACIFIC CORP 907818-10-8 UNP	103 68	22 000	2,280 96	2,080 91	200 05	53 24	2 33%
UNITEDHEALTH GROUP INC 91324P-10-2 UNH	160 04	65 000	10,402 60	5,429 02	4,973 58	162 50	1 56%
UNITED CONTINENTAL HOLDINGS 910047-10-9 UAL	72 88	48 000	3,498 24	2,262 97	1,235 27		
VERTEX PHARMACEUTICALS INC 92532F-10-0 VRTX	73 67	31 000	2,283 77	2,962 07	(678 30)		
VISA INC-CLASS A SHARES 92826C-83-9 V	78 02	38 000	2,964 76	2,918 22	46 54	25 08	0 85%
WALT DISNEY CO/THE 254687-10-6 DIS	104 22	70 000	7,295 40	6,836 60	458 80	109 20 36 66	1 50%
WASTE CONNECTIONS INC 94106B-10-1 WCN	78 59	30 000	2,357 70	2,269 12	88 58	21 60	0 92%
WELLS FARGO & CO 949746-10-1 WFC	55 11	145 000	7,990 95	4,854 19	3,136 76	220 40	2 76%
WEX INC 96208T-10-4 WEX	111 60	21 000	2,343 60	1,947 74	395 86		
WORKDAY INC-CLASS A 98138H-10-1 WDAY	66 09	17 000	1,123 53	1,402 78	(279 25)		
YUM! BRANDS INC 988498-10-1 YUM	63 33	29 000	1,836 57	1,618 04	218 53	34 80	1 89%
Total US Large Cap Equity			\$573,010 25	\$452,275 07	\$120,735 18	\$10,177 11 \$1,388 72	1 78%



GEORGE F & ELAH P EVANS FOUNDATION ACCT R73574007  
For the Period 1/1/16 to 12/31/16

	Price	Quantity	Value	Adjusted Tax Cost Original Cost	Unrealized Gain/Loss	Est Annual Inc Accrued Div	Yield
<b>US Mid Cap Equity</b>							
ISHARES CORE S&P MIDCAP ETF 464287-50-7 IJH	165 34	409 000	67,624 06	50,573 39	17,050 67	1,079 35	1 60%
<b>EAFE Equity</b>							
ARTISAN INTL VALUE FD-ADV 04314H-66-7 APDK X	32 41	1,031 202	33,421 26	28,146 61	5,274 65		
ARTISAN INTERNATIONAL FD-ADV 04314H-67-5 APDI X	25 57	2,568 754	65,683 04	78,475 00	(12,791 96)	950 43	1 45%
DODGE & COX INTL STOCK FD 256206-10-3 DODF X	38 10	1,610 547	61,361 84	66,102 38	(4,740 54)	1,370 57	2 23%
ISHARES MSCI EAFE INDEX FUND 464287-46-5 EFA	57 73	1,919 000	110,783 87	117,605 09	(6,821 22)	3,398 54	3 07%
T ROWE PRICE OVERSEAS STOCK 77956H-75-7 TROS X	9 07	2,402 913	21,794 42	24,750 00	(2,955 58)		
Total EAFE Equity			\$293,044 43	\$315,079 08	(\$22,034 65)	\$5,719 54	1 95%
<b>Japanese Large Cap Equity</b>							
BROWN ADV-JAPAN ALPHA OPP-JS 115233-57-9 BAFJ X	9 68	2,444 097	23,658 86	26,925 56	(3,266 70)	2,319 44	9 80%



GEORGE F & ELAH P EVANS FOUNDATION ACCT R73574007  
For the Period 1/1/16 to 12/31/16

	Price	Quantity	Value	Adjusted Tax Cost Original Cost	Unrealized Gain/Loss	Est Annual Inc Accrued Div	Yield-
<b>Global Equity</b>							
JPM GLBL RES ENH INDEX FD - SEL FUND 3457 46637K-51-3 JEIT X	18.72	8,342.096	156,164.04	145,942.38	10,221.66	3,470.31	2.22%



GEORGE F & ELAH P EVANS FOUNDATION ACCT R73574007  
For the Period 1/1/16 to 12/31/16

## Alternative Assets Summary

Asset Categories	Beginning Estimated Value	Ending Estimated Value	Change In Value	Current Allocation
Hedge Funds	110,378 61	85,990 54	(24 388 07)	6%

## Alternative Assets Detail

	Pnce	Quantity	Estimated Value	Cost
<b>Hedge Funds</b>				
CHILTON STRATEGIC EUROPEAN EQUITIES FD 00771X-43-5 CHEU X	10 25	1,468 127	15,048 30	14,740 00
CRM LONG/SHORT OPPORTUNITIES FUND 12628J-88-1 CRIH X	9 90	1,481 407	14,665 93	14,740 00
EQUINOX CAMPBELL STRATEGY-I 29446A-81-9 EBSI X	9 75	2,634 873	25,690 01	27,274 74
GOLDMAN SACHS STRAT INC-INST 38145C-64-6 GSZI X	9 64	1,415 394	13,644 40	15,072 77
PRUDENTIAL ABS RET BND-Z 74441J-82-9 PADZ X	9 64	1,757 458	16,941 90	16,731 00
<b>Total Hedge Funds</b>			<b>\$85,990 54</b>	<b>\$88,558 51</b>





GEORGE F & ELAH P EVANS FOUNDATION ACCT R73574007  
For the Period 1/1/16 to 12/31/16

## Cash & Fixed Income Summary

Asset Categories	Beginning Market Value	Ending Market Value	Change In Value	Current Allocation
Cash	25,524.27	19,506.53	(6,017.74)	1%
US Fixed Income	133,548.06	162,096.87	28,548.81	12%
Non-US Fixed Income	0.00	27,009.65	27,009.65	2%
<b>Total Value</b>	<b>\$159,072.33</b>	<b>\$208,613.05</b>	<b>\$49,540.72</b>	<b>15%</b>

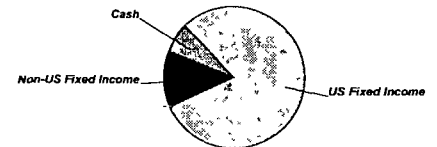
Market Value/Cost	Current Period Value
Market Value	208,613.05
Tax Cost	207,647.70
Unrealized Gain/Loss	965.35
Estimated Annual Income	7,616.81
Yield	3.65%

### SUMMARY BY MATURITY

Cash & Fixed Income	Market Value	% of Cash & Fixed Income
0-6 months <sup>1</sup>	208,613.05	100%

<sup>1</sup> The years indicate the number of years until the bond is scheduled to mature based on the statement end date. Some bonds may be called, or paid in full, before their stated maturity.

### Asset Categories



Cash & Fixed Income as a percentage of your portfolio - 15 %

### SUMMARY BY TYPE

Cash & Fixed Income	Market Value	% of Cash & Fixed Income
Cash	19,506.53	9%
Mutual Funds	189,106.52	91%
<b>Total Value</b>	<b>\$208,613.05</b>	<b>100%</b>

J.P. Morgan



GEORGE F & ELAH P EVANS FOUNDATION ACCT R73574007  
For the Period 1/1/16 to 12/31/16

Note <sup>1</sup> This is the Annual Percentage Yield (APY) which is the rate earned if balances remain on deposit for a full year with compounding, there is no change in the interest rate and all interest is left in the account

## Cash & Fixed Income Detail

	Price	Quantity	Value	Adjusted Tax Cost Original Cost	Unrealized Gain/Loss	Est Annual Income Accrued Interest	Yield
<b>Cash</b>							
US DOLLAR PRINCIPAL:	1 00	19,337 01	19,337 01	19,337 01		77 15	0 40% <sup>1</sup>
COST OF PENDING PURCHASES	1 00	(174 65)	(174 65)	(174 65)			
PROCEEDS FROM PENDING SALES	1 00	344 17	344 17	344 17			
Total Cash			\$19,506 53	\$19,506 53	\$0 00	\$77 15	0 40%
<b>US Fixed Income</b>							
PIMCO FD PAC INV MGMT SERIES HIGH YIELD FD - INSTL 693390-84-1	8 81	6,630 80	58,417 34	54,495 42	3,921 92	3,182 78	5 45%
VANGUARD TOTAL BOND MARKET INDEX FUND-ADM 921937-60-3	10 65	4,907 47	52,264 50	52,558 95	(294 45)	1,305 38	2 50%
DOUBLELINE TOTL RET BND-I 258620-10-3	10 62	2,415 16	25,648 95	26,798 25	(1,149 30)	963 64	3 76%
VANGUARD INTM TRM INV G-ADM 922031-81-0	9 64	2,672 83	25 766 08	26,113 55	(347 47)	777 79	3 02%
Total US Fixed Income			\$162,096.87	\$159,966 17	\$2,130 70	\$6,229.59	3 85%



GEORGE F & ELAH P EVANS FOUNDATION ACCT R73574007  
For the Period 1/1/16 to 12/31/16

	Price	Quantity	Value	Adjusted Tax Cost Original Cost	Unrealized Gain/Loss	Est. Annual Income Accrued Interest	Yield
<b>Non-US Fixed Income</b>							
MFS EMERGING MKTS DEBT FD-I 55273E-64-0	14.37	1,879.59	27,009.65	28,175.00	(1,165.35)	1,310.07	4.85%