









See a Social Security Number? Say Something!
Report Privacy Problems to <https://public.resource.org/privacy>
Or call the IRS Identity Theft Hotline at 1-800-908-4490



For calendar year 2016, or tax year beginning 01-01-2016, and ending 12-31-2016

Name of foundation Sidener Foundation		A Employer identification number 51-0189216	
Number and street (or P O box number if mail is not delivered to street address) 1829 Borman Circle Drive		Room/suite	B Telephone number (see instructions) (314) 991-0730
City or town, state or province, country, and ZIP or foreign postal code St Louis, MO 631464136		C If exemption application is pending, check here <input type="checkbox"/>	
G Check all that apply <input type="checkbox"/> Initial return <input type="checkbox"/> Final return <input type="checkbox"/> Address change <input type="checkbox"/> Initial return of a former public charity <input type="checkbox"/> Amended return <input type="checkbox"/> Name change		D 1. Foreign organizations, check here <input type="checkbox"/> 2. Foreign organizations meeting the 85% test, check here and attach computation <input type="checkbox"/>	
H Check type of organization <input checked="" type="checkbox"/> Section 501(c)(3) exempt private foundation <input type="checkbox"/> Section 4947(a)(1) nonexempt charitable trust <input type="checkbox"/> Other taxable private foundation		E If private foundation status was terminated under section 507(b)(1)(A), check here <input type="checkbox"/>	
I Fair market value of all assets at end of year (from Part II, col (c), line 16) \$ 2,406,328		F If the foundation is in a 60-month termination under section 507(b)(1)(B), check here <input type="checkbox"/>	
J Accounting method <input checked="" type="checkbox"/> Cash <input type="checkbox"/> Accrual <input type="checkbox"/> Other (specify) _____ (Part I, column (d) must be on cash basis)			

Part I Analysis of Revenue and Expenses (The total of amounts in columns (b), (c), and (d) may not necessarily equal the amounts in column (a) (see instructions))		(a) Revenue and expenses per books	(b) Net investment income	(c) Adjusted net income	(d) Disbursements for charitable purposes (cash basis only)
Revenue	1 Contributions, gifts, grants, etc , received (attach schedule)				
	2 Check <input type="checkbox"/> if the foundation is not required to attach Sch B				
	3 Interest on savings and temporary cash investments	130	130		
	4 Dividends and interest from securities	58,000	58,000		
	5a Gross rents				
	b Net rental income or (loss) _____				
	6a Net gain or (loss) from sale of assets not on line 10 	135,494			
	b Gross sales price for all assets on line 6a _____ 444,861				
	7 Capital gain net income (from Part IV, line 2)		135,494		
	8 Net short-term capital gain				
	9 Income modifications				
	10a Gross sales less returns and allowances _____				
Operating and Administrative Expenses	b Less Cost of goods sold				
	c Gross profit or (loss) (attach schedule)				
	11 Other income (attach schedule)	 -849	-849		
	12 Total. Add lines 1 through 11	192,775	192,775		
	13 Compensation of officers, directors, trustees, etc				
	14 Other employee salaries and wages				
	15 Pension plans, employee benefits				
	16a Legal fees (attach schedule)				
	b Accounting fees (attach schedule)	 4,485	4,485		
	c Other professional fees (attach schedule)	 9,231	9,231		
	17 Interest				
	18 Taxes (attach schedule) (see instructions)	 2,029	2,029		
	19 Depreciation (attach schedule) and depletion				
	20 Occupancy				
	21 Travel, conferences, and meetings				
	22 Printing and publications				
	23 Other expenses (attach schedule)	 213	180		33
	24 Total operating and administrative expenses. Add lines 13 through 23	15,958	15,925		33
	25 Contributions, gifts, grants paid	133,000			133,000
	26 Total expenses and disbursements. Add lines 24 and 25	148,958	15,925		133,033
	27 Subtract line 26 from line 12				
	a Excess of revenue over expenses and disbursements	43,817			
	b Net investment income (if negative, enter -0-)		176,850		
c Adjusted net income (if negative, enter -0-)					

Part II Balance Sheets		Attached schedules and amounts in the description column should be for end-of-year amounts only (See instructions)			Beginning of year	End of year	
		(a) Book Value	(b) Book Value	(c) Fair Market Value			
Assets	1	Cash—non-interest-bearing					
	2	Savings and temporary cash investments	75,389	197,720	197,438		
	3	Accounts receivable ▶ _____ Less allowance for doubtful accounts ▶ _____					
	4	Pledges receivable ▶ _____ Less allowance for doubtful accounts ▶ _____					
	5	Grants receivable					
	6	Receivables due from officers, directors, trustees, and other disqualified persons (attach schedule) (see instructions)					
	7	Other notes and loans receivable (attach schedule) ▶ _____ Less allowance for doubtful accounts ▶ _____					
	8	Inventories for sale or use					
	9	Prepaid expenses and deferred charges					
	10a	Investments—U S and state government obligations (attach schedule)					
	b	Investments—corporate stock (attach schedule)	1,886,901	1,808,387	2,208,890		
	c	Investments—corporate bonds (attach schedule)					
	11	Investments—land, buildings, and equipment basis ▶ _____ Less accumulated depreciation (attach schedule) ▶ _____					
	12	Investments—mortgage loans					
	13	Investments—other (attach schedule)					
	14	Land, buildings, and equipment basis ▶ _____ Less accumulated depreciation (attach schedule) ▶ _____					
15	Other assets (describe ▶ _____)						
16	Total assets (to be completed by all filers—see the instructions Also, see page 1, item I)	1,962,290	2,006,107	2,406,328			
Liabilities	17	Accounts payable and accrued expenses					
	18	Grants payable					
	19	Deferred revenue					
	20	Loans from officers, directors, trustees, and other disqualified persons					
	21	Mortgages and other notes payable (attach schedule)					
	22	Other liabilities (describe ▶ _____)					
	23	Total liabilities (add lines 17 through 22)		0			
Net Assets or Fund Balances	Foundations that follow SFAS 117, check here ▶ <input checked="" type="checkbox"/> and complete lines 24 through 26 and lines 30 and 31.						
	24	Unrestricted	1,962,290	2,006,107			
	25	Temporarily restricted					
	26	Permanently restricted					
	Foundations that do not follow SFAS 117, check here ▶ <input type="checkbox"/> and complete lines 27 through 31.						
	27	Capital stock, trust principal, or current funds					
	28	Paid-in or capital surplus, or land, bldg , and equipment fund					
	29	Retained earnings, accumulated income, endowment, or other funds					
	30	Total net assets or fund balances (see instructions)	1,962,290	2,006,107			
	31	Total liabilities and net assets/fund balances (see instructions) .	1,962,290	2,006,107			

Part III Analysis of Changes in Net Assets or Fund Balances			
1	Total net assets or fund balances at beginning of year—Part II, column (a), line 30 (must agree with end-of-year figure reported on prior year's return)	1	1,962,290
2	Enter amount from Part I, line 27a	2	43,817
3	Other increases not included in line 2 (itemize) ▶ _____	3	
4	Add lines 1, 2, and 3	4	2,006,107
5	Decreases not included in line 2 (itemize) ▶ _____	5	
6	Total net assets or fund balances at end of year (line 4 minus line 5)—Part II, column (b), line 30 .	6	2,006,107

Part IV Capital Gains and Losses for Tax on Investment Income

(a) List and describe the kind(s) of property sold (e g , real estate, 2-story brick warehouse, or common stock, 200 shs MLC Co)	(b) How acquired P—Purchase D—Donation	(c) Date acquired (mo , day, yr)	(d) Date sold (mo , day, yr)
1a See Additional Data Table			
b			
c			
d			
e			

(e) Gross sales price	(f) Depreciation allowed (or allowable)	(g) Cost or other basis plus expense of sale	(h) Gain or (loss) (e) plus (f) minus (g)
a See Additional Data Table			
b			
c			
d			
e			

Complete only for assets showing gain in column (h) and owned by the foundation on 12/31/69			(l) Gains (Col (h) gain minus col (k), but not less than -0-) or Losses (from col (h))
(i) F M V as of 12/31/69	(j) Adjusted basis as of 12/31/69	(k) Excess of col (i) over col (j), if any	
a See Additional Data Table			
b			
c			
d			
e			

2 Capital gain net income or (net capital loss)	<div> <div>If gain, also enter in Part I, line 7</div> <div>If (loss), enter -0- in Part I, line 7</div> </div>	2	135,494
3 Net short-term capital gain or (loss) as defined in sections 1222(5) and (6) If gain, also enter in Part I, line 8, column (c) (see instructions) If (loss), enter -0- in Part I, line 8		3	-997

Part V Qualification Under Section 4940(e) for Reduced Tax on Net Investment Income

(For optional use by domestic private foundations subject to the section 4940(a) tax on net investment income)

If section 4940(d)(2) applies, leave this part blank

Was the foundation liable for the section 4942 tax on the distributable amount of any year in the base period?



Yes



No

If "Yes," the foundation does not qualify under section 4940(e) Do not complete this part

1 Enter the appropriate amount in each column for each year, see instructions before making any entries

(a) Base period years Calendar year (or tax year beginning in)	(b) Adjusted qualifying distributions	(c) Net value of noncharitable-use assets	(d) Distribution ratio (col (b) divided by col (c))
2015	131,625	2,437,525	000 053999
2014	128,343	2,494,932	000 051441
2013	118,918	2,312,015	000 051435
2012	98,657	1,666,538	000 059199
2011	30,010	1,571,632	000 019095
2 Total of line 1, column (d)			2 000 235169
3 Average distribution ratio for the 5-year base period—divide the total on line 2 by 5, or by the number of years the foundation has been in existence if less than 5 years			3 000 047034
4 Enter the net value of noncharitable-use assets for 2016 from Part X, line 5			4 2,378,027
5 Multiply line 4 by line 3			5 111,848
6 Enter 1% of net investment income (1% of Part I, line 27b)			6 1,769
7 Add lines 5 and 6			7 113,617
8 Enter qualifying distributions from Part XII, line 4			8 133,033

If line 8 is equal to or greater than line 7, check the box in Part VI, line 1b, and complete that part using a 1% tax rate See the Part VI instructions

Part VI Excise Tax Based on Investment Income (Section 4940(a), 4940(b), 4940(e), or 4948—see instructions)

1a	Exempt operating foundations described in section 4940(d)(2), check here <input type="checkbox"/> and enter "N/A" on line 1 Date of ruling or determination letter _____ (attach copy of letter if necessary—see instructions)		
b	Domestic foundations that meet the section 4940(e) requirements in Part V, check here <input checked="" type="checkbox"/> and enter 1% of Part I, line 27b	1	1,769
c	All other domestic foundations enter 2% of line 27b. Exempt foreign organizations enter 4% of Part I, line 12, col (b)		
2	Tax under section 511 (domestic section 4947(a)(1) trusts and taxable foundations only. Others enter -0-)	2	
3	Add lines 1 and 2.	3	1,769
4	Subtitle A (income) tax (domestic section 4947(a)(1) trusts and taxable foundations only. Others enter -0-)	4	
5	Tax based on investment income. Subtract line 4 from line 3. If zero or less, enter -0-	5	1,769
6	Credits/Payments		
a	2016 estimated tax payments and 2015 overpayment credited to 2016	6a	1,415
b	Exempt foreign organizations—tax withheld at source	6b	
c	Tax paid with application for extension of time to file (Form 8868)	6c	
d	Backup withholding erroneously withheld	6d	
7	Total credits and payments. Add lines 6a through 6d.	7	1,415
8	Enter any penalty for underpayment of estimated tax. Check here <input type="checkbox"/> if Form 2220 is attached	8	
9	Tax due. If the total of lines 5 and 8 is more than line 7, enter amount owed	9	354
10	Overpayment. If line 7 is more than the total of lines 5 and 8, enter the amount overpaid	10	
11	Enter the amount of line 10 to be Credited to 2017 estimated tax <input type="checkbox"/> Refunded <input type="checkbox"/>	11	

Part VII-A Statements Regarding Activities

	Yes	No
1a During the tax year, did the foundation attempt to influence any national, state, or local legislation or did it participate or intervene in any political campaign?	1a	No
b Did it spend more than \$100 during the year (either directly or indirectly) for political purposes (see Instructions for definition)? <i>If the answer is "Yes" to 1a or 1b, attach a detailed description of the activities and copies of any materials published or distributed by the foundation in connection with the activities</i>	1b	No
c Did the foundation file Form 1120-POL for this year?	1c	No
d Enter the amount (if any) of tax on political expenditures (section 4955) imposed during the year (1) On the foundation \$ _____ (2) On foundation managers \$ _____		
e Enter the reimbursement (if any) paid by the foundation during the year for political expenditure tax imposed on foundation managers \$ _____		
2 Has the foundation engaged in any activities that have not previously been reported to the IRS? <i>If "Yes," attach a detailed description of the activities</i>	2	No
3 Has the foundation made any changes, not previously reported to the IRS, in its governing instrument, articles of incorporation, or bylaws, or other similar instruments? <i>If "Yes," attach a conformed copy of the changes</i>	3	No
4a Did the foundation have unrelated business gross income of \$1,000 or more during the year?	4a	No
b If "Yes," has it filed a tax return on Form 990-T for this year?	4b	
5 Was there a liquidation, termination, dissolution, or substantial contraction during the year? <i>If "Yes," attach the statement required by General Instruction T</i>	5	No
6 Are the requirements of section 508(e) (relating to sections 4941 through 4945) satisfied either • By language in the governing instrument, or • By state legislation that effectively amends the governing instrument so that no mandatory directions that conflict with the state law remain in the governing instrument?	6	Yes
7 Did the foundation have at least \$5,000 in assets at any time during the year? <i>If "Yes," complete Part II, col (c), and Part XV</i>	7	Yes
8a Enter the states to which the foundation reports or with which it is registered (see instructions) MO _____		
b If the answer is "Yes" to line 7, has the foundation furnished a copy of Form 990-PF to the Attorney General (or designate) of each state as required by General Instruction G? <i>If "No," attach explanation</i> .	8b	Yes
9 Is the foundation claiming status as a private operating foundation within the meaning of section 4942(j)(3) or 4942(j)(5) for calendar year 2016 or the taxable year beginning in 2016 (see instructions for Part XIV)? <i>If "Yes," complete Part XIV</i>	9	No
10 Did any persons become substantial contributors during the tax year? <i>If "Yes," attach a schedule listing their names and addresses</i>	10	No

Part VII-A Statements Regarding Activities (continued)

11	At any time during the year, did the foundation, directly or indirectly, own a controlled entity within the meaning of section 512(b)(13)? If "Yes," attach schedule (see instructions).	11		No
12	Did the foundation make a distribution to a donor advised fund over which the foundation or a disqualified person had advisory privileges? If "Yes," attach statement (see instructions)	12		No
13	Did the foundation comply with the public inspection requirements for its annual returns and exemption application? Website address ► N/A	13	Yes	
14	The books are in care of ► _____ Telephone no ► (314) 991-0730			

Located at **►** 1829 Borman Circle Drive St Louis MOZIP+4 **►** 63146

15	Section 4947(a)(1) nonexempt charitable trusts filing Form 990-PF in lieu of Form 1041 —Check here ► <input type="checkbox"/> and enter the amount of tax-exempt interest received or accrued during the year ► 15			
16	At any time during calendar year 2016, did the foundation have an interest in or a signature or other authority over a bank, securities, or other financial account in a foreign country? See instructions for exceptions and filing requirements for FinCEN Form 114, Report of Foreign Bank and Financial Accounts (FBAR) If "Yes," enter the name of the foreign country ►	16	Yes	No

Part VII-B Statements Regarding Activities for Which Form 4720 May Be Required**File Form 4720 if any item is checked in the "Yes" column, unless an exception applies.**

1a	During the year did the foundation (either directly or indirectly)		Yes	No
	(1) Engage in the sale or exchange, or leasing of property with a disqualified person? <input type="checkbox"/> Yes <input checked="" type="checkbox"/> No			
	(2) Borrow money from, lend money to, or otherwise extend credit to (or accept it from) a disqualified person? <input type="checkbox"/> Yes <input checked="" type="checkbox"/> No			
	(3) Furnish goods, services, or facilities to (or accept them from) a disqualified person? <input type="checkbox"/> Yes <input checked="" type="checkbox"/> No			
	(4) Pay compensation to, or pay or reimburse the expenses of, a disqualified person? <input type="checkbox"/> Yes <input checked="" type="checkbox"/> No			
	(5) Transfer any income or assets to a disqualified person (or make any of either available for the benefit or use of a disqualified person)? <input type="checkbox"/> Yes <input checked="" type="checkbox"/> No			
	(6) Agree to pay money or property to a government official? (Exception. Check "No" if the foundation agreed to make a grant to or to employ the official for a period after termination of government service, if terminating within 90 days). <input type="checkbox"/> Yes <input checked="" type="checkbox"/> No			
b	If any answer is "Yes" to 1a(1)–(6), did any of the acts fail to qualify under the exceptions described in Regulations section 53.4941(d)-3 or in a current notice regarding disaster assistance (see instructions)? <input type="checkbox"/> 1b			
c	Did the foundation engage in a prior year in any of the acts described in 1a, other than excepted acts, that were not corrected before the first day of the tax year beginning in 2016? <input type="checkbox"/> 1c			No
2	Taxes on failure to distribute income (section 4942) (does not apply for years the foundation was a private operating foundation defined in section 4942(j)(3) or 4942(j)(5))			
a	At the end of tax year 2016, did the foundation have any undistributed income (lines 6d and 6e, Part XIII) for tax year(s) beginning before 2016? <input type="checkbox"/> Yes <input checked="" type="checkbox"/> No If "Yes," list the years ► 20____, 20____, 20____, 20____			
b	Are there any years listed in 2a for which the foundation is not applying the provisions of section 4942(a)(2) (relating to incorrect valuation of assets) to the year's undistributed income? (If applying section 4942(a)(2) to all years listed, answer "No" and attach statement—see instructions). <input type="checkbox"/> 2b			
c	If the provisions of section 4942(a)(2) are being applied to any of the years listed in 2a, list the years here ► 20____, 20____, 20____, 20____			
3a	Did the foundation hold more than a 2% direct or indirect interest in any business enterprise at any time during the year? <input type="checkbox"/> Yes <input checked="" type="checkbox"/> No			
b	If "Yes," did it have excess business holdings in 2016 as a result of (1) any purchase by the foundation or disqualified persons after May 26, 1969, (2) the lapse of the 5-year period (or longer period approved by the Commissioner under section 4943(c)(7)) to dispose of holdings acquired by gift or bequest, or (3) the lapse of the 10-, 15-, or 20-year first phase holding period? (Use Schedule C, Form 4720, to determine if the foundation had excess business holdings in 2016). <input type="checkbox"/> 3b			
4a	Did the foundation invest during the year any amount in a manner that would jeopardize its charitable purposes?	4a		No
b	Did the foundation make any investment in a prior year (but after December 31, 1969) that could jeopardize its charitable purpose that had not been removed from jeopardy before the first day of the tax year beginning in 2016?	4b		No

Part VII-B Statements Regarding Activities for Which Form 4720 May Be Required (Continued)

5a During the year did the foundation pay or incur any amount to (1) Carry on propaganda, or otherwise attempt to influence legislation (section 4945(e))? <input type="checkbox"/> Yes <input checked="" type="checkbox"/> No (2) Influence the outcome of any specific public election (see section 4955), or to carry on, directly or indirectly, any voter registration drive? <input type="checkbox"/> Yes <input checked="" type="checkbox"/> No (3) Provide a grant to an individual for travel, study, or other similar purposes? <input type="checkbox"/> Yes <input checked="" type="checkbox"/> No (4) Provide a grant to an organization other than a charitable, etc., organization described in section 4945(d)(4)(A)? (see instructions). <input type="checkbox"/> Yes <input checked="" type="checkbox"/> No (5) Provide for any purpose other than religious, charitable, scientific, literary, or educational purposes, or for the prevention of cruelty to children or animals? <input type="checkbox"/> Yes <input checked="" type="checkbox"/> No b If any answer is "Yes" to 5a(1)–(5), did any of the transactions fail to qualify under the exceptions described in Regulations section 53.4945 or in a current notice regarding disaster assistance (see instructions)? <input type="checkbox"/> Yes <input checked="" type="checkbox"/> No Organizations relying on a current notice regarding disaster assistance check here. <input type="checkbox"/> Yes <input checked="" type="checkbox"/> No c If the answer is "Yes" to question 5a(4), does the foundation claim exemption from the tax because it maintained expenditure responsibility for the grant? <input type="checkbox"/> Yes <input checked="" type="checkbox"/> No <i>If "Yes," attach the statement required by Regulations section 53.4945–5(d)</i>	5b		
6a Did the foundation, during the year, receive any funds, directly or indirectly, to pay premiums on a personal benefit contract? <input type="checkbox"/> Yes <input checked="" type="checkbox"/> No b Did the foundation, during the year, pay premiums, directly or indirectly, on a personal benefit contract? <input type="checkbox"/> Yes <input checked="" type="checkbox"/> No <i>If "Yes" to 6b, file Form 8870</i>	6b		No
7a At any time during the tax year, was the foundation a party to a prohibited tax shelter transaction? <input type="checkbox"/> Yes <input checked="" type="checkbox"/> No b If yes, did the foundation receive any proceeds or have any net income attributable to the transaction? <input type="checkbox"/> Yes <input checked="" type="checkbox"/> No	7b		

Part VIII Information About Officers, Directors, Trustees, Foundation Managers, Highly Paid Employees, and Contractors

1 List all officers, directors, trustees, foundation managers and their compensation (see instructions).				
(a) Name and address	Title, and average hours per week (b) devoted to position	(c) Compensation (If not paid, enter -0-)	(d) Contributions to employee benefit plans and deferred compensation	Expense account, (e) other allowances
Roger Shannon 1504 Red Briar High Ridge, MO 63049	President 005 00	0		
LE Sidener II 20 Brookwood Rd St Louis, MO 63131	Secretary 005 00	0		
Jill Gray 538 Castle Ridge Drive Ballwin, MO 63021	Treasurer 005 00	0		
2 Compensation of five highest-paid employees (other than those included on line 1—see instructions). If none, enter "NONE."				
(a) Name and address of each employee paid more than \$50,000	Title, and average hours per week (b) devoted to position	(c) Compensation	(d) Contributions to employee benefit plans and deferred compensation	Expense account, (e) other allowances
Total number of other employees paid over \$50,000. <input type="checkbox"/> Yes <input checked="" type="checkbox"/> No				

Part VIII Information About Officers, Directors, Trustees, Foundation Managers, Highly Paid Employees, and Contractors *(continued)*

3 Five highest-paid independent contractors for professional services (see instructions). If none, enter "NONE".

(a) Name and address of each person paid more than \$50,000	(b) Type of service	(c) Compensation

Total number of others receiving over \$50,000 for professional services. ►

Part IX-A Summary of Direct Charitable Activities

List the foundation's four largest direct charitable activities during the tax year. Include relevant statistical information such as the number of organizations and other beneficiaries served, conferences convened, research papers produced, etc.

	Expenses
1 N/A	0
2	
3	
4	

Part IX-B Summary of Program-Related Investments (see instructions)

Describe the two largest program-related investments made by the foundation during the tax year on lines 1 and 2	Amount
1 N/A	
2	
All other program-related investments. See instructions.	
3	

Total. Add lines 1 through 3 ►

Part X Minimum Investment Return (All domestic foundations must complete this part. Foreign foundations, see instructions.)

1	Fair market value of assets not used (or held for use) directly in carrying out charitable, etc., purposes		
a	Average monthly fair market value of securities.	1a	2,269,440
b	Average of monthly cash balances.	1b	144,801
c	Fair market value of all other assets (see instructions).	1c	0
d	Total (add lines 1a, b, and c).	1d	2,414,241
e	Reduction claimed for blockage or other factors reported on lines 1a and 1c (attach detailed explanation).	1e	
2	Acquisition indebtedness applicable to line 1 assets.	2	
3	Subtract line 2 from line 1d.	3	2,414,241
4	Cash deemed held for charitable activities. Enter 1 1/2% of line 3 (for greater amount, see instructions).	4	36,214
5	Net value of noncharitable-use assets. Subtract line 4 from line 3. Enter here and on Part V, line 4.	5	2,378,027
6	Minimum investment return. Enter 5% of line 5.	6	118,901

Part XI Distributable Amount (see instructions) (Section 4942(j)(3) and (j)(5) private operating foundations and certain foreign organizations check here ☐ and do not complete this part.)

1	Minimum investment return from Part X, line 6.	1	118,901
2a	Tax on investment income for 2016 from Part VI, line 5.	2a	1,769
b	Income tax for 2016 (This does not include the tax from Part VI).	2b	
c	Add lines 2a and 2b.	2c	1,769
3	Distributable amount before adjustments. Subtract line 2c from line 1.	3	117,132
4	Recoveries of amounts treated as qualifying distributions.	4	
5	Add lines 3 and 4.	5	117,132
6	Deduction from distributable amount (see instructions).	6	
7	Distributable amount as adjusted. Subtract line 6 from line 5. Enter here and on Part XIII, line 1.	7	117,132

Part XII Qualifying Distributions (see instructions)

1	Amounts paid (including administrative expenses) to accomplish charitable, etc., purposes		
a	Expenses, contributions, gifts, etc.—total from Part I, column (d), line 26.	1a	133,033
b	Program-related investments—total from Part IX-B.	1b	
2	Amounts paid to acquire assets used (or held for use) directly in carrying out charitable, etc., purposes.	2	
3	Amounts set aside for specific charitable projects that satisfy the		
a	Suitability test (prior IRS approval required).	3a	
b	Cash distribution test (attach the required schedule).	3b	
4	Qualifying distributions. Add lines 1a through 3b. Enter here and on Part V, line 8, and Part XIII, line 4.	4	133,033
5	Foundations that qualify under section 4940(e) for the reduced rate of tax on net investment income. Enter 1% of Part I, line 27b (see instructions).	5	1,769
6	Adjusted qualifying distributions. Subtract line 5 from line 4.	6	131,264

Note: The amount on line 6 will be used in Part V, column (b), in subsequent years when calculating whether the foundation qualifies for the section 4940(e) reduction of tax in those years.

Part XIII Undistributed Income (see instructions)

	(a) Corpus	(b) Years prior to 2015	(c) 2015	(d) 2016
1 Distributable amount for 2016 from Part XI, line 7				117,132
2 Undistributed income, if any, as of the end of 2016				
a Enter amount for 2015 only.			28,635	
b Total for prior years 20____, 20____, 20____				
3 Excess distributions carryover, if any, to 2016				
a From 2011.				
b From 2012.				
c From 2013.				
d From 2014.				
e From 2015.				
f Total of lines 3a through e.				
4 Qualifying distributions for 2016 from Part XII, line 4 ▶ \$ <u>133,033</u>				
a Applied to 2015, but not more than line 2a			28,635	
b Applied to undistributed income of prior years (Election required—see instructions).				
c Treated as distributions out of corpus (Election required—see instructions).				
d Applied to 2016 distributable amount.				104,398
e Remaining amount distributed out of corpus				
5 Excess distributions carryover applied to 2016 (If an amount appears in column (d), the same amount must be shown in column (a))				
6 Enter the net total of each column as indicated below:				
a Corpus Add lines 3f, 4c, and 4e Subtract line 5				
b Prior years' undistributed income Subtract line 4b from line 2b				
c Enter the amount of prior years' undistributed income for which a notice of deficiency has been issued, or on which the section 4942(a) tax has been previously assessed.				
d Subtract line 6c from line 6b Taxable amount—see instructions				
e Undistributed income for 2015 Subtract line 4a from line 2a Taxable amount—see instructions				
f Undistributed income for 2016 Subtract lines 4d and 5 from line 1 This amount must be distributed in 2017				12,734
7 Amounts treated as distributions out of corpus to satisfy requirements imposed by section 170(b)(1)(F) or 4942(g)(3) (Election may be required - see instructions).				
8 Excess distributions carryover from 2011 not applied on line 5 or line 7 (see instructions).				
9 Excess distributions carryover to 2017. Subtract lines 7 and 8 from line 6a				
10 Analysis of line 9				
a Excess from 2012.				
b Excess from 2013.				
c Excess from 2014.				
d Excess from 2015.				
e Excess from 2016.				

Part XIV Private Operating Foundations (see instructions and Part VII-A, question 9)

1a If the foundation has received a ruling or determination letter that it is a private operating foundation, and the ruling is effective for 2016, enter the date of the ruling. ▶

b Check box to indicate whether the organization is a private operating foundation described in section ☐ 4942(j)(3) or ☐ 4942(j)(5)

2a Enter the lesser of the adjusted net income from Part I or the minimum investment return from Part X for each year listed

	Tax year	Prior 3 years			(e) Total
	(a) 2016	(b) 2015	(c) 2014	(d) 2013	
b 85% of line 2a					
c Qualifying distributions from Part XII, line 4 for each year listed					
d Amounts included in line 2c not used directly for active conduct of exempt activities					
e Qualifying distributions made directly for active conduct of exempt activities. Subtract line 2d from line 2c					
3 Complete 3a, b, or c for the alternative test relied upon					
a "Assets" alternative test—enter					
(1) Value of all assets					
(2) Value of assets qualifying under section 4942(j)(3)(B)(i)					
b "Endowment" alternative test— enter 2/3 of minimum investment return shown in Part X, line 6 for each year listed.					
c "Support" alternative test—enter					
(1) Total support other than gross investment income (interest, dividends, rents, payments on securities loans (section 512(a)(5)), or royalties)					
(2) Support from general public and 5 or more exempt organizations as provided in section 4942(j)(3)(B)(iii).					
(3) Largest amount of support from an exempt organization					
(4) Gross investment income					

Part XV Supplementary Information (Complete this part only if the organization had \$5,000 or more in assets at any time during the year—see instructions.)

1 Information Regarding Foundation Managers:

a List any managers of the foundation who have contributed more than 2% of the total contributions received by the foundation before the close of any tax year (but only if they have contributed more than \$5,000) (See section 507(d)(2))

None

b List any managers of the foundation who own 10% or more of the stock of a corporation (or an equally large portion of the ownership of a partnership or other entity) of which the foundation has a 10% or greater interest

None

2 Information Regarding Contribution, Grant, Gift, Loan, Scholarship, etc., Programs:

Check here ☐ if the foundation only makes contributions to preselected charitable organizations and does not accept unsolicited requests for funds. If the foundation makes gifts, grants, etc. (see instructions) to individuals or organizations under other conditions, complete items 2a, b, c, and d

a The name, address, and telephone number or e-mail address of the person to whom applications should be addressed

Jill Gray
PO Box 28568
St Louis, MO 63146
(314) 991-0730

b The form in which applications should be submitted and information and materials they should include

Letter of inquiry Include copy of IRS Determination Letter

c Any submission deadlines

November 1 to November 30

d Any restrictions or limitations on awards, such as by geographical areas, charitable fields, kinds of institutions, or other factors

Preference is given to St Louis area charities

Part XV **Supplementary Information** (continued)**3 Grants and Contributions Paid During the Year or Approved for Future Payment**

Recipient	If recipient is an individual, show any relationship to any foundation manager or substantial contributor	Foundation status of recipient	Purpose of grant or contribution	Amount
Name and address (home or business)				
a <i>Paid during the year</i> See Additional Data Table				
Total			3a	133,000
b <i>Approved for future payment</i>				
Total			3b	

Enter gross amounts unless otherwise indicated

Enter gross amounts unless otherwise indicated		Unrelated business income		Excluded by section 512, 513, or 514		(e) Related or exempt function income (See instructions)
		(a) Business code	(b) Amount	(c) Exclusion code	(d) Amount	
1	Program service revenue					
a	_____					
b	_____					
c	_____					
d	_____					
e	_____					
f	_____					
g	Fees and contracts from government agencies					
2	Membership dues and assessments. . . .					
3	Interest on savings and temporary cash investments			14	130	
4	Dividends and interest from securities. . . .			14	58,000	
5	Net rental income or (loss) from real estate					
a	Debt-financed property.					
b	Not debt-financed property.					
6	Net rental income or (loss) from personal property					
7	Other investment income.					
8	Gain or (loss) from sales of assets other than inventory			18	135,494	
9	Net income or (loss) from special events					
10	Gross profit or (loss) from sales of inventory					
11	Other revenue a _____					
b	_____					
c	_____					
d	_____					
e	_____					
12	Subtotal Add columns (b), (d), and (e). .		-849		193,624	
13	Total. Add line 12, columns (b), (d), and (e). (See worksheet in line 13 instructions to verify calculations)			13		192,775

Part XVI-B Relationship of Activities to the Accomplishment of Exempt Purposes

[illegible]

Information Regarding Transfers To and Transactions and Relationships With Noncharitable Exempt Organizations

	Yes	No
--	-----	----

--	--	--

1a(1)		No
1a(2)		No

--	--	--

1b(1)	No
--------------	-----------

1b(2)		No
--------------	--	-----------

1b(3)		No
--------------	--	-----------

1b(4)		No
--------------	--	-----------

1b(5)		No
--------------	--	-----------

1b(6)		No
--------------	--	-----------

1c		No
-----------	--	-----------

[illegible]

2a Is the foundation directly or indirectly affiliated with, or related to, one or more tax-exempt organizations

described in section 501(c) of the Code (other than section 501(c)(3)) or in section 527? ☐ Yes ☒ No

b If "Yes," complete the following schedule

(a) Name of organization	(b) Type of organization	(c) Description of relationship

Sign	Under penalties of perjury, I declare that I have examined this return, including accompanying schedules and statements, and to the best of my knowledge and belief, it is true, correct, and complete Declaration of preparer (other than taxpayer) is based on all information of which preparer has any knowledge

***** 2017-05-04 ***** May the IRS discuss this return with the preparer shown below.

May the IRS discuss this return with the preparer shown below
(see instr)? ☒ Yes ☐ No

(see instr 1)? ☒ Yes ☐ No

Paid Preparer Use Only	Print/Type preparer's name	Preparer's Signature	Date	Check if self-employed <input checked="checked" type="checkbox"/>	PTIN
	Steven Laux		2017-05-04		
	Firm's name ▶ Steven J Laux CPA				Firm's EIN ▶
	Firm's address ▶ PO Box 2017 Fairview Heights, IL 62208				Phone no (618) 394-9910

Form 990PF Part IV - Capital Gains and Losses for Tax on Investment Income - Columns a - d

List and describe the kind(s) of property sold (e g , real estate, (a) 2-story brick warehouse, or common stock, 200 shs MLC Co)	(b) How acquired P—Purchase D—Donation	(c) Date acquired (mo , day, yr)	(d) Date sold (mo , day, yr)
Washington Mutual Investors	P	2003-02-03	2016-11-09
ADT Corporation	P	2016-01-12	2016-04-29
Aberdeen Asset Mgmt	P	2015-09-15	2016-02-03
BCE Inc	P	2015-01-16	2016-01-12
BP PLC Spons ADR	P	2015-06-25	2016-02-25
California Res Corp	P	2015-07-01	2016-03-29
Conoco Phillips	P	2015-07-01	2016-01-21
Donnelley R R Sons Co	P	2016-01-12	2016-10-14
Donnelley Fin Solutions	P	2016-01-12	2016-10-11
Exxon Mobil Corp	P	2015-06-30	2016-01-12

Form 990PF Part IV - Capital Gains and Losses for Tax on Investment Income - Columns e - h

(e) Gross sales price	(f) Depreciation allowed (or allowable)	(g) Cost or other basis plus expense of sale	(h) Gain or (loss) (e) plus (f) minus (g)
210,115		147,593	62,522
168		118	50
264		379	-115
272		334	-62
1,508		2,228	-720
2		3	-1
693		998	-305
27		41	-14
11		5	6
223		249	-26

Form 990PF Part IV - Capital Gains and Losses for Tax on Investment Income - Columns i - l

Complete only for assets showing gain in column (h) and owned by the foundation on 12/31/69			(I) Gains (Col (h) gain minus col (k), but not less than -0-) or Losses (from col (h))
(i) F M V as of 12/31/69	Adjusted basis (j) as of 12/31/69	Excess of col (i) (k) over col (j), if any	
			62,522
			50
			-115
			-62
			-720
			-1
			-305
			-14
			6
			-26

Form 990PF Part IV - Capital Gains and Losses for Tax on Investment Income - Columns a - d

List and describe the kind(s) of property sold (e g , real estate, (a) 2-story brick warehouse, or common stock, 200 shs MLC Co)	(b) How acquired P—Purchase D—Donation	(c) Date acquired (mo , day, yr)	(d) Date sold (mo , day, yr)
Ford Motor Co	P	2015-02-09	2016-10-10
Geo Group Inc New REIT	P	2015-07-22	2016-09-30
Intel Corp	P	2016-01-12	2016-05-13
Johnson Controls	P	2016-05-04	2016-09-02
J2 Global Inc	P	2016-01-12	2016-01-26
Kohls Corp	P	2016-01-12	2016-02-10
LSC Comm	P	2016-01-12	2016-10-13
MSC Industrial Direct Inc	P	2016-01-12	2016-12-08
Martin Midstream Partners LP	P	2015-04-13	2016-03-07
Microsoft	P	2016-01-12	2016-02-02

Form 990PF Part IV - Capital Gains and Losses for Tax on Investment Income - Columns e - h

(e) Gross sales price	(f) Depreciation allowed (or allowable)	(g) Cost or other basis plus expense of sale	(h) Gain or (loss) (e) plus (f) minus (g)
537		738	-201
927		1,206	-279
180		196	-16
4,435		4,274	161
145		156	-11
160		203	-43
12		7	5
93		59	34
706		1,137	-431
369		369	

Form 990PF Part IV - Capital Gains and Losses for Tax on Investment Income - Columns i - l

Complete only for assets showing gain in column (h) and owned by the foundation on 12/31/69			(I) Gains (Col (h) gain minus col (k), but not less than -0-) or Losses (from col (h))
(i) F M V as of 12/31/69	Adjusted basis (j) as of 12/31/69	Excess of col (i) (k) over col (j), if any	
			-201
			-279
			-16
			161
			-11
			-43
			5
			34
			-431

Form 990PF Part IV - Capital Gains and Losses for Tax on Investment Income - Columns a - d

List and describe the kind(s) of property sold (e g , real estate, (a) 2-story brick warehouse, or common stock, 200 shs MLC Co)	(b) How acquired P—Purchase D—Donation	(c) Date acquired (mo , day, yr)	(d) Date sold (mo , day, yr)
Molson Coors Brewing Co	P	2016-01-12	2016-01-22
National Grid PLC Spons ADR	P	2015-02-13	2016-01-12
Omega Healthcare	P	2015-06-10	2016-01-12
PNC Finl Services	P	2015-06-29	2016-05-13
PPL Corp	P	2015-12-23	2016-01-12
Parker Hannifin Corp	P	2015-02-12	2016-12-09
Potash Corp	P	2015-08-13	2016-01-05
Procter Gamble	P	2015-06-25	2016-01-12
Qualcom Corp	P	2016-01-12	2016-02-02
Quest Diagnostics	P	2016-01-12	2016-02-02

Form 990PF Part IV - Capital Gains and Losses for Tax on Investment Income - Columns e - h

(e) Gross sales price	(f) Depreciation allowed (or allowable)	(g) Cost or other basis plus expense of sale	(h) Gain or (loss) (e) plus (f) minus (g)
177		178	-1
479		480	-1
137		144	-7
171		192	-21
334		342	-8
704		823	-119
118		182	-64
229		239	-10
172		185	-13
639		689	-50

Form 990PF Part IV - Capital Gains and Losses for Tax on Investment Income - Columns i - l

Complete only for assets showing gain in column (h) and owned by the foundation on 12/31/69			(I) Gains (Col (h) gain minus col (k), but not less than -0-) or Losses (from col (h))
(i) F M V as of 12/31/69	Adjusted basis (j) as of 12/31/69	Excess of col (i) (k) over col (j), if any	
			-1
			-1
			-7
			-21
			-8
			-119
			-64
			-10
			-13
			-50

Form 990PF Part IV - Capital Gains and Losses for Tax on Investment Income - Columns a - d

List and describe the kind(s) of property sold (e g , real estate, (a) 2-story brick warehouse, or common stock, 200 shs MLC Co)	(b) How acquired P—Purchase D—Donation	(c) Date acquired (mo , day, yr)	(d) Date sold (mo , day, yr)
Republic Servuces	P	2016-01-12	2016-06-24
Rogers Comm Inc	P	2015-07-01	2016-02-02
SSE PLC Spons ADR	P	2016-01-12	2016-02-09
Siemens AG Spons ADR	P	2015-01-21	2016-01-12
Sysco Corp	P	2015-04-23	2016-03-28
Teco Energy Inc	P	2016-01-12	2016-06-30
Time Warner Inc	P	2016-02-23	2016-10-24
Union Pacific	P	2016-03-31	2016-05-13
Ventas Inc REIT	P	2015-10-01	2016-01-12
Verizon Comm	P	2015-08-13	2016-01-12

Form 990PF Part IV - Capital Gains and Losses for Tax on Investment Income - Columns e - h

(e) Gross sales price	(f) Depreciation allowed (or allowable)	(g) Cost or other basis plus expense of sale	(h) Gain or (loss) (e) plus (f) minus (g)
199		178	21
35		36	-1
59		64	-5
91		115	-24
924		764	160
28		27	1
1,396		1,100	296
166		159	7
168		168	
180		188	-8

Form 990PF Part IV - Capital Gains and Losses for Tax on Investment Income - Columns i - l

Complete only for assets showing gain in column (h) and owned by the foundation on 12/31/69			(I) Gains (Col (h) gain minus col (k), but not less than -0-) or Losses (from col (h))
(i) F M V as of 12/31/69	(j) Adjusted basis as of 12/31/69	(k) Excess of col (i) over col (j), if any	
			21
			-1
			-5
			-24
			160
			1
			296
			7
			-8

Form 990PF Part IV - Capital Gains and Losses for Tax on Investment Income - Columns a - d

List and describe the kind(s) of property sold (e g , real estate, (a) 2-story brick warehouse, or common stock, 200 shs MLC Co)	(b) How acquired P—Purchase D—Donation	(c) Date acquired (mo , day, yr)	(d) Date sold (mo , day, yr)
WF Company	P	2015-12-31	2016-10-24
Yara Intl ASA Spons ADR	P	2016-01-12	2016-07-25
Adient PLC	P	2016-10-31	2016-11-07
Johnson Controls Intl PLC	P	2016-09-02	2016-09-22
Seagate Tech PLC	P	2015-07-01	2016-04-22
Allied World Assur Com	P	2016-03-28	2016-12-20
Glaxo Smithkline PLC	P	2015-06-25	2016-01-12
ADT Corp	P	2014-05-20	2016-04-29
ATT	P	2013-06-06	2016-03-09
Aberdeen Asset Mgmt PLC	P	2015-01-02	2016-02-03

Form 990PF Part IV - Capital Gains and Losses for Tax on Investment Income - Columns e - h

(e) Gross sales price	(f) Depreciation allowed (or allowable)	(g) Cost or other basis plus expense of sale	(h) Gain or (loss) (e) plus (f) minus (g)
683		805	-122
32		40	-8
377		391	-14
20		19	1
801		1,438	-637
3,608		2,483	1,125
472		521	-49
7,472		5,847	1,625
1,349		1,326	23
718		1,448	-730

Form 990PF Part IV - Capital Gains and Losses for Tax on Investment Income - Columns i - l

Complete only for assets showing gain in column (h) and owned by the foundation on 12/31/69			(l) Gains (Col (h) gain minus col (k), but not less than -0-) or Losses (from col (h))
(i) F M V as of 12/31/69	(j) Adjusted basis as of 12/31/69	(k) Excess of col (i) over col (j), if any	
			-122
			-8
			-14
			1
			-637
			1,125
			-49
			1,625
			23
			-730

Form 990PF Part IV - Capital Gains and Losses for Tax on Investment Income - Columns a - d

List and describe the kind(s) of property sold (e g , real estate, (a) 2-story brick warehouse, or common stock, 200 shs MLC Co)	(b) How acquired P—Purchase D—Donation	(c) Date acquired (mo , day, yr)	(d) Date sold (mo , day, yr)
Altria Group	P	2011-11-03	2016-07-22
American Electric Power	P	2012-05-21	2016-01-12
BCE Inc	P	2015-01-16	2016-03-11
BP PLC Spons ADR	P	2013-01-10	2016-02-25
Bemis Inc	P	2012-12-28	2016-07-18
CME Group	P	2012-12-28	2016-11-10
California Res Corp	P	2012-12-28	2016-03-29
Centurylink	P	2011-11-03	2016-10-28
Chevron	P	2014-04-29	2016-01-12
Coca Cola	P	2014-08-19	2016-01-12

Form 990PF Part IV - Capital Gains and Losses for Tax on Investment Income - Columns e - h

(e) Gross sales price	(f) Depreciation allowed (or allowable)	(g) Cost or other basis plus expense of sale	(h) Gain or (loss) (e) plus (f) minus (g)
3,401		1,476	1,925
173		113	60
436		478	-42
650		1,027	-377
2,634		1,656	978
4,558		2,358	2,200
9		13	-4
1,505		1,855	-350
163		254	-91
252		248	4

Form 990PF Part IV - Capital Gains and Losses for Tax on Investment Income - Columns i - l

Complete only for assets showing gain in column (h) and owned by the foundation on 12/31/69			(l) Gains (Col (h) gain minus col (k), but not less than -0-) or Losses (from col (h))
(i) F M V as of 12/31/69	(j) Adjusted basis as of 12/31/69	(k) Excess of col (i) over col (j), if any	
			1,925
			60
			-42
			-377
			978
			2,200
			-4
			-350
			-91
			4

Form 990PF Part IV - Capital Gains and Losses for Tax on Investment Income - Columns a - d

List and describe the kind(s) of property sold (e g , real estate, (a) 2-story brick warehouse, or common stock, 200 shs MLC Co)	(b) How acquired P—Purchase D—Donation	(c) Date acquired (mo , day, yr)	(d) Date sold (mo , day, yr)
Conoco Phillips	P	2012-05-04	2016-01-26
Corrections Corp	P	2014-09-17	2016-10-31
Dominion Res Inc	P	2013-02-15	2016-01-12
Donnelley R R Sons	P	2015-07-29	2016-10-19
Donnelley Finl Solutions	P	2012-12-28	2016-10-11
Duke Energy	P	2012-10-23	2016-01-12
Emerson Electric	P	2015-05-12	2016-07-12
Ford Motor Co	P	2015-02-09	2016-10-10
Geo Group Inc New REIT	P	2016-04-18	2016-02-03
Gallagher Arthur J Co	P	2012-12-28	2016-01-12

Form 990PF Part IV - Capital Gains and Losses for Tax on Investment Income - Columns e - h

(e) Gross sales price	(f) Depreciation allowed (or allowable)	(g) Cost or other basis plus expense of sale	(h) Gain or (loss) (e) plus (f) minus (g)
1,025		1,554	-529
1,407		2,845	-1,438
344		275	69
798		954	-156
339		125	214
567		542	25
220		241	-21
1,356		1,785	-429
260		337	-77
38		35	3

Form 990PF Part IV - Capital Gains and Losses for Tax on Investment Income - Columns i - l

Complete only for assets showing gain in column (h) and owned by the foundation on 12/31/69			(I) Gains (Col (h) gain minus col (k), but not less than -0-) or Losses (from col (h))
(i) F M V as of 12/31/69	(j) Adjusted basis as of 12/31/69	(k) Excess of col (i) over col (j), if any	
			-529
			-1,438
			69
			-156
			214
			25
			-21
			-429
			-77
			3

Form 990PF Part IV - Capital Gains and Losses for Tax on Investment Income - Columns a - d

List and describe the kind(s) of property sold (e g , real estate, (a) 2-story brick warehouse, or common stock, 200 shs MLC Co)	(b) How acquired P—Purchase D—Donation	(c) Date acquired (mo , day, yr)	(d) Date sold (mo , day, yr)
General Mills	P	2014-11-04	2016-08-02
Glaxo Smithkline	P	2014-04-29	2016-11-16
Intel	P	2012-12-28	2016-09-20
Iron Mtn Inc	P	2015-03-20	2016-08-10
Johnson Johnson	P	2011-11-03	2016-10-13
J2 Global Inc	P	2012-12-28	2016-03-11
Kimberly Clark	P	2012-12-28	2016-03-31
Kohls Corp	P	2013-05-08	2016-05-26
Kraft Heinz	P	2013-05-08	2016-10-13
LSC Comm	P	2015-07-29	2016-10-13

Form 990PF Part IV - Capital Gains and Losses for Tax on Investment Income - Columns e - h

(e) Gross sales price	(f) Depreciation allowed (or allowable)	(g) Cost or other basis plus expense of sale	(h) Gain or (loss) (e) plus (f) minus (g)
2,556		1,954	602
3,463		4,514	-1,051
2,868		1,684	1,184
1,221		1,210	11
2,684		1,484	1,200
2,511		1,210	1,301
3,502		2,168	1,334
2,687		3,196	-509
9,189		5,189	4,000
366		162	204

Form 990PF Part IV - Capital Gains and Losses for Tax on Investment Income - Columns i - l

Complete only for assets showing gain in column (h) and owned by the foundation on 12/31/69			(I) Gains (Col (h) gain minus col (k), but not less than -0-) or Losses (from col (h))
(i) F M V as of 12/31/69	(j) Adjusted basis as of 12/31/69	(k) Excess of col (i) over col (j), if any	
			602
			-1,051
			1,184
			11
			1,200
			1,301
			1,334
			-509
			4,000
			204

Form 990PF Part IV - Capital Gains and Losses for Tax on Investment Income - Columns a - d

List and describe the kind(s) of property sold (e g , real estate, (a) 2-story brick warehouse, or common stock, 200 shs MLC Co)	(b) How acquired P—Purchase D—Donation	(c) Date acquired (mo , day, yr)	(d) Date sold (mo , day, yr)
MSC Industrial Direct Inc	P	2015-07-09	2016-12-08
McDonalds	P	2014-04-29	2016-02-03
Merck Co	P	2012-01-05	2016-11-16
Microsoft	P	2014-09-09	2016-08-30
Microchip Tech Inc	P	2012-12-28	2016-11-21
Molson Coors Brewing	P	2012-12-28	2016-07-26
Motorola	P	2014-12-31	2016-08-30
National Grid PLC	P	2013-02-25	2016-01-12
Nucor Corp	P	2012-12-28	2016-04-12
Omnicom Group	P	2014-12-30	2016-05-13

Form 990PF Part IV - Capital Gains and Losses for Tax on Investment Income - Columns e - h

(e) Gross sales price	(f) Depreciation allowed (or allowable)	(g) Cost or other basis plus expense of sale	(h) Gain or (loss) (e) plus (f) minus (g)
3,826		2,968	858
2,530		2,124	406
3,650		2,325	1,325
2,131		1,671	460
650		288	362
5,155		2,275	2,880
1,438		1,283	155
205		163	42
2,350		2,089	261
167		155	12

Form 990PF Part IV - Capital Gains and Losses for Tax on Investment Income - Columns i - l

Complete only for assets showing gain in column (h) and owned by the foundation on 12/31/69			(I) Gains (Col (h) gain minus col (k), but not less than -0-) or Losses (from col (h))
(i) F M V as of 12/31/69	(j) Adjusted basis as of 12/31/69	(k) Excess of col (i) over col (j), if any	
			858
			406
			1,325
			460
			362
			2,880
			155
			42
			261
			12

Form 990PF Part IV - Capital Gains and Losses for Tax on Investment Income - Columns a - d

List and describe the kind(s) of property sold (e g , real estate, (a) 2-story brick warehouse, or common stock, 200 shs MLC Co)	(b) How acquired P—Purchase D—Donation	(c) Date acquired (mo , day, yr)	(d) Date sold (mo , day, yr)
Omega Healthcare	P	2015-06-10	2016-07-12
PNC Finl Services	P	2013-02-14	2016-12-19
Parker Hannifin Corp	P	2015-02-11	2016-12-09
Peoples United Finl Inc	P	2014-06-25	2016-12-15
Philip Morris	P	2012-06-13	2016-04-13
Potash Corp	P	2014-10-07	2016-01-22
Procter Gamble	P	2014-07-09	2016-07-22
Qualcom Inc	P	2013-09-17	2016-02-02
Quest Diagnostics	P	2014-09-08	2016-07-16
Realty Income Corp REIT	P	2013-07-08	2016-08-02

Form 990PF Part IV - Capital Gains and Losses for Tax on Investment Income - Columns e - h

(e) Gross sales price	(f) Depreciation allowed (or allowable)	(g) Cost or other basis plus expense of sale	(h) Gain or (loss) (e) plus (f) minus (g)
2,468		2,685	-217
1,967		1,419	548
3,821		3,252	569
367		285	82
2,812		2,486	326
1,385		2,758	-1,373
1,885		1,787	98
774		1,267	-493
6,772		4,613	2,159
1,468		904	564

Form 990PF Part IV - Capital Gains and Losses for Tax on Investment Income - Columns i - l

Complete only for assets showing gain in column (h) and owned by the foundation on 12/31/69			(l) Gains (Col (h) gain minus col (k), but not less than -0-) or Losses (from col (h))
(i) F M V as of 12/31/69	(j) Adjusted basis as of 12/31/69	(k) Excess of col (i) over col (j), if any	
			-217
			548
			569
			82
			326
			-1,373
			98
			-493
			2,159
			564

Form 990PF Part IV - Capital Gains and Losses for Tax on Investment Income - Columns a - d

List and describe the kind(s) of property sold (e g , real estate, (a) 2-story brick warehouse, or common stock, 200 shs MLC Co)	(b) How acquired P—Purchase D—Donation	(c) Date acquired (mo , day, yr)	(d) Date sold (mo , day, yr)
Republic Services	P	2012-12-28	2016-06-24
Reynolds American Inc	P	2011-11-03	2016-10-21
Roche Holding Ltd	P	2015-01-07	2016-01-12
Rogers Comm	P	2012-12-28	2016-08-17
Royal Dutch Shell	P	2011-11-03	2016-01-12
SSE PLC Spons ADR	P	2014-03-26	2016-02-19
Sanofi Spons ADR	P	2012-12-28	2016-01-12
Shaw Comm	P	2012-12-28	2016-07-11
Southern Company	P	2011-11-03	2016-01-12
Statoil ASA Spons ADR	P	2013-11-15	2016-08-16

Form 990PF Part IV - Capital Gains and Losses for Tax on Investment Income - Columns e - h

(e) Gross sales price	(f) Depreciation allowed (or allowable)	(g) Cost or other basis plus expense of sale	(h) Gain or (loss) (e) plus (f) minus (g)
3,953		2,365	1,588
15,110		6,152	8,958
33		34	-1
4,299		4,626	-327
4,432		7,717	-3,285
627		793	-166
162		186	-24
1,497		1,780	-283
599		562	37
954		1,342	-388

Form 990PF Part IV - Capital Gains and Losses for Tax on Investment Income - Columns i - l

Complete only for assets showing gain in column (h) and owned by the foundation on 12/31/69			(l) Gains (Col (h) gain minus col (k), but not less than -0-) or Losses (from col (h))
(i) F M V as of 12/31/69	(j) Adjusted basis as of 12/31/69	(k) Excess of col (i) over col (j), if any	
			1,588
			8,958
			-1
			-327
			-3,285
			-166
			-24
			-283
			37
			-388

Form 990PF Part IV - Capital Gains and Losses for Tax on Investment Income - Columns a - d

List and describe the kind(s) of property sold (e g , real estate, (a) 2-story brick warehouse, or common stock, 200 shs MLC Co)	(b) How acquired P—Purchase D—Donation	(c) Date acquired (mo , day, yr)	(d) Date sold (mo , day, yr)
Svenska Handelsen AB ADR	P	2014-03-03	2016-12-19
Sysco Corp	P	2012-12-28	2016-03-28
Teco Energy Inc	P	2012-12-28	2016-06-30
Unilever PLC Spons ADR	P	2014-04-29	2016-10-13
United Parcel Service	P	2012-12-28	2016-12-13
Vectren Corp	P	2015-08-05	2016-10-12
Ventas Inc REIT	P	2014-04-29	2016-10-13
Verizon Comm	P	2014-07-16	2016-03-09
Vinci SA ADR	P	2012-12-28	2016-08-17
Vivendi SA ADR	P	2012-12-28	2016-06-03

Form 990PF Part IV - Capital Gains and Losses for Tax on Investment Income - Columns e - h

(e) Gross sales price	Depreciation allowed (f) (or allowable)	Cost or other basis (g) plus expense of sale	Gain or (loss) (h) (e) plus (f) minus (g)
502		618	-116
5,173		3,603	1,570
1,653		999	654
2,051		2,095	-44
1,314		807	507
1,374		1,218	156
2,269		1,925	344
626		610	16
1,259		787	472
1,296		1,480	-184

Form 990PF Part IV - Capital Gains and Losses for Tax on Investment Income - Columns i - l

Complete only for assets showing gain in column (h) and owned by the foundation on 12/31/69			(I) Gains (Col (h) gain minus col (k), but not less than -0-) or Losses (from col (h))
(i) F M V as of 12/31/69	Adjusted basis (j) as of 12/31/69	Excess of col (i) (k) over col (j), if any	
			-116
			1,570
			654
			-44
			507
			156
			344
			16
			472
			-184

Form 990PF Part IV - Capital Gains and Losses for Tax on Investment Income - Columns a - d

List and describe the kind(s) of property sold (e g , real estate, (a) 2-story brick warehouse, or common stock, 200 shs MLC Co)	(b) How acquired P—Purchase D—Donation	(c) Date acquired (mo , day, yr)	(d) Date sold (mo , day, yr)
WEC Energy Group	P	2015-07-01	2016-08-16
WF Company	P	2014-12-30	2016-12-15
Welltower Inc REIT	P	2013-09-25	2016-01-12
Yara Intl ASA Spons ADR	P	2013-12-09	2016-07-26
Seagate Tech PLC	P	2014-10-31	2016-04-22
HCP Inc REIT	P	2014-03-20	2016-01-06

Form 990PF Part IV - Capital Gains and Losses for Tax on Investment Income - Columns e - h

(e) Gross sales price	(f) Depreciation allowed (or allowable)	(g) Cost or other basis plus expense of sale	(h) Gain or (loss) (e) plus (f) minus (g)
902		687	215
2,079		2,418	-339
272		249	23
1,056		1,516	-460
733		1,829	-1,096
4,338		4,366	-28

Form 990PF Part IV - Capital Gains and Losses for Tax on Investment Income - Columns i - l

Complete only for assets showing gain in column (h) and owned by the foundation on 12/31/69			(l) Gains (Col (h) gain minus col (k), but not less than -0-) or Losses (from col (h))
(i) F M V as of 12/31/69	(j) Adjusted basis as of 12/31/69	(k) Excess of col (i) over col (j), if any	
			215
			-339
			23
			-460
			-1,096
			-28

Form 990FP Part XV Line 3 - Grants and Contributions Paid During the Year or Approved for Future Payment

Recipient	If recipient is an individual, show any relationship to any foundation manager or substantial contributor	Foundation status of recipient	Purpose of grant or contribution	Amount
Name and address (home or business)				
a Paid during the year				
100 Neediest Cases PO Box 955925 St Louis, MO 63178			Charitable	4,000
American red Cross 10195 Corporate Square St Louis, MO 63132			Charitable	1,000
Beyond Housing 6506 Wright Way Pine Lawn, MO 63121			Charitable	1,000
Boys HopeGirls Hope 755 S New Ballas Bridgeton, MO 63141			Charitable	1,000
Catholic Charities 4532 Lindell Blvd St Louis, MO 63108			Charitable	2,000
Center for Hearing and Speech 9835 Manchester Rd St Louis, MO 63119			Charitable	1,000
Central Institute for the Deaf 825 S Taylor Ave St Louis, MO 63110			Charitable	2,500
Children's Home Society 9445 Litzsinger Rd St Louis, MO 63144			Charitable	1,000
Circle of Concern 112 St Louis Ave Valley Park, MO 63088			Charitable	5,000
College of the Ozarks PO Box 17 Point Lookout, MO 65726			Charitable	2,000
Community Helping Ministry 3770 McKelvey Road Bridgeton, MO 63044			Charitable	1,000
Covenant House Missouri 2727 N Kingshighway Blvd St Louis, MO 63113			Charitable	1,500
Family Resource Center 3309 S Kingshighway Blvd St Louis, MO 63139			Charitable	1,000
Feed My People 171 Kingston Drive St Louis, MO 63125			Charitable	7,000
Good Shepherd School for Children 1170 Timber Run Dr St Louis, MO 63146			Charitable	1,500
Total ►				133,000
3a				

Form 990PF Part XV Line 3 - Grants and Contributions Paid During the Year or Approved for Future Payment

Recipient	If recipient is an individual, show any relationship to any foundation manager or substantial contributor	Foundation status of recipient	Purpose of grant or contribution	Amount
Name and address (home or business)				
a Paid during the year				
Grace Hill 2600 Hadley Street St Louis, MO 63106			Charitable	1,000
Great Circle PO Box 333 Marshall, MO 65340			Charitable	1,000
Guardian Angel 1127 N Vandeventer St Louis, MO 63113			Charitable	2,000
Humanitri 1120 S Sixth Street St Louis, MO 63104			Charitable	1,000
Hunting for Heroes 8426 Clint Drive Belton, MO 64012			Charitable	4,500
Independence Center 4245 Forest Park Ave St Louis, MO 63108			Charitable	1,000
James S McDonnell USO PO Box 10367 St Louis, MO 63145			Charitable	1,000
Jamestown New Horizons 15350 Old jamestown Road Florissant, MO 63034			Charitable	1,000
Lifebridge 1187 Corporate Lake Drive St Louis, MO 63132			Charitable	1,000
Lift for Life Academy 1731 Broadway St Louis, MO 63104			Charitable	1,000
Loaves & Fishes Inc 2750 McKelvey Rd Maryland Heights, MO 63043			Charitable	7,000
Lutheran Family and Children's Services 8631 Delmar Blvd St Louis, MO 63124			Charitable	1,000
Make-A-Wish Foundation 600 Kellwood Parkway St Louis, MO 63107			Charitable	1,000
Missouri Girls Town Foundation PO Box 59 Kingdom City, MO 65262			Charitable	1,000
Operation Food Search 6282 Olive Blvd St Louis, MO 63130			Charitable	7,000
Total ►				133,000
3a				

Form 990FP Part XV Line 3 - Grants and Contributions Paid During the Year or Approved for Future Payment

Recipient	If recipient is an individual, show any relationship to any foundation manager or substantial contributor	Foundation status of recipient	Purpose of grant or contribution	Amount
Name and address (home or business)				
a <i>Paid during the year</i>				
Our Lady's Inn 4223 S Compton St Louis, MO 63111			Charitable	1,000
Our Little Haven PO Box 23010 St Louis, MO 63156			Charitable	2,000
Paraquad 5240 Oakland Ave St Louis, MO 63110			Charitable	1,000
Presbyterian Children's Homes 1220 N Lindbergh St Louis, MO 63132			Charitable	1,000
Proovident 2650 Olive Street St Louis, MO 63103			Charitable	7,000
Rainbow Village 1240 Dautel Lane St Louis, MO 63146			Charitable	1,000
Ranken-Jordan 11365 Dorsett Road Maryland Heights, MO 63043			Charitable	1,000
Ronald McDonald House 4381 West Pine St Louis, MO 63108			Charitable	1,000
Salvation Army 1130 Hampton Ave St Louis, MO 63139			Charitable	7,000
Service Club for the Blind Inc 3719 Watson Rd St Louis, MO 63109			Charitable	1,500
Sherwood Forest Camp 2708 Sutton Ave St Louis, MO 63143			Charitable	1,000
Shriners Hospital for Children 2001 S Lindbergh St Louis, MO 63131			Charitable	2,000
Mercy Hospice 615 S New Ballas Rd St Louis, MO 63141			Charitable	3,000
St Joseph Institute for the Deaf 1809 Clarkson Rd Chesterfield, MO 63017			Charitable	2,000
St Louis Area Foodbank 70 Corporate Woods Dr Bridgeton, MO 63044			Charitable	7,000
Total ▶ 3a				133,000

Form 990PF Part XV Line 3 - Grants and Contributions Paid During the Year or Approved for Future Payment

Recipient	If recipient is an individual, show any relationship to any foundation manager or substantial contributor	Foundation status of recipient	Purpose of grant or contribution	Amount
Name and address (home or business)				
a <i>Paid during the year</i>				
St Louis Children's Hospital One Childrens Place St Louis, MO 63178			Charitable	1,000
St Louis Peregrine Society Inc 2343 Hampton St Louis, MO 63139			Charitable	1,000
St Patrick Center 800 N Tucker Blvd St Louis, MO 63101			Charitable	3,000
St Vincent Home for Children 7401 Florissant Road St Louis, MO 63121			Charitable	1,500
Sunshine Ministries PO Box 66880 St Louis, MO 63166			Charitable	7,000
Support Dogs Inc 11645 Lilburn Park Road St Louis, MO 63146			Charitable	1,000
Food Bank for Central and Northeast MO 2101 Vandiver Dr Columbia, MO 65202			Charitable	7,000
Variety Club 2200 Westport Plaza Dr St Louis, MO 63146			Charitable	2,000
Voives for Children 121 S Meramec Ave St Louis, MO 63105			Charitable	1,500
Wings of Hope 18370 Wings of Hope Blvd St Louis, MO 63005			Charitable	2,000
Women on Mission - St Louis 17112 Chaise Ridge Rd Chesterfield, MO 63005			Charitable	2,000
Wyman 600 Kiwanis Drive Eureka, MO 63025			Charitable	1,500
Total ▶ 3a				133,000

TY 2016 Accounting Fees Schedule**Name:** Sidener Foundation**EIN:** 51-0189216**Software ID:** 16000333**Software Version:** 17.2.0.0

Category	Amount	Net Investment Income	Adjusted Net Income	Disbursements for Charitable Purposes
Steven J Laux, CPA	4,485	4,485		

Note: To capture the full content of this document, please select landscape mode (11" x 8.5") when printing.

TY 2016 Gain/Loss from Sale of Other Assets Schedule

Name: Sidener Foundation

EIN: 51-0189216

Software ID: 16000333

Software Version: 17.2.0.0

Name	Date Acquired	How Acquired	Date Sold	Purchaser Name	Gross Sales Price	Basis	Basis Method	Sales Expenses	Total (net)	Accumulated Depreciation
Washington Mutual Investors	2003-02	P	2016-11		210,115	147,593			62,522	
ADT Corporation	2016-01	P	2016-04		168	118			50	
Aberdeen Asset Mgmt	2015-09	P	2016-02		264	379			-115	
BCE Inc	2015-01	P	2016-01		272	334			-62	
BP PLC Spons ADR	2015-06	P	2016-02		1,508	2,228			-720	
California Res Corp	2015-07	P	2016-03		2	3			-1	
Conoco Phillips	2015-07	P	2016-01		693	998			-305	
Donnelley R R Sons Co	2016-01	P	2016-10		27	41			-14	
Donnelley Fin Solutions	2016-01	P	2016-10		11	5			6	
Exxon Mobil Corp	2015-06	P	2016-01		223	249			-26	
Ford Motor Co	2015-02	P	2016-10		537	738			-201	
Geo Group Inc New REIT	2015-07	P	2016-09		927	1,206			-279	
Intel Corp	2016-01	P	2016-05		180	196			-16	
Johnson Controls	2016-05	P	2016-09		4,435	4,274			161	
J2 Global Inc	2016-01	P	2016-01		145	156			-11	
Kohls Corp	2016-01	P	2016-02		160	203			-43	
LSC Comm	2016-01	P	2016-10		12	7			5	
MSC Industrial Direct Inc	2016-01	P	2016-12		93	59			34	
Martin Midstream Partners LP	2015-04	P	2016-03		706	1,137			-431	
Microsoft	2016-01	P	2016-02		369	369				
Molson Coors Brewing Co	2016-01	P	2016-01		177	178			-1	
National Grid PLC Spons ADR	2015-02	P	2016-01		479	480			-1	
Omega Healthcare	2015-06	P	2016-01		137	144			-7	
PNC Finl Services	2015-06	P	2016-05		171	192			-21	
PPL Corp	2015-12	P	2016-01		334	342			-8	
Parker Hannifin Corp	2015-02	P	2016-12		704	823			-119	
Potash Corp	2015-08	P	2016-01		118	182			-64	
Procter Gamble	2015-06	P	2016-01		229	239			-10	
Qualcom Corp	2016-01	P	2016-02		172	185			-13	
Quest Diagnostics	2016-01	P	2016-02		639	689			-50	

Name	Date Acquired	How Acquired	Date Sold	Purchaser Name	Gross Sales Price	Basis	Basis Method	Sales Expenses	Total (net)	Accumulated Depreciation
Republic Servuces	2016-01	P	2016-06		199	178			21	
Rogers Comm Inc	2015-07	P	2016-02		35	36			-1	
SSE PLC Spons ADR	2016-01	P	2016-02		59	64			-5	
Siemens AG Spons ADR	2015-01	P	2016-01		91	115			-24	
Sysco Corp	2015-04	P	2016-03		924	764			160	
Teco Energy Inc	2016-01	P	2016-06		28	27			1	
Time Warner Inc	2016-02	P	2016-10		1,396	1,100			296	
Union Pacific	2016-03	P	2016-05		166	159			7	
Ventas Inc REIT	2015-10	P	2016-01		168	168				
Verizon Comm	2015-08	P	2016-01		180	188			-8	
WF Company	2015-12	P	2016-10		683	805			-122	
Yara Intl ASA Spons ADR	2016-01	P	2016-07		32	40			-8	
Adient PLC	2016-10	P	2016-11		377	391			-14	
Johnson Controls Intl PLC	2016-09	P	2016-09		20	19			1	
Seagate Tech PLC	2015-07	P	2016-04		801	1,438			-637	
Allied World Assur Com	2016-03	P	2016-12		3,608	2,483			1,125	
Glaxo Smithkline PLC	2015-06	P	2016-01		472	521			-49	
ADT Corp	2014-05	P	2016-04		7,472	5,847			1,625	
ATT	2013-06	P	2016-03		1,349	1,326			23	
Aberdeen Asset Mgmt PLC	2015-01	P	2016-02		718	1,448			-730	
Altria Group	2011-11	P	2016-07		3,401	1,476			1,925	
American Electric Power	2012-05	P	2016-01		173	113			60	
BCE Inc	2015-01	P	2016-03		436	478			-42	
BP PLC Spons ADR	2013-01	P	2016-02		650	1,027			-377	
Bemis Inc	2012-12	P	2016-07		2,634	1,656			978	
CME Group	2012-12	P	2016-11		4,558	2,358			2,200	
California Res Corp	2012-12	P	2016-03		9	13			-4	
Centurylink	2011-11	P	2016-10		1,505	1,855			-350	
Chevron	2014-04	P	2016-01		163	254			-91	
Coca Cola	2014-08	P	2016-01		252	248			4	

Name	Date Acquired	How Acquired	Date Sold	Purchaser Name	Gross Sales Price	Basis	Basis Method	Sales Expenses	Total (net)	Accumulated Depreciation
Conoco Phillips	2012-05	P	2016-01		1,025	1,554			-529	
Corrections Corp	2014-09	P	2016-10		1,407	2,845			-1,438	
Dominion Res Inc	2013-02	P	2016-01		344	275			69	
Donnelley R R Sons	2015-07	P	2016-10		798	954			-156	
Donnelley Finl Solutions	2012-12	P	2016-10		339	125			214	
Duke Energy	2012-10	P	2016-01		567	542			25	
Emerson Electric	2015-05	P	2016-07		220	241			-21	
Ford Motor Co	2015-02	P	2016-10		1,356	1,785			-429	
Geo Group Inc New REIT	2016-04	P	2016-02		260	337			-77	
Gallagher Arthur J Co	2012-12	P	2016-01		38	35			3	
General Mills	2014-11	P	2016-08		2,556	1,954			602	
Glaxo Smithkline	2014-04	P	2016-11		3,463	4,514			-1,051	
Intel	2012-12	P	2016-09		2,868	1,684			1,184	
Iron Mtn Inc	2015-03	P	2016-08		1,221	1,210			11	
Johnson Johnson	2011-11	P	2016-10		2,684	1,484			1,200	
J2 Global Inc	2012-12	P	2016-03		2,511	1,210			1,301	
Kimberly Clark	2012-12	P	2016-03		3,502	2,168			1,334	
Kohls Corp	2013-05	P	2016-05		2,687	3,196			-509	
Kraft Heinz	2013-05	P	2016-10		9,189	5,189			4,000	
LSC Comm	2015-07	P	2016-10		366	162			204	
MSC Industrial Direct Inc	2015-07	P	2016-12		3,826	2,968			858	
McDonalds	2014-04	P	2016-02		2,530	2,124			406	
Merck Co	2012-01	P	2016-11		3,650	2,325			1,325	
Microsoft	2014-09	P	2016-08		2,131	1,671			460	
Microchip Tech Inc	2012-12	P	2016-11		650	288			362	
Molson Coors Brewing	2012-12	P	2016-07		5,155	2,275			2,880	
Motorola	2014-12	P	2016-08		1,438	1,283			155	
National Grid PLC	2013-02	P	2016-01		205	163			42	
Nucor Corp	2012-12	P	2016-04		2,350	2,089			261	
Omnicom Group	2014-12	P	2016-05		167	155			12	

Name	Date Acquired	How Acquired	Date Sold	Purchaser Name	Gross Sales Price	Basis	Basis Method	Sales Expenses	Total (net)	Accumulated Depreciation
Omega Healthcare	2015-06	P	2016-07		2,468	2,685			-217	
PNC Finl Services	2013-02	P	2016-12		1,967	1,419			548	
Parker Hannifin Corp	2015-02	P	2016-12		3,821	3,252			569	
Peoples United Finl Inc	2014-06	P	2016-12		367	285			82	
Philip Morris	2012-06	P	2016-04		2,812	2,486			326	
Potash Corp	2014-10	P	2016-01		1,385	2,758			-1,373	
Procter Gamble	2014-07	P	2016-07		1,885	1,787			98	
Qualcom Inc	2013-09	P	2016-02		774	1,267			-493	
Quest Diagnostics	2014-09	P	2016-07		6,772	4,613			2,159	
Realty Income Corp REIT	2013-07	P	2016-08		1,468	904			564	
Republic Services	2012-12	P	2016-06		3,953	2,365			1,588	
Reynolds American Inc	2011-11	P	2016-10		15,110	6,152			8,958	
Roche Holding Ltd	2015-01	P	2016-01		33	34			-1	
Rogers Comm	2012-12	P	2016-08		4,299	4,626			-327	
Royal Dutch Shell	2011-11	P	2016-01		4,432	7,717			-3,285	
SSE PLC Spons ADR	2014-03	P	2016-02		627	793			-166	
Sanofi Spons ADR	2012-12	P	2016-01		162	186			-24	
Shaw Comm	2012-12	P	2016-07		1,497	1,780			-283	
Southern Company	2011-11	P	2016-01		599	562			37	
Statoil ASA Spons ADR	2013-11	P	2016-08		954	1,342			-388	
Svenska Handelsen AB ADR	2014-03	P	2016-12		502	618			-116	
Sysco Corp	2012-12	P	2016-03		5,173	3,603			1,570	
Teco Energy Inc	2012-12	P	2016-06		1,653	999			654	
Unilever PLC Spons ADR	2014-04	P	2016-10		2,051	2,095			-44	
United Parcel Service	2012-12	P	2016-12		1,314	807			507	
Vectren Corp	2015-08	P	2016-10		1,374	1,218			156	
Ventas Inc REIT	2014-04	P	2016-10		2,269	1,925			344	
Verizon Comm	2014-07	P	2016-03		626	610			16	
Vinci SA ADR	2012-12	P	2016-08		1,259	787			472	
Vivendi SA ADR	2012-12	P	2016-06		1,296	1,480			-184	

Name	Date Acquired	How Acquired	Date Sold	Purchaser Name	Gross Sales Price	Basis	Basis Method	Sales Expenses	Total (net)	Accumulated Depreciation
WEC Energy Group	2015-07	P	2016-08		902	687			215	
WF Company	2014-12	P	2016-12		2,079	2,418			-339	
Welltower Inc REIT	2013-09	P	2016-01		272	249			23	
Yara Intl ASA Spons ADR	2013-12	P	2016-07		1,056	1,516			-460	
Seagate Tech PLC	2014-10	P	2016-04		733	1,829			-1,096	
HCP Inc REIT	2014-03	P	2016-01		4,338	4,366			-28	

TY 2016 General Explanation Attachment

Name: Sidener Foundation

EIN: 51-0189216

Software ID: 16000333

Software Version: 17.2.0.0

TY 2016 Investments Corporate Stock Schedule**Name:** Sidener Foundation**EIN:** 51-0189216**Software ID:** 16000333**Software Version:** 17.2.0.0

Name of Stock	End of Year Book Value	End of Year Fair Market Value
2356 shares of Capital World Growth Income Fund	63,873	103,258
11747 shares of Washington Mutual Investors Fund	273,109	481,048
1713 shares of EuroPacific Growth Fund	68,372	77,269
9567 shares of Growth Fund of America	286,648	402,189
86 shares of Dynegy, Inc.	38,465	46
390 shares of ATT	12,238	16,587
215 shares of Altria Group	6,684	14,538
215 shares of Astrazeneca PLC	6,807	5,874
319 shares of BCE Incorporated	13,673	13,770
61 shares of Centurylink	2,183	1,451
71 shares of Chevron	7,794	8,357
194 shares of Coca Cola	7,777	8,043
90 shares of Dominion Resources	5,259	6,893
150 shares of Duke Energy	9,409	11,643
225 shares of Glaxo Smith Kline	10,004	8,665
41 shares of Johnson Johnson	3,161	4,724
95 shares of Kimberly Clark	7,382	10,841
109 shares of McDonalds	10,250	13,267
206 shares of National Grid PLC	10,806	12,016
272 shares of PPL Corporation	7,550	9,262
69 shares of Pepsico	4,471	7,220
154 shares of Philip Morris	12,070	14,090
120 shares of Proctor Gamble	8,885	10,090
72 shares of Reynolds American	2,651	4,035
187 shares of Southern Company	8,028	9,199
94 shares of Total SA Sponsored ADR	4,307	4,791
237 shares of Unilever PLC	9,342	9,646
438 shares of Verizon Communications	18,170	23,380
474 shares of Vodafone Group PLC	19,579	11,580
126 shares of Welltower Incorporated	6,940	8,433

Name of Stock	End of Year Book Value	End of Year Fair Market Value
19815 shares of John Hancock Floating Rate Fund	188,213	171,205
18895 shares of Mainstay Floating Rate Fund	181,001	176,669
3830 shares of Guggenheim Floating Rate Fund	100,490	99,776
43 shares of American Electric Power	1,622	2,707
29 shares of Kraft Heinz Company	1,323	2,532
142 shares of Merck Company	5,805	8,360
195 shares of Abbvie Incorporated	11,639	12,211
58 shares of Ameren Corproation	2,088	3,043
19 shares of Automatic Data Processing	945	1,953
101 shares of BAE Systems PLC	2,234	2,953
28 shares of BASF SE Sponsored ADR	2,573	2,608
144 shares of BP PLC Sponsored ADR	6,162	5,383
27 shares of British American TOB PLC Spon ADR	2,818	3,042
19 shares of CME Group Incorporated	995	2,192
27 shares of Commonwealth Bank of Australia	1,797	1,611
249 shares of Corning Incorporated	4,567	6,043
135 shares of Deutsche Telekom AG Spon ADR	1,810	2,329
78 shares of Deutsche Post AG Spon ADR	1,997	2,570
16 shares of Diago PLC Sponsored ADR	1,731	1,663
52 shares of Dow Chemical Company	1,823	2,975
106 shares of Emerson Electric	5,764	5,910
121 shares of GEO Group Incorporated REIT	3,753	4,348
28 shares of Gallagher Arthur J Company	968	1,455
33 shares of General Mills	1,730	2,038
70 shares of Imperial Brands PLC Spon ADR	2,689	3,064
117 shares of Intel Corporation	2,381	4,244
307 shares of Iron Mountain Incorporated REIT	9,787	9,971
8 shares of Lockheed Martin	863	2,000
179 shares of Microsoft	5,165	11,123
27 shares of Microchip Technology	775	1,732

Name of Stock	End of Year Book Value	End of Year Fair Market Value
197 shares of Munich RE Group ADR	3,681	3,733
88 shares of National Fuel Gas Company	4,839	4,984
18 shares of Nestles SA Sponsored ADR	1,175	1,294
148 shares of Occidental Petroleum	11,596	10,542
235 shares of Orkla AS Sponsored ADR	1,824	2,135
95 shares of Owens Minor Inc	2,747	3,353
66 shares of PNC Financial Services	4,071	7,719
129 shares of Qualcomm Incorporated	8,194	8,411
88 shares of Regal Entertainment	1,200	1,813
86 shares of Roche Holding Ltd Spon ADR	2,423	2,460
66 shares of Rogers Communications	2,610	2,543
61 shares of Royal Dutch Shell ADR A	3,977	3,317
108 shares of SSE PLC Sponsored ADR	2,518	2,073
280 shares of Sanofi Sponsored ADR	11,941	11,323
142 shares of Statoil ASA Sponsored ADR	2,488	2,590
244 shares of Svenska Handelsbanken ADR	1,816	1,700
63 shares of Swisscom AG Sponsored ADR	2,742	2,827
69 shares of Target Corporation	4,279	4,984
144 shares of Telstra Corporation	3,290	2,659
243 shares of Terna Rete Elettrica Nazionale	3,062	3,346
120 shares of Thomson Reuters Corp	3,470	5,254
158 shares of US Bancorp	5,656	8,117
55 shares of United Parcel Service	4,436	6,305
92 shares of Vinci SA ADR	1,098	1,560
75 shares of Wal-Mart Stores	5,474	5,184
29 shares of Waste Mgt Inc	974	2,056
108 shares of Wells Fargo Company	5,255	5,952
249 shares of Western Union	3,721	5,408
89 shares of Westpac Bkg Corp	2,349	2,090
39 shares of Daimler AG Reg Shs	2,420	2,901

Name of Stock	End of Year Book Value	End of Year Fair Market Value
71 shares of Aircastle Limited	1,193	1,480
71 shares of Amerigas Partners LP	2,902	3,403
86 shares of Enterprise Products Partners LP	2,213	2,326
40 shares of Realty Income Corporation REIT	1,646	2,299
122 shares of Ventas Incorporated REIT	6,760	7,628
144 shares of Cinemark Holdings	4,560	5,524
55 shares of Compass Minerals International	4,646	4,309
77 shares of Motorola Solutions Incorporated	5,007	6,383
83 shares of Omnicom Group Incorporated	5,778	7,064
87 shares of Peoples United Financial	1,303	1,684
115 shares of Unibail-Rodamco SE ADR REP JCE 08	3,079	2,751
59 shares of WEC Energy Group Incorporated	2,729	3,460
15 shares of Agrium Incorporated	1,451	1,508
111 shares of Allianz SE SP ADR	1,868	1,838
94 shares of Axa SA Sponsored ADR	2,339	2,378
30 shares of CNA Financial Corporation	1,221	1,245
43 shares of Entergy Corporation	3,030	3,159
178 shares of Exxon Mobil Corporation	13,072	16,066
138 shares of Fastenal Company	5,844	6,483
385 shares of Gas Nat SDG SA ADR	1,829	1,455
43 shares of Pfizer Incorporated	1,432	1,397
52 shares of Praxair Incorporated	5,751	6,094
513 shares of Scor Sponsored ADR	1,859	1,777
27 shares of Siemens A G Sponsored ADR	2,981	3,326
58 shares of Singapore Telecommunications	1,813	1,465
17 shares of Singapore Exchange Limited ADR	1,513	1,264
86 shares of Sonic Healthcare Limited ADR	1,453	1,333
81 shares of Tawain Semiconductor Mfg	1,809	2,329
51 shares of Telus Corporation	1,742	1,622
36 shares of Texas Instruments Incorporated	1,750	2,627

Name of Stock	End of Year Book Value	End of Year Fair Market Value
44 shares of Vectren Corporation	1,895	2,295
115 shares of Communications Sales Leasing REIT	3,276	2,922
49 shares of Magellan Midstream Partners LP	3,240	3,706
99 shares of Spectra Energy Partners LP	4,413	4,538
120 shares of Weyerhaeuser Company REIT	3,884	3,611
29 shares of Amgen Incorporated	4,484	4,240
162 shares of BBT Corporation	5,407	7,617
4 shares of Blackrock Incorporated	1,298	1,522
49 shares of Cardinal Health Incorporated	3,826	3,527
81 shares of Cisco Systems Inc	2,290	2,448
35 shares of Consolidated Edison Inc	2,329	2,579
33 shares of Dineequity Incorporated	2,628	2,541
16 shares of Grainger W W Incorporated	3,828	3,716
77 shares of Metlife Incorporated	3,241	4,150
84 shares of Michelin Compagnie Generale DE ADR	1,790	1,873
80 shares of Novartis AG Spon ADR	6,184	5,827
27 shares of Polaris Industries Incorporated	2,479	2,225
25 shares of Royal Bank Canada Montreal	1,714	1,690
52 shares of Sky PLC Spon ADR	2,359	2,547
29 shares of Time Warner Incorporated	1,879	2,799
49 shares of Union Pacific Corporation	3,690	5,080
57 shares of Valero Energy Corporation	3,299	3,894
40 shares of Axis Capital Holdings Limited	2,389	2,611
29 shares of Eaton Corporation PLC	1,444	1,946
84 shares of Johnson Controls Intl PLC	3,838	3,460
63 shares of TE Connectivity Limited Reg	3,860	4,365
32 shares of Lyondellbasell Industries NV	2,608	2,745
32 shares of Cedar Fair LP	1,867	2,055
62 shares of Crown Castle Intl Corp REIT	5,703	5,380
70 shares of Ryman Hospitality Pptys Inc REIT	3,583	4,411

Name of Stock	End of Year Book Value	End of Year Fair Market Value
96 shares of Sabra Health Care REIT	2,368	2,345

TY 2016 Other Expenses Schedule**Name:** Sidener Foundation**EIN:** 51-0189216**Software ID:** 16000333**Software Version:** 17.2.0.0**Other Expenses Schedule**

Description	Revenue and Expenses per Books	Net Investment Income	Adjusted Net Income	Disbursements for Charitable Purposes
Bank charges	180	180		
Annual registration report	10			10
Office expense	23			23

TY 2016 Other Income Schedule**Name:** Sidener Foundation**EIN:** 51-0189216**Software ID:** 16000333**Software Version:** 17.2.0.0**Other Income Schedule**

Description	Revenue And Expenses Per Books	Net Investment Income	Adjusted Net Income
Amerigas Partners	-193	-193	
Cedar Fair LP	-54	-54	
Enterprise Products Partners	-195	-195	
Magellan Midstream Partners	-144	-144	
Martin Midstream Partners	-26	-26	
Spectra Energy Partners	-237	-237	

TY 2016 Other Professional Fees Schedule**Name:** Sidener Foundation**EIN:** 51-0189216**Software ID:** 16000333**Software Version:** 17.2.0.0

Category	Amount	Net Investment Income	Adjusted Net Income	Disbursements for Charitable Purposes
Raymond James	9,231	9,231		

TY 2016 Taxes Schedule**Name:** Sidener Foundation**EIN:** 51-0189216**Software ID:** 16000333**Software Version:** 17.2.0.0

Category	Amount	Net Investment Income	Adjusted Net Income	Disbursements for Charitable Purposes
Federal excise tax	1,100	1,100		
Foreign tax	929	929		