



See a Social Security Number? Say Something!
Report Privacy Problems to <https://public.resource.org/privacy>
Or call the IRS Identity Theft Hotline at 1-800-908-4490



Return of Private Foundation

2016

Department of the Treasury
Internal Revenue Service

or Section 4947(a)(1) Trust Treated as Private Foundation
Do not enter social security numbers on this form as it may be made public.

Information about Form 990-PF and its separate instructions is at www.irs.gov/form990pf

Open to Public Inspection

For calendar year 2016 or tax year beginning , 2016, and ending , 20

Name of foundation
ARMY QUARTERMASTER FNDN CHAR TR 470044001

Number and street (or P.O. box number if mail is not delivered to street address) Room/suite
PO BOX 66916

City or town, state or province, country, and ZIP or foreign postal code
ST. LOUIS, MO 63166-6916

A Employer identification number
47-6365941

B Telephone number (see instructions)
314-515-4918

G Check all that apply:

| | |
|---|--|
| <input type="checkbox"/> Initial return | <input type="checkbox"/> Initial return of a former public charity |
| <input type="checkbox"/> Final return | <input type="checkbox"/> Amended return |
| <input type="checkbox"/> Address change | <input type="checkbox"/> Name change |

H Check type of organization: Section 501(c)(3) exempt private foundation
 Section 4947(a)(1) nonexempt charitable trust Other taxable private foundation

I Fair market value of all assets at end of year (from Part II, col. (c), line 16) ▶ \$ 617,923.

J Accounting method: Cash Accrual
 Other (specify) _____
(Part I, column (d) must be on cash basis)

C If exemption application is pending, check here

D 1 Foreign organizations, check here
2 Foreign organizations meeting the 85% test, check here and attach computation

E If private foundation status was terminated under section 507(b)(1)(A), check here

F If the foundation is in a 60-month termination under section 507(b)(1)(B), check here

| Part I Analysis of Revenue and Expenses (The total of amounts in columns (b), (c), and (d) may not necessarily equal the amounts in column (a) (see instructions).) | | (a) Revenue and expenses per books | (b) Net investment income | (c) Adjusted net income | (d) Disbursements for charitable purposes (cash basis only) |
|--|---|------------------------------------|---------------------------|-------------------------|---|
| 1 | Contributions, gifts, grants, etc., received (attach schedule) | | | | |
| 2 | Check <input checked="" type="checkbox"/> if the foundation is not required to attach Sch. B. | | | | |
| 3 | Interest on savings and temporary cash investments | | | | |
| 4 | Dividends and interest from securities | 11,152. | 11,116. | | STMT 1 |
| 5a | Gross rents | | | | |
| b | Net rental income or (loss) | | | | |
| 6a | Net gain or (loss) from sale of assets not on line 10 | 6,126. | | | |
| b | Gross sales price for all assets on line 6a | 162,482 | | | |
| 7 | Capital gain net income (from Part IV, line 2) | | 6,126. | | |
| 8 | Net short-term capital gain | | | | |
| 9 | Income modifications | | | | |
| 10a | Gross sales less returns and allowances | | | | |
| b | Less: Cost of goods sold | | | | |
| c | Gross profit or (loss) (attach schedule) | | | | |
| 11 | Other income (attach schedule) | | | | |
| 12 | Total. Add lines 1 through 11 | 17,278. | 17,242. | | |
| 13 | Compensation of officers, directors, trustees, etc. | 9,958. | 9,939. | | |
| 14 | Other employee salaries and wages | | | | |
| 15 | Pension plans, employee benefits | | | | |
| 16a | Legal fees (attach schedule) | | | | |
| b | Accounting fees (attach schedule) STMT-2 | 600. | NONE | NONE | 600. |
| c | Other professional fees (attach schedule) | | | | |
| 17 | Interest | | | | |
| 18 | Taxes (attach schedule) (see instructions) STMT-3 | 598. | 165. | | |
| 19 | Depreciation (attach schedule) and depletion | | | | |
| 20 | Occupancy | | | | |
| 21 | Travel, conferences, and meetings | | | | |
| 22 | Printing and publications | | | | |
| 23 | Other expenses (attach schedule) | | | | |
| 24 | Total operating and administrative expenses. Add lines 13 through 23. | 11,156. | 10,104. | NONE | 600. |
| 25 | Contributions, gifts, grants paid | 26,424. | | | 26,424. |
| 26 | Total expenses and disbursements Add lines 24 and 25 | 37,580. | 10,104. | NONE | 27,024. |
| 27 | Subtract line 26 from line 12 | | | | |
| a | Excess of revenue over expenses and disbursements | -20,302. | | | |
| b | Net investment income (if negative, enter -0-) | | 7,138. | | |
| c | Adjusted net income (if negative, enter -0-) | | | | |

SCANNED MAY 24 2017

Operating and Administrative Expenses

MAY 15 2017

| Part II Balance Sheets | | Attached schedules and amounts in the description column should be for end-of-year amounts only (See instructions) | | Beginning of year | End of year | |
|-----------------------------|---|---|----------------|-----------------------|-------------|--|
| | | (a) Book Value | (b) Book Value | (c) Fair Market Value | | |
| Assets | 1 | Cash - non-interest-bearing | 240. | | | |
| | 2 | Savings and temporary cash investments | 20,629. | 20,569. | 20,569. | |
| | 3 | Accounts receivable ▶ | | | | |
| | | Less: allowance for doubtful accounts ▶ | | | | |
| | 4 | Pledges receivable ▶ | | | | |
| | | Less: allowance for doubtful accounts ▶ | | | | |
| | 5 | Grants receivable | | | | |
| | 6 | Receivables due from officers, directors, trustees, and other disqualified persons (attach schedule) (see instructions) | | | | |
| | 7 | Other notes and loans receivable (attach schedule) ▶ | | | | |
| | | Less: allowance for doubtful accounts ▶ | | | | |
| | 8 | Inventories for sale or use | | | | |
| | 9 | Prepaid expenses and deferred charges | | | | |
| | 10a | Investments - U.S. and state government obligations (attach schedule) | | | | |
| | b | Investments - corporate stock (attach schedule) | | | | |
| | c | Investments - corporate bonds (attach schedule) | | | | |
| | 11 | Investments - land, buildings, and equipment, basis ▶ Less: accumulated depreciation (attach schedule) ▶ | | | | |
| 12 | Investments - mortgage loans | | | | | |
| 13 | Investments - other (attach schedule) | 623,637. | 603,635. | 597,354. | | |
| 14 | Land, buildings, and equipment, basis ▶ Less: accumulated depreciation (attach schedule) ▶ | | | | | |
| 15 | Other assets (describe ▶) | | | | | |
| 16 | Total assets (to be completed by all filers - see the instructions. Also, see page 1, item I) | 644,506. | 624,204. | 617,923. | | |
| Liabilities | 17 | Accounts payable and accrued expenses | | | | |
| | 18 | Grants payable | | | | |
| | 19 | Deferred revenue | | | | |
| | 20 | Loans from officers, directors, trustees, and other disqualified persons | | | | |
| | 21 | Mortgages and other notes payable (attach schedule) | | | | |
| | 22 | Other liabilities (describe ▶) | | | | |
| 23 | Total liabilities (add lines 17 through 22) | | | NONE | | |
| Net Assets or Fund Balances | Foundations that follow SFAS 117, check here ▶ <input type="checkbox"/> and complete lines 24 through 26 and lines 30 and 31. | | | | | |
| | 24 | Unrestricted | | | | |
| | 25 | Temporarily restricted | | | | |
| | 26 | Permanently restricted | | | | |
| | Foundations that do not follow SFAS 117, check here and complete lines 27 through 31. ▶ <input checked="" type="checkbox"/> | | | | | |
| | 27 | Capital stock, trust principal, or current funds | 644,506. | 624,204. | | |
| | 28 | Paid-in or capital surplus, or land, bldg., and equipment fund | | | | |
| 29 | Retained earnings, accumulated income, endowment, or other funds | | | | | |
| 30 | Total net assets or fund balances (see instructions) | 644,506. | 624,204. | | | |
| 31 | Total liabilities and net assets/fund balances (see instructions) | 644,506. | 624,204. | | | |

| Part III Analysis of Changes in Net Assets or Fund Balances | | | |
|---|--|---|----------|
| 1 | Total net assets or fund balances at beginning of year - Part II, column (a), line 30 (must agree with end-of-year figure reported on prior year's return) | 1 | 644,506. |
| 2 | Enter amount from Part I, line 27a | 2 | -20,302. |
| 3 | Other increases not included in line 2 (itemize) ▶ | 3 | |
| 4 | Add lines 1, 2, and 3 | 4 | 624,204. |
| 5 | Decreases not included in line 2 (itemize) ▶ | 5 | |
| 6 | Total net assets or fund balances at end of year (line 4 minus line 5) - Part II, column (b), line 30 | 6 | 624,204. |

Part IV Capital Gains and Losses for Tax on Investment Income

(a) List and describe the kind(s) of property sold (e.g., real estate, 2-story brick warehouse, or common stock, 200 shs. MLC Co.)

| (a) | (b) How acquired P - Purchase D - Donation | (c) Date acquired (mo, day, yr) | (d) Date sold (mo, day, yr) |
|---------------------------------------|--|------------------------------------|--------------------------------|
| 1 a PUBLICLY TRADED SECURITIES | | | |
| b | | | |
| c | | | |
| d | | | |
| e | | | |

| (e) Gross sales price | (f) Depreciation allowed (or allowable) | (g) Cost or other basis plus expense of sale | (h) Gain or (loss) (e) plus (f) minus (g) |
|-----------------------|--|---|--|
| a 162,482. | | 156,356. | 6,126. |
| b | | | |
| c | | | |
| d | | | |
| e | | | |

Complete only for assets showing gain in column (h) and owned by the foundation on 12/31/69

| (i) F.M.V. as of 12/31/69 | (j) Adjusted basis as of 12/31/69 | (k) Excess of col. (i) over col. (j), if any | (l) Gains (Col. (h) gain minus col. (k), but not less than -0-) or Losses (from col. (h)) |
|---------------------------|--------------------------------------|---|---|
| a | | | 6,126. |
| b | | | |
| c | | | |
| d | | | |
| e | | | |

| | | |
|--|----------|--------|
| 2 Capital gain net income or (net capital loss) { If gain, also enter in Part I, line 7 If (loss), enter -0- in Part I, line 7 } | 2 | 6,126. |
| 3 Net short-term capital gain or (loss) as defined in sections 1222(5) and (6): If gain, also enter in Part I, line 8, column (c) (see instructions). If (loss), enter -0- in Part I, line 8 } | 3 | |

Part V Qualification Under Section 4940(e) for Reduced Tax on Net Investment Income

(For optional use by domestic private foundations subject to the section 4940(a) tax on net investment income.)

If section 4940(d)(2) applies, leave this part blank.

Was the foundation liable for the section 4942 tax on the distributable amount of any year in the base period? Yes No
If "Yes," the foundation does not qualify under section 4940(e). Do not complete this part.

1 Enter the appropriate amount in each column for each year; see the instructions before making any entries.

| (a) Base period years Calendar year (or tax year beginning in) | (b) Adjusted qualifying distributions | (c) Net value of noncharitable-use assets | (d) Distribution ratio (col (b) divided by col (c)) |
|--|--|--|---|
| 2015 | 14,803. | 537,130. | 0.027559 |
| 2014 | NONE | 532,061. | NONE |
| 2013 | | | |
| 2012 | | | |
| 2011 | | | |

| | | |
|--|----------|----------|
| 2 Total of line 1, column (d) | 2 | 0.027559 |
| 3 Average distribution ratio for the 5-year base period - divide the total on line 2 by 5, or by the number of years the foundation has been in existence if less than 5 years. | 3 | 0.013780 |
| 4 Enter the net value of noncharitable-use assets for 2016 from Part X, line 5 | 4 | 603,733. |
| 5 Multiply line 4 by line 3. | 5 | 8,319. |
| 6 Enter 1% of net investment income (1% of Part I, line 27b) | 6 | 71. |
| 7 Add lines 5 and 6 | 7 | 8,390. |
| 8 Enter qualifying distributions from Part XII, line 4 If line 8 is equal to or greater than line 7, check the box in Part VI, line 1b, and complete that part using a 1% tax rate. See the Part VI instructions. | 8 | 27,024. |

Part VI Excise Tax Based on Investment Income (Section 4940(a), 4940(b), 4940(e), or 4948 see instructions)

Table with 11 rows for excise tax calculations. Includes categories like 'Exempt operating foundations', 'Domestic foundations that meet the section 4940(e) requirements', and 'Tax due'. Values include 71, NONE, and 71.

Part VII-A Statements Regarding Activities

Table with 10 rows for activity statements. Includes questions like 'During the tax year, did the foundation attempt to influence any national, state, or local legislation?' and 'Did the foundation have at least \$5,000 in assets at any time during the year?'. Includes 'Yes' and 'No' columns with 'X' marks.

Part VII-A Statements Regarding Activities (continued)

11 At any time during the year, did the foundation, directly or indirectly, own a controlled entity within the meaning of section 512(b)(13)? If "Yes," attach schedule (see instructions) 11 Yes No X
12 Did the foundation make a distribution to a donor advised fund over which the foundation or a disqualified person had advisory privileges? If "Yes," attach statement (see instructions) 12 Yes No X
13 Did the foundation comply with the public inspection requirements for its annual returns and exemption application? Website address N/A
14 The books are in care of EDWARD JONES TRUST COMPANY Telephone no. (314) 515-4918 Located at 12555 MANCHESTER ROAD, ST LOUIS, MO ZIP+4 63131
15 Section 4947(a)(1) nonexempt charitable trusts filing Form 990-PF in lieu of Form 1041 - Check here 15 and enter the amount of tax-exempt interest received or accrued during the year 15
16 At any time during calendar year 2016, did the foundation have an interest in or a signature or other authority over a bank, securities, or other financial account in a foreign country? 16 Yes No X See the instructions for exceptions and filing requirements for FinCEN Form 114. If "Yes," enter the name of the foreign country

Part VII-B Statements Regarding Activities for Which Form 4720 May Be Required

File Form 4720 if any item is checked in the "Yes" column, unless an exception applies.

1a During the year did the foundation (either directly or indirectly):
(1) Engage in the sale or exchange, or leasing of property with a disqualified person? Yes X No
(2) Borrow money from, lend money to, or otherwise extend credit to (or accept it from) a disqualified person? Yes X No
(3) Furnish goods, services, or facilities to (or accept them from) a disqualified person? Yes X No
(4) Pay compensation to, or pay or reimburse the expenses of, a disqualified person? X Yes No
(5) Transfer any income or assets to a disqualified person (or make any of either available for the benefit or use of a disqualified person)? Yes X No
(6) Agree to pay money or property to a government official? (Exception. Check "No" if the foundation agreed to make a grant to or to employ the official for a period after termination of government service, if terminating within 90 days.) Yes X No
b If any answer is "Yes" to 1a(1)-(6), did any of the acts fail to qualify under the exceptions described in Regulations section 53.4941(d)-3 or in a current notice regarding disaster assistance (see instructions)? 1b Yes No X Organizations relying on a current notice regarding disaster assistance check here
c Did the foundation engage in a prior year in any of the acts described in 1a, other than excepted acts, that were not corrected before the first day of the tax year beginning in 2016? 1c Yes No X
2 Taxes on failure to distribute income (section 4942) (does not apply for years the foundation was a private operating foundation defined in section 4942(j)(3) or 4942(j)(5)):
a At the end of tax year 2016, did the foundation have any undistributed income (lines 6d and 6e, Part XIII) for tax year(s) beginning before 2016? Yes X No If "Yes," list the years
b Are there any years listed in 2a for which the foundation is not applying the provisions of section 4942(a)(2) (relating to incorrect valuation of assets) to the year's undistributed income? (If applying section 4942(a)(2) to all years listed, answer "No" and attach statement - see instructions.) 2b Yes No X
c If the provisions of section 4942(a)(2) are being applied to any of the years listed in 2a, list the years here.
3a Did the foundation hold more than a 2% direct or indirect interest in any business enterprise at any time during the year? Yes X No
b If "Yes," did it have excess business holdings in 2016 as a result of (1) any purchase by the foundation or disqualified persons after May 26, 1969, (2) the lapse of the 5-year period (or longer period approved by the Commissioner under section 4943(c)(7)) to dispose of holdings acquired by gift or bequest, or (3) the lapse of the 10-, 15-, or 20-year first phase holding period? (Use Schedule C, Form 4720, to determine if the foundation had excess business holdings in 2016.) 3b Yes No X
4a Did the foundation invest during the year any amount in a manner that would jeopardize its charitable purposes? 4a Yes No X
b Did the foundation make any investment in a prior year (but after December 31, 1969) that could jeopardize its charitable purpose that had not been removed from jeopardy before the first day of the tax year beginning in 2016? 4b Yes No X

Part VII-B Statements Regarding Activities for Which Form 4720 May Be Required (continued)

5a During the year did the foundation pay or incur any amount to... (1) Carry on propaganda... (2) Influence the outcome of any specific public election... (3) Provide a grant to an individual for travel... (4) Provide a grant to an organization other than a charitable... (5) Provide for any purpose other than religious... b If any answer is "Yes" to 5a(1)-(5), did any of the transactions fail to qualify... c If the answer is "Yes" to question 5a(4), does the foundation claim exemption from the tax... 6a Did the foundation, during the year, receive any funds... b Did the foundation, during the year, pay premiums... 7a At any time during the tax year, was the foundation a party to a prohibited tax shelter transaction? b If "Yes," did the foundation receive any proceeds or have any net income attributable to the transaction?

Part VIII Information About Officers, Directors, Trustees, Foundation Managers, Highly Paid Employees, and Contractors

1 List all officers, directors, trustees, foundation managers and their compensation (see instructions).

Table with 5 columns: (a) Name and address, (b) Title, and average hours per week devoted to position, (c) Compensation (if not paid, enter -0-), (d) Contributions to employee benefit plans and deferred compensation, (e) Expense account, other allowances. Row 1: EDWARD JONES TRUST COMPANY, TRUSTEE, 9,958, -0-, -0-.

2 Compensation of five highest-paid employees (other than those included on line 1 - see instructions). If none, enter "NONE."

Table with 5 columns: (a) Name and address of each employee paid more than \$50,000, (b) Title, and average hours per week devoted to position, (c) Compensation, (d) Contributions to employee benefit plans and deferred compensation, (e) Expense account, other allowances. Row 1: NONE, NONE, NONE, NONE.

Total number of other employees paid over \$50,000 NONE

Part VIII Information About Officers, Directors, Trustees, Foundation Managers, Highly Paid Employees, and Contractors (continued)

3 Five highest-paid independent contractors for professional services (see instructions). If none, enter "NONE."

| (a) Name and address of each person paid more than \$50,000 | (b) Type of service | (c) Compensation |
|---|---------------------|------------------|
| NONE | | NONE |
| | | |
| | | |
| | | |
| | | |
| | | |
| Total number of others receiving over \$50,000 for professional services | | NONE |

Part IX-A Summary of Direct Charitable Activities

| List the foundation's four largest direct charitable activities during the tax year. Include relevant statistical information such as the number of organizations and other beneficiaries served, conferences convened, research papers produced, etc. | Expenses |
|--|----------|
| 1 NONE | |
| 2 | |
| 3 | |
| 4 | |

Part IX-B Summary of Program-Related Investments (see instructions)

| Describe the two largest program-related investments made by the foundation during the tax year on lines 1 and 2. | Amount | |
|---|--------|--|
| 1 NONE | | |
| 2 | | |
| All other program-related investments. See instructions | | |
| 3 NONE | | |
| Total. Add lines 1 through 3 | | |

Part X Minimum Investment Return (All domestic foundations must complete this part. Foreign foundations, see instructions.)

| | | | |
|----------|---|-----------|----------|
| 1 | Fair market value of assets not used (or held for use) directly in carrying out charitable, etc., purposes: | | |
| a | Average monthly fair market value of securities | 1a | 593,651. |
| b | Average of monthly cash balances | 1b | 19,276. |
| c | Fair market value of all other assets (see instructions). | 1c | NONE |
| d | Total (add lines 1a, b, and c) | 1d | 612,927. |
| e | Reduction claimed for blockage or other factors reported on lines 1a and 1c (attach detailed explanation) | 1e | |
| 2 | Acquisition indebtedness applicable to line 1 assets | 2 | NONE |
| 3 | Subtract line 2 from line 1d | 3 | 612,927. |
| 4 | Cash deemed held for charitable activities. Enter 1 1/2% of line 3 (for greater amount, see instructions). | 4 | 9,194. |
| 5 | Net value of noncharitable-use assets. Subtract line 4 from line 3. Enter here and on Part V, line 4 | 5 | 603,733. |
| 6 | Minimum investment return. Enter 5% of line 5 | 6 | 30,187. |

Part XI Distributable Amount (see instructions) (Section 4942(j)(3) and (j)(5) private operating foundations and certain foreign organizations check here and do not complete this part.)

| | | | |
|-----------|--|-----------|---------|
| 1 | Minimum investment return from Part X, line 6 | 1 | 30,187. |
| 2a | Tax on investment income for 2016 from Part VI, line 5 | 2a | 71. |
| b | Income tax for 2016. (This does not include the tax from Part VI.) | 2b | |
| c | Add lines 2a and 2b | 2c | 71. |
| 3 | Distributable amount before adjustments. Subtract line 2c from line 1 | 3 | 30,116. |
| 4 | Recoveries of amounts treated as qualifying distributions | 4 | NONE |
| 5 | Add lines 3 and 4 | 5 | 30,116. |
| 6 | Deduction from distributable amount (see instructions). | 6 | NONE |
| 7 | Distributable amount as adjusted. Subtract line 6 from line 5. Enter here and on Part XIII, line 1. | 7 | 30,116. |

Part XII Qualifying Distributions (see instructions)

| | | | |
|----------|--|-----------|---------|
| 1 | Amounts paid (including administrative expenses) to accomplish charitable, etc., purposes: | | |
| a | Expenses, contributions, gifts, etc. - total from Part I, column (d), line 26 | 1a | 27,024. |
| b | Program-related investments - total from Part IX-B | 1b | |
| 2 | Amounts paid to acquire assets used (or held for use) directly in carrying out charitable, etc., purposes | 2 | NONE |
| 3 | Amounts set aside for specific charitable projects that satisfy the: | | |
| a | Suitability test (prior IRS approval required) | 3a | NONE |
| b | Cash distribution test (attach the required schedule) | 3b | NONE |
| 4 | Qualifying distributions. Add lines 1a through 3b. Enter here and on Part V, line 8, and Part XIII, line 4 | 4 | 27,024. |
| 5 | Foundations that qualify under section 4940(e) for the reduced rate of tax on net investment income. Enter 1% of Part I, line 27b (see instructions) | 5 | 71. |
| 6 | Adjusted qualifying distributions. Subtract line 5 from line 4 | 6 | 26,953. |

Note: The amount on line 6 will be used in Part V, column (b), in subsequent years when calculating whether the foundation qualifies for the section 4940(e) reduction of tax in those years.

Part XIII Undistributed Income (see instructions)

| | (a) Corpus | (b) Years prior to 2015 | (c) 2015 | (d) 2016 |
|--|---------------|----------------------------|-------------|-------------|
| 1 Distributable amount for 2016 from Part XI, line 7 | | | | 30,116. |
| 2 Undistributed income, if any, as of the end of 2016 | | | | |
| a Enter amount for 2015 only. | | | 22,201. | |
| b Total for prior years 20 <u>14</u> , 20 <u> </u> , 20 <u> </u> | | NONE | | |
| 3 Excess distributions carryover, if any, to 2016: | | | | |
| a From 2011 | NONE | | | |
| b From 2012 | NONE | | | |
| c From 2013 | NONE | | | |
| d From 2014 | NONE | | | |
| e From 2015 | NONE | | | |
| f Total of lines 3a through e | NONE | | | |
| 4 Qualifying distributions for 2016 from Part XII, line 4: ► \$ <u>27,024.</u> | | | | |
| a Applied to 2015, but not more than line 2a | | | 22,201. | |
| b Applied to undistributed income of prior years (Election required - see instructions) | | NONE | | |
| c Treated as distributions out of corpus (Election required - see instructions) | NONE | | | |
| d Applied to 2016 distributable amount. | | | | 4,823. |
| e Remaining amount distributed out of corpus. | NONE | | | |
| 5 Excess distributions carryover applied to 2016 . (If an amount appears in column (d), the same amount must be shown in column (a).) | NONE | | | NONE |
| 6 Enter the net total of each column as indicated below: | | | | |
| a Corpus. Add lines 3f, 4c, and 4e. Subtract line 5 | NONE | | | |
| b Prior years' undistributed income. Subtract line 4b from line 2b. | | NONE | | |
| c Enter the amount of prior years' undistributed income for which a notice of deficiency has been issued, or on which the section 4942(a) tax has been previously assessed | | NONE | | |
| d Subtract line 6c from line 6b. Taxable amount - see instructions | | NONE | | |
| e Undistributed income for 2015. Subtract line 4a from line 2a. Taxable amount - see instructions | | | | |
| f Undistributed income for 2016. Subtract lines 4d and 5 from line 1 This amount must be distributed in 2017. | | | | 25,293. |
| 7 Amounts treated as distributions out of corpus to satisfy requirements imposed by section 170(b)(1)(F) or 4942(g)(3) (Election may be required - see instructions) | NONE | | | |
| 8 Excess distributions carryover from 2011 not applied on line 5 or line 7 (see instructions) | NONE | | | |
| 9 Excess distributions carryover to 2017. Subtract lines 7 and 8 from line 6a | NONE | | | |
| 10 Analysis of line 9: | | | | |
| a Excess from 2012 | NONE | | | |
| b Excess from 2013 | NONE | | | |
| c Excess from 2014 | NONE | | | |
| d Excess from 2015 | NONE | | | |
| e Excess from 2016 | NONE | | | |

Part XIV Private Operating Foundations (see instructions and Part VII-A, question 9)

NOT APPLICABLE

1a If the foundation has received a ruling or determination letter that it is a private operating foundation, and the ruling is effective for 2016, enter the date of the ruling

b Check box to indicate whether the foundation is a private operating foundation described in section 4942(j)(3) or 4942(j)(5)

Table with 5 columns: (a) 2016, (b) 2015, (c) 2014, (d) 2013, (e) Total. Rows include: 2a Adjusted net income, 2b 85% of line 2a, 2c Qualifying distributions from Part XII, 2d Amounts included in line 2c not used directly for active conduct of exempt activities, 2e Qualifying distributions made directly for active conduct of exempt activities, 3 Alternative tests (Assets, Endowment, Support).

Part XV Supplementary Information (Complete this part only if the foundation had \$5,000 or more in assets at any time during the year - see instructions.)

1 Information Regarding Foundation Managers:

a List any managers of the foundation who have contributed more than 2% of the total contributions received by the foundation before the close of any tax year (but only if they have contributed more than \$5,000). (See section 507(d)(2).)

N/A

b List any managers of the foundation who own 10% or more of the stock of a corporation (or an equally large portion of the ownership of a partnership or other entity) of which the foundation has a 10% or greater interest.

N/A

2 Information Regarding Contribution, Grant, Gift, Loan, Scholarship, etc., Programs:

Check here [X] if the foundation only makes contributions to preselected charitable organizations and does not accept unsolicited requests for funds. If the foundation makes gifts, grants, etc. (see instructions) to individuals or organizations under other conditions, complete items 2a, b, c, and d.

a The name, address, and telephone number or e-mail address of the person to whom applications should be addressed:

b The form in which applications should be submitted and information and materials they should include:

c Any submission deadlines:

d Any restrictions or limitations on awards, such as by geographical areas, charitable fields, kinds of institutions, or other factors

Part XV Supplementary Information (continued)

3 Grants and Contributions Paid During the Year or Approved for Future Payment

| Recipient Name and address (home or business) | If recipient is an individual, show any relationship to any foundation manager or substantial contributor | Foundation status of recipient | Purpose of grant or contribution | Amount |
|---|--|--------------------------------------|-------------------------------------|---------------------|
| <p>a Paid during the year</p> <p>ARMY QUARTERMASTER FNDN INC PO BOX 5230 FORT LEE VA 23801</p> | NONE | PC | PROGRAM SUPPORT | 26,424. |
| Total | | | | ▶ 3a 26,424. |
| <p>b Approved for future payment</p> | | | | |
| Total | | | | ▶ 3b |

FORM 990PF, PART I - DIVIDENDS AND INTEREST FROM SECURITIES
=====

| DESCRIPTION ----- | REVENUE AND EXPENSES PER BOOKS ----- | NET INVESTMENT INCOME ----- |
|--|--|--------------------------------------|
| DIVIDENDS AND INTEREST FROM SECURITIES | 11,152. | 11,116. |
| TOTAL | 11,152. | 11,116. |

FORM 990PF, PART I - ACCOUNTING FEES

| DESCRIPTION | REVENUE AND EXPENSES PER BOOKS | NET INVESTMENT INCOME | ADJUSTED NET INCOME | CHARITABLE PURPOSES |
|----------------------|--------------------------------|-----------------------|---------------------|---------------------|
| TAX PREPARATION FEES | 600. | | | 600. |
| TOTALS | 600. | NONE | NONE | 600. |

FORM 990PF, PART I - TAXES
 =====

| DESCRIPTION ----- | REVENUE AND EXPENSES PER BOOKS ----- | NET INVESTMENT INCOME ----- |
|------------------------|--|--------------------------------------|
| FOREIGN TAX WITHHELD | 165. | 165. |
| EXCISE TAX BALANCE DUE | 433. | |
| | ----- | ----- |
| TOTALS | 598. | 165. |
| | ===== | ===== |

Account Summary Section




Statement of Value and Activity

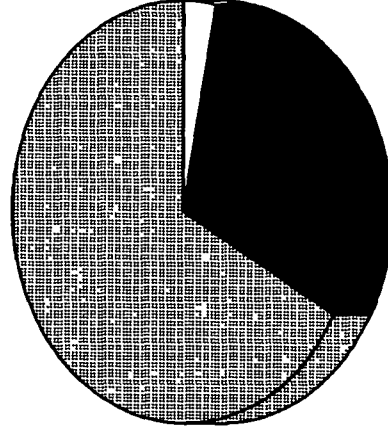
January 1, 2016 - December 31, 2016

Market Value Reconciliation

| | This Period | 1/1/16 to 12/31/16 |
|--|---------------------|---------------------|
| Beginning Market Value | \$614,808.32 | \$614,808.32 |
| Income | \$10,419.75 | \$10,419.75 |
| Additions | \$10,638.38 | \$10,638.38 |
| Disbursements | -\$37,453.21 | -\$37,453.21 |
| Security Transfers | \$0.00 | \$0.00 |
| Other | \$38.20 | \$38.20 |
| Change in Market Value | \$19,471.59 | \$19,471.59 |
| Ending Market Value | \$617,923.03 | \$617,923.03 |
| Realized Gains/Losses (Included in Total Above) | \$6,693.23 | \$6,693.23 |

Asset Allocation Summary

| | Asset Class | Balance |
|---|---|---------------------|
|  | 67% Equity Mutual Funds and Unit Trusts | \$412,753.82 |
|  | 30% Fixed Income Mutual Funds and Unit Trusts | \$184,599.96 |
|  | 3% Cash Equivalents | \$20,569.25 |
| 100% | Total Assets Value | \$617,923.03 |



Investment Objective: Balanced Toward Growth - A blended portfolio that emphasizes growth potential over current income.

Asset Detail Section

Statement of Value and Activity

January 1, 2016 - December 31, 2016

Asset Detail

| Description | Shares/Par Value | Current Price | Market Value | Tax Cost | Unrealized G/L | Est. Ann. Income |
|--|-------------------------|----------------------|---------------------|-----------------|-----------------------|-------------------------|
| Cash Equivalents | | | | | | |
| Federated Govt Obli Fd-Prm | 20,569.25 | 1.00 | \$20,569.25 | \$20,569.25 | \$0.00 | \$0.84 |
| Total Cash Equivalents | | | \$20,569.25 | \$20,569.25 | \$0.00 | \$0.84 |
| Equity Mutual Funds and Unit Trusts | | | | | | |
| American Europacific Growth Fd CL F2 | 799.81 | 44.97 | \$35,967.23 | \$38,563.10 | -\$2,595.87 | \$554.26 |
| BlackRock Equity Divid Instl CL | 2,025.47 | 22.55 | \$45,674.24 | \$43,941.66 | \$1,732.58 | \$887.15 |
| Credit Suisse Comm RET Strategy Fd | 3,092.61 | 5.07 | \$15,679.54 | \$14,155.70 | \$1,523.84 | \$0.00 |
| Delaware Emerging Markets Fund-Inst | 868.73 | 14.55 | \$12,639.98 | \$9,825.30 | \$2,814.68 | \$119.02 |
| Edgewood Growth Fund-Ins | 841.37 | 22.21 | \$18,686.85 | \$17,738.61 | \$948.24 | \$3.45 |
| Federated Intl Strat Val-Is | 4,958.79 | 3.43 | \$17,008.65 | \$17,802.05 | -\$793.40 | \$575.22 |
| Fundamental Investors-F2 | 645.61 | 54.43 | \$35,140.33 | \$34,466.17 | \$674.16 | \$462.90 |
| Goldman Sachs Mid Cap Equity CL I | 690.67 | 37.08 | \$25,609.86 | \$25,210.88 | \$398.98 | \$380.56 |
| Harbor Cap Appreciation Instit CL | 660.95 | 56.65 | \$37,442.82 | \$40,610.92 | -\$3,168.10 | \$40.26 |
| Harbor Internatl Fd Instl CL | 410.32 | 58.41 | \$23,966.85 | \$24,740.39 | -\$773.54 | \$477.20 |
| Hartford Div & Growth Fd CL Y | 1,562.64 | 24.99 | \$39,050.45 | \$39,422.74 | -\$372.29 | \$692.25 |
| Invesco Sm Cap Equity Fund-Y | 1,118.68 | 14.66 | \$16,399.82 | \$17,365.91 | -\$966.09 | \$0.00 |
| Ivy Mid Cap Growth Fund CL I | 889.18 | 20.82 | \$18,512.64 | \$19,212.41 | -\$699.77 | \$0.00 |
| John Hancock US Gbl Lead-I | 572.75 | 41.37 | \$23,694.67 | \$25,958.89 | -\$2,264.22 | \$0.00 |
| Oppenheimer Equity Income-I | 1,121.35 | 29.61 | \$33,203.17 | \$33,878.19 | -\$675.02 | \$878.02 |
| Schwab US REIT ETF | 343.00 | 41.04 | \$14,076.72 | \$14,002.43 | \$74.29 | \$394.79 |
| Total Equity Mutual Funds and Unit Trusts | | | \$412,753.82 | \$416,895.35 | -\$4,141.53 | \$5,465.08 |

Asset Detail Section (continued)

Statement of Value and Activity

January 1, 2016 - December 31, 2016

| Description | Shares/Par Value | Current Price | Market Value | Tax Cost | Unrealized G/L | Est. Ann. Income |
|--|-------------------------|----------------------|---------------------|---------------------|-----------------------|-------------------------|
| <i>Fixed Income Mutual Funds and Unit Trusts</i> | | | | | | |
| Dodge & Cox Income Fd | 2,653.29 | 13.59 | \$36,058.27 | \$35,664.00 | \$394.27 | \$1,162.14 |
| Com | | | | | | |
| Dreyfus Bond Market Index Fd | 2,869.30 | 10.24 | \$29,381.58 | \$29,978.08 | -\$596.50 | \$728.80 |
| Basic Class Fd #710 | | | | | | |
| Janus Flexible Bond Fund CL I | 1,722.77 | 10.29 | \$17,727.32 | \$18,031.15 | -\$303.83 | \$494.44 |
| JPMorgan TR II | 2,509.92 | 7.35 | \$18,447.92 | \$18,606.46 | -\$158.54 | \$1,016.52 |
| High Yield Bd Fd Select CL | | | | | | |
| JPMorgan TR II Core Bd Select | 3,581.09 | 11.48 | \$41,110.96 | \$41,751.07 | -\$640.11 | \$1,013.45 |
| Legg Mason Bw Global Opportunities | 1,144.92 | 10.09 | \$11,552.21 | \$12,175.18 | -\$622.97 | \$0.00 |
| Bond Fund | | | | | | |
| T. Rowe Price Short-Term Bond | 6,437.73 | 4.71 | \$30,321.70 | \$30,534.14 | -\$212.44 | \$483.99 |
| Fund Inc | | | | | | |
| <hr/> | | | | | | |
| Total Fixed Income Mutual Funds and Unit Trusts | | | \$184,599.96 | \$186,740.08 | -\$2,140.12 | \$4,899.34 |
| <hr/> | | | | | | |
| Total All Assets | | | \$617,923.03 | \$624,204.68 | -\$6,281.65 | \$10,365.26 |