







See a Social Security Number? Say Something!  
Report Privacy Problems to <https://public.resource.org/privacy>  
Or call the IRS Identity Theft Hotline at 1-800-908-4490



For calendar year 2016, or tax year beginning 01-01-2016, and ending 12-31-2016

|  |   |  |  |
|--|---|--|--|
| Name of foundation<br>JOHN AND CAROLYN CONN EDUCATIONAL F<br>FOUNDATION INC  |   | A Employer identification number<br>46-1512209   |  |
| Number and street (or P O box number if mail is not delivered to street address)<br>1211 GOVERNMENT ST   |   | Room/suite   | B Telephone number (see instructions)<br>(251) 368-3186  |
| City or town, state or province, country, and ZIP or foreign postal code<br>MOBILE, AL 36604   |   | C If exemption application is pending, check here <input type="checkbox"/>   |  |
| G Check all that apply<br><input type="checkbox"/> Initial return<br><input type="checkbox"/> Final return<br><input type="checkbox"/> Address change<br><input type="checkbox"/> Initial return of a former public charity<br><input type="checkbox"/> Amended return<br><input type="checkbox"/> Name change |   | D 1. Foreign organizations, check here <input type="checkbox"/><br>2. Foreign organizations meeting the 85% test, check here and attach computation <input type="checkbox"/> |  |
| H Check type of organization<br><input checked="" type="checkbox"/> Section 501(c)(3) exempt private foundation<br><input type="checkbox"/> Section 4947(a)(1) nonexempt charitable trust<br><input type="checkbox"/> Other taxable private foundation   |   | E If private foundation status was terminated under section 507(b)(1)(A), check here <input type="checkbox"/>  |  |
| I Fair market value of all assets at end of year (from Part II, col (c), line 16) \$ 951,980   | J Accounting method<br><input checked="" type="checkbox"/> Cash <input type="checkbox"/> Accrual<br><input type="checkbox"/> Other (specify) _____<br>(Part I, column (d) must be on cash basis ) |  | F If the foundation is in a 60-month termination under section 507(b)(1)(B), check here <input type="checkbox"/> |

| Part I Analysis of Revenue and Expenses (The total of amounts in columns (b), (c), and (d) may not necessarily equal the amounts in column (a) (see instructions) ) |  | (a) Revenue and expenses per books | (b) Net investment income | (c) Adjusted net income | (d) Disbursements for charitable purposes (cash basis only) |
|---|--|------------------------------------|---------------------------|-------------------------|---|
| Revenue   | 1 Contributions, gifts, grants, etc , received (attach schedule)   |                                    |                           |                         |   |
|   | 2 Check <input checked="" type="checkbox"/> if the foundation is <b>not</b> required to attach Sch B . . . . .                                     |                                    |                           |                         |   |
|   | 3 Interest on savings and temporary cash investments . . . . .   | 43,516                             | 43,516                    | 43,516                  |   |
|   | 4 Dividends and interest from securities . . . . .   | 25,318                             | 25,318                    | 25,318                  |   |
|   | 5a Gross rents . . . . .   |                                    |                           |                         |   |
|   | b Net rental income or (loss) _____  |                                    |                           |                         |   |
|   | 6a Net gain or (loss) from sale of assets not on line 10  _____ | -181,845                           |                           |                         |   |
|   | b Gross sales price for all assets on line 6a _____<br>1,192,571   |                                    |                           |                         |   |
|   | 7 Capital gain net income (from Part IV, line 2) . . . . .   |                                    | 312                       |                         |   |
|   | 8 Net short-term capital gain . . . . .  |                                    |                           |                         |   |
|   | 9 Income modifications . . . . .   |                                    |                           |                         |   |
|   | 10a Gross sales less returns and allowances _____  |                                    |                           |                         |   |
| Operating and Administrative Expenses   | b Less Cost of goods sold . . . . .  |                                    |                           |                         |   |
|   | c Gross profit or (loss) (attach schedule) . . . . .   |                                    |                           |                         |   |
|   | 11 Other income (attach schedule) . . . . .                     | -564                               |                           | -564                    |   |
|   | 12 Total. Add lines 1 through 11 . . . . .   | -113,575                           | 69,146                    | 68,270                  |   |
|   | 13 Compensation of officers, directors, trustees, etc  |                                    |                           |                         |   |
|   | 14 Other employee salaries and wages . . . . .   |                                    |                           |                         |   |
|   | 15 Pension plans, employee benefits . . . . .  |                                    |                           |                         |   |
|   | 16a Legal fees (attach schedule) . . . . .   |                                    |                           |                         |   |
|   | b Accounting fees (attach schedule) . . . . .                   | 6,645                              |                           |                         |   |
|   | c Other professional fees (attach schedule) . . . . .  |                                    |                           |                         |   |
|   | 17 Interest . . . . .  | 11,571                             |                           |                         |   |
|   | 18 Taxes (attach schedule) (see instructions) . . . . .         | 745                                |                           |                         |   |
|   | 19 Depreciation (attach schedule) and depletion . . . . .  |                                    |                           |                         |   |
|   | 20 Occupancy . . . . .   |                                    |                           |                         |   |
|   | 21 Travel, conferences, and meetings . . . . .   |                                    |                           |                         |   |
|   | 22 Printing and publications . . . . .   |                                    |                           |                         |   |
|   | 23 Other expenses (attach schedule) . . . . .  |                                    |                           |                         |   |
|   | 24 Total operating and administrative expenses.<br>Add lines 13 through 23 . . . . .   | 18,961                             | 0                         |                         | 0   |
|   | 25 Contributions, gifts, grants paid . . . . .   | 50,600                             |                           |                         | 50,600  |
|   | 26 Total expenses and disbursements. Add lines 24 and 25   | 69,561                             | 0                         |                         | 50,600  |
|   | 27 Subtract line 26 from line 12   |                                    |                           |                         |   |
|   | a Excess of revenue over expenses and disbursements  | -183,136                           |                           |                         |   |
|   | b Net investment income (if negative, enter -0-)   |                                    | 69,146                    |                         |   |
| c Adjusted net income (if negative, enter -0-)  |  |                                    |                           | 68,270                  |   |

| Part II Balance Sheets      |  | Attached schedules and amounts in the description column should be for end-of-year amounts only (See instructions)                |                |                       | Beginning of year | End of year |  |
|-----------------------------|--|---|----------------|-----------------------|-------------------|-------------|--|
|                             |  | (a) Book Value  | (b) Book Value | (c) Fair Market Value |                   |             |  |
| Assets                      | 1  | Cash—non-interest-bearing . . . . .   | 34,327         | 49,529                | 49,529            |             |  |
|                             | 2  | Savings and temporary cash investments . . . . .  | 65,823         | 18,582                | 9,790             |             |  |
|                             | 3  | Accounts receivable ▶ _____<br>Less allowance for doubtful accounts ▶ _____   |                |                       |                   |             |  |
|                             | 4  | Pledges receivable ▶ _____<br>Less allowance for doubtful accounts ▶ _____  |                |                       |                   |             |  |
|                             | 5  | Grants receivable . . . . .   |                |                       |                   |             |  |
|                             | 6  | Receivables due from officers, directors, trustees, and other disqualified persons (attach schedule) (see instructions) . . . . . |                |                       |                   |             |  |
|                             | 7  | Other notes and loans receivable (attach schedule) ▶ _____<br>Less allowance for doubtful accounts ▶ _____                        |                |                       |                   |             |  |
|                             | 8  | Inventories for sale or use . . . . .   |                |                       |                   |             |  |
|                             | 9  | Prepaid expenses and deferred charges . . . . .   |                |                       |                   |             |  |
|                             | 10a  | Investments—U S and state government obligations (attach schedule)  |                |                       |                   |             |  |
|                             | b  | Investments—corporate stock (attach schedule) . . . . .   | 311,328        | 285,179               | 250,270           |             |  |
|                             | c  | Investments—corporate bonds (attach schedule) . . . . .   | 733,480        | 677,000               | 628,966           |             |  |
|                             | 11   | Investments—land, buildings, and equipment basis ▶ _____<br>Less accumulated depreciation (attach schedule) ▶ _____               |                |                       |                   |             |  |
|                             | 12   | Investments—mortgage loans . . . . .  |                |                       |                   |             |  |
|                             | 13   | Investments—other (attach schedule) . . . . .   | 81,345         | 12,855                | 13,425            |             |  |
|                             | 14   | Land, buildings, and equipment basis ▶ _____<br>Less accumulated depreciation (attach schedule) ▶ _____                           |                |                       |                   |             |  |
| 15                          | Other assets (describe ▶ _____)  |   |                |                       |                   |             |  |
| 16                          | <b>Total assets</b> (to be completed by all filers—see the instructions Also, see page 1, item I)  | 1,226,303   | 1,043,145      | 951,980               |                   |             |  |
| Liabilities                 | 17   | Accounts payable and accrued expenses . . . . .   |                |                       |                   |             |  |
|                             | 18   | Grants payable . . . . .  |                |                       |                   |             |  |
|                             | 19   | Deferred revenue . . . . .  |                |                       |                   |             |  |
|                             | 20   | Loans from officers, directors, trustees, and other disqualified persons  |                |                       |                   |             |  |
|                             | 21   | Mortgages and other notes payable (attach schedule) . . . . .   |                |                       |                   |             |  |
|                             | 22   | Other liabilities (describe ▶ _____)  |                |                       |                   |             |  |
|                             | 23   | <b>Total liabilities</b> (add lines 17 through 22) . . . . .  |                | 0                     |                   |             |  |
| Net Assets or Fund Balances | <b>Foundations that follow SFAS 117, check here</b> <input type="checkbox"/><br><b>and complete lines 24 through 26 and lines 30 and 31.</b> |   |                |                       |                   |             |  |
|                             | 24   | Unrestricted . . . . .  |                |                       |                   |             |  |
|                             | 25   | Temporarily restricted . . . . .  |                |                       |                   |             |  |
|                             | 26   | Permanently restricted . . . . .  |                |                       |                   |             |  |
|                             | <b>Foundations that do not follow SFAS 117, check here</b> <input checked="" type="checkbox"/><br><b>and complete lines 27 through 31.</b>   |   |                |                       |                   |             |  |
|                             | 27   | Capital stock, trust principal, or current funds . . . . .  | 1,311,659      | 1,311,659             |                   |             |  |
|                             | 28   | Paid-in or capital surplus, or land, bldg , and equipment fund  |                |                       |                   |             |  |
| 29                          | Retained earnings, accumulated income, endowment, or other funds   | -85,356   | -268,514       |                       |                   |             |  |
| 30                          | <b>Total net assets or fund balances</b> (see instructions) . . . . .  | 1,226,303   | 1,043,145      |                       |                   |             |  |
| 31                          | <b>Total liabilities and net assets/fund balances</b> (see instructions) .   | 1,226,303   | 1,043,145      |                       |                   |             |  |

**Part III Analysis of Changes in Net Assets or Fund Balances**

|   |  |   |           |
|---|--|---|-----------|
| 1 | Total net assets or fund balances at beginning of year—Part II, column (a), line 30 (must agree with end-of-year figure reported on prior year's return) . . . . . | 1 | 1,226,303 |
| 2 | Enter amount from Part I, line 27a . . . . .   | 2 | -183,136  |
| 3 | Other increases not included in line 2 (itemize) ▶ _____   | 3 |           |
| 4 | Add lines 1, 2, and 3 . . . . .  | 4 | 1,043,167 |
| 5 | Decreases not included in line 2 (itemize) ▶ _____   | 5 | 22        |
| 6 | Total net assets or fund balances at end of year (line 4 minus line 5)—Part II, column (b), line 30 .  | 6 | 1,043,145 |

**Part IV Capital Gains and Losses for Tax on Investment Income**

| (a)<br>List and describe the kind(s) of property sold (e g , real estate,<br>2-story brick warehouse, or common stock, 200 shs MLC Co ) | (b)<br>How acquired<br>P—Purchase<br>D—Donation | (c)<br>Date acquired<br>(mo , day, yr ) | (d)<br>Date sold<br>(mo , day, yr ) |
|---|---|---|-------------------------------------|
| <b>1a</b>   |   |   |                                     |
|   |   |   |                                     |
|   |   |   |                                     |
|   |   |   |                                     |
|   |   |   |                                     |

| (e)<br>Gross sales price | (f)<br>Depreciation allowed<br>(or allowable) | (g)<br>Cost or other basis<br>plus expense of sale | (h)<br>Gain or (loss)<br>(e) plus (f) minus (g) |
|--------------------------|---|--|---|
| <b>a</b>                 |   |  |   |
| <b>b</b>                 |   |  |   |
| <b>c</b>                 |   |  |   |
| <b>d</b>                 |   |  |   |
| <b>e</b>                 |   |  |   |

| Complete only for assets showing gain in column (h) and owned by the foundation on 12/31/69 |   |  | (l)<br>Gains (Col (h) gain minus<br>col (k), but not less than -0-) or<br>Losses (from col (h)) |
|---|---|--|---|
| (i)<br>F M V as of 12/31/69   | (j)<br>Adjusted basis<br>as of 12/31/69 | (k)<br>Excess of col (i)<br>over col (j), if any |   |
| <b>a</b>  |   |  |   |
| <b>b</b>  |   |  |   |
| <b>c</b>  |   |  |   |
| <b>d</b>  |   |  |   |
| <b>e</b>  |   |  |   |

|  |          |     |
|--|----------|-----|
| <b>2</b> Capital gain net income or (net capital loss) <span style="float: right;">{ If gain, also enter in Part I, line 7<br/>If (loss), enter -0- in Part I, line 7 }</span>   | <b>2</b> | 312 |
| <b>3</b> Net short-term capital gain or (loss) as defined in sections 1222(5) and (6)<br>If gain, also enter in Part I, line 8, column (c) (see instructions) If (loss), enter -0-<br>in Part I, line 8 <span style="float: right;">{ }</span> | <b>3</b> |     |

**Part V Qualification Under Section 4940(e) for Reduced Tax on Net Investment Income**

(For optional use by domestic private foundations subject to the section 4940(a) tax on net investment income )

If section 4940(d)(2) applies, leave this part blank

Was the foundation liable for the section 4942 tax on the distributable amount of any year in the base period? ☐ Yes ☒ No

If "Yes," the foundation does not qualify under section 4940(e) Do not complete this part

**1** Enter the appropriate amount in each column for each year, see instructions before making any entries

| (a)<br>Base period years Calendar<br>year (or tax year beginning in) | (b)<br>Adjusted qualifying distributions | (c)<br>Net value of noncharitable-use assets | (d)<br>Distribution ratio<br>(col (b) divided by col (c)) |
|--|--|--|---|
| 2015   | 67,255                                   | 1,066,772                                    | 0 063045  |
| 2014   | 39,265                                   | 1,336,421                                    | 0 029381  |
| 2013   |  | 1,304,387                                    |   |
| 2012   |  | 15,434                                       |   |
| 2011   |  |  |   |

|  |          |          |
|--|----------|----------|
| <b>2</b> Total of line 1, column (d) . . . . .   | <b>2</b> | 0 092426 |
| <b>3</b> Average distribution ratio for the 5-year base period—divide the total on line 2 by 5, or by the<br>number of years the foundation has been in existence if less than 5 years . . . . . | <b>3</b> | 0 046213 |
| <b>4</b> Enter the net value of noncharitable-use assets for 2016 from Part X, line 5 . . . . .  | <b>4</b> | 943,777  |
| <b>5</b> Multiply line 4 by line 3 . . . . .   | <b>5</b> | 43,615   |
| <b>6</b> Enter 1% of net investment income (1% of Part I, line 27b) . . . . .  | <b>6</b> | 691      |
| <b>7</b> Add lines 5 and 6 . . . . .   | <b>7</b> | 44,306   |
| <b>8</b> Enter qualifying distributions from Part XII, line 4 , . . . . .  | <b>8</b> | 50,600   |

If line 8 is equal to or greater than line 7, check the box in Part VI, line 1b, and complete that part using a 1% tax rate See the Part VI instructions

**Part VI Excise Tax Based on Investment Income (Section 4940(a), 4940(b), 4940(e), or 4948—see instructions)**

|           |   |           |     |
|-----------|---|-----------|-----|
| <b>1a</b> | Exempt operating foundations described in section 4940(d)(2), check here <input type="checkbox"/> and enter "N/A" on line 1<br>Date of ruling or determination letter _____ (attach copy of letter if necessary—see instructions) |           |     |
| <b>b</b>  | Domestic foundations that meet the section 4940(e) requirements in Part V, check here <input checked="" type="checkbox"/> and enter 1% of Part I, line 27b . . . . .  | <b>1</b>  | 691 |
| <b>c</b>  | All other domestic foundations enter 2% of line 27b. Exempt foreign organizations enter 4% of Part I, line 12, col (b)  |           |     |
| <b>2</b>  | Tax under section 511 (domestic section 4947(a)(1) trusts and taxable foundations only. Others enter -0-)   | <b>2</b>  |     |
| <b>3</b>  | Add lines 1 and 2. . . . .  | <b>3</b>  | 691 |
| <b>4</b>  | Subtitle A (income) tax (domestic section 4947(a)(1) trusts and taxable foundations only. Others enter -0-)   | <b>4</b>  |     |
| <b>5</b>  | <b>Tax based on investment income.</b> Subtract line 4 from line 3. If zero or less, enter -0- . . . . .  | <b>5</b>  | 691 |
| <b>6</b>  | Credits/Payments  |           |     |
| <b>a</b>  | 2016 estimated tax payments and 2015 overpayment credited to 2016   | <b>6a</b> |     |
| <b>b</b>  | Exempt foreign organizations—tax withheld at source . . . . .   | <b>6b</b> |     |
| <b>c</b>  | Tax paid with application for extension of time to file (Form 8868) . . . . .   | <b>6c</b> |     |
| <b>d</b>  | Backup withholding erroneously withheld . . . . .   | <b>6d</b> |     |
| <b>7</b>  | Total credits and payments. Add lines 6a through 6d. . . . .  | <b>7</b>  |     |
| <b>8</b>  | Enter any <b>penalty</b> for underpayment of estimated tax. Check here <input checked="" type="checkbox"/> if Form 2220 is attached   | <b>8</b>  | 21  |
| <b>9</b>  | <b>Tax due.</b> If the total of lines 5 and 8 is more than line 7, enter <b>amount owed</b> . . . . . ▶   | <b>9</b>  | 712 |
| <b>10</b> | <b>Overpayment.</b> If line 7 is more than the total of lines 5 and 8, enter the <b>amount overpaid</b> . . . . . ▶   | <b>10</b> |     |
| <b>11</b> | Enter the amount of line 10 to be <b>Credited to 2017 estimated tax</b> ▶ <b>Refunded</b> ▶   | <b>11</b> |     |

**Part VII-A Statements Regarding Activities**

|  | Yes       | No  |
|--|-----------|-----|
| <b>1a</b> During the tax year, did the foundation attempt to influence any national, state, or local legislation or did it participate or intervene in any political campaign? . . . . .   | <b>1a</b> | No  |
| <b>b</b> Did it spend more than \$100 during the year (either directly or indirectly) for political purposes (see Instructions for definition)? . . . . .<br><i>If the answer is "Yes" to 1a or 1b, attach a detailed description of the activities and copies of any materials published or distributed by the foundation in connection with the activities</i> | <b>1b</b> | No  |
| <b>c</b> Did the foundation file <b>Form 1120-POL</b> for this year? . . . . .   | <b>1c</b> | No  |
| <b>d</b> Enter the amount (if any) of tax on political expenditures (section 4955) imposed during the year<br>(1) On the foundation ▶ \$ _____ (2) On foundation managers ▶ \$ _____   |           |     |
| <b>e</b> Enter the reimbursement (if any) paid by the foundation during the year for political expenditure tax imposed on foundation managers ▶ \$ _____   |           |     |
| <b>2</b> Has the foundation engaged in any activities that have not previously been reported to the IRS? . . . . .<br><i>If "Yes," attach a detailed description of the activities</i>   | <b>2</b>  | No  |
| <b>3</b> Has the foundation made any changes, not previously reported to the IRS, in its governing instrument, articles of incorporation, or bylaws, or other similar instruments? <i>If "Yes," attach a conformed copy of the changes</i> . . . . .   | <b>3</b>  | No  |
| <b>4a</b> Did the foundation have unrelated business gross income of \$1,000 or more during the year? . . . . .  | <b>4a</b> | No  |
| <b>b</b> If "Yes," has it filed a tax return on <b>Form 990-T</b> for this year? . . . . .   | <b>4b</b> |     |
| <b>5</b> Was there a liquidation, termination, dissolution, or substantial contraction during the year? . . . . .<br><i>If "Yes," attach the statement required by General Instruction T</i>   | <b>5</b>  | No  |
| <b>6</b> Are the requirements of section 508(e) (relating to sections 4941 through 4945) satisfied either<br>• By language in the governing instrument, or<br>• By state legislation that effectively amends the governing instrument so that no mandatory directions that conflict with the state law remain in the governing instrument? . . . . .             | <b>6</b>  | Yes |
| <b>7</b> Did the foundation have at least \$5,000 in assets at any time during the year? <i>If "Yes," complete Part II, col (c), and Part XV</i> . . . . .   | <b>7</b>  | Yes |
| <b>8a</b> Enter the states to which the foundation reports or with which it is registered (see instructions)<br>▶ <u>AL</u>  |           |     |
| <b>b</b> If the answer is "Yes" to line 7, has the foundation furnished a copy of Form 990-PF to the Attorney General (or designate) of each state as required by General Instruction G? <i>If "No," attach explanation</i> .  | <b>8b</b> | Yes |
| <b>9</b> Is the foundation claiming status as a private operating foundation within the meaning of section 4942(j)(3) or 4942(j)(5) for calendar year 2016 or the taxable year beginning in 2016 (see instructions for Part XIV)?<br><i>If "Yes," complete Part XIV</i> . . . . .  | <b>9</b>  | No  |
| <b>10</b> Did any persons become substantial contributors during the tax year? <i>If "Yes," attach a schedule listing their names and addresses</i> . . . . .  | <b>10</b> | No  |

**Part VII-A Statements Regarding Activities** (continued)

|           |  |           |            |           |
|-----------|--|-----------|------------|-----------|
| <b>11</b> | At any time during the year, did the foundation, directly or indirectly, own a controlled entity within the meaning of section 512(b)(13)? If "Yes," attach schedule (see instructions). . . . .   | <b>11</b> |            | <b>No</b> |
| <b>12</b> | Did the foundation make a distribution to a donor advised fund over which the foundation or a disqualified person had advisory privileges? If "Yes," attach statement (see instructions) . . . . . | <b>12</b> |            | <b>No</b> |
| <b>13</b> | Did the foundation comply with the public inspection requirements for its annual returns and exemption application? Website address ► <u>N/A</u>   | <b>13</b> | <b>Yes</b> |           |
| <b>14</b> | The books are in care of ► <u>WALLER CROOK JONES P C</u> Telephone no ► <u>(251) 368-3186</u>  |           |            |           |

Located at ► P O DRAWER 920 ATMORE AL ZIP+4 ► 36504

|           |   |                          |            |           |
|-----------|---|--------------------------|------------|-----------|
| <b>15</b> | Section 4947(a)(1) nonexempt charitable trusts filing Form 990-PF in lieu of <b>Form 1041</b> —Check here . . . . .   | <input type="checkbox"/> |            |           |
|           | and enter the amount of tax-exempt interest received or accrued during the year . . . . .   | ► <b>15</b>              |            |           |
| <b>16</b> | At any time during calendar year 2016, did the foundation have an interest in or a signature or other authority over a bank, securities, or other financial account in a foreign country? | <b>16</b>                | <b>Yes</b> | <b>No</b> |
|           | See instructions for exceptions and filing requirements for FinCEN Form 114, Report of Foreign Bank and Financial Accounts (FBAR) If "Yes," enter the name of the foreign country ►       |                          |            |           |

**Part VII-B Statements Regarding Activities for Which Form 4720 May Be Required**

**File Form 4720 if any item is checked in the "Yes" column, unless an exception applies.**

|           |  |           |   |           |
|-----------|--|-----------|---|-----------|
| <b>1a</b> | During the year did the foundation (either directly or indirectly)   |           | <b>Yes</b>  | <b>No</b> |
|           | (1) Engage in the sale or exchange, or leasing of property with a disqualified person? <input type="checkbox"/> Yes <input checked="" type="checkbox"/> No   |           |   |           |
|           | (2) Borrow money from, lend money to, or otherwise extend credit to (or accept it from) a disqualified person? <input type="checkbox"/> Yes <input checked="" type="checkbox"/> No   |           |   |           |
|           | (3) Furnish goods, services, or facilities to (or accept them from) a disqualified person? <input type="checkbox"/> Yes <input checked="" type="checkbox"/> No   |           |   |           |
|           | (4) Pay compensation to, or pay or reimburse the expenses of, a disqualified person? <input type="checkbox"/> Yes <input checked="" type="checkbox"/> No   |           |   |           |
|           | (5) Transfer any income or assets to a disqualified person (or make any of either available for the benefit or use of a disqualified person)? <input type="checkbox"/> Yes <input checked="" type="checkbox"/> No  |           |   |           |
|           | (6) Agree to pay money or property to a government official? ( <b>Exception.</b> Check "No" if the foundation agreed to make a grant to or to employ the official for a period after termination of government service, if terminating within 90 days ). <input type="checkbox"/> Yes <input checked="" type="checkbox"/> No   |           |   |           |
| <b>b</b>  | If any answer is "Yes" to 1a(1)–(6), did <b>any</b> of the acts fail to qualify under the exceptions described in Regulations section 53.4941(d)-3 or in a current notice regarding disaster assistance (see instructions)? . . . . .  | <b>1b</b> |   |           |
|           | Organizations relying on a current notice regarding disaster assistance check here. . . . .  |           |   |           |
| <b>c</b>  | Did the foundation engage in a prior year in any of the acts described in 1a, other than excepted acts, that were not corrected before the first day of the tax year beginning in 2016? . . . . .  | <b>1c</b> |   |           |
| <b>2</b>  | Taxes on failure to distribute income (section 4942) (does not apply for years the foundation was a private operating foundation defined in section 4942(j)(3) or 4942(j)(5))  |           |   |           |
| <b>a</b>  | At the end of tax year 2016, did the foundation have any undistributed income (lines 6d and 6e, Part XIII) for tax year(s) beginning before 2016? . . . . .  |           | <input type="checkbox"/> Yes <input checked="" type="checkbox"/> No |           |
|           | If "Yes," list the years ► 20____, 20____, 20____, 20____  |           |   |           |
| <b>b</b>  | Are there any years listed in 2a for which the foundation is <b>not</b> applying the provisions of section 4942(a)(2) (relating to incorrect valuation of assets) to the year's undistributed income? (If applying section 4942(a)(2) to <b>all</b> years listed, answer "No" and attach statement—see instructions) . . . . .   | <b>2b</b> |   |           |
| <b>c</b>  | If the provisions of section 4942(a)(2) are being applied to <b>any</b> of the years listed in 2a, list the years here ► 20____, 20____, 20____, 20____  |           |   |           |
| <b>3a</b> | Did the foundation hold more than a 2% direct or indirect interest in any business enterprise at any time during the year? . . . . .   |           | <input type="checkbox"/> Yes <input checked="" type="checkbox"/> No |           |
| <b>b</b>  | If "Yes," did it have excess business holdings in 2016 as a result of (1) any purchase by the foundation or disqualified persons after May 26, 1969, (2) the lapse of the 5-year period (or longer period approved by the Commissioner under section 4943(c)(7)) to dispose of holdings acquired by gift or bequest, or (3) the lapse of the 10-, 15-, or 20-year first phase holding period? (Use Schedule C, Form 4720, to determine if the foundation had excess business holdings in 2016) . . . . . | <b>3b</b> |   |           |
| <b>4a</b> | Did the foundation invest during the year any amount in a manner that would jeopardize its charitable purposes?  | <b>4a</b> |   | <b>No</b> |
| <b>b</b>  | Did the foundation make any investment in a prior year (but after December 31, 1969) that could jeopardize its charitable purpose that had not been removed from jeopardy before the first day of the tax year beginning in 2016?  | <b>4b</b> |   |           |

**Part VII-B Statements Regarding Activities for Which Form 4720 May Be Required** (Continued)

|  |           |  |           |
|--|-----------|--|-----------|
| <b>5a</b> During the year did the foundation pay or incur any amount to<br><b>(1)</b> Carry on propaganda, or otherwise attempt to influence legislation (section 4945(e))? <span style="float:right;"><input type="checkbox"/> Yes <input checked="" type="checkbox"/> No</span><br><b>(2)</b> Influence the outcome of any specific public election (see section 4955), or to carry on, directly or indirectly, any voter registration drive? . . . . . <span style="float:right;"><input type="checkbox"/> Yes <input checked="" type="checkbox"/> No</span><br><b>(3)</b> Provide a grant to an individual for travel, study, or other similar purposes? <span style="float:right;"><input type="checkbox"/> Yes <input checked="" type="checkbox"/> No</span><br><b>(4)</b> Provide a grant to an organization other than a charitable, etc., organization described in section 4945(d)(4)(A)? (see instructions). . . . . <span style="float:right;"><input type="checkbox"/> Yes <input checked="" type="checkbox"/> No</span><br><b>(5)</b> Provide for any purpose other than religious, charitable, scientific, literary, or educational purposes, or for the prevention of cruelty to children or animals? . . . . . <span style="float:right;"><input type="checkbox"/> Yes <input checked="" type="checkbox"/> No</span><br><b>b</b> If any answer is "Yes" to 5a(1)–(5), did <b>any</b> of the transactions fail to qualify under the exceptions described in Regulations section 53.4945 or in a current notice regarding disaster assistance (see instructions)? . . . . . <span style="float:right;"><input type="checkbox"/> Yes <input checked="" type="checkbox"/> No</span><br>Organizations relying on a current notice regarding disaster assistance check here. . . . . <span style="float:right;"><input type="checkbox"/> Yes <input checked="" type="checkbox"/> No</span><br><b>c</b> If the answer is "Yes" to question 5a(4), does the foundation claim exemption from the tax because it maintained expenditure responsibility for the grant? . . . . . <span style="float:right;"><input type="checkbox"/> Yes <input checked="" type="checkbox"/> No</span><br><i>If "Yes," attach the statement required by Regulations section 53.4945–5(d)</i> | <b>5b</b> |  |           |
| <b>6a</b> Did the foundation, during the year, receive any funds, directly or indirectly, to pay premiums on a personal benefit contract? . . . . . <span style="float:right;"><input type="checkbox"/> Yes <input checked="" type="checkbox"/> No</span><br><b>b</b> Did the foundation, during the year, pay premiums, directly or indirectly, on a personal benefit contract? . . . . . <span style="float:right;"><input type="checkbox"/> Yes <input checked="" type="checkbox"/> No</span><br><i>If "Yes" to 6b, file Form 8870</i>  | <b>6b</b> |  | <b>No</b> |
| <b>7a</b> At any time during the tax year, was the foundation a party to a prohibited tax shelter transaction? <span style="float:right;"><input type="checkbox"/> Yes <input checked="" type="checkbox"/> No</span><br><b>b</b> If yes, did the foundation receive any proceeds or have any net income attributable to the transaction? . . . . . <span style="float:right;"><input type="checkbox"/> Yes <input checked="" type="checkbox"/> No</span>   | <b>7b</b> |  |           |

**Part VIII Information About Officers, Directors, Trustees, Foundation Managers, Highly Paid Employees, and Contractors**

| <b>1 List all officers, directors, trustees, foundation managers and their compensation (see instructions).</b>  |  |   |  |                                       |
|--|--|---|--|---------------------------------------|
| (a) Name and address   | Title, and average hours per week<br>(b) devoted to position | (c) Compensation (If not paid, enter -0-) | (d) Contributions to employee benefit plans and deferred compensation    | Expense account, (e) other allowances |
| JAMES W CROOK III<br>P O DRAWER 920<br>ATMORE, AL 36504  | DIRECTOR<br>000 00   | 0   | 0  | 0                                     |
| MANLEY L CUMMINS<br>P O BOX 7980<br>SPANISH FORT, AL 36577   | DIRECTOR<br>000 00   | 0   | 0  | 0                                     |
| <b>2 Compensation of five highest-paid employees (other than those included on line 1—see instructions). If none, enter "NONE."</b>  |  |   |  |                                       |
| (a)<br>Name and address of each employee paid more than \$50,000   | Title, and average hours per week<br>(b) devoted to position | (c) Compensation                          | Contributions to employee benefit plans and deferred compensation<br>(d) | Expense account, (e) other allowances |
| NONE   |  |   |  |                                       |
|  |  |   |  |                                       |
|  |  |   |  |                                       |
|  |  |   |  |                                       |
|  |  |   |  |                                       |
|  |  |   |  |                                       |
|  |  |   |  |                                       |
|  |  |   |  |                                       |
|  |  |   |  |                                       |
| <b>Total number of other employees paid over \$50,000.</b> . . . . . <span style="float:right;"><input type="checkbox"/> Yes <input checked="" type="checkbox"/> No</span> |  |   |  |                                       |

**Part VIII Information About Officers, Directors, Trustees, Foundation Managers, Highly Paid Employees, and Contractors** *(continued)*

**3 Five highest-paid independent contractors for professional services (see instructions). If none, enter "NONE".**

| (a) Name and address of each person paid more than \$50,000                         | (b) Type of service | (c) Compensation |
|---|---------------------|------------------|
| NONE  |                     |                  |
|   |                     |                  |
|   |                     |                  |
|   |                     |                  |
|   |                     |                  |
|   |                     |                  |
|   |                     |                  |
|   |                     |                  |
|   |                     |                  |
|   |                     |                  |
| Total number of others receiving over \$50,000 for professional services. . . . . ▶ |                     |                  |

**Part IX-A Summary of Direct Charitable Activities**

| List the foundation's four largest direct charitable activities during the tax year. Include relevant statistical information such as the number of organizations and other beneficiaries served, conferences convened, research papers produced, etc. | Expenses |
|--|----------|
| <b>1</b>   |          |
| <b>2</b>   |          |
| <b>3</b>   |          |
| <b>4</b>   |          |

**Part IX-B Summary of Program-Related Investments** (see instructions)

| Describe the two largest program-related investments made by the foundation during the tax year on lines 1 and 2 | Amount |
|--|--------|
| <b>1</b> N/A   |        |
| <b>2</b>   |        |
| All other program-related investments. See instructions.   |        |
| <b>3</b>   |        |
| Total. Add lines 1 through 3 . . . . . ▶   |        |



**Part X Minimum Investment Return** (All domestic foundations must complete this part. Foreign foundations, see instructions.)

|          |  |           |         |
|----------|--|-----------|---------|
| <b>1</b> | Fair market value of assets not used (or held for use) directly in carrying out charitable, etc., purposes   |           |         |
| <b>a</b> | Average monthly fair market value of securities.   | <b>1a</b> | 870,730 |
| <b>b</b> | Average of monthly cash balances.  | <b>1b</b> | 73,994  |
| <b>c</b> | Fair market value of all other assets (see instructions).  | <b>1c</b> | 13,425  |
| <b>d</b> | <b>Total</b> (add lines 1a, b, and c).   | <b>1d</b> | 958,149 |
| <b>e</b> | Reduction claimed for blockage or other factors reported on lines 1a and 1c (attach detailed explanation).   | <b>1e</b> |         |
| <b>2</b> | Acquisition indebtedness applicable to line 1 assets.  | <b>2</b>  |         |
| <b>3</b> | Subtract line 2 from line 1d.  | <b>3</b>  | 958,149 |
| <b>4</b> | Cash deemed held for charitable activities. Enter 1 1/2% of line 3 (for greater amount, see instructions).   | <b>4</b>  | 14,372  |
| <b>5</b> | <b>Net value of noncharitable-use assets.</b> Subtract line 4 from line 3. Enter here and on Part V, line 4. | <b>5</b>  | 943,777 |
| <b>6</b> | <b>Minimum investment return.</b> Enter 5% of line 5.  | <b>6</b>  | 47,189  |

**Part XI Distributable Amount** (see instructions) (Section 4942(j)(3) and (j)(5) private operating foundations and certain foreign organizations check here ☐ and do not complete this part.)

|           |  |           |        |
|-----------|--|-----------|--------|
| <b>1</b>  | Minimum investment return from Part X, line 6.   | <b>1</b>  | 47,189 |
| <b>2a</b> | Tax on investment income for 2016 from Part VI, line 5.  | <b>2a</b> | 691    |
| <b>b</b>  | Income tax for 2016 (This does not include the tax from Part VI).  | <b>2b</b> |        |
| <b>c</b>  | Add lines 2a and 2b.   | <b>2c</b> | 691    |
| <b>3</b>  | Distributable amount before adjustments. Subtract line 2c from line 1.                                     | <b>3</b>  | 46,498 |
| <b>4</b>  | Recoveries of amounts treated as qualifying distributions.   | <b>4</b>  |        |
| <b>5</b>  | Add lines 3 and 4.   | <b>5</b>  | 46,498 |
| <b>6</b>  | Deduction from distributable amount (see instructions).  | <b>6</b>  |        |
| <b>7</b>  | <b>Distributable amount</b> as adjusted. Subtract line 6 from line 5. Enter here and on Part XIII, line 1. | <b>7</b>  | 46,498 |

**Part XII Qualifying Distributions** (see instructions)

|          |   |           |        |
|----------|---|-----------|--------|
| <b>1</b> | Amounts paid (including administrative expenses) to accomplish charitable, etc., purposes   |           |        |
| <b>a</b> | Expenses, contributions, gifts, etc.—total from Part I, column (d), line 26.  | <b>1a</b> | 50,600 |
| <b>b</b> | Program-related investments—total from Part IX-B.   | <b>1b</b> |        |
| <b>2</b> | Amounts paid to acquire assets used (or held for use) directly in carrying out charitable, etc., purposes.  | <b>2</b>  |        |
| <b>3</b> | Amounts set aside for specific charitable projects that satisfy the   |           |        |
| <b>a</b> | Suitability test (prior IRS approval required).   | <b>3a</b> |        |
| <b>b</b> | Cash distribution test (attach the required schedule).  | <b>3b</b> |        |
| <b>4</b> | <b>Qualifying distributions.</b> Add lines 1a through 3b. Enter here and on Part V, line 8, and Part XIII, line 4.                                    | <b>4</b>  | 50,600 |
| <b>5</b> | Foundations that qualify under section 4940(e) for the reduced rate of tax on net investment income. Enter 1% of Part I, line 27b (see instructions). | <b>5</b>  | 691    |
| <b>6</b> | <b>Adjusted qualifying distributions.</b> Subtract line 5 from line 4.  | <b>6</b>  | 49,909 |

**Note:** The amount on line 6 will be used in Part V, column (b), in subsequent years when calculating whether the foundation qualifies for the section 4940(e) reduction of tax in those years.

**Part XIII Undistributed Income** (see instructions)

|  | (a)<br>Corpus | (b)<br>Years prior to 2015 | (c)<br>2015 | (d)<br>2016 |
|--|---------------|----------------------------|-------------|-------------|
| <b>1</b> Distributable amount for 2016 from Part XI, line 7  |               |                            |             | 46,498      |
| <b>2</b> Undistributed income, if any, as of the end of 2016   |               |                            |             |             |
| <b>a</b> Enter amount for 2015 only. . . . .   |               |                            | 50,500      |             |
| <b>b</b> Total for prior years 20____, 20____, 20____  |               |                            |             |             |
| <b>3</b> Excess distributions carryover, if any, to 2016   |               |                            |             |             |
| <b>a</b> From 2011. . . . .  |               |                            |             |             |
| <b>b</b> From 2012. . . . .  |               |                            |             |             |
| <b>c</b> From 2013. . . . .  |               |                            |             |             |
| <b>d</b> From 2014. . . . .  |               |                            |             |             |
| <b>e</b> From 2015. . . . .  |               |                            |             |             |
| <b>f</b> Total of lines 3a through e. . . . .  |               |                            |             |             |
| <b>4</b> Qualifying distributions for 2016 from Part XII, line 4 ▶ \$ 50,600   |               |                            |             |             |
| <b>a</b> Applied to 2015, but not more than line 2a  |               |                            | 50,500      |             |
| <b>b</b> Applied to undistributed income of prior years (Election required—see instructions). . . . .  |               |                            |             |             |
| <b>c</b> Treated as distributions out of corpus (Election required—see instructions). . . . .  |               |                            |             |             |
| <b>d</b> Applied to 2016 distributable amount. . . . .   |               |                            |             | 100         |
| <b>e</b> Remaining amount distributed out of corpus  |               |                            |             |             |
| <b>5</b> Excess distributions carryover applied to 2016<br>(If an amount appears in column (d), the same amount must be shown in column (a) )  |               |                            |             |             |
| <b>6 Enter the net total of each column as indicated below:</b>  |               |                            |             |             |
| <b>a</b> Corpus Add lines 3f, 4c, and 4e Subtract line 5   |               |                            |             |             |
| <b>b</b> Prior years' undistributed income Subtract line 4b from line 2b . . . . .   |               |                            |             |             |
| <b>c</b> Enter the amount of prior years' undistributed income for which a notice of deficiency has been issued, or on which the section 4942(a) tax has been previously assessed. . . . . |               |                            |             |             |
| <b>d</b> Subtract line 6c from line 6b Taxable amount—see instructions . . . . .   |               |                            |             |             |
| <b>e</b> Undistributed income for 2015 Subtract line 4a from line 2a Taxable amount—see instructions . . . . .   |               |                            |             |             |
| <b>f</b> Undistributed income for 2016 Subtract lines 4d and 5 from line 1 This amount must be distributed in 2017 . . . . .   |               |                            |             | 46,398      |
| <b>7</b> Amounts treated as distributions out of corpus to satisfy requirements imposed by section 170(b)(1)(F) or 4942(g)(3) (Election may be required - see instructions). . . . .       |               |                            |             |             |
| <b>8</b> Excess distributions carryover from 2011 not applied on line 5 or line 7 (see instructions). . . . .  |               |                            |             |             |
| <b>9 Excess distributions carryover to 2017.</b><br>Subtract lines 7 and 8 from line 6a . . . . .  |               |                            |             |             |
| <b>10</b> Analysis of line 9   |               |                            |             |             |
| <b>a</b> Excess from 2012. . . . .   |               |                            |             |             |
| <b>b</b> Excess from 2013. . . . .   |               |                            |             |             |
| <b>c</b> Excess from 2014. . . . .   |               |                            |             |             |
| <b>d</b> Excess from 2015. . . . .   |               |                            |             |             |
| <b>e</b> Excess from 2016. . . . .   |               |                            |             |             |

## Part XIV

- 1a** If the foundation has received a ruling or decision from the IRS regarding the foundation, and the ruling is effective for 2013, enter the date of the ruling or decision . . . . .
- b** Check box to indicate whether the organization is a private foundation . . . . .
- 2a** Enter the lesser of the adjusted net income from Part I or the minimum investment return from Part X for each year listed . . . . .
- b** 85% of line 2a . . . . .
- c** Qualifying distributions from Part XII, line 4 for each year listed . . . . .
- d** Amounts included in line 2c not used directly for active conduct of exempt activities . . . . .
- e** Qualifying distributions made directly for active conduct of exempt activities. Subtract line 2d from line 2c . . . . .
- 3** Complete 3a, b, or c for the alternative test relied upon:
  - a** "Assets" alternative test—enter:
    - (1)** Value of all assets . . . . .
    - (2)** Value of assets qualifying under section 4942(j)(3)(B)(i) . . . . .
  - b** "Endowment" alternative test— enter 2/3 of minimum investment return shown in Part X, line 6 for each year listed. . . . .
  - c** "Support" alternative test—enter:
    - (1)** Total support other than gross investment income (interest, dividends, rents, payments on securities loans (section 512(a)(5)), or royalties) . . . . .
    - (2)** Support from general public and 5 or more exempt organizations as provided in section 4942(j)(3)(B)(iii) . . . . .
    - (3)** Largest amount of support from an exempt organization . . . . .
    - (4)** Gross investment income . . . . .

[illegible]

## Part XV

## 1 Information Regarding Foundation Man

**a** List any managers of the foundation who have contributed more than 2% of the total contributions received by the foundation before the close of any tax year (but only if they have contributed more than \$5,000) (See section 507(d)(2) )  
CAROLYN H CONN

---

**b** List any managers of the foundation who own 10% or more of the stock of a corporation (or an equally large portion of the ownership of a partnership or other entity) of which the foundation has a 10% or greater interest

## 2 Information Regarding Contribution, Grant

Check here ☒ if the foundation only makes contributions to preselected charitable organizations and does not accept unsolicited requests for funds. If the foundation makes gifts, grants, etc. (see instructions) to individuals or organizations under other conditions, complete items 2a, b, c, and d.

|          |   |
|----------|---|
| <b>a</b> | The name, address, and telephone number or e-mail address of the person to whom applications should be addressed<br>JOHN CAROLYN CONN EDUCATION FD<br>P O DRAWER 920<br>ATMORE, AL 36504<br>(251) 368-3186  |
| <b>b</b> | The form in which applications should be submitted and information and materials they should include<br>NOT AVAILABLE AT THIS TIME  |
| <b>c</b> | Any submission deadlines<br>SET ANNUALLY  |
| <b>d</b> | Any restrictions or limitations on awards, such as by geographical areas, charitable fields, kinds of institutions, or other factors<br>SCHOLARSHIP APPLICANTS LIMITED TO STUDENTS LIVING IN RURAL ESCAMBIA COUNTY, FLORIDA AND ESCAMBIA COUNTY, AL |

**Part XV** **Supplementary Information** (continued)**3 Grants and Contributions Paid During the Year or Approved for Future Payment**

| Recipient   | If recipient is an individual,<br>show any relationship to<br>any foundation manager<br>or substantial contributor | Foundation<br>status of<br>recipient | Purpose of grant or<br>contribution | Amount |
|---|--|--------------------------------------|-------------------------------------|--------|
| Name and address (home or business)   |  |                                      |                                     |        |
| <b>a</b> <i>Paid during the year</i><br>UNIV OF SO AL-MITCHELL MOULTON<br>SCHO<br>300 ALUMNI CIRCLE<br>MOBILE, AL 366880002 | NONE   | 501(C)3                              | SCHOLARSHIPS                        | 50,600 |
|   |  |                                      |                                     |        |
| <b>Total</b> . . . . .  |  |                                      | <b>▶ 3a</b>                         | 50,600 |
| <b>b</b> <i>Approved for future payment</i>   |  |                                      |                                     |        |
| <b>Total</b> . . . . .  |  |                                      | <b>▶ 3b</b>                         |        |

## Enter gross amounts unless otherwise indicated

## Part XVI-B Relationship of Activities to the Accomplishment of Exempt Purposes

Form **990-PF** (2016)

## Part XVII

- |       | Yes | No |
|-------|-----|----|
| 1a(1) |     | No |
| 1a(2) |     | No |
| 1b(1) |     | No |
| 1b(2) |     | No |
| 1b(3) |     | No |
| 1b(4) |     | No |
| 1b(5) |     | No |
| 1b(6) |     | No |
| 1c    |     | No |

[illegible]

- 2a** Is the foundation directly or indirectly affiliated with, or related to, one or more tax-exempt organizations described in section 501(c) of the Code (other than section 501(c)(3)) or in section 527? ☐ Yes ☒ No

- b** If "Yes," complete the following schedule

| (a) Name of organization | (b) Type of organization | (c) Description of relationship |
|--------------------------|--------------------------|---------------------------------|
|                          |                          |                                 |
|                          |                          |                                 |
|                          |                          |                                 |
|                          |                          |                                 |

**Sign  
Here**

Under penalties of perjury, I declare that I have examined this return, including accompanying schedules and statements, and to the best of my knowledge and belief, it is true, correct, and complete. Declaration of preparer (other than taxpayer) is based on all information of which preparer has any knowledge.

May the IRS discuss this return with the preparer shown below (see instr )? ☐ Yes ☐ No

**Paid  
Preparer  
Use Only**

|   |                      |                        |   |                         |
|---|----------------------|------------------------|---|-------------------------|
| Print/Type preparer's name<br><br>R MITCHELL JONES CPA  | Preparer's Signature | Date<br><br>2017-09-26 | Check if self-employed <input type="checkbox"/> | PTIN<br><br>P00451271   |
| Firm's name ► WALLER CROOK & JONES PC                   |                      |                        |   | Firm's EIN ► 63-0739541 |
| Firm's address ► PO BOX 920<br><br>ATMORE, AL 365040920 |                      |                        |   | Phone no (251) 368-3186 |

**TY 2016 Accounting Fees Schedule**

**Name:** JOHN AND CAROLYN CONN EDUCATIONAL F  
FOUNDATION INC

**EIN:** 46-1512209

| Category            | Amount | Net Investment<br>Income | Adjusted Net<br>Income | Disbursements<br>for Charitable<br>Purposes |
|---------------------|--------|--------------------------|------------------------|---|
| PREPARE FORM 990-PF | 6,645  |                          |                        |   |

Note: To capture the full content of this document, please select landscape mode (11" x 8.5") when printing.

TY 2016 Gain/Loss from Sale of Other Assets Schedule

Name: JOHN AND CAROLYN CONN EDUCATIONAL F  
FOUNDATION INC  
EIN: 46-1512209

| Name                                    | Date<br>Acquired | How<br>Acquired | Date<br>Sold | Purchaser<br>Name | Gross Sales<br>Price | Basis  | Basis<br>Method | Sales<br>Expenses | Total<br>(net) | Accumulated<br>Depreciation |
|---|------------------|-----------------|--------------|-------------------|----------------------|--------|-----------------|-------------------|----------------|-----------------------------|
| 150 SH CHEVRON                          | 2015-06          | PURCHASE        | 2016-04      |                   | 15,155               | 15,388 |                 |                   | -233           |                             |
| 300 SH CONOCOPHILLIPS                   | 2014-10          | PURCHASE        | 2016-02      |                   | 11,325               | 21,566 |                 |                   | -10,241        |                             |
| 500 SH PHYSICIANS REALTY TR             | 2016-01          | PURCHASE        | 2016-05      |                   | 9,353                | 8,595  |                 |                   | 758            |                             |
| 500 SH TEEKAY OFFSHORE<br>PARTNERS      | 2015-01          | PURCHASE        | 2016-01      |                   | 1,460                | 11,559 |                 |                   | -10,099        |                             |
| 300 SH TEEKAY OFFSHORE<br>PARTNERS      | 2015-07          | PURCHASE        | 2016-01      |                   | 876                  | 6,061  |                 |                   | -5,185         |                             |
| 500 SH AMERICAN HOMES 4 RENT            | 2016-05          | PURCHASE        | 2016-11      |                   | 11,834               | 12,500 |                 |                   | -666           |                             |
| 500 SH CALLON PETROLEUM                 | 2016-03          | PURCHASE        | 2016-05      |                   | 24,223               | 22,853 |                 |                   | 1,370          |                             |
| 750 SH CALLON PETROLEUM                 | 2014-03          | PURCHASE        | 2016-08      |                   | 38,109               | 39,249 |                 |                   | -1,140         |                             |
| 450 SH CALLON PETROLEUM                 | 2014-10          | PURCHASE        | 2016-08      |                   | 23,254               | 22,729 |                 |                   | 525            |                             |
| 300 SH CALLON PETROLEUM                 | 2015-09          | PURCHASE        | 2016-08      |                   | 15,503               | 14,697 |                 |                   | 806            |                             |
| 500 SH DUPONT FABROS TECH INC           | 2016-05          | PURCHASE        | 2016-07      |                   | 13,535               | 12,500 |                 |                   | 1,035          |                             |
| 1000 SH IBERIABANK CORP                 | 2016-05          | PURCHASE        | 2016-11      |                   | 25,818               | 25,000 |                 |                   | 818            |                             |
| 200 SH INTERNATIONAL<br>SHIPHOLDING COR | 2015-05          | PURCHASE        | 2016-05      |                   | 4,853                | 20,060 |                 |                   | -15,207        |                             |
| 300 SH INTL SHIPHOLDING CORP            | 2015-01          | PURCHASE        | 2016-05      |                   | 6,469                | 30,917 |                 |                   | -24,448        |                             |
| 400 SH INTL SHIPHOLDING CORP            | 2015-05          | PURCHASE        | 2016-11      |                   | 193                  | 38,484 |                 |                   | -38,291        |                             |
| 500 SH QWEST CORP NOTE                  | 2016-05          | PURCHASE        | 2016-08      |                   | 12,500               | 13,353 |                 |                   | -853           |                             |
| 1000 SH SOUTHERN COMPANY                | 2015-10          | PURCHASE        | 2016-06      |                   | 26,904               | 26,315 |                 |                   | 589            |                             |
| 500 SH DYNAGAS LNG PARTNERS             | 2015-07          | PURCHASE        | 2016-11      |                   | 12,180               | 12,500 |                 |                   | -320           |                             |
| 10000 SH ABBVIE INC                     | 2015-11          | PURCHASE        | 2016-03      |                   | 10,265               | 9,797  |                 |                   | 468            |                             |
| 20000 SH ALLY FINANCIAL INC             | 2016-01          | PURCHASE        | 2016-09      |                   | 20,068               | 19,794 |                 |                   | 274            |                             |
| 25000 SH ARCELORMITTAL SA               | 2015-08          | PURCHASE        | 2016-06      |                   | 25,745               | 25,178 |                 |                   | 567            |                             |
| 20000 SH ARCELOTMITTAL SA               | 2015-09          | PURCHASE        | 2016-04      |                   | 21,397               | 20,196 |                 |                   | 1,201          |                             |
| 25000 SH ARCELORMITTAL SA               | 2016-04          | PURCHASE        | 2016-06      |                   | 25,564               | 24,746 |                 |                   | 818            |                             |
| 25000 SH ARCELORMITTAL SA               | 2016-04          | PURCHASE        | 2016-06      |                   | 24,847               | 24,740 |                 |                   | 107            |                             |
| 40000 SH AVON PRODS INC                 | 2014-09          | PURCHASE        | 2016-08      |                   | 33,774               | 40,399 |                 |                   | -6,625         |                             |
| 25000 SH CAPITAL ONE FINL CORP          | 2015-05          | PURCHASE        | 2016-10      |                   | 25,339               | 25,598 |                 |                   | -259           |                             |
| 25000 SH COACH INC                      | 2015-02          | PURCHASE        | 2016-01      |                   | 23,664               | 25,381 |                 |                   | -1,717         |                             |
| 20000 SH CONOCOPHILLIPS                 | 2016-01          | PURCHASE        | 2016-04      |                   | 20,524               | 19,646 |                 |                   | 878            |                             |
| 20000 SH CONOCOPHILLIPS                 | 2016-02          | PURCHASE        | 2016-03      |                   | 16,925               | 16,795 |                 |                   | 130            |                             |
| 55000 SH CONOCOPHILLIPS                 | 2016-02          | PURCHASE        | 2016-04      |                   | 48,800               | 46,510 |                 |                   | 2,290          |                             |



| Name                              | Date Acquired | How Acquired | Date Sold | Purchaser Name | Gross Sales Price | Basis  | Basis Method | Sales Expenses | Total (net) | Accumulated Depreciation |
|-----------------------------------|---------------|--------------|-----------|----------------|-------------------|--------|--------------|----------------|-------------|--------------------------|
| 20000 SH CONOCOPHILLIPS           | 2016-01       | PURCHASE     | 2016-03   |                | 18,675            | 17,262 |              |                | 1,413       |                          |
| 25000 SH CONTINENTAL RES          | 2016-03       | PURCHASE     | 2016-11   |                | 25,615            | 24,619 |              |                | 996         |                          |
| 20000 SH CONTINENTAL RES          | 2015-10       | PURCHASE     | 2016-07   |                | 19,295            | 18,360 |              |                | 935         |                          |
| 30000 SH COREENERGY INFAS TR INC  | 2015-09       | PURCHASE     | 2016-03   |                | 19,945            | 29,584 |              |                | -9,639      |                          |
| 25000 SH COREENERGY INFAS TR INC  | 2015-09       | PURCHASE     | 2016-11   |                | 26,341            | 24,756 |              |                | 1,585       |                          |
| 10000 SH COREENERGY INFAS TR INC  | 2015-12       | PURCHASE     | 2016-11   |                | 10,537            | 9,433  |              |                | 1,104       |                          |
| 40000 SH DYNAGAS LNG PRTNRS LP    | 2014-09       | PURCHASE     | 2016-02   |                | 27,547            | 40,003 |              |                | -12,456     |                          |
| 20000 SH DYNAGAS LNG PRTNRS LP    | 2015-04       | PURCHASE     | 2016-02   |                | 13,773            | 18,055 |              |                | -4,282      |                          |
| 25000 SH EMBRAER NETHERLANDS FIN  | 2015-12       | PURCHASE     | 2016-04   |                | 23,808            | 23,349 |              |                | 459         |                          |
| 25000 SH ENSCO PLC                | 2016-08       | PURCHASE     | 2016-12   |                | 18,433            | 15,858 |              |                | 2,575       |                          |
| 25000 SH ENSCO PLC                | 2015-07       | PURCHASE     | 2016-12   |                | 22,185            | 24,943 |              |                | -2,758      |                          |
| 20000 SH ENSCO PLC                | 2016-08       | PURCHASE     | 2016-12   |                | 17,748            | 14,005 |              |                | 3,743       |                          |
| 20000 SH FORD MOTOR CREDIT CO LLC | 2015-11       | PURCHASE     | 2016-11   |                | 20,000            | 20,049 |              |                | -49         |                          |
| 25000 SH KINDER MORGAN INC        | 2016-02       | PURCHASE     | 2016-03   |                | 20,499            | 19,930 |              |                | 569         |                          |
| 20000 SH MONSANTO CO NEW          | 2015-12       | PURCHASE     | 2016-03   |                | 18,595            | 17,961 |              |                | 634         |                          |
| 50000 SH MURPHY OIL CORP          | 2016-03       | PURCHASE     | 2016-06   |                | 49,308            | 48,020 |              |                | 1,288       |                          |
| 25000 SH MURPHY OIL CORP          | 2016-03       | PURCHASE     | 2016-09   |                | 23,620            | 20,255 |              |                | 3,365       |                          |
| 25000 SH MURPHY OIL CORP          | 2016-04       | PURCHASE     | 2016-10   |                | 23,745            | 21,155 |              |                | 2,590       |                          |
| 25000 SH MURPHY OIL CORP          | 2016-04       | PURCHASE     | 2016-10   |                | 23,995            | 21,155 |              |                | 2,840       |                          |
| 10000 SH MURPHY OIL CORP          | 2016-04       | PURCHASE     | 2016-12   |                | 9,133             | 8,099  |              |                | 1,034       |                          |
| 10000 SH NEWPARK RES INC          | 2016-07       | PURCHASE     | 2016-11   |                | 9,870             | 9,805  |              |                | 65          |                          |
| 20000 SH NOBLE HLDG INTL LTD      | 2016-03       | PURCHASE     | 2016-03   |                | 10,825            | 10,005 |              |                | 820         |                          |
| 20000 SH NOBLE HLDG INTL LTD      | 2016-05       | PURCHASE     | 2016-07   |                | 15,280            | 14,387 |              |                | 893         |                          |
| 20000 SH PORTFOLIO RECOVERY       | 2016-01       | PURCHASE     | 2016-11   |                | 17,995            | 17,205 |              |                | 790         |                          |
| 20000 SH PROSPECT CAP CORP        | 2015-08       | PURCHASE     | 2016-10   |                | 20,472            | 20,105 |              |                | 367         |                          |
| 15000 SH PROSPECT CAP CORP        | 2015-12       | PURCHASE     | 2016-10   |                | 15,354            | 14,548 |              |                | 806         |                          |
| 20000 SH PROSPECT CAP CORP        | 2015-12       | PURCHASE     | 2016-08   |                | 19,245            | 18,005 |              |                | 1,240       |                          |
| 25000 SH SINA CORP                | 2015-07       | PURCHASE     | 2016-01   |                | 23,745            | 23,661 |              |                | 84          |                          |
| 20000 SH SINA CORP                | 2015-11       | PURCHASE     | 2016-02   |                | 19,245            | 19,665 |              |                | -420        |                          |
| 10000 SH VIACOM INC NEW           | 2016-09       | PURCHASE     | 2016-12   |                | 8,345             | 9,803  |              |                | -1,458      |                          |

| Name                            | Date Acquired | How Acquired | Date Sold | Purchaser Name | Gross Sales Price | Basis  | Basis Method | Sales Expenses | Total (net) | Accumulated Depreciation |
|---------------------------------|---------------|--------------|-----------|----------------|-------------------|--------|--------------|----------------|-------------|--------------------------|
| 2000 SH AMERICAN CAPITAL SENIOR | 2014-01       | PURCHASE     | 2016-01   |                | 16,344            | 28,782 |              |                | -12,438     |                          |
| 500 SH AMERICAN CAPITAL SENIOR  | 2015-10       | PURCHASE     | 2016-01   |                | 4,090             | 6,032  |              |                | -1,942      |                          |
| 500 SH WESTERN ASSET MORTGAGE   | 2015-02       | PURCHASE     | 2016-02   |                | 11,370            | 12,428 |              |                | -1,058      |                          |
| 250 SH ENERGY TRANSFER PARTNERS | 2015-02       | PURCHASE     | 2016-02   |                | 7,512             | 13,470 |              |                | -5,958      |                          |
| 250 SH ENERGY TRANSFER PARTNERS | 2015-02       | PURCHASE     | 2016-07   |                | 9,314             | 12,998 |              |                | -3,684      |                          |
| 2500 SH NEW SOURCE ENERGY       | 2014-08       | PURCHASE     | 2016-07   |                |                   | 53,560 |              |                | -53,560     |                          |

**TY 2016 Investments Corporate Bonds Schedule**

**Name:** JOHN AND CAROLYN CONN EDUCATIONAL F  
FOUNDATION INC

**EIN:** 46-1512209

| <b>Name of Bond</b>            | <b>End of Year Book Value</b> | <b>End of Year Fair Market Value</b> |
|--------------------------------|-------------------------------|--------------------------------------|
| SINA CORP-45000                |                               |                                      |
| PROSPECT CAP CORP-35000        |                               |                                      |
| TEEKAY OFFSHORE PARTNRS-75000  | 73,008                        | 63,000                               |
| DYNAGAS LNB PRNRS-60000        |                               |                                      |
| PROSPECT CAP CORP-20000        |                               |                                      |
| COREENERGY INFRAS TR INC-65000 |                               |                                      |
| ARCELORMITTAL SA-25000         |                               |                                      |
| FORD MOTOR CR CO LLC-20000     |                               |                                      |
| ARCELORMITTAL SA-20000         |                               |                                      |
| CONTINENTAL RES-20000          |                               |                                      |
| ENSCO PLC-25000                |                               |                                      |
| COACH INC-25000                |                               |                                      |
| NOBLE HLDG INTL LTD-50000      | 48,249                        | 46,875                               |
| EMBRAER NETHERLANDS FIN-25000  |                               |                                      |
| MONSANTO CO NEW-20000          |                               |                                      |
| ABBVIE INC-10000               |                               |                                      |
| AVON PRODS INC-40000           |                               |                                      |
| CAPITAL ONE FINL CORP-25000    |                               |                                      |
| VALMONT INDS INC-25000         | 25,004                        | 21,900                               |
| ASSURED GTY US HLDGS-128000    | 118,193                       | 91,520                               |

| <b>Name of Bond</b>            | <b>End of Year Book Value</b> | <b>End of Year Fair Market Value</b> |
|--------------------------------|-------------------------------|--------------------------------------|
| HCI GRP INC-20000              | 19,455                        | 20,088                               |
| PENNYMAC CORP-30000            | 29,635                        | 28,819                               |
| MURPHY OIL CORP-25000          | 23,680                        | 24,038                               |
| TRANSALTA CORP-15000           | 14,565                        | 14,741                               |
| PETROLEOS MEXICANOS-25000      | 22,905                        | 22,950                               |
| CONTINENTAL RES-35000          | 33,955                        | 34,300                               |
| OCEANEERING INTL INC-20000     | 19,205                        | 19,727                               |
| PETRO MEXICANOS-30000          | 27,605                        | 27,582                               |
| GREAT SOUTHN BANCORP INC-20000 | 20,605                        | 20,014                               |
| TEVA PHARM FIN-20000           | 19,480                        | 18,439                               |
| SEACOR HDLGS INC-20000         | 17,030                        | 17,613                               |
| SOUTHERN COPPER CORP-15000     | 15,478                        | 16,184                               |
| SYNGENTA FIN N V-40000         | 36,198                        | 35,313                               |
| APPLE INC-30000                | 28,219                        | 26,480                               |
| MICROSOFT CORP-20000           | 19,717                        | 18,829                               |
| MICROSOFT CORP-30000           | 30,253                        | 28,373                               |
| MICROSOFT CORP-15000           | 15,154                        | 14,167                               |
| MONSANTO CO NEW-20000          | 19,407                        | 18,014                               |

**TY 2016 Investments Corporate Stock Schedule**

**Name:** JOHN AND CAROLYN CONN EDUCATIONAL F  
FOUNDATION INC  
**EIN:** 46-1512209

| Name of Stock                     | End of Year Book Value | End of Year Fair Market Value |
|-----------------------------------|------------------------|-------------------------------|
| CONOCOPHILLIPS-300                |                        |                               |
| NOBLE CORP PLC-500 SHS            | 11,945                 | 2,960                         |
| CHEVRON CORP-150 SHS              |                        |                               |
| PROSPECT CAPITAL CORP-1500 SHS    | 14,628                 | 12,525                        |
| TEEKAY OFFSHORE PARTNERS-800 SHS  |                        |                               |
| AMTRUST FINANCIAL-500 SHS         | 12,500                 | 12,630                        |
| CALLON PETROLEUM CO-1500 SHS      |                        |                               |
| CAPITAL ONE FINL CORP-500 SHS     | 12,730                 | 12,530                        |
| INTERNATIONAL SHIPHOLDING-200 SHS |                        |                               |
| INTL SHIPHOLDING CORP-700 SHS     |                        |                               |
| SOUTHERN COMPANY-1000 SHS         |                        |                               |
| DYNAGAS LNG PARTNERS-500 SHS      |                        |                               |
| AMTRUST FINL SVCS INC-1000 SHS    | 25,621                 | 23,080                        |
| BOK FINANCIAL CORP-500 SHS        | 12,730                 | 11,140                        |
| DTE ENERGY COMPANY-500 SHS        | 12,897                 | 11,270                        |
| DOMINION RESOURCES INC-500 SHS    | 12,768                 | 11,100                        |
| ENTERGY LOUISIANA LLC-1000 SHS    | 25,240                 | 21,130                        |
| GREAT PLAINS ENERGY INC-300 SHS   | 15,455                 | 15,180                        |
| HUNTINGTON BANCSHS INC-500 SHS    | 13,255                 | 12,050                        |
| LEGG MASON GLOBAL ASSET-500 SHS   | 12,715                 | 10,805                        |
| MAIDEN HOLDINGS LTD-500 SHS       | 12,755                 | 12,665                        |
| NATIONAL GENL HLDGS CORP-1000 SHS | 25,775                 | 24,990                        |
| TORCHMARK CORP-500 SHS            | 13,435                 | 12,620                        |
| WELLS FARGO & CO DEP SHS-500 SHS  | 12,925                 | 11,455                        |
| ASPEN INSURANCE HLDGS-1000 SHS    | 25,305                 | 22,170                        |
| SEASpan CORP-500 SHS              | 12,500                 | 9,970                         |

**TY 2016 Investments - Other Schedule**

**Name:** JOHN AND CAROLYN CONN EDUCATIONAL F  
FOUNDATION INC

**EIN:** 46-1512209

| Category/ Item               | Listed at Cost or<br>FMV | Book Value | End of Year Fair<br>Market Value |
|------------------------------|--------------------------|------------|----------------------------------|
| NEW SOURCE ENERGY-2500       | AT COST                  |            |                                  |
| ENERGY TRANSFER PARTNERS-500 | AT COST                  |            |                                  |
| NUSTAR ENERGY LP-500         | AT COST                  | 12,855     | 13,425                           |

**TY 2016 Other Decreases Schedule**

**Name:** JOHN AND CAROLYN CONN EDUCATIONAL F  
FOUNDATION INC

**EIN:** 46-1512209

| Description | Amount |
|-------------|--------|
| PENALTIES   | 22     |

**TY 2016 Other Income Schedule**

**Name:** JOHN AND CAROLYN CONN EDUCATIONAL F  
FOUNDATION INC

**EIN:** 46-1512209

**Other Income Schedule**

| Description                   | Revenue And<br>Expenses Per Books | Net Investment<br>Income | Adjusted Net Income |
|-------------------------------|-----------------------------------|--------------------------|---------------------|
| K-1 ENERGY TRANSFER PARTNER   | -18                               |                          | -18                 |
| K-1 - ENERGY TRANSFER PARTNER | -546                              |                          | -546                |



**TY 2016 Taxes Schedule**

**Name:** JOHN AND CAROLYN CONN EDUCATIONAL F  
FOUNDATION INC

**EIN:** 46-1512209

| Category           | Amount | Net Investment<br>Income | Adjusted Net<br>Income | Disbursements<br>for Charitable<br>Purposes |
|--------------------|--------|--------------------------|------------------------|---|
| FEDERAL EXCISE TAX | 745    |                          |                        |   |