

For Paperwork Reduction Act Notice, see instructions. Cat No 11289X Form **990-PF** (2016)

Part II Balance Sheets		Attached schedules and amounts in the description column should be for end-of-year amounts only (See instructions)		Beginning of year	End of year	
		(a) Book Value	(b) Book Value	(c) Fair Market Value		
Assets	1	Cash—non-interest-bearing . . . . .		410,602	367,978	367,978
	2	Savings and temporary cash investments . . . . .		3,185,642	2,874,624	2,874,624
	3	Accounts receivable ▶ <u>502,576</u>				
		Less allowance for doubtful accounts ▶ _____		274,784	502,576	502,576
	4	Pledges receivable ▶ _____				
		Less allowance for doubtful accounts ▶ _____				
	5	Grants receivable . . . . .				
	6	Receivables due from officers, directors, trustees, and other disqualified persons (attach schedule) (see instructions) . . . . .				
	7	Other notes and loans receivable (attach schedule) ▶ _____				
		Less allowance for doubtful accounts ▶ _____				
	8	Inventories for sale or use . . . . .				
	9	Prepaid expenses and deferred charges . . . . .		265,837	177,187	177,187
	10a	Investments—U S and state government obligations (attach schedule)				
	b	Investments—corporate stock (attach schedule) . . . . .				
	c	Investments—corporate bonds (attach schedule) . . . . .				
	11	Investments—land, buildings, and equipment basis ▶ <u>31,557,052</u>				
	Less accumulated depreciation (attach schedule) ▶ <u>2,123,634</u>		29,712,274	29,433,418	26,800,025	
12	Investments—mortgage loans . . . . .					
13	Investments—other (attach schedule) . . . . .					
14	Land, buildings, and equipment basis ▶ _____					
	Less accumulated depreciation (attach schedule) ▶ _____					
15	Other assets (describe ▶ _____)		22,242,907	22,403,947	18,278,354	
16	<b>Total assets</b> (to be completed by all filers—see the instructions Also, see page 1, item I)		56,092,046	55,759,730	49,000,744	
Liabilities	17	Accounts payable and accrued expenses . . . . .		479,039	360,426	
	18	Grants payable . . . . .				
	19	Deferred revenue . . . . .				
	20	Loans from officers, directors, trustees, and other disqualified persons				
	21	Mortgages and other notes payable (attach schedule) . . . . .		21,307,498	20,998,050	
	22	Other liabilities (describe ▶ _____)		349,491	312,791	
	23	<b>Total liabilities</b> (add lines 17 through 22) . . . . .		22,136,028	21,671,267	
Net Assets or Fund Balances	<b>Foundations that follow SFAS 117, check here</b> <input type="checkbox"/> <b>and complete lines 24 through 26 and lines 30 and 31.</b>					
	24	Unrestricted . . . . .				
	25	Temporarily restricted . . . . .				
	26	Permanently restricted . . . . .				
	<b>Foundations that do not follow SFAS 117, check here</b> <input checked="" type="checkbox"/> <b>and complete lines 27 through 31.</b>					
	27	Capital stock, trust principal, or current funds . . . . .		0	0	
	28	Paid-in or capital surplus, or land, bldg , and equipment fund		0	0	
	29	Retained earnings, accumulated income, endowment, or other funds		33,956,018	34,088,463	
	30	<b>Total net assets or fund balances</b> (see instructions) . . . . .		33,956,018	34,088,463	
31	<b>Total liabilities and net assets/fund balances</b> (see instructions) .		56,092,046	55,759,730		

**Part III Analysis of Changes in Net Assets or Fund Balances**

1	Total net assets or fund balances at beginning of year—Part II, column (a), line 30 (must agree with end-of-year figure reported on prior year's return) . . . . .	1	33,956,018
2	Enter amount from Part I, line 27a . . . . .	2	-762,377
3	Other increases not included in line 2 (itemize) ▶ _____	3	1,525,930
4	Add lines 1, 2, and 3 . . . . .	4	34,719,571
5	Decreases not included in line 2 (itemize) ▶ _____	5	631,108
6	Total net assets or fund balances at end of year (line 4 minus line 5)—Part II, column (b), line 30 .	6	34,088,463

**Part IV Capital Gains and Losses for Tax on Investment Income**

(a) List and describe the kind(s) of property sold (e g , real estate, 2-story brick warehouse, or common stock, 200 shs MLC Co )	(b) How acquired P—Purchase D—Donation	(c) Date acquired (mo , day, yr )	(d) Date sold (mo , day, yr )
<b>1a</b> See Additional Data Table			
<b>b</b>			
<b>c</b>			
<b>d</b>			
<b>e</b>			

(e) Gross sales price	(f) Depreciation allowed (or allowable)	(g) Cost or other basis plus expense of sale	(h) Gain or (loss) (e) plus (f) minus (g)
<b>a</b> See Additional Data Table			
<b>b</b>			
<b>c</b>			
<b>d</b>			
<b>e</b>			

Complete only for assets showing gain in column (h) and owned by the foundation on 12/31/69			(l) Gains (Col (h) gain minus col (k), but not less than -0-) or Losses (from col (h))
(i) F M V as of 12/31/69	(j) Adjusted basis as of 12/31/69	(k) Excess of col (i) over col (j), if any	
<b>a</b> See Additional Data Table			
<b>b</b>			
<b>c</b>			
<b>d</b>			
<b>e</b>			

<b>2</b> Capital gain net income or (net capital loss)	<div> <div>If gain, also enter in Part I, line 7</div> <div>If (loss), enter -0- in Part I, line 7</div> </div>	<b>2</b>	-56,820
<b>3</b> Net short-term capital gain or (loss) as defined in sections 1222(5) and (6) If gain, also enter in Part I, line 8, column (c) (see instructions) If (loss), enter -0- in Part I, line 8		<b>3</b>	-9,397

**Part V Qualification Under Section 4940(e) for Reduced Tax on Net Investment Income**

(For optional use by domestic private foundations subject to the section 4940(a) tax on net investment income )

If section 4940(d)(2) applies, leave this part blank

Was the foundation liable for the section 4942 tax on the distributable amount of any year in the base period?



Yes



No

If "Yes," the foundation does not qualify under section 4940(e) Do not complete this part

**1** Enter the appropriate amount in each column for each year, see instructions before making any entries

(a) Base period years Calendar year (or tax year beginning in)	(b) Adjusted qualifying distributions	(c) Net value of noncharitable-use assets	(d) Distribution ratio (col (b) divided by col (c))
2015	791,331	29,399,189	0 026917
2014	287,521	20,697,518	0 013892
2013	100,000	742,411	0 134696
2012			
2011			

<b>2</b> Total of line 1, column (d)	<b>2</b>	0 175505
<b>3</b> Average distribution ratio for the 5-year base period—divide the total on line 2 by 5, or by the number of years the foundation has been in existence if less than 5 years	<b>3</b>	0 058502
<b>4</b> Enter the net value of noncharitable-use assets for 2016 from Part X, line 5	<b>4</b>	28,189,464
<b>5</b> Multiply line 4 by line 3	<b>5</b>	1,649,140
<b>6</b> Enter 1% of net investment income (1% of Part I, line 27b)	<b>6</b>	4,436
<b>7</b> Add lines 5 and 6	<b>7</b>	1,653,576
<b>8</b> Enter qualifying distributions from Part XII, line 4	<b>8</b>	1,525,869

If line 8 is equal to or greater than line 7, check the box in Part VI, line 1b, and complete that part using a 1% tax rate See the Part VI instructions

**Part VI Excise Tax Based on Investment Income (Section 4940(a), 4940(b), 4940(e), or 4948—see instructions)**

<b>1a</b>	Exempt operating foundations described in section 4940(d)(2), check here <input type="checkbox"/> and enter "N/A" on line 1 Date of ruling or determination letter _____ (attach copy of letter if necessary—see instructions)		
<b>b</b>	Domestic foundations that meet the section 4940(e) requirements in Part V, check here <input type="checkbox"/> and enter 1% of Part I, line 27b . . . . .	<b>1</b>	8,871
<b>c</b>	All other domestic foundations enter 2% of line 27b. Exempt foreign organizations enter 4% of Part I, line 12, col (b)		
<b>2</b>	Tax under section 511 (domestic section 4947(a)(1) trusts and taxable foundations only. Others enter -0-)	<b>2</b>	0
<b>3</b>	Add lines 1 and 2. . . . .	<b>3</b>	8,871
<b>4</b>	Subtitle A (income) tax (domestic section 4947(a)(1) trusts and taxable foundations only. Others enter -0-)	<b>4</b>	0
<b>5</b>	<b>Tax based on investment income.</b> Subtract line 4 from line 3. If zero or less, enter -0- . . . . .	<b>5</b>	8,871
<b>6</b>	Credits/Payments		
<b>a</b>	2016 estimated tax payments and 2015 overpayment credited to 2016	<b>6a</b>	6,240
<b>b</b>	Exempt foreign organizations—tax withheld at source . . . . .	<b>6b</b>	
<b>c</b>	Tax paid with application for extension of time to file (Form 8868) . . . . .	<b>6c</b>	
<b>d</b>	Backup withholding erroneously withheld . . . . .	<b>6d</b>	
<b>7</b>	Total credits and payments. Add lines 6a through 6d. . . . .	<b>7</b>	6,240
<b>8</b>	Enter any <b>penalty</b> for underpayment of estimated tax. Check here <input type="checkbox"/> if Form 2220 is attached	<b>8</b>	82
<b>9</b>	<b>Tax due.</b> If the total of lines 5 and 8 is more than line 7, enter <b>amount owed</b> . . . . . <b>▶</b>	<b>9</b>	2,713
<b>10</b>	<b>Overpayment.</b> If line 7 is more than the total of lines 5 and 8, enter the <b>amount overpaid</b> . . . . . <b>▶</b>	<b>10</b>	
<b>11</b>	Enter the amount of line 10 to be <b>Credited to 2017 estimated tax</b> <b>▶</b> <b>Refunded</b> <b>▶</b>	<b>11</b>	

**Part VII-A Statements Regarding Activities**

<b>1a</b>	During the tax year, did the foundation attempt to influence any national, state, or local legislation or did it participate or intervene in any political campaign? . . . . .	<b>1a</b>	Yes	No
<b>b</b>	Did it spend more than \$100 during the year (either directly or indirectly) for political purposes (see Instructions for definition)? . . . . . If the answer is "Yes" to <b>1a</b> or <b>1b</b> , attach a detailed description of the activities and copies of any materials published or distributed by the foundation in connection with the activities	<b>1b</b>		No
<b>c</b>	Did the foundation file <b>Form 1120-POL</b> for this year? . . . . .	<b>1c</b>		No
<b>d</b>	Enter the amount (if any) of tax on political expenditures (section 4955) imposed during the year (1) On the foundation <b>▶</b> \$ _____ 0 (2) On foundation managers <b>▶</b> \$ _____ 0			
<b>e</b>	Enter the reimbursement (if any) paid by the foundation during the year for political expenditure tax imposed on foundation managers <b>▶</b> \$ _____ 0			
<b>2</b>	Has the foundation engaged in any activities that have not previously been reported to the IRS? . . . . . If "Yes," attach a detailed description of the activities	<b>2</b>		No
<b>3</b>	Has the foundation made any changes, not previously reported to the IRS, in its governing instrument, articles of incorporation, or bylaws, or other similar instruments? If "Yes," attach a conformed copy of the changes . . . . .	<b>3</b>		No
<b>4a</b>	Did the foundation have unrelated business gross income of \$1,000 or more during the year? . . . . .	<b>4a</b>	Yes	
<b>b</b>	If "Yes," has it filed a tax return on <b>Form 990-T</b> for this year? . . . . .	<b>4b</b>	Yes	
<b>5</b>	Was there a liquidation, termination, dissolution, or substantial contraction during the year? . . . . . If "Yes," attach the statement required by General Instruction T	<b>5</b>		No
<b>6</b>	Are the requirements of section 508(e) (relating to sections 4941 through 4945) satisfied either • By language in the governing instrument, or • By state legislation that effectively amends the governing instrument so that no mandatory directions that conflict with the state law remain in the governing instrument? . . . . .	<b>6</b>	Yes	
<b>7</b>	Did the foundation have at least \$5,000 in assets at any time during the year? If "Yes," complete Part II, col (c), and Part XV . . . . .	<b>7</b>	Yes	
<b>8a</b>	Enter the states to which the foundation reports or with which it is registered (see instructions) <b>▶</b> CA _____			
<b>b</b>	If the answer is "Yes" to line 7, has the foundation furnished a copy of Form 990-PF to the Attorney General (or designate) of each state as required by General Instruction G? If "No," attach explanation .	<b>8b</b>		No
<b>9</b>	Is the foundation claiming status as a private operating foundation within the meaning of section 4942(j)(3) or 4942(j)(5) for calendar year 2016 or the taxable year beginning in 2016 (see instructions for Part XIV)? If "Yes," complete Part XIV . . . . .	<b>9</b>		No
<b>10</b>	Did any persons become substantial contributors during the tax year? If "Yes," attach a schedule listing their names and addresses . . . . .	<b>10</b>		No

**Part VII-A Statements Regarding Activities** (continued)

<b>11</b>	At any time during the year, did the foundation, directly or indirectly, own a controlled entity within the meaning of section 512(b)(13)? If "Yes," attach schedule (see instructions).	<b>11</b>	<b>Yes</b>	
<b>12</b>	Did the foundation make a distribution to a donor advised fund over which the foundation or a disqualified person had advisory privileges? If "Yes," attach statement (see instructions)	<b>12</b>		<b>No</b>
<b>13</b>	Did the foundation comply with the public inspection requirements for its annual returns and exemption application? Website address <b>►</b> N/A	<b>13</b>	<b>Yes</b>	
<b>14</b>	The books are in care of <b>►</b> JANE NOBBS Telephone no <b>►</b> (626) 347-3644			

Located at **►** PO BOX 90955 SAN DIEGO CA ZIP+4 **►** 92169

<b>15</b>	Section 4947(a)(1) nonexempt charitable trusts filing Form 990-PF in lieu of <b>Form 1041</b> —Check here . . . . . <input type="checkbox"/> and enter the amount of tax-exempt interest received or accrued during the year . . . . . <b>►</b> 15			
<b>16</b>	At any time during calendar year 2016, did the foundation have an interest in or a signature or other authority over a bank, securities, or other financial account in a foreign country? See instructions for exceptions and filing requirements for FinCEN Form 114, Report of Foreign Bank and Financial Accounts (FBAR). If "Yes," enter the name of the foreign country <b>►</b>	<b>16</b>	<b>Yes</b>	<b>No</b>

**Part VII-B Statements Regarding Activities for Which Form 4720 May Be Required**

**File Form 4720 if any item is checked in the "Yes" column, unless an exception applies.**

<b>1a</b>	During the year did the foundation (either directly or indirectly)		<b>Yes</b>	<b>No</b>
	(1) Engage in the sale or exchange, or leasing of property with a disqualified person? <input type="checkbox"/> Yes <input checked="" type="checkbox"/> No			
	(2) Borrow money from, lend money to, or otherwise extend credit to (or accept it from) a disqualified person? <input type="checkbox"/> Yes <input checked="" type="checkbox"/> No			
	(3) Furnish goods, services, or facilities to (or accept them from) a disqualified person? <input type="checkbox"/> Yes <input checked="" type="checkbox"/> No			
	(4) Pay compensation to, or pay or reimburse the expenses of, a disqualified person? <input type="checkbox"/> Yes <input checked="" type="checkbox"/> No			
	(5) Transfer any income or assets to a disqualified person (or make any of either available for the benefit or use of a disqualified person)? <input type="checkbox"/> Yes <input checked="" type="checkbox"/> No			
	(6) Agree to pay money or property to a government official? ( <b>Exception.</b> Check "No" if the foundation agreed to make a grant to or to employ the official for a period after termination of government service, if terminating within 90 days). <input type="checkbox"/> Yes <input checked="" type="checkbox"/> No			
<b>b</b>	If any answer is "Yes" to 1a(1)–(6), did <b>any</b> of the acts fail to qualify under the exceptions described in Regulations section 53.4941(d)-3 or in a current notice regarding disaster assistance (see instructions)? <input type="checkbox"/> Organizations relying on a current notice regarding disaster assistance check here. <b>►</b> <input type="checkbox"/>	<b>1b</b>		
<b>c</b>	Did the foundation engage in a prior year in any of the acts described in 1a, other than excepted acts, that were not corrected before the first day of the tax year beginning in 2016? <input type="checkbox"/>	<b>1c</b>		<b>No</b>
<b>2</b>	Taxes on failure to distribute income (section 4942) (does not apply for years the foundation was a private operating foundation defined in section 4942(j)(3) or 4942(j)(5))			
<b>a</b>	At the end of tax year 2016, did the foundation have any undistributed income (lines 6d and 6e, Part XIII) for tax year(s) beginning before 2016? <input type="checkbox"/> Yes <input checked="" type="checkbox"/> No If "Yes," list the years <b>►</b> 20____, 20____, 20____, 20____			
<b>b</b>	Are there any years listed in 2a for which the foundation is <b>not</b> applying the provisions of section 4942(a)(2) (relating to incorrect valuation of assets) to the year's undistributed income? (If applying section 4942(a)(2) to <b>all</b> years listed, answer "No" and attach statement—see instructions). <input type="checkbox"/>	<b>2b</b>		
<b>c</b>	If the provisions of section 4942(a)(2) are being applied to <b>any</b> of the years listed in 2a, list the years here <b>►</b> 20____, 20____, 20____, 20____			
<b>3a</b>	Did the foundation hold more than a 2% direct or indirect interest in any business enterprise at any time during the year? <input type="checkbox"/> Yes <input checked="" type="checkbox"/> No			
<b>b</b>	If "Yes," did it have excess business holdings in 2016 as a result of (1) any purchase by the foundation or disqualified persons after May 26, 1969, (2) the lapse of the 5-year period (or longer period approved by the Commissioner under section 4943(c)(7)) to dispose of holdings acquired by gift or bequest, or (3) the lapse of the 10-, 15-, or 20-year first phase holding period? (Use Schedule C, Form 4720, to determine if the foundation had excess business holdings in 2016). <input type="checkbox"/>	<b>3b</b>		
<b>4a</b>	Did the foundation invest during the year any amount in a manner that would jeopardize its charitable purposes?	<b>4a</b>		<b>No</b>
<b>b</b>	Did the foundation make any investment in a prior year (but after December 31, 1969) that could jeopardize its charitable purpose that had not been removed from jeopardy before the first day of the tax year beginning in 2016?	<b>4b</b>		<b>No</b>

**Part VII-B Statements Regarding Activities for Which Form 4720 May Be Required** (Continued)

<b>5a</b> During the year did the foundation pay or incur any amount to <b>(1)</b> Carry on propaganda, or otherwise attempt to influence legislation (section 4945(e))? <span style="float:right;"><input type="checkbox"/> Yes <input checked="" type="checkbox"/> No</span> <b>(2)</b> Influence the outcome of any specific public election (see section 4955), or to carry on, directly or indirectly, any voter registration drive? . . . . . <span style="float:right;"><input type="checkbox"/> Yes <input checked="" type="checkbox"/> No</span> <b>(3)</b> Provide a grant to an individual for travel, study, or other similar purposes? <span style="float:right;"><input type="checkbox"/> Yes <input checked="" type="checkbox"/> No</span> <b>(4)</b> Provide a grant to an organization other than a charitable, etc., organization described in section 4945(d)(4)(A)? (see instructions). . . . . <span style="float:right;"><input type="checkbox"/> Yes <input checked="" type="checkbox"/> No</span> <b>(5)</b> Provide for any purpose other than religious, charitable, scientific, literary, or educational purposes, or for the prevention of cruelty to children or animals? . . . . . <span style="float:right;"><input type="checkbox"/> Yes <input checked="" type="checkbox"/> No</span> <b>b</b> If any answer is "Yes" to 5a(1)–(5), did <b>any</b> of the transactions fail to qualify under the exceptions described in Regulations section 53.4945 or in a current notice regarding disaster assistance (see instructions)? . . . . . <span style="float:right;"><input type="checkbox"/> Yes <input checked="" type="checkbox"/> No</span> Organizations relying on a current notice regarding disaster assistance check here. . . . . <span style="float:right;"><input type="checkbox"/> Yes <input checked="" type="checkbox"/> No</span> <b>c</b> If the answer is "Yes" to question 5a(4), does the foundation claim exemption from the tax because it maintained expenditure responsibility for the grant? . . . . . <span style="float:right;"><input type="checkbox"/> Yes <input checked="" type="checkbox"/> No</span> If "Yes," attach the statement required by Regulations section 53.4945–5(d)	<b>5b</b>		
<b>6a</b> Did the foundation, during the year, receive any funds, directly or indirectly, to pay premiums on a personal benefit contract? . . . . . <span style="float:right;"><input type="checkbox"/> Yes <input checked="" type="checkbox"/> No</span> <b>b</b> Did the foundation, during the year, pay premiums, directly or indirectly, on a personal benefit contract? . . . . . <span style="float:right;"><input type="checkbox"/> Yes <input checked="" type="checkbox"/> No</span> If "Yes" to 6b, file Form 8870	<b>6b</b>		<b>No</b>
<b>7a</b> At any time during the tax year, was the foundation a party to a prohibited tax shelter transaction? <span style="float:right;"><input type="checkbox"/> Yes <input checked="" type="checkbox"/> No</span> <b>b</b> If yes, did the foundation receive any proceeds or have any net income attributable to the transaction? . . . . . <span style="float:right;"><input type="checkbox"/> Yes <input checked="" type="checkbox"/> No</span>	<b>7b</b>		

**Part VIII Information About Officers, Directors, Trustees, Foundation Managers, Highly Paid Employees, and Contractors**

<b>1 List all officers, directors, trustees, foundation managers and their compensation (see instructions).</b>				
(a) Name and address	Title, and average hours per week (b) devoted to position	(c) Compensation (If not paid, enter -0-)	(d) Contributions to employee benefit plans and deferred compensation	(e) Expense account, other allowances
JEFFREY NOBBS PO BOX 90955 SAN DIEGO, CA 92169	TRUSTEE 15 00	120,000	0	0
RAND SPERRY PO BOX 90955 SAN DIEGO, CA 92169	TRUSTEE 15 00	120,000	0	0
PHYLLIS KRUCKENBERG PO BOX 90955 SAN DIEGO, CA 92169	TRUSTEE 15 00	120,000	0	0
<b>2 Compensation of five highest-paid employees (other than those included on line 1—see instructions). If none, enter "NONE."</b>				
(a) Name and address of each employee paid more than \$50,000	Title, and average hours per week (b) devoted to position	(c) Compensation	(d) Contributions to employee benefit plans and deferred compensation	(e) Expense account, other allowances
NONE				
<b>Total number of other employees paid over \$50,000.</b> . . . . .				0

**Part VIII Information About Officers, Directors, Trustees, Foundation Managers, Highly Paid Employees, and Contractors (continued)**
**3 Five highest-paid independent contractors for professional services (see instructions). If none, enter "NONE".**

(a) Name and address of each person paid more than \$50,000	(b) Type of service	(c) Compensation
NONE		
<b>Total</b> number of others receiving over \$50,000 for professional services. . . . . ►		0

**Part IX-A Summary of Direct Charitable Activities**

List the foundation's four largest direct charitable activities during the tax year. Include relevant statistical information such as the number of organizations and other beneficiaries served, conferences convened, research papers produced, etc.

1	Expenses

**Part IX-B Summary of Program-Related Investments (see instructions)**

Describe the two largest program-related investments made by the foundation during the tax year on lines 1 and 2	Amount
1	
2	
All other program-related investments. See instructions.	
3	
<b>Total.</b> Add lines 1 through 3 . . . . . ►	

**Part X Minimum Investment Return** (All domestic foundations must complete this part. Foreign foundations, see instructions.)

<b>1</b>	Fair market value of assets not used (or held for use) directly in carrying out charitable, etc., purposes		
<b>a</b>	Average monthly fair market value of securities.	<b>1a</b>	2,153,048
<b>b</b>	Average of monthly cash balances.	<b>1b</b>	1,705,605
<b>c</b>	Fair market value of all other assets (see instructions).	<b>1c</b>	45,912,866
<b>d</b>	<b>Total</b> (add lines 1a, b, and c).	<b>1d</b>	49,771,519
<b>e</b>	Reduction claimed for blockage or other factors reported on lines 1a and 1c (attach detailed explanation).	<b>1e</b>	0
<b>2</b>	Acquisition indebtedness applicable to line 1 assets.	<b>2</b>	21,152,774
<b>3</b>	Subtract line 2 from line 1d.	<b>3</b>	28,618,745
<b>4</b>	Cash deemed held for charitable activities. Enter 1 1/2% of line 3 (for greater amount, see instructions).	<b>4</b>	429,281
<b>5</b>	<b>Net value of noncharitable-use assets.</b> Subtract line 4 from line 3. Enter here and on Part V, line 4.	<b>5</b>	28,189,464
<b>6</b>	<b>Minimum investment return.</b> Enter 5% of line 5.	<b>6</b>	1,409,473

**Part XI Distributable Amount** (see instructions) (Section 4942(j)(3) and (j)(5) private operating foundations and certain foreign organizations check here ☐ and do not complete this part.)

<b>1</b>	Minimum investment return from Part X, line 6.	<b>1</b>	1,409,473
<b>2a</b>	Tax on investment income for 2016 from Part VI, line 5.	<b>2a</b>	8,871
<b>b</b>	Income tax for 2016 (This does not include the tax from Part VI).	<b>2b</b>	15,249
<b>c</b>	Add lines 2a and 2b.	<b>2c</b>	24,120
<b>3</b>	Distributable amount before adjustments. Subtract line 2c from line 1.	<b>3</b>	1,385,353
<b>4</b>	Recoveries of amounts treated as qualifying distributions.	<b>4</b>	0
<b>5</b>	Add lines 3 and 4.	<b>5</b>	1,385,353
<b>6</b>	Deduction from distributable amount (see instructions).	<b>6</b>	0
<b>7</b>	<b>Distributable amount</b> as adjusted. Subtract line 6 from line 5. Enter here and on Part XIII, line 1.	<b>7</b>	1,385,353

**Part XII Qualifying Distributions** (see instructions)

<b>1</b>	Amounts paid (including administrative expenses) to accomplish charitable, etc., purposes		
<b>a</b>	Expenses, contributions, gifts, etc.—total from Part I, column (d), line 26.	<b>1a</b>	1,165,869
<b>b</b>	Program-related investments—total from Part IX-B.	<b>1b</b>	0
<b>2</b>	Amounts paid to acquire assets used (or held for use) directly in carrying out charitable, etc., purposes.	<b>2</b>	
<b>3</b>	Amounts set aside for specific charitable projects that satisfy the		
<b>a</b>	Suitability test (prior IRS approval required).	<b>3a</b>	
<b>b</b>	Cash distribution test (attach the required schedule).	<b>3b</b>	360,000
<b>4</b>	<b>Qualifying distributions.</b> Add lines 1a through 3b. Enter here and on Part V, line 8, and Part XIII, line 4.	<b>4</b>	1,525,869
<b>5</b>	Foundations that qualify under section 4940(e) for the reduced rate of tax on net investment income. Enter 1% of Part I, line 27b (see instructions).	<b>5</b>	0
<b>6</b>	<b>Adjusted qualifying distributions.</b> Subtract line 5 from line 4.	<b>6</b>	1,525,869

**Note:** The amount on line 6 will be used in Part V, column (b), in subsequent years when calculating whether the foundation qualifies for the section 4940(e) reduction of tax in those years.



**Part XIII Undistributed Income** (see instructions)

	(a) Corpus	(b) Years prior to 2015	(c) 2015	(d) 2016
<b>1</b> Distributable amount for 2016 from Part XI, line 7				1,385,353
<b>2</b> Undistributed income, if any, as of the end of 2016				
<b>a</b> Enter amount for 2015 only. . . . .			1,351,165	
<b>b</b> Total for prior years 20____, 20____, 20____		0		
<b>3</b> Excess distributions carryover, if any, to 2016				
<b>a</b> From 2011. . . . .				
<b>b</b> From 2012. . . . .				
<b>c</b> From 2013. . . . .				
<b>d</b> From 2014. . . . .				
<b>e</b> From 2015. . . . .				
<b>f</b> Total of lines 3a through e. . . . .	0			
<b>4</b> Qualifying distributions for 2016 from Part XII, line 4 ▶ \$ <u>1,525,869</u>				
<b>a</b> Applied to 2015, but not more than line 2a			1,351,165	
<b>b</b> Applied to undistributed income of prior years (Election required—see instructions). . . . .		0		
<b>c</b> Treated as distributions out of corpus (Election required—see instructions). . . . .	0			
<b>d</b> Applied to 2016 distributable amount. . . . .				174,704
<b>e</b> Remaining amount distributed out of corpus	0			
<b>5</b> Excess distributions carryover applied to 2016 (If an amount appears in column (d), the same amount must be shown in column (a) )	0			0
<b>6</b> Enter the net total of each column as indicated below:				
<b>a</b> Corpus Add lines 3f, 4c, and 4e Subtract line 5	0			
<b>b</b> Prior years' undistributed income Subtract line 4b from line 2b . . . . .		0		
<b>c</b> Enter the amount of prior years' undistributed income for which a notice of deficiency has been issued, or on which the section 4942(a) tax has been previously assessed. . . . .		0		
<b>d</b> Subtract line 6c from line 6b Taxable amount—see instructions . . . . .		0		
<b>e</b> Undistributed income for 2015 Subtract line 4a from line 2a Taxable amount—see instructions . . . . .			0	
<b>f</b> Undistributed income for 2016 Subtract lines 4d and 5 from line 1 This amount must be distributed in 2017 . . . . .				1,210,649
<b>7</b> Amounts treated as distributions out of corpus to satisfy requirements imposed by section 170(b)(1)(F) or 4942(g)(3) (Election may be required - see instructions). . . . .	0			
<b>8</b> Excess distributions carryover from 2011 not applied on line 5 or line 7 (see instructions). . . . .	0			
<b>9</b> Excess distributions carryover to 2017. Subtract lines 7 and 8 from line 6a . . . . .	0			
<b>10</b> Analysis of line 9				
<b>a</b> Excess from 2012. . . . .				
<b>b</b> Excess from 2013. . . . .				
<b>c</b> Excess from 2014. . . . .				
<b>d</b> Excess from 2015. . . . .				
<b>e</b> Excess from 2016. . . . .				

**b** Check box to indicate whether the organization is a private operating foundation described in section ☐ 4942(j)(3) or ☐ 4942(j)(5)Form **990-PF** (2016)

**Part XV** **Supplementary Information** (continued)**3 Grants and Contributions Paid During the Year or Approved for Future Payment**

Recipient	If recipient is an individual, show any relationship to any foundation manager or substantial contributor	Foundation status of recipient	Purpose of grant or contribution	Amount
Name and address (home or business)				
<b>a</b> <i>Paid during the year</i> See Additional Data Table				
<b>Total</b> . . . . .			<b>3a</b>	753,970
<b>b</b> <i>Approved for future payment</i>				
<b>Total</b> . . . . .			<b>3b</b>	0

Enter gross amounts unless otherwise indicated

Enter gross amounts unless otherwise indicated	Unrelated business income		Excluded by section 512, 513, or 514		(e) Related or exempt function income (See instructions )
	(a) Business code	(b) Amount	(c) Exclusion code	(d) Amount	
<b>1</b> Program service revenue					
<b>a</b> _____					
<b>b</b> _____					
<b>c</b> _____					
<b>d</b> _____					
<b>e</b> _____					
<b>f</b> _____					
<b>g</b> Fees and contracts from government agencies					
<b>2</b> Membership dues and assessments. . . . .					
<b>3</b> Interest on savings and temporary cash investments . . . . .			14	28,061	
<b>4</b> Dividends and interest from securities. . . . .			14	137,265	
<b>5</b> Net rental income or (loss) from real estate					
<b>a</b> Debt-financed property. . . . .					
<b>b</b> Not debt-financed property. . . . .			16	125,069	
<b>6</b> Net rental income or (loss) from personal property					
<b>7</b> Other investment income. . . . .			16	283,380	
<b>8</b> Gain or (loss) from sales of assets other than inventory . . . . .			14	26,437	
<b>9</b> Net income or (loss) from special events					
<b>10</b> Gross profit or (loss) from sales of inventory					
<b>11</b> Other revenue <b>a</b> _____					
<b>b</b> _____					
<b>c</b> _____					
<b>d</b> _____					
<b>e</b> _____					
<b>12</b> Subtotal Add columns (b), (d), and (e). . . . .		0		600,212	0
<b>13 Total.</b> Add line 12, columns (b), (d), and (e). . . . .			<b>13</b>		600,212

(See worksheet in line 13 instructions to verify calculations )

## Part XVI-B Relationship of Activities to the Accomplishment of Exempt Purposes

[illegible]

## Part XVII

- |       | Yes | No |
|-------|-----|----|
| 1a(1) |     | No |
| 1a(2) |     | No |
| 1b(1) |     | No |
| 1b(2) |     | No |
| 1b(3) |     | No |
| 1b(4) |     | No |
| 1b(5) |     | No |
| 1b(6) |     | No |
| 1c    |     | No |

[illegible]

- 2a** Is the foundation directly or indirectly affiliated with, or related to, one or more tax-exempt organizations described in section 501(c) of the Code (other than section 501(c)(3)) or in section 527? . . . . . ☐ Yes ☒ No
- b** If "Yes," complete the following schedule

(a) Name of organization	(b) Type of organization	(c) Description of relationship

May the IRS discuss this return with the preparer shown below (see instr )? ☒ Yes ☐ No

Print/Type preparer's name  ROBERT R REDWITZ CPA	Preparer's Signature	Date	Check if self-employed <input type="checkbox"/>	PTIN  P01447663
Firm's name ► REDWITZ INC				Firm's EIN ► 33-0850406
Firm's address ► 5520 TRABUCO ROAD  IRVINE, CA 92620				Phone no (949) 753-1514

Form 990PF Part IV - Capital Gains and Losses for Tax on Investment Income - Columns a - d			
List and describe the kind(s) of property sold (e g , real estate, (a) 2-story brick warehouse, or common stock, 200 shs MLC Co )	(b) How acquired P—Purchase D—Donation	(c) Date acquired (mo , day, yr )	(d) Date sold (mo , day, yr )
236 DOUBLELINE EMRG MKTS		2015-08-31	2016-02-08
798 GOLDMAN SACHS STRATEGIC		2015-02-27	2016-02-08
1966 HIGHLAND FIXED INCOME		2016-10-25	2016-12-19
2685 HOTCHKIS & WILEY HIGH		2015-11-30	2016-11-29
3089 LOOMIS SAYLES BOND		2015-10-26	2016-10-25
0 09 LOOMIS SAYLES BOND		2016-11-28	2016-12-07
5025 TCW TOTAL RETURN BOND		2016-02-08	2016-12-19
10569 VANGUARD INTERM		2016-02-08	2016-12-19
8 ALPHABET INC		2015-03-04	2016-12-19
97 ALTRIA GROUP INC		2014-10-22	2016-12-19

Form 990PF Part IV - Capital Gains and Losses for Tax on Investment Income - Columns e - h

(e) Gross sales price	Depreciation allowed (f) (or allowable)	Cost or other basis (g) plus expense of sale	Gain or (loss) (h) (e) plus (f) minus (g)
2,168		2,538	-370
7,442		8,355	-913
25,019		25,589	-570
31,770		33,587	-1,817
43,056		46,157	-3,101
1		1	0
50,131		51,833	-1,702
102,297		103,221	-924
6,356		4,551	1,805
6,566		4,597	1,969

Form 990PF Part IV - Capital Gains and Losses for Tax on Investment Income - Columns i - l

Complete only for assets showing gain in column (h) and owned by the foundation on 12/31/69			(I) Gains (Col (h) gain minus col (k), but not less than -0-) or Losses (from col (h))
(i) F M V as of 12/31/69	Adjusted basis (j) as of 12/31/69	Excess of col (i) (k) over col (j), if any	
			-370
			-913
			-570
			-1,817
			-3,101
			0
			-1,702
			-924
			1,805
			1,969

Form 990PF Part IV - Capital Gains and Losses for Tax on Investment Income - Columns a - d			
List and describe the kind(s) of property sold (e g , real estate, (a) 2-story brick warehouse, or common stock, 200 shs MLC Co )	(b) How acquired P—Purchase D—Donation	(c) Date acquired (mo , day, yr )	(d) Date sold (mo , day, yr )
115 AMERICAN EXPERESS		2014-11-05	2016-01-25
105 BANK OF NY MELLON CO		2014-10-22	2016-12-19
42 BERKSHIRE HATHAWAY		2014-10-09	2016-12-19
67 BOEING CO		2014-10-22	2016-03-02
8 CALIFORNIA RESOURCES		2014-11-05	2016-04-12
116 DEVON ENERGY CORP		2014-10-22	2016-02-23
48 DIAGEO PLC		2014-10-09	2016-12-19
4694 DOUBLELINE EMRG MKTS		2014-11-05	2016-02-08
18939 DOUBLELINE TOTAL RETURN		2014-10-09	2016-12-19
1597 FPA INTL VALUE FUND		2015-01-12	2016-12-19

Form 990PF Part IV - Capital Gains and Losses for Tax on Investment Income - Columns e - h

(e) Gross sales price	Depreciation allowed (f) (or allowable)	Cost or other basis (g) plus expense of sale	Gain or (loss) (h) (e) plus (f) minus (g)
6,335		10,584	-4,249
4,954		3,851	1,103
6,926		5,890	1,036
8,003		8,239	-236
12		12	0
2,223		6,999	-4,776
4,980		5,481	-501
43,124		50,470	-7,346
200,548		208,607	-8,059
19,900		20,607	-707

Form 990PF Part IV - Capital Gains and Losses for Tax on Investment Income - Columns i - l

Complete only for assets showing gain in column (h) and owned by the foundation on 12/31/69			(I) Gains (Col (h) gain minus col (k), but not less than -0-) or Losses (from col (h))
(i) F M V as of 12/31/69	Adjusted basis (j) as of 12/31/69	Excess of col (i) (k) over col (j), if any	
			-4,249
			1,103
			1,036
			-236
			0
			-4,776
			-501
			-7,346
			-8,059
			-707

Form 990PF Part IV - Capital Gains and Losses for Tax on Investment Income - Columns a - d			
List and describe the kind(s) of property sold (e g , real estate, (a) 2-story brick warehouse, or common stock, 200 shs MLC Co )	(b) How acquired P—Purchase D—Donation	(c) Date acquired (mo , day, yr )	(d) Date sold (mo , day, yr )
31 GOLDMAN SACHS GROUP		2014-11-05	2016-12-19
16892 GOLDMAN SACHS STRATEGIC		2014-10-09	2016-02-08
12609 HOTCHKIS & WILEY HIGH		2015-03-04	2016-11-29
52 IBM CORP		2014-10-22	2016-12-14
1024 JOHCM INTL		2014-10-09	2016-12-19
63 JOHNSON & JOHNSON		2014-10-09	2016-03-09
47 JOHNSON & JOHNSON		2014-10-09	2016-12-19
115 LEVEL 3 COMMUNICATN		2015-04-28	2016-12-19
7968 LOOMIS SAYLES BOND		2014-10-09	2016-02-08
9233 LOOMIS SAYLES BOND		2014-12-16	2016-10-25

Form 990PF Part IV - Capital Gains and Losses for Tax on Investment Income - Columns e - h

(e) Gross sales price	Depreciation allowed (f) (or allowable)	Cost or other basis (g) plus expense of sale	Gain or (loss) (h) (e) plus (f) minus (g)
7,361		5,891	1,470
157,421		176,751	-19,330
149,156		157,690	-8,534
8,742		8,465	277
18,939		18,837	102
6,693		6,585	108
5,464		4,913	551
6,505		5,995	510
98,706		120,513	-21,807
128,694		137,929	-9,235

Form 990PF Part IV - Capital Gains and Losses for Tax on Investment Income - Columns i - l

Complete only for assets showing gain in column (h) and owned by the foundation on 12/31/69			(I) Gains (Col (h) gain minus col (k), but not less than -0-) or Losses (from col (h))
(i) F M V as of 12/31/69	Adjusted basis (j) as of 12/31/69	Excess of col (i) (k) over col (j), if any	
			1,470
			-19,330
			-8,534
			277
			102
			108
			551
			510
			-21,807
			-9,235



Form 990PF Part IV - Capital Gains and Losses for Tax on Investment Income - Columns a - d			
List and describe the kind(s) of property sold (e g , real estate, (a) 2-story brick warehouse, or common stock, 200 shs MLC Co )	(b) How acquired P—Purchase D—Donation	(c) Date acquired (mo , day, yr )	(d) Date sold (mo , day, yr )
34 LOOMIS SAYLES BOND		2015-08-24	2016-12-07
151 MICROSOFT CORP		2014-10-09	2016-06-20
92 NESTLE SA		2014-10-09	2016-12-19
139 NOVARTIS AG		2014-10-09	2016-03-29
1237 OAKMARK INTL		2014-10-09	2016-12-19
28 ORACLE CORP		2014-10-09	2016-12-19
100 ORACLE CORP		2014-10-09	2016-12-19
244 PFIZER INC		2014-11-05	2016-12-19
71 PHILIP MORRIS INTL		2014-10-09	2016-12-19
1541 PIMCO DYNAMIC		2014-10-07	2016-07-11

Form 990PF Part IV - Capital Gains and Losses for Tax on Investment Income - Columns e - h

(e) Gross sales price	Depreciation allowed (f) (or allowable)	Cost or other basis (g) plus expense of sale	Gain or (loss) (h) (e) plus (f) minus (g)
473		511	-38
7,618		7,045	573
6,547		6,674	-127
9,994		12,581	-2,587
17,938		18,815	-877
1,086		1,095	-9
3,879		3,909	-30
8,028		7,392	636
6,477		6,087	390
43,149		50,199	-7,050

Form 990PF Part IV - Capital Gains and Losses for Tax on Investment Income - Columns i - l

Complete only for assets showing gain in column (h) and owned by the foundation on 12/31/69			(I) Gains (Col (h) gain minus col (k), but not less than -0-) or Losses (from col (h))
(i) F M V as of 12/31/69	Adjusted basis (j) as of 12/31/69	Excess of col (i) (k) over col (j), if any	
			-38
			573
			-127
			-2,587
			-877
			-9
			-30
			636
			390
			-7,050

Form 990PF Part IV - Capital Gains and Losses for Tax on Investment Income - Columns a - d			
List and describe the kind(s) of property sold (e g , real estate, (a) 2-story brick warehouse, or common stock, 200 shs MLC Co )	(b) How acquired P—Purchase D—Donation	(c) Date acquired (mo , day, yr )	(d) Date sold (mo , day, yr )
8326 PIMCO INCM		2014-10-09	2016-12-19
88 REPUBLIC SERVICES		2014-11-05	2016-12-19
232 SABMILLER		2014-10-09	2016-10-19
154 TJX COMPANIES		2014-10-09	2016-08-15
60 UNITED PARCEL SRVC		2014-10-09	2016-12-19
72 WELLS FARGO BK		2014-10-09	2016-12-19
CAPITAL GAINS DIVIDENDS	P		
INVESTMENT INCOME FROM DEBT-FINANCED PROPERTY	P	2015-03-24	2016-04-05

**Form 990PF Part IV - Capital Gains and Losses for Tax on Investment Income - Columns e - h**

(e) Gross sales price	(f) Depreciation allowed (or allowable)	(g) Cost or other basis plus expense of sale	(h) Gain or (loss) (e) plus (f) minus (g)
100,147		103,541	-3,394
5,051		3,366	1,685
12,723		12,314	409
12,734		9,353	3,381
6,991		5,891	1,100
3,956		3,740	216
564			564
			33,584

**Form 990PF Part IV - Capital Gains and Losses for Tax on Investment Income - Columns i - l**

Complete only for assets showing gain in column (h) and owned by the foundation on 12/31/69			(I) Gains (Col (h) gain minus col (k), but not less than -0-) or Losses (from col (h))
(i) F M V as of 12/31/69	(j) Adjusted basis as of 12/31/69	(k) Excess of col (i) over col (j), if any	
			-3,394
			1,685
			409
			3,381
			1,100
			216
			564
			33,584


**Form 990PF Part XV Line 3 - Grants and Contributions Paid During the Year or Approved for Future Payment**

Recipient	If recipient is an individual, show any relationship to any foundation manager or substantial contributor	Foundation status of recipient	Purpose of grant or contribution	Amount
Name and address (home or business)				
<b>a</b> <i>Paid during the year</i>				
MALTESE RESCUE 10520 BURNED OAK LN ESCONDIDO, CA 92026	NON-PROFIT ORGANIZATION	501(C)(3)	TO PROVIDE FUNDS FOR CHARITABLE ACTIVITIES	10,000
HIGHER GROUND 23001 E LA PALMA YORBA LINDA, CA 92887	NON-PROFIT ORGANIZATION	170(B)(1)	TO PROVIDE FUNDS FOR CHARITABLE ACTIVITIES	5,000
WALNUT VALLEY HIGH SCHOOL BASEBALL 400 PIERRE RD WALNUT, CA 91789	NON-PROFIT ORGANIZATION	N/A	TO PROVIDE FUNDS FOR CHARITABLE ACTIVITIES	500
ST LORENZO CHURCH 747 MEDOWPASS RD WALNUT, CA 91789	NON-PROFIT ORGANIZATION	170(B)(1)	TO PROVIDE FUNDS FOR CHARITABLE ACTIVITIES	500
ST LORENZO CHURCH 747 MEDOWPASS RD WALNUT, CA 91789	NON-PROFIT ORGANIZATION	170(B)(1)	TO PROVIDE FUNDS FOR CHARITABLE ACTIVITIES	500
<b>Total . . . . .</b> ► <b>3a</b>				753,970

Form 990PF Part XV Line 3 - Grants and Contributions Paid During the Year or Approved for Future Payment				
Recipient	If recipient is an individual, show any relationship to any foundation manager or substantial contributor	Foundation status of recipient	Purpose of grant or contribution	Amount
Name and address (home or business)				
<b>a</b> <i>Paid during the year</i>				
HIGHER GROUND 23001 E LA PALMA YORBA LINDA, CA 92887	NON-PROFIT ORGANIZATION	170(B)(1)	TO PROVIDE FUNDS FOR CHARITABLE ACTIVITIES	30,000
RAD CAMP 18025 SKY PARK CIR STE B IRVINE, CA 92614	NON-PROFIT ORGANIZATION	N/A	TO PROVIDE FUNDS FOR CHARITABLE ACTIVITIES	20,000
HIGHER GROUND 23001 E LA PALMA YORBA LINDA, CA 92887	NON-PROFIT ORGANIZATION	170(B)(1)	TO PROVIDE FUNDS FOR CHARITABLE ACTIVITIES	50,000
MALTESE RESCUE 10520 BURNED OAK LN ESCONDIDO, CA 92026	NON-PROFIT ORGANIZATION	501(C)(3)	TO PROVIDE FUNDS FOR CHARITABLE ACTIVITIES	25,000
ST VINCENT MEALS ON WHEELS 2200 WEST THIRD ST STE 200 LOS ANGELES, CA 90057	NON-PROFIT ORGANIZATION	501(C)(3)	TO PROVIDE FUNDS FOR CHARITABLE ACTIVITIES	10,000
<b>Total . . . . .</b> <b>3a</b>				753,970

Form 990PF Part XV Line 3 - Grants and Contributions Paid During the Year or Approved for Future Payment				
Recipient	If recipient is an individual, show any relationship to any foundation manager or substantial contributor	Foundation status of recipient	Purpose of grant or contribution	Amount
Name and address (home or business)				
<b>a</b> <i>Paid during the year</i>				
A PLACE CALLED HOME 2830 SOUTH CENTRAL AVE LOS ANGELES, CA 90011	NON-PROFIT ORGANIZATION	170(B)(1)	TO PROVIDE FUNDS FOR CHARITABLE ACTIVITIES	10,000
HOME BOY 130 W BRUNO ST LOS ANGELES, CA 90042	NON-PROFIT ORGANIZATION	170(B)(1)	TO PROVIDE FUNDS FOR CHARITABLE ACTIVITIES	10,000
INLAND VALLEY HUMANE SOCIETY 500 HUMANE WAY POMONA, CA 91766	NON-PROFIT ORGANIZATION	501(C)(3)	TO PROVIDE FUNDS FOR CHARITABLE ACTIVITIES	4,000
SALVATION ARMY PO BOX 2325 POMONA, CA 91769	NON-PROFIT ORGANIZATION	501(C)(3)	TO PROVIDE FUNDS FOR CHARITABLE ACTIVITIES	10,000
ALZEMBERS ASSOCIATION 22512 GATEWAY CENTER DR CLARKSBURG, MD 20871	NON-PROFIT ORGANIZATION	N/A	TO PROVIDE FUNDS FOR CHARITABLE ACTIVITIES	5,000
<b>Total . . . . .</b> ► <b>3a</b>				753,970

**Form 990PF Part XV Line 3 - Grants and Contributions Paid During the Year or Approved for Future Payment**


Recipient	If recipient is an individual, show any relationship to any foundation manager or substantial contributor	Foundation status of recipient	Purpose of grant or contribution	Amount
Name and address (home or business)				
<b>a</b> <i>Paid during the year</i>				
AMERICAN CANCER SOCIETY 250 WILLIAMS ST 4TH FLR ATLANTA, GA 30303	NON-PROFIT ORGANIZATION	170(B)(1)	TO PROVIDE FUNDS FOR CHARITABLE ACTIVITIES	5,000
ST JUDE CHILDRENS RESEARCH HOSPITAL 501 ST JUDE PLACE MEMPHIS, TN 38105	NON-PROFIT ORGANIZATION	170(B)(1)	TO PROVIDE FUNDS FOR CHARITABLE ACTIVITIES	5,000
ASPCA 424 E 92ND ST NEW YORK, NY 10128	NON-PROFIT ORGANIZATION	501(C)(3)	TO PROVIDE FUNDS FOR CHARITABLE ACTIVITIES	5,000
SECOND HARVEST FOOD BANK 8014 MARINE WAY IRVINE, CA 92618	NON-PROFIT ORGANIZATION	170(B)(1)	TO PROVIDE FUNDS FOR CHARITABLE ACTIVITIES	5,000
ST LORENZO CHURCH 747 MEADOWPASS RD WALNUT, CA 91789	NON-PROFIT ORGANIZATION	170(B)(1)	TO PROVIDE FUNDS FOR CHARITABLE ACTIVITIES	10,000
<b>Total . . . . .</b> 				753,970
<b>3a</b>				

Form 990PF Part XV Line 3 - Grants and Contributions Paid During the Year or Approved for Future Payment				
Recipient	If recipient is an individual, show any relationship to any foundation manager or substantial contributor	Foundation status of recipient	Purpose of grant or contribution	Amount
Name and address (home or business)				
<b>a</b> <i>Paid during the year</i>				
CITY OF HOPE 1055 WILSHIRE BLVD 1200 LOS ANGELES, CA 90017	NON-PROFIT ORGANIZATION	170(B)(1)	TO PROVIDE FUNDS FOR CHARITABLE ACTIVITIES	10,000
LA MISSION PO BOX 60127 LOS ANGELES, CA 900600127	NON-PROFIT ORGANIZATION	170(B)(1)	TO PROVIDE FUNDS FOR CHARITABLE ACTIVITIES	5,000
HIGHER GROUND 23001 E LA PALMA YORBA LINDA, CA 92887	NON-PROFIT ORGANIZATION	170(B)(1)	TO PROVIDE FUNDS FOR CHARITABLE ACTIVITIES	20,000
AS UNTO JESUS 6620 RICHARDSON DR WATAUGA, TX 76148	NON-PROFIT ORGANIZATION	N/A	TO PROVIDE FUNDS FOR CHARITABLE ACTIVITIES	5,000
LDS CHARITIES-HH1 WARD MISSION FUND LDS CHURCH HACIENDA HEIGHTS, CA 91745	NON-PROFIT ORGANIZATION	N/A	TO PROVIDE FUNDS FOR CHARITABLE ACTIVITIES	1,000
<b>Total . . . . .</b> ► <b>3a</b>				753,970


Form 990PF Part XV Line 3 - Grants and Contributions Paid During the Year or Approved for Future Payment


Recipient	If recipient is an individual, show any relationship to any foundation manager or substantial contributor	Foundation status of recipient	Purpose of grant or contribution	Amount
Name and address (home or business)				
<b>a</b> <i>Paid during the year</i>				
HIGHER GROUND YOUTH & FAMILY SERVICE 23001 E LA PALMA AVE STE 220A YORBA LINDA, CA 92887	NON-PROFIT ORGANIZATION	170(B)(1)	TO PROVIDE FUNDS FOR CHARITABLE ACTIVITIES	5,000
SCHOLARS FIRST 18101 VON KARMAN AVE STE 700 IRVINE, CA 92612	NON-PROFIT ORGANIZATION	N/A	TO PROVIDE FUNDS FOR CHARITABLE ACTIVITIES	100,000
UNIVERSITY OF SCIENCE AND ARTS OF OKLAHOMA 1727 W ALABAMA AVE CHICKASHA, OK 73018	NON-PROFIT ORGANIZATION	501(C)(3)	TO PROVIDE FUNDS FOR CHARITABLE ACTIVITIES	5,000
VISITING NURSES ASSOCIATION - HOSPICE 150 WEST FIRST ST STE 270 CLAREMONT, CA 91711	NON-PROFIT ORGANIZATION	501(C)(3)	TO PROVIDE FUNDS FOR CHARITABLE ACTIVITIES	5,000
BRIDGE OF FAITH PO BOX 9108 WHITTIER, CA 90608	NON-PROFIT ORGANIZATION	170(B)(1)	TO PROVIDE FUNDS FOR CHARITABLE ACTIVITIES	5,000
<b>Total . . . . .</b> ► <b>3a</b>				753,970



Form 990PF Part XV Line 3 - Grants and Contributions Paid During the Year or Approved for Future Payment				
Recipient	If recipient is an individual, show any relationship to any foundation manager or substantial contributor	Foundation status of recipient	Purpose of grant or contribution	Amount
Name and address (home or business)				
<b>a</b> <i>Paid during the year</i>				
HIGH HOPES HEAD INJURY PROGRAM 2953 EDINGER AVE TUSTIN, CA 92780	NON-PROFIT ORGANIZATION	N/A	TO PROVIDE FUNDS FOR CHARITABLE ACTIVITIES	5,000
A PLACE CALLED HOME 2830 SOUTH CENTRAL AVE LOS ANGELES, CA 90011	NON-PROFIT ORGANIZATION	170(B)(1)	TO PROVIDE FUNDS FOR CHARITABLE ACTIVITIES	3,000
MIRACLES FOR KIDS 3002 DOW AVE SUITE 126 TUSTIN, CA 92780	NON-PROFIT ORGANIZATION	N/A	TO PROVIDE FUNDS FOR CHARITABLE ACTIVITIES	6,000
LA MISSION PO BOX 60127 LOS ANGELES, CA 900600127	NON-PROFIT ORGANIZATION	170(B)(1)	TO PROVIDE FUNDS FOR CHARITABLE ACTIVITIES	5,000
HOME BOY 130 W BRUNO ST LOS ANGELES, CA 90042	NON-PROFIT ORGANIZATION	170(B)(1)	TO PROVIDE FUNDS FOR CHARITABLE ACTIVITIES	5,000
<b>Total . . . . .</b> 				753,970
<b>3a</b>				

Form 990PF Part XV Line 3 - Grants and Contributions Paid During the Year or Approved for Future Payment

Recipient	If recipient is an individual, show any relationship to any foundation manager or substantial contributor	Foundation status of recipient	Purpose of grant or contribution	Amount
Name and address (home or business)				
<b>a</b> <i>Paid during the year</i>				
SAN DIEGO FOOD BANK 9850 DISTRIBUTION AVE SAN DIEGO, CA 92121	NON-PROFIT ORGANIZATION	N/A	TO PROVIDE FUNDS FOR CHARITABLE ACTIVITIES	10,000
SECOND HARVEST FOOD BANK OF ORANGE COUNTY 8014 MARINE WAY IRVINE, CA 92618	NON-PROFIT ORGANIZATION	170(B)(1)	TO PROVIDE FUNDS FOR CHARITABLE ACTIVITIES	10,000
RONALD MCDONALD HOUSE CHARITIES OF SD 2929 CHILDRENS WAY SAN DIEGO, CA 92123	NON-PROFIT ORGANIZATION	N/A	TO PROVIDE FUNDS FOR CHARITABLE ACTIVITIES	20,000
CATERINAS CLUB 1505 E 17TH ST STE 101 SANTA ANA, CA 92705	NON-PROFIT ORGANIZATION	N/A	TO PROVIDE FUNDS FOR CHARITABLE ACTIVITIES	10,000
MEALS ON WHEELS SAN DIEGO 2254 SAN DIEGO AVE SUITE 200 SAN DIEGO, CA 92110	NON-PROFIT ORGANIZATION	N/A	TO PROVIDE FUNDS FOR CHARITABLE ACTIVITIES	10,000
<b>Total . . . . .</b> 				753,970
<b>3a</b>				

Form 990PF Part XV Line 3 - Grants and Contributions Paid During the Year or Approved for Future Payment				
Recipient	If recipient is an individual, show any relationship to any foundation manager or substantial contributor	Foundation status of recipient	Purpose of grant or contribution	Amount
Name and address (home or business)				
<b>a</b> <i>Paid during the year</i>				
EL CAJON VALLEY HIGH SCHOOL 1035 MADISON AVE EL CAJON, CA 92021	NON-PROFIT ORGANIZATION	N/A	TO PROVIDE FUNDS FOR CHARITABLE ACTIVITIES	20,000
CITY OF HOPE 1055 WILSHIRE BLVD 1200 LOS ANGELES, CA 90017	NON-PROFIT ORGANIZATION	170(B)(1)	TO PROVIDE FUNDS FOR CHARITABLE ACTIVITIES	10,000
MEALS ON WHEELS YWCA SAN GABRIAL VALLEY 943 NORTH GRAND AVE COVINA, CA 91724	NON-PROFIT ORGANIZATION	N/A	TO PROVIDE FUNDS FOR CHARITABLE ACTIVITIES	8,000
SCHOLARS FIRST 18101 VON KARMAN AVE STE 700 IRVINE, CA 926120145	NON-PROFIT ORGANIZATION	N/A	TO PROVIDE FUNDS FOR CHARITABLE ACTIVITIES	125,000
MIRACLES FOR KIDS PLEDGE 3002 DOW AVE TUSTIN, CA 92780	NON-PROFIT ORGANIZATION	N/A	TO PROVIDE FUNDS FOR CHARITABLE ACTIVITIES	5,000
<b>Total</b> . . . . . 				753,970
<b>3a</b>				

**Form 990PF Part XV Line 3 - Grants and Contributions Paid During the Year or Approved for Future Payment**

Recipient	If recipient is an individual, show any relationship to any foundation manager or substantial contributor	Foundation status of recipient	Purpose of grant or contribution	Amount
Name and address (home or business)				
<b>a</b> <i>Paid during the year</i>				
CATHOLIC CHARITIES MARDI GRAS AD 1820 EAST 16TH ST SANTA ANA, CA 92701	NON-PROFIT ORGANIZATION	501(C)(3)	TO PROVIDE FUNDS FOR CHARITABLE ACTIVITIES	2,000
FIRST FRIDAY FRIARS SCHOLARSHIP FOR ATHLETES PO BOX 10281 SANTA ANA, CA 91711	NON-PROFIT ORGANIZATION	N/A	TO PROVIDE FUNDS FOR CHARITABLE ACTIVITIES	2,000
OCF CATHEDRAL & SCHOOLS 13280 CHAPMAN AVE GARDEN GROVE, CA 92840	NON-PROFIT ORGANIZATION	170(B)(1)	TO PROVIDE FUNDS FOR CHARITABLE ACTIVITIES	60,000
HIGHER GROUND 1413 E BROADWAY ANAHEIM, CA 92805	NON-PROFIT ORGANIZATION	170(B)(1)	TO PROVIDE FUNDS FOR CHARITABLE ACTIVITIES	5,000
RAD CAMP 17921 SKY PARK CIR SUITE G IRVINE, CA 92614	NON-PROFIT ORGANIZATION	N/A	TO PROVIDE FUNDS FOR CHARITABLE ACTIVITIES	5,000
<b>Total . . . . .</b> ► <b>3a</b>				753,970


**Form 990PF Part XV Line 3 - Grants and Contributions Paid During the Year or Approved for Future Payment**

Recipient	If recipient is an individual, show any relationship to any foundation manager or substantial contributor	Foundation status of recipient	Purpose of grant or contribution	Amount
Name and address (home or business)				
<b>a</b> <i>Paid during the year</i>				
CALIFORNIA YOUTH SERVICES 23282 MILL CREEK DR SUITE 130E LAGUNA HILLS, CA 92653	NON-PROFIT ORGANIZATION	N/A	TO PROVIDE FUNDS FOR CHARITABLE ACTIVITIES	1,000
USC CARUSO CENTER 844 WEST THIRTY SECOND ST LOS ANGELES, CA 90007	NON-PROFIT ORGANIZATION	N/A	TO PROVIDE FUNDS FOR CHARITABLE ACTIVITIES	6,000
ST THOMAS MORE EASTER EGG HUNT 51 MARKET PL IRVINE, CA 92602	NON-PROFIT ORGANIZATION	N/A	TO PROVIDE FUNDS FOR CHARITABLE ACTIVITIES	500
BSA MAN OF CHARACTER 22800 S PELICAN HILL RD NEWPORT BEACH, CA 92657	NON-PROFIT ORGANIZATION	N/A	TO PROVIDE FUNDS FOR CHARITABLE ACTIVITIES	5,000
WELLS OF LIFE 1278 GLENNEYRE ST 60 LAGUNA BEACH, CA 92551	NON-PROFIT ORGANIZATION	N/A	TO PROVIDE FUNDS FOR CHARITABLE ACTIVITIES	2,500
<b>Total . . . . .</b> ► <b>3a</b>				753,970

Form 990PF Part XV Line 3 - Grants and Contributions Paid During the Year or Approved for Future Payment

Recipient	If recipient is an individual, show any relationship to any foundation manager or substantial contributor	Foundation status of recipient	Purpose of grant or contribution	Amount
Name and address (home or business)				
<b>a</b> <i>Paid during the year</i>				
HABITAT FOR HUMANITY KELLY DEUTCHAN 4301 MACARTHUR BLVD NEWPORT BEACH, CA 92660	NON-PROFIT ORGANIZATION	N/A	TO PROVIDE FUNDS FOR CHARITABLE ACTIVITIES	500
ORDER OF MALTA DONATION PO BOX 128 SANTA BARBARA, CA 93102	NON-PROFIT ORGANIZATION	170(B)(1)	TO PROVIDE FUNDS FOR CHARITABLE ACTIVITIES	3,500
BOYS HOPE GIVES HOPE AD 22800 S PELICAN HILL RD NEWPORT BEACH, CA 92657	NON-PROFIT ORGANIZATION	N/A	TO PROVIDE FUNDS FOR CHARITABLE ACTIVITIES	2,500
BSA EAGLE DINNER AD 22800 S PELICAN HILL RD NEWPORT BEACH, CA 92657	NON-PROFIT ORGANIZATION	N/A	TO PROVIDE FUNDS FOR CHARITABLE ACTIVITIES	300
CSULB INNOVATION CHALLENGE 6300 E STATE UNIVERSITY DR SUITE 332 LONG BEACH, CA 90815	NON-PROFIT ORGANIZATION	N/A	TO PROVIDE FUNDS FOR CHARITABLE ACTIVITIES	1,000
<b>Total . . . . .</b> ► <b>3a</b>				753,970

**Form 990PF Part XV Line 3 - Grants and Contributions Paid During the Year or Approved for Future Payment**

Recipient	If recipient is an individual, show any relationship to any foundation manager or substantial contributor	Foundation status of recipient	Purpose of grant or contribution	Amount
Name and address (home or business)				
<b>a</b> <i>Paid during the year</i>				
AMERICAN DIABETES 17752 MITCHELL N SUITE H IRVINE, CA 92614	NON-PROFIT ORGANIZATION	N/A	TO PROVIDE FUNDS FOR CHARITABLE ACTIVITIES	500
MERCY HOUSE PO BOX 1905 SANTA ANA, CA 92702	NON-PROFIT ORGANIZATION	170(B)(1)	TO PROVIDE FUNDS FOR CHARITABLE ACTIVITIES	250
BSABOY SCOUTS 1211 EAST DYER RD SANTA ANA, CA 92705	NON-PROFIT ORGANIZATION	N/A	TO PROVIDE FUNDS FOR CHARITABLE ACTIVITIES	200
WELLS OF LIFE 25950 ACERO SUITE 100 MISSION VIEJO, CA 92691	NON-PROFIT ORGANIZATION	N/A	TO PROVIDE FUNDS FOR CHARITABLE ACTIVITIES	1,000
UCI MIND 2642 BIOLOGICAL SCIENCES III IRVINE, CA 92697	NON-PROFIT ORGANIZATION	170(B)(1)	TO PROVIDE FUNDS FOR CHARITABLE ACTIVITIES	5,000
<b>Total . . . . .</b>  <b>3a</b>				753,970

**Form 990PF Part XV Line 3 - Grants and Contributions Paid During the Year or Approved for Future Payment**

Recipient	If recipient is an individual, show any relationship to any foundation manager or substantial contributor	Foundation status of recipient	Purpose of grant or contribution	Amount
Name and address (home or business)				
<b>a</b> <i>Paid during the year</i>				
LA 5 FOUNDATION COLLEGE SCHOLARSHIPS 523 WEST 6TH ST SUITE 718 LOS ANGELES, CA 90014	NON-PROFIT ORGANIZATION	N/A	TO PROVIDE FUNDS FOR CHARITABLE ACTIVITIES	1,000
WELLS OF LIFE 1278 GLENNEYRE ST 60 LAGUNA BEACH, CA 92551	NON-PROFIT ORGANIZATION	N/A	TO PROVIDE FUNDS FOR CHARITABLE ACTIVITIES	2,000
ARETE SCHOLARSHIP ATHLETIC SCHOLAR 3615 BRASELTON HIGHWAY SUITE 203 DACULA, GA 30019	NON-PROFIT ORGANIZATION	N/A	TO PROVIDE FUNDS FOR CHARITABLE ACTIVITIES	1,000
FIRST FRIDAY FRIARS DONATION PO BOX 10281 SANTA ANA, CA 91711	NON-PROFIT ORGANIZATION	N/A	TO PROVIDE FUNDS FOR CHARITABLE ACTIVITIES	300
HIGHER GROUND 1413 E BROADWAY ANAHEIM, CA 92805	NON-PROFIT ORGANIZATION	170(B)(1)	TO PROVIDE FUNDS FOR CHARITABLE ACTIVITIES	1,000
<b>Total . . . . .</b> ► <b>3a</b>				753,970



Form 990PF Part XV Line 3 - Grants and Contributions Paid During the Year or Approved for Future Payment				
Recipient	If recipient is an individual, show any relationship to any foundation manager or substantial contributor	Foundation status of recipient	Purpose of grant or contribution	Amount
Name and address (home or business)				
<b>a</b> <i>Paid during the year</i>				
BSA AD 22800 S PELICAN HILL RD NEWPORT BEACH, CA 92657	NON-PROFIT ORGANIZATION	N/A	TO PROVIDE FUNDS FOR CHARITABLE ACTIVITIES	1,500
ORDER OF MALTA PO BOX 128 SANTA BARBARA, CA 93102	NON-PROFIT ORGANIZATION	170(B)(1)	TO PROVIDE FUNDS FOR CHARITABLE ACTIVITIES	1,000
ORDER OF MALTA PO BOX 128 SANTA BARBARA, CA 93102	NON-PROFIT ORGANIZATION	170(B)(1)	TO PROVIDE FUNDS FOR CHARITABLE ACTIVITIES	2,000
CASA TERESA 123 W MAPLE AVE ORANGE, CA 92866	NON-PROFIT ORGANIZATION	N/A	TO PROVIDE FUNDS FOR CHARITABLE ACTIVITIES	5,000
UCSD FOUNDATION GIST RESEARCH 9500 GILMAN DRIVE LA JOLLA, CA 92093	NON-PROFIT ORGANIZATION	N/A	TO PROVIDE FUNDS FOR CHARITABLE ACTIVITIES	1,920
<b>Total . . . . .</b> ▶ <b>3a</b>				753,970

**TY 2016 Accounting Fees Schedule****Name:** NOBBS FAMILY FOUNDATION**EIN:** 45-6644674

<b>Category</b>	<b>Amount</b>	<b>Net Investment Income</b>	<b>Adjusted Net Income</b>	<b>Disbursements for Charitable Purposes</b>
ACCOUNTING	87,978	21,994	87,978	65,984

Note: To capture the full content of this document, please select landscape mode (11" x 8.5") when printing.

TY 2016 Amortization Schedule

Name: NOBBS FAMILY FOUNDATION  
EIN: 45-6644674

Description of Amortized Expenses	Date Acquired, Completed, or Expended	Amount Amortized	Deduction for Prior Years	Amortization Method	Current Year Amortization	Net Investment Income	Adjusted Net Income	Total Amount of Amortization
LEASE COMMISSION	2014-07-07	8,455	3,624	42 000000000000	2,416	2,416	2,416	6,040
LEASE COMMISSION	2014-09-15	3,741	981	61 000000000000	736	736	736	1,717
LEASE COMMISSION	2014-09-30	7,481	1,840	61 000000000000	1,472	1,472	1,472	3,312
LEASE COMMISSION	2014-11-03	5,611	1,288	61 000000000000	1,104	1,104	1,104	2,392
LEASE COMMISSION	2014-11-24	4,480	1,574	37 000000000000	1,453	1,453	1,453	3,027
LEASE COMMISSION	2014-12-01	2,240	787	37 000000000000	726	726	726	1,513
LEASE COMMISSION	2014-06-19	1,557	779	36 000000000000	519	519	519	1,298
LEASE COMMISSION	2014-07-11	1,967	738	48 000000000000	492	492	492	1,230
LEASE COMMISSION	2014-08-01	3,935	1,394	48 000000000000	984	984	984	2,378
LEASE COMMISSION	2014-09-05	1,880	1,253	24 000000000000	627	627	627	1,880
LEASE COMMISSION	2014-09-24	1,253	784	24 000000000000	469	469	469	1,253
LEASE COMMISSION	2015-03-08	2,987	807	37 000000000000	969	969	969	1,776
LEASE COMMISSION	2015-05-05	35,246	7,621	37 000000000000	11,431	11,431	11,431	19,052
LEASE COMMISSION	2015-05-19	19,304	2,047	66 000000000000	3,510	3,510	3,510	5,557
LEASE COMMISSION	2015-10-05	29,382	1,422	62 000000000000	5,687	5,687	5,687	7,109
LEASE COMMISSION	2015-11-16	27,547	430	64 000000000000	5,165	5,165	5,165	5,595
LEASE COMMISSION	2015-10-05	19,524	976	60 000000000000	3,905	3,905	3,905	4,881
LEASE COMMISSION	2015-03-02	6,113	1,698	36 000000000000	2,038	2,038	2,038	3,736
LEASE COMMISSION	2015-04-16	43,931	5,579	63 000000000000	8,368	8,368	8,368	13,947
LEASE COMMISSION	2015-04-16	3,732	2,488	12 000000000000	1,244	1,244	1,244	3,732
LOAN FEES	2015-05-22	445,840	222,920	14 000000000000	222,920	222,920	222,920	445,840
LEASE COMMISSION	2015-02-09	10,263	2,258	50 000000000000	2,463	2,463	2,463	4,721
LEASE COMMISSION	2015-02-02	4,018	1,133	39 000000000000	1,236	1,236	1,236	2,369
LEASE COMMISSION	2015-02-17	1,716	452	38 000000000000	542	542	542	994
LEASE COMMISSION	2015-03-17	2,272	341	60 000000000000	454	454	454	795
LEASE COMMISSION	2015-03-27	1,773	257	62 000000000000	343	343	343	600
LEASE COMMISSION	2015-05-05	4,509	582	62 000000000000	873	873	873	1,455
LEASE COMMISSION	2015-08-13	2,003	257	39 000000000000	616	616	616	873
LEASE COMMISSION	2015-08-20	1,319	229	23 000000000000	688	688	688	917
LEASE COMMISSION	2015-10-27	10,407	311	67 000000000000	1,864	1,864	1,864	2,175
LEASE COMMISSION	2015-09-22	3,217	247	39 000000000000	990	990	990	1,237
LEASE COMMISSION	2015-10-29	3,467	187	37 000000000000	1,124	1,124	1,124	1,311
LEASE COMMISSION	2015-12-21	2,108		66 000000000000	383	383	383	383
LEASE COMMISSION	2015-02-17	7,179	1,994	36 000000000000	2,393	2,393	2,393	4,387
LEASE COMMISSION	2015-05-13	4,625	1,028	36 000000000000	1,542	1,542	1,542	2,570
LEASE COMMISSION	2015-09-29	5,434	453	36 000000000000	1,811	1,811	1,811	2,264
LOAN FEES	2015-05-22	338,600	65,839	36 000000000000	112,867	112,867	112,867	178,706
LEASE COMMISSION	2016-01-20	1,651		13 000000000000	1,397	1,397	1,397	1,397
LEASE COMMISSION	2016-01-21	26,884		59 000000000000	5,012	5,012	5,012	5,012
LEASE COMMISSION	2016-04-01	9,801		54 000000000000	1,634	1,634	1,634	1,634
LEASE COMMISSION	2016-08-01	11,417		40 000000000000	1,427	1,427	1,427	1,427
LEASE COMMISSION	2016-06-07	116,610		65 000000000000	12,558	12,558	12,558	12,558
LEASE COMMISSION	2016-08-29	10,929		37 000000000000	1,182	1,182	1,182	1,182
LEASE COMMISSION	2016-06-08	7,126		7 000000000000	7,126	7,126	7,126	7,126
LEASE COMMISSION	2016-11-17	3,389		37 000000000000	92	92	92	92
LEASE COMMISSION	2016-07-08	14,100		36 000000000000	2,350	2,350	2,350	2,350
LEASE COMMISSION	2016-11-08	20,039		12 000000000000	3,340	3,340	3,340	3,340
LEASE COMMISSION	2016-01-01	3,035		58 000000000000	628	628	628	628
LEASE COMMISSION	2016-01-01	8,431		62 000000000000	1,632	1,632	1,632	1,632
LEASE COMMISSION	2016-01-12	3,399		64 000000000000	637	637	637	637
LEASE COMMISSION	2016-05-16	2,246		51 000000000000	308	308	308	308
LEASE COMMISSION	2016-06-07	26,341		63 000000000000	2,927	2,927	2,927	2,927
LEASE COMMISSION	2016-09-26	3,556		12 000000000000	889	889	889	889
LEASE COMMISSION	2016-10-03	3,595		25 000000000000	431	431	431	431
LEASE COMMISSION	2016-10-26	7,253		12 000000000000	1,209	1,209	1,209	1,209
LEASE COMMISSION	2016-12-13	3,359		12 000000000000	280	280	280	280
LEASE COMMISSION	2016-12-30	1,123		12 000000000000		0	0	

**TY 2016 Cash Distribution Explanation Statement**

**Name:** NOBBS FAMILY FOUNDATION

**EIN:** 45-6644674

**Explanation:** THE ORGANIZATION WAS CREATED IN 2012. THE START-UP PERIOD IS FROM 2013 TO 2016. THE FOLLOWING IS THE SUMMARY OF THE DISTRIBUTABLE AMOUNTS DURING THE START-UP PERIOD. REQUIRED AMOUNTS DURING START-UP PERIOD: DISTRIBUTABLE AMOUNT ADJUSTED AMOUNT 2012 (CREATED) 4,852 AT 0% 0 2013 (1ST YEAR) 37,049 AT 20% 7,410 2014 (2ND YEAR) 1,024,361 AT 40% 409,744 2015 (3RD YEAR) 1,463,755 AT 60% 878,253 2016 (4TH YEAR) 1,385,353 AT 80% 1,108,282 TOTAL 3,915,370 2,403,689 TOTAL QUALIFYING DISTRIBUTIONS MADE SINCE 2012: 2012 QUALIFYING DISTRIBUTIONS 360,000 2013 QUALIFYING DISTRIBUTIONS 100,000 2014 QUALIFYING DISTRIBUTIONS 287,521 2015 QUALIFYING DISTRIBUTIONS 791,331 2016 QUALIFYING DISTRIBUTIONS 1,165,869 TOTAL QUALIFYING DISTRIBUTIONS 2,704,721 REMAINING AMOUNT TO BE DISTRIBUTED: TOTAL AMOUNT REQUIRED DURING START-UP PERIOD 3,915,370 LESS TOTAL QUALIFYING DISTRIBUTIONS MADE (2,704,721) REMAINING AMOUNT TO BE DISTRIBUTED 1,210,649

Note: To capture the full content of this document, please select landscape mode (11" x 8.5") when printing.

# **TY 2016 Depreciation Schedule**

**Name:** NOBBS FAMILY FOUNDATION

**EIN:** 45-6644674

Description of Property	Date Acquired	Cost or Other Basis	Prior Years' Depreciation	Computation Method	Rate / Life (# of years)	Current Year's Depreciation Expense	Net Investment Income	Adjusted Net Income	Cost of Goods Sold Not Included
LEMON CREEK BUILDING	2014-05-31	470,567	19,117	ADS	40 0000000000000	11,764	11,764	11,764	
LEMON CREEK LAND	2014-05-31	829,433		L		0	0	0	
DALLAS POOL B - BUILDING	2014-05-31	8,057,122	327,321	ADS	40 0000000000000	201,428	201,428	201,428	
DALLAS POOL B - LAND	2014-05-31	4,679,902		L		0	0	0	
95 METCALF - BUILDING	2014-05-31	4,626,230	187,941	ADS	40 0000000000000	115,656	115,656	115,656	
95 METCALF - LAND	2014-05-31	2,549,470		L		0	0	0	
DALLAS POOL - BUILDING IMPROVEMENTS	2014-07-11	8,445	308	ADS	40 0000000000000	211	211	211	
DALLAS POOL - BUILDING IMPROVEMENTS	2014-08-07	428	15	ADS	40 0000000000000	11	11	11	
DALLAS POOL - BUILDING IMPROVEMENTS	2014-07-31	3,402	124	ADS	40 0000000000000	85	85	85	
DALLAS POOL - BUILDING IMPROVEMENTS	2014-08-11	2,507	87	ADS	40 0000000000000	63	63	63	
DALLAS POOL - BUILDING IMPROVEMENTS	2014-08-11	4,481	154	ADS	40 0000000000000	112	112	112	
BUILDING	2014-05-31	6,674,415	271,148	ADS	40 0000000000000	166,860	166,860	166,860	
LAND	2014-05-31	1,325,585		L		0	0	0	
95 METCALF - BUILDING IMPROVEMENTS	2014-08-14	16,898	580	ADS	40 0000000000000	422	422	422	
DALLAS POOL - TENANT IMPROVEMENT	2014-11-06	8,783	659	ADS	15 0000000000000	586	586	586	
DALLAS POOL - TENANT IMPROVEMENT	2014-11-07	439	33	ADS	15 0000000000000	29	29	29	
DALLAS POOL - TENANT IMPROVEMENT	2014-04-04	7,806	845	ADS	15 0000000000000	520	520	520	
DALLAS POOL - TENANT IMPROVEMENT	2014-10-09	7,961	597	ADS	15 0000000000000	531	531	531	
DALLAS POOL - TENANT IMPROVEMENT	2014-12-05	8,074	605	ADS	15 0000000000000	538	538	538	
95 METCALF - BUILDING IMPROVEMENTS	2014-10-14	4,116	124	ADS	40 0000000000000	103	103	103	

Description of Property	Date Acquired	Cost or Other Basis	Prior Years' Depreciation	Computation Method	Rate / Life (# of years)	Current Year's Depreciation Expense	Net Investment Income	Adjusted Net Income	Cost of Goods Sold Not Included
95 METCALF - BUILDING IMPROVEMENTS	2014-10-14	2,781	84	ADS	40 0000000000000	70	70	70	
95 METCALF - TENANT IMPROVEMENTS	2014-05-09	4,240	460	ADS	15 0000000000000	283	283	283	
95 METCALF - TENANT IMPROVEMENTS	2014-12-01	24,119	1,809	ADS	15 0000000000000	1,608	1,608	1,608	
95 METCALF - TENANT IMPROVEMENTS	2014-12-23	3,573	268	ADS	15 0000000000000	238	238	238	
95 METCALF - TENANT IMPROVEMENTS	2014-12-29	10,796	810	ADS	15 0000000000000	720	720	720	
DALLAS POOL - BUILDING IMPROVEMENTS	2015-07-07	6,928	79	ADS	40 0000000000000	173	173	173	
DALLAS POOL - BUILDING IMPROVEMENTS	2015-07-31	7,726	89	ADS	40 0000000000000	193	193	193	
DALLAS POOL - BUILDING IMPROVEMENTS	2015-12-09	16,953	18	ADS	40 0000000000000	424	424	424	
DALLAS POOL - TENANT IMPROVEMENT	2015-03-03	4,454	88	ADS	40 0000000000000	111	111	111	
DALLAS POOL - TENANT IMPROVEMENT	2015-08-14	25,857	242	ADS	40 0000000000000	646	646	646	
DALLAS POOL - TENANT IMPROVEMENT	2015-12-31	5,184	5	ADS	40 0000000000000	130	130	130	
DALLAS POOL - TENANT IMPROVEMENT	2015-10-05	7,042	37	ADS	40 0000000000000	176	176	176	
DALLAS POOL - TENANT IMPROVEMENT	2015-10-05	14,329	75	ADS	40 0000000000000	358	358	358	
DALLAS POOL - TENANT IMPROVEMENT	2015-10-05	6,797	35	ADS	40 0000000000000	170	170	170	
CAPITAL IMPROVEMENT	2015-12-07	7,800	8	ADS	40 0000000000000	195	195	195	
TENANT IMPROVEMENT	2015-07-28	73,165	838	ADS	40 0000000000000	1,829	1,829	1,829	
95 METCALF - BUILDING IMPROVEMENTS	2015-05-06	171,160	2,674	ADS	40 0000000000000	4,279	4,279	4,279	
95 METCALF - BUILDING IMPROVEMENTS	2015-06-04	42,695	578	ADS	40 0000000000000	1,067	1,067	1,067	
95 METCALF - BUILDING IMPROVEMENTS	2015-07-13	5,829	67	ADS	40 0000000000000	146	146	146	
95 METCALF - TENANT IMPROVEMENTS	2015-02-15	12,294	269	ADS	40 0000000000000	307	307	307	

Description of Property	Date Acquired	Cost or Other Basis	Prior Years' Depreciation	Computation Method	Rate / Life (# of years)	Current Year's Depreciation Expense	Net Investment Income	Adjusted Net Income	Cost of Goods Sold Not Included
95 METCALF - TENANT IMPROVEMENTS	2015-03-29	4,645	92	ADS	40 0000000000000	116	116	116	
95 METCALF - TENANT IMPROVEMENTS	2015-03-30	11,311	224	ADS	40 0000000000000	283	283	283	
95 METCALF - TENANT IMPROVEMENTS	2015-05-08	11,287	176	ADS	40 0000000000000	282	282	282	
95 METCALF - TENANT IMPROVEMENTS	2015-05-08	7,906	124	ADS	40 0000000000000	198	198	198	
95 METCALF - TENANT IMPROVEMENTS	2015-09-30	3,478	25	ADS	40 0000000000000	87	87	87	
95 METCALF - TENANT IMPROVEMENTS	2015-11-04	10,207	32	ADS	40 0000000000000	255	255	255	
DALLAS POOL - BUILDING IMPROVEMENTS	2016-06-06	11,044		ADS	40 0000000000000	150	150	150	
DALLAS POOL - BUILDING IMPROVEMENTS	2016-06-30	21,820		ADS	40 0000000000000	295	295	295	
DALLAS POOL - BUILDING IMPROVEMENTS	2016-07-13	8,002		ADS	40 0000000000000	92	92	92	
DALLAS POOL - BUILDING IMPROVEMENTS	2016-09-15	15,178		ADS	40 0000000000000	111	111	111	
DALLAS POOL - BUILDING IMPROVEMENTS	2016-10-29	11,044		ADS	40 0000000000000	58	58	58	
DALLAS POOL - TENANT IMPROVEMENT	2016-01-01	31,693		ADS	40 0000000000000	759	759	759	
DALLAS POOL - TENANT IMPROVEMENT	2016-09-01	4,454		ADS	40 0000000000000	32	32	32	
DALLAS POOL - TENANT IMPROVEMENT	2016-12-30	152,104		ADS	40 0000000000000	158	158	158	
DALLAS POOL - TENANT IMPROVEMENT	2016-08-29	4,261		ADS	40 0000000000000	40	40	40	
CAPITAL IMPROVEMENT	2016-05-12	23,418		ADS	40 0000000000000	366	366	366	
CAPITAL IMPROVEMENT	2016-05-12	18,573		ADS	40 0000000000000	290	290	290	
95 METCALF - BUILDING IMPROVEMENTS	2016-03-02	9,424		ADS	40 0000000000000	187	187	187	
95 METCALF - TENANT IMPROVEMENTS	2016-02-10	2,213		ADS	40 0000000000000	48	48	48	
95 METCALF - TENANT IMPROVEMENTS	2016-03-30	5,471		ADS	40 0000000000000	108	108	108	

Description of Property	Date Acquired	Cost or Other Basis	Prior Years' Depreciation	Computation Method	Rate / Life (# of years)	Current Year's Depreciation Expense	Net Investment Income	Adjusted Net Income	Cost of Goods Sold Not Included
95 METCALF - TENANT IMPROVEMENTS	2016-07-22	54,850		ADS	40 0000000000000	628	628	628	
95 METCALF - TENANT IMPROVEMENTS	2016-10-12	11,960		ADS	40 0000000000000	62	62	62	
95 METCALF - TENANT IMPROVEMENTS	2016-11-02	10,114		ADS	40 0000000000000	32	32	32	
95 METCALF - TENANT IMPROVEMENTS	2016-12-06	9,409		ADS	40 0000000000000	10	10	10	



**TY 2016 Distribution from Corpus Election**

**Name:** NOBBS FAMILY FOUNDATION

**EIN:** 45-6644674

**Election:** SECTION 4942(H)(2) ELECTION AS TO THE TREATMENT OF  
QUALIFYING DISTRIBUTIONSPURSUANT TO IRC SECTION 4942  
(H)(2) AND REGULATION 53.4942(A)-3(D)(2), THE FOUNDATION  
HEREBY ELECTS

Note: To capture the full content of this document, please select landscape mode (11" x 8.5") when printing.

## TY 2016 Gain/Loss from Sale of Other Assets Schedule

**Name:** NOBBS FAMILY FOUNDATION

**EIN:** 45-6644674

Name	Date Acquired	How Acquired	Date Sold	Purchaser Name	Gross Sales Price	Basis	Basis Method	Sales Expenses	Total (net)	Accumulated Depreciation
SFP NEWCAM 20, LLC	2015-03	PURCHASED	2016-04		163,345			0	163,345	
SVN NOBBS EAST SAHARA LLC	2016-12	PURCHASED	2016-12			42,450		0	-42,450	
SVN GWINNETT PARK SOLE MEMBER LLC	2016-12	PURCHASED	2016-12			4,054		0	-4,054	

**TY 2016 General Explanation Attachment****Name:** NOBBS FAMILY FOUNDATION**EIN:** 45-6644674**General Explanation Attachment**

Identifier	Return Reference	Explanation	
1	LIST OF CONTROLLED ENTITIES	FORM 990-PF, PART VII-A, LINE 11	1) SVN NOBBS EAST SAHARA, LLC (FEIN 20-3020618) 18881 VON KARMAN, SUITE 800 IRVINE, CA 92612 EXCESS BUSINESS HOLDING [ ] YES [X] NO2) SVN NOBBS, LLC (FEIN 68-0519008) 18881 VON KARMAN, SUITE 800 IRVINE, CA 92612 EXCESS BUSINESS HOLDING [ ] YES [X] NO3) SFP MILPEN 20, LLC (FEIN 38-3954064) 200 N HARBOR BLVD , SUITE 211 ANAHEIM, CA 92805 EXCESS BUSINESS HOLDING [ ] YES [X] NO4) SFP NEWCAM 20, LLC (FEIN 61-1754751) 200 N HARBOR BLVD , SUITE 211 ANAHEIM, CA 92805 EXCESS BUSINESS HOLDING [ ] YES [X] NO

## TY 2016 Investments - Land Schedule

**Name:** NOBBS FAMILY FOUNDATION

**EIN:** 45-6644674

Category/ Item	Cost/Other Basis	Accumulated Depreciation	Book Value	End of Year Fair Market Value
LEMON CREEK BUILDING	470,567	30,881	439,686	
LEMON CREEK LAND	829,433	0	829,433	
DALLAS POOL B - BUILDING	8,057,122	528,749	7,528,373	
DALLAS POOL B - LAND	4,679,902	0	4,679,902	
95 METCALF - BUILDING	4,626,230	303,597	4,322,633	
95 METCALF - LAND	2,549,470	0	2,549,470	
DALLAS POOL - BUILDING IMPROVEMENTS	8,445	519	7,926	
DALLAS POOL - BUILDING IMPROVEMENTS	428	26	402	
DALLAS POOL - BUILDING IMPROVEMENTS	3,402	209	3,193	
DALLAS POOL - BUILDING IMPROVEMENTS	2,507	150	2,357	
DALLAS POOL - BUILDING IMPROVEMENTS	4,481	266	4,215	
BUILDING	6,674,415	438,008	6,236,407	
LAND	1,325,585	0	1,325,585	
95 METCALF - BUILDING IMPROVEMENTS	16,898	1,002	15,896	
DALLAS POOL - TENANT IMPROVEMENT	8,783	1,245	7,538	
DALLAS POOL - TENANT IMPROVEMENT	439	62	377	
DALLAS POOL - TENANT IMPROVEMENT	7,806	1,365	6,441	
DALLAS POOL - TENANT IMPROVEMENT	7,961	1,128	6,833	
DALLAS POOL - TENANT IMPROVEMENT	8,074	1,143	6,931	
LEASE COMMISSION	8,455	6,040	2,415	
LEASE COMMISSION	3,741	1,717	2,024	
LEASE COMMISSION	7,481	3,312	4,169	
LEASE COMMISSION	5,611	2,392	3,219	
LEASE COMMISSION	4,480	3,027	1,453	
LEASE COMMISSION	2,240	1,513	727	
95 METCALF - BUILDING IMPROVEMENTS	4,116	227	3,889	
95 METCALF - BUILDING IMPROVEMENTS	2,781	154	2,627	
95 METCALF - TENANT IMPROVEMENTS	4,240	743	3,497	
95 METCALF - TENANT IMPROVEMENTS	24,119	3,417	20,702	
95 METCALF - TENANT IMPROVEMENTS	3,573	506	3,067	

Category/ Item	Cost/Other Basis	Accumulated Depreciation	Book Value	End of Year Fair Market Value
95 METCALF - TENANT IMPROVEMENTS	10,796	1,530	9,266	
LEASE COMMISSION	1,557	1,298	259	
LEASE COMMISSION	1,967	1,230	737	
LEASE COMMISSION	3,935	2,378	1,557	
LEASE COMMISSION	1,880	1,880	0	
LEASE COMMISSION	1,253	1,253	0	
DALLAS POOL - BUILDING IMPROVEMENTS	6,928	252	6,676	
DALLAS POOL - BUILDING IMPROVEMENTS	7,726	282	7,444	
DALLAS POOL - BUILDING IMPROVEMENTS	16,953	442	16,511	
DALLAS POOL - TENANT IMPROVEMENT	4,454	199	4,255	
DALLAS POOL - TENANT IMPROVEMENT	25,857	888	24,969	
DALLAS POOL - TENANT IMPROVEMENT	5,184	135	5,049	
DALLAS POOL - TENANT IMPROVEMENT	7,042	213	6,829	
DALLAS POOL - TENANT IMPROVEMENT	14,329	433	13,896	
DALLAS POOL - TENANT IMPROVEMENT	6,797	205	6,592	
LEASE COMMISSION	2,987	1,776	1,211	
LEASE COMMISSION	35,246	19,052	16,194	
LEASE COMMISSION	19,304	5,557	13,747	
LEASE COMMISSION	29,382	7,109	22,273	
LEASE COMMISSION	27,547	5,595	21,952	
LEASE COMMISSION	19,524	4,881	14,643	
CAPITAL IMPROVEMENT	7,800	203	7,597	
TENANT IMPROVEMENT	73,165	2,667	70,498	
LEASE COMMISSION	6,113	3,736	2,377	
LEASE COMMISSION	43,931	13,947	29,984	
LEASE COMMISSION	3,732	3,732	0	
LOAN FEES	445,840	445,840	0	
95 METCALF - BUILDING IMPROVEMENTS	171,160	6,953	164,207	
95 METCALF - BUILDING IMPROVEMENTS	42,695	1,645	41,050	
95 METCALF - BUILDING IMPROVEMENTS	5,829	213	5,616	

Category/ Item	Cost/Other Basis	Accumulated Depreciation	Book Value	End of Year Fair Market Value
95 METCALF - TENANT IMPROVEMENTS	12,294	576	11,718	
95 METCALF - TENANT IMPROVEMENTS	4,645	208	4,437	
95 METCALF - TENANT IMPROVEMENTS	11,311	507	10,804	
95 METCALF - TENANT IMPROVEMENTS	11,287	458	10,829	
95 METCALF - TENANT IMPROVEMENTS	7,906	322	7,584	
95 METCALF - TENANT IMPROVEMENTS	3,478	112	3,366	
95 METCALF - TENANT IMPROVEMENTS	10,207	287	9,920	
LEASE COMMISSION	10,263	4,721	5,542	
LEASE COMMISSION	4,018	2,369	1,649	
LEASE COMMISSION	1,716	994	722	
LEASE COMMISSION	2,272	795	1,477	
LEASE COMMISSION	1,773	600	1,173	
LEASE COMMISSION	4,509	1,455	3,054	
LEASE COMMISSION	2,003	873	1,130	
LEASE COMMISSION	1,319	917	402	
LEASE COMMISSION	10,407	2,175	8,232	
LEASE COMMISSION	3,217	1,237	1,980	
LEASE COMMISSION	3,467	1,311	2,156	
LEASE COMMISSION	2,108	383	1,725	
LEASE COMMISSION	7,179	4,387	2,792	
LEASE COMMISSION	4,625	2,570	2,055	
LEASE COMMISSION	5,434	2,264	3,170	
LOAN FEES	338,600	178,706	159,894	
DALLAS POOL - BUILDING IMPROVEMENTS	11,044	150	10,894	
DALLAS POOL - BUILDING IMPROVEMENTS	21,820	295	21,525	
DALLAS POOL - BUILDING IMPROVEMENTS	8,002	92	7,910	
DALLAS POOL - BUILDING IMPROVEMENTS	15,178	111	15,067	
DALLAS POOL - BUILDING IMPROVEMENTS	11,044	58	10,986	
DALLAS POOL - TENANT IMPROVEMENT	31,693	759	30,934	
DALLAS POOL - TENANT IMPROVEMENT	4,454	32	4,422	

Category/ Item	Cost/Other Basis	Accumulated Depreciation	Book Value	End of Year Fair Market Value
DALLAS POOL - TENANT IMPROVEMENT	152,104	158	151,946	
DALLAS POOL - TENANT IMPROVEMENT	4,261	40	4,221	
CAPITAL IMPROVEMENT	23,418	366	23,052	
CAPITAL IMPROVEMENT	18,573	290	18,283	
95 METCALF - BUILDING IMPROVEMENTS	9,424	187	9,237	
95 METCALF - TENANT IMPROVEMENTS	2,213	48	2,165	
95 METCALF - TENANT IMPROVEMENTS	5,471	108	5,363	
95 METCALF - TENANT IMPROVEMENTS	54,850	628	54,222	
95 METCALF - TENANT IMPROVEMENTS	11,960	62	11,898	
95 METCALF - TENANT IMPROVEMENTS	10,114	32	10,082	
95 METCALF - TENANT IMPROVEMENTS	9,409	10	9,399	
LEASE COMMISSION	1,651	1,397	254	
LEASE COMMISSION	26,884	5,012	21,872	
LEASE COMMISSION	9,801	1,634	8,167	
LEASE COMMISSION	11,417	1,427	9,990	
LEASE COMMISSION	116,610	12,558	104,052	
LEASE COMMISSION	10,929	1,182	9,747	
LEASE COMMISSION	7,126	7,126	0	
LEASE COMMISSION	3,389	92	3,297	
LEASE COMMISSION	14,100	2,350	11,750	
LEASE COMMISSION	20,039	3,340	16,699	
LEASE COMMISSION	3,035	628	2,407	
LEASE COMMISSION	8,431	1,632	6,799	
LEASE COMMISSION	3,399	637	2,762	
LEASE COMMISSION	2,246	308	1,938	
LEASE COMMISSION	26,341	2,927	23,414	
LEASE COMMISSION	3,556	889	2,667	
LEASE COMMISSION	3,595	431	3,164	
LEASE COMMISSION	7,253	1,209	6,044	
LEASE COMMISSION	3,359	280	3,079	

Category/ Item	Cost/Other Basis	Accumulated Depreciation	Book Value	End of Year Fair Market Value
LEASE COMMISSION	1,123	0	1,123	



**TY 2016 Legal Fees Schedule****Name:** NOBBS FAMILY FOUNDATION**EIN:** 45-6644674

<b>Category</b>	<b>Amount</b>	<b>Net Investment Income</b>	<b>Adjusted Net Income</b>	<b>Disbursements for Charitable Purposes</b>
LEGAL FEES	6,230	3,115	6,230	3,115
LEGAL AND PROFESSIONAL	22,302	22,302	22,302	0
LEGAL AND PROFESSIONAL	1,806	1,806	1,806	0
LEGAL AND PROFESSIONAL	26,244	26,244	26,244	0

**TY 2016 Other Assets Schedule****Name:** NOBBS FAMILY FOUNDATION**EIN:** 45-6644674**Other Assets Schedule**

Description	Beginning of Year - Book Value	End of Year - Book Value	End of Year - Fair Market Value
LLC INVESTMENTS	21,939,809	22,133,399	18,007,806
DEPOSITS	15,548	15,548	15,548
LOAN RECEIVABLE	255,000	255,000	255,000
ACCRUD INTEREST RECEIVABLE	2,550	0	0
A/R - OTHER	30,000	0	0

**TY 2016 Other Decreases Schedule****Name:** NOBBS FAMILY FOUNDATION**EIN:** 45-6644674

Description	Amount
INCOME/LOSS FROM PASSTHROUGH PER TAX	432,880
INTEREST AND DIVIDEND INCOME PER TAX	105,088
REALIZED GAIN/LOSS PER BOOK	90,967
50% MEALS AND ENTERTAINMENT	88
PENALTIES	2,085

**TY 2016 Other Expenses Schedule****Name:** NOBBS FAMILY FOUNDATION**EIN:** 45-6644674**Other Expenses Schedule**

Description	Revenue and Expenses per Books	Net Investment Income	Adjusted Net Income	Disbursements for Charitable Purposes
ADMINISTRATION	23,100	5,775	23,100	17,325
FILING FEES	70	31	70	39
INSURANCE	11,967	2,992	11,967	8,975
INVESTMENT FEES	11,180	11,180	11,180	0
OFFICE EXPENSE	3,361	1,512	3,361	1,849
PORTFOLIO ANALYSIS	3,750	938	3,750	2,812
PROPERTY MANAGEMENT FEES	40,000	10,000	40,000	30,000
REAL ESTATE VALUATIONS	43,450	32,588	43,450	10,862
CLIENT RELATIONS	2,103	2,103	2,103	0
INSURANCE	20,786	20,786	20,786	0

**Other Expenses Schedule**

Description	Revenue and Expenses per Books	Net Investment Income	Adjusted Net Income	Disbursements for Charitable Purposes
JANITORIAL	7,146	7,146	7,146	0
LANDSCAPING	83,025	83,025	83,025	0
LICENSES	573	573	573	0
MANAGEMENT FEES	122,648	122,648	122,648	0
MARKETING EXPENSE	60	60	60	0
MEALS & ENTERTAINMENT	24	24	24	0
MISCELLANEOUS	3,849	3,849	3,849	0
PEST CONTROL	4,962	4,962	4,962	0
POSTAGE	1,997	1,997	1,997	0
PROPERTY DAMAGE	126,389	126,389	126,389	0

**Other Expenses Schedule**

Description	Revenue and Expenses per Books	Net Investment Income	Adjusted Net Income	Disbursements for Charitable Purposes
REPAIRS	131,941	131,941	131,941	0
SECURITY	24,221	24,221	24,221	0
TELEPHONE EXPENSE	688	688	688	0
TRAVEL	7,299	7,299	7,299	0
UTILITIES	248,531	248,531	248,531	0
INSURANCE	7,812	7,812	7,812	0
LANDSCAPING	11,457	11,457	11,457	0
MANAGEMENT FEES	24,774	24,774	24,774	0
MISCELLANEOUS	2,516	2,516	2,516	0
PEST CONTROL	125	125	125	0

**Other Expenses Schedule**

Description	Revenue and Expenses per Books	Net Investment Income	Adjusted Net Income	Disbursements for Charitable Purposes
POSTAGE	129	129	129	0
REPAIRS	26,288	26,288	26,288	0
UTILITIES	788	788	788	0
AUTO EXPENSE	46	46	46	0
CLIENT RELATIONS	2,407	2,407	2,407	0
INSURANCE	12,976	12,976	12,976	0
JANITORIAL	62,286	62,286	62,286	0
LANDSCAPING	24,514	24,514	24,514	0
LEASING EXPENSE	5,385	5,385	5,385	0
MANAGEMENT FEES	52,257	52,257	52,257	0

**Other Expenses Schedule**

Description	Revenue and Expenses per Books	Net Investment Income	Adjusted Net Income	Disbursements for Charitable Purposes
MEALS & ENTERTAINMENT	64	64	64	0
MISCELLANEOUS	1,168	1,168	1,168	0
PEST CONTROL	1,706	1,706	1,706	0
POSTAGE	823	823	823	0
REPAIRS	143,204	143,204	143,204	0
SECURITY	10,815	10,815	10,815	0
TRAVEL	2,516	2,516	2,516	0
UTILITIES	267,117	267,117	267,117	0
INSURANCE	1,620	1,620	1,620	0
LANDSCAPING	3,790	3,790	3,790	0



**Other Expenses Schedule**

Description	Revenue and Expenses per Books	Net Investment Income	Adjusted Net Income	Disbursements for Charitable Purposes
LEGAL AND PROFESSIONAL	1,040	1,040	1,040	0
MANAGEMENT FEES	12,000	12,000	12,000	0
MISCELLANEOUS	41	41	41	0
PERMITS AND LICENSES	1,818	1,818	1,818	0
POSTAGE	129	129	129	0
REPAIRS	7,246	7,246	7,246	0
TREE TRIMMING	7,785	7,785	7,785	0
AMORTIZATION	451,483	451,483	451,483	0

**TY 2016 Other Income Schedule****Name:** NOBBS FAMILY FOUNDATION**EIN:** 45-6644674**Other Income Schedule**

Description	Revenue And Expenses Per Books	Net Investment Income	Adjusted Net Income
SVN NOBBS EAST SAHARA LLC	90,106	90,106	90,106
SVN NOBBS EAST SAHARA LLC	88,588	88,588	88,588
SVN NOBBS LLC	272,246	272,246	272,246
SVN NOBBS LLC	345,379	345,379	345,379
SVN YOSEMITE, LLC	-12,459	-12,459	-12,459
SVN YOSEMITE, LLC	-4,881	-4,881	-4,881
SVN GWINNETT PARK SOLE MEMBER	-15,557	-15,557	-15,557
SVN GWINNETT PARK SOLE MEMBER	-4,157	-4,157	-4,157
SFP NEWCAM 20, LLC	-23,739	0	-23,739
SFP NEWCAM 20, LLC	-14,537	0	-14,537
SFP MILPEN 20, LLC	-26,911	0	-26,911
SFP MILPEN 20, LLC	-26,351	0	-26,351
MISCELLANEOUS INCOME	92	92	92
FOREIGN TAX FROM CHARLES SCHWAB	-360	-360	-360
FOREIGN TAX FROM AXA C/O COMPUTERSHARE	-38	-38	-38

**TY 2016 Other Increases Schedule****Name:** NOBBS FAMILY FOUNDATION**EIN:** 45-6644674

Description	Amount
UNREALIZED GAIN/LOSS ON SECURITIES	441,920
INCOME/LOSS FROM PASSTHROUGH PER BOOK	852,010
INTEREST AND DIVIDEND INCOME PER BOOK	141,033
REALIZED GAIN/LOSS PER TAX	90,967

**TY 2016 Other Liabilities Schedule****Name:** NOBBS FAMILY FOUNDATION**EIN:** 45-6644674

Description	Beginning of Year - Book Value	End of Year - Book Value
TENANT DEPOSITS	289,996	312,791
DEFERRED REVENUE	59,495	0

**TY 2016 Other Professional Fees Schedule****Name:** NOBBS FAMILY FOUNDATION**EIN:** 45-6644674

<b>Category</b>	<b>Amount</b>	<b>Net Investment Income</b>	<b>Adjusted Net Income</b>	<b>Disbursements for Charitable Purposes</b>
PROFESSIONAL FEES	1,250	312	1,250	938

**TY 2016 Taxes Schedule****Name:** NOBBS FAMILY FOUNDATION**EIN:** 45-6644674

<b>Category</b>	<b>Amount</b>	<b>Net Investment Income</b>	<b>Adjusted Net Income</b>	<b>Disbursements for Charitable Purposes</b>
EXCISE TAX	15,863	0	0	0
PROPERTY TAXES	243,861	243,861	243,861	0
TAXES	4,157	4,157	4,157	0
PROPERTY TAXES	34,635	34,635	34,635	0
PROPERTY TAXES	205,260	205,260	205,260	0
PROPERTY TAXES	14,076	14,076	14,076	0