



See a Social Security Number? Say Something!  
Report Privacy Problems to <https://public.resource.org/privacy>  
Or call the IRS Identity Theft Hotline at 1-800-908-4490



Form 990-PF

Department of the Treasury  
Internal Revenue Service

## Return of Private Foundation

or Section 4947(a)(1) Trust Treated as Private Foundation

Do not enter social security numbers on this form as it may be made public.

Information about Form 990-PF and its separate instructions is at [www.irs.gov/form990pf](http://www.irs.gov/form990pf).

OMB No 1545-0052

2016

Open to Public Inspection


For calendar year 2016 or tax year beginning

, and ending

Name of foundation <b>THE EUNICE JOYCE GARDINER CHARITABLE FOUNDATION</b>		A Employer identification number <b>45-6393459</b>
Number and street (or P O box number if mail is not delivered to street address) <b>151 ROYAL PALM WAY</b>	Room/suite	B Telephone number <b>561-650-0771</b>
City or town, state or province, country, and ZIP or foreign postal code <b>PALM BEACH, FL 33480</b>		C If exemption application is pending, check here <input type="checkbox"/>
G Check all that apply: <input type="checkbox"/> Initial return <input type="checkbox"/> Final return <input type="checkbox"/> Address change <input type="checkbox"/> Initial return of a former public charity <input type="checkbox"/> Amended return <input type="checkbox"/> Name change		D 1 Foreign organizations, check here <input type="checkbox"/> 2 Foreign organizations meeting the 85% test, check here and attach computation <input type="checkbox"/>
H Check type of organization: <input checked="" type="checkbox"/> Section 501(c)(3) exempt private foundation <input type="checkbox"/> Section 4947(a)(1) nonexempt charitable trust <input type="checkbox"/> Other taxable private foundation		E If private foundation status was terminated under section 507(b)(1)(A), check here <input type="checkbox"/>
I Fair market value of all assets at end of year (from Part II, col (c), line 16) <b>\$ 130,280,826.</b>	J Accounting method: <input checked="" type="checkbox"/> Cash <input type="checkbox"/> Accrual <input type="checkbox"/> Other (specify) _____	F If the foundation is in a 60-month termination under section 507(b)(1)(B), check here <input type="checkbox"/>

Part I Analysis of Revenue and Expenses (The total of amounts in columns (b), (c), and (d) may not necessarily equal the amounts in column (a))		(a) Revenue and expenses per books	(b) Net investment income	(c) Adjusted net income	(d) Disbursements for charitable purposes (cash basis only)
1 Contributions, gifts, grants, etc., received		245,213.		N/A	
2 Check <input type="checkbox"/> if the foundation is not required to attach Sch. B					
3 Interest on savings and temporary cash investments					
4 Dividends and interest from securities		2,177,489.	2,177,489.		STATEMENT 1
5a Gross rents					
b Net rental income or (loss)					
6a Net gain or (loss) from sale of assets not on line 10		-8,409,020.			
b Gross sales price for all assets on line 6a	234,373,217.				
7 Capital gain net income (from Part IV, line 2)			0.		
8 Net short-term capital gain					
9 Income modifications					
10a Gross sales less returns and allowances					
b Less Cost of goods sold					
c Gross profit or (loss)					
11 Other income					
12 Total Add lines 1 through 11		-5,986,318.	2,177,489.		
13 Compensation of officers, directors, trustees, etc		421,068.	400,015.		21,053.
14 Other employee salaries and wages					
15 Pension plans, employee benefits					
16a Legal fees					
b Accounting fees	STMT 2	9,932.	9,932.		0.
c Other professional fees	STMT 3	1,853,801.	1,816,725.		37,076.
17 Interest					
18 Taxes	STMT 4	67,256.	0.		0.
19 Depreciation and depletion					
20 Occupancy					
21 Travel, conferences, and meetings					
22 Printing and publications					
23 Other expenses					
24 Total operating and administrative expenses Add lines 13 through 23		2,352,057.	2,226,672.		58,129.
25 Contributions, gifts, grants paid		6,667,610.			6,667,610.
26 Total expenses and disbursements Add lines 24 and 25		9,019,667.	2,226,672.		6,725,739.
27 Subtract line 26 from line 12:					
a Excess of revenue over expenses and disbursements		-15,005,985.			
b Net investment income (if negative, enter -0-)			0.		
c Adjusted net income (if negative, enter -0-)				N/A	

SCANNED MAY 19 2017



Part II Balance Sheets		Attached schedules and amounts in the description column should be for end-of-year amounts only		
		Beginning of year	End of year	
		(a) Book Value	(b) Book Value	(c) Fair Market Value
Assets	1 Cash - non-interest-bearing			
	2 Savings and temporary cash investments	2,230,230.	485,361.	485,361.
	3 Accounts receivable ▶			
	Less: allowance for doubtful accounts ▶			
	4 Pledges receivable ▶			
	Less: allowance for doubtful accounts ▶			
	5 Grants receivable			
	6 Receivables due from officers, directors, trustees, and other disqualified persons			
	7 Other notes and loans receivable ▶			
	Less: allowance for doubtful accounts ▶			
	8 Inventories for sale or use			
	9 Prepaid expenses and deferred charges	82,988.	35,732.	35,732.
	10a Investments - U.S. and state government obligations			
	b Investments - corporate stock STMT 5	132,719,543.	119,505,683.	129,759,733.
	c Investments - corporate bonds			
	11 Investments - land, buildings, and equipment basis ▶			
Less: accumulated depreciation ▶				
12 Investments - mortgage loans				
13 Investments - other				
14 Land, buildings, and equipment: basis ▶				
Less: accumulated depreciation ▶				
15 Other assets (describe ▶)				
16 Total assets (to be completed by all filers - see the instructions. Also, see page 1, item I)	135,032,761.	120,026,776.	130,280,826.	
Liabilities	17 Accounts payable and accrued expenses			
	18 Grants payable			
	19 Deferred revenue			
	20 Loans from officers, directors, trustees, and other disqualified persons			
	21 Mortgages and other notes payable			
	22 Other liabilities (describe ▶)			
23 Total liabilities (add lines 17 through 22)	0.	0.		
Net Assets or Fund Balances	Foundations that follow SFAS 117, check here <input type="checkbox"/> and complete lines 24 through 26 and lines 30 and 31.			
	24 Unrestricted			
	25 Temporarily restricted			
	26 Permanently restricted			
	Foundations that do not follow SFAS 117, check here <input checked="" type="checkbox"/> and complete lines 27 through 31			
	27 Capital stock, trust principal, or current funds	0.	0.	
	28 Paid-in or capital surplus, or land, bldg, and equipment fund	0.	0.	
	29 Retained earnings, accumulated income, endowment, or other funds	135,032,761.	120,026,776.	
30 Total net assets or fund balances	135,032,761.	120,026,776.		
31 Total liabilities and net assets/fund balances	135,032,761.	120,026,776.		

Part III Analysis of Changes in Net Assets or Fund Balances	
1 Total net assets or fund balances at beginning of year - Part II, column (a), line 30 (must agree with end-of-year figure reported on prior year's return)	1 135,032,761.
2 Enter amount from Part I, line 27a	2 -15,005,985.
3 Other increases not included in line 2 (itemize) ▶	3 0.
4 Add lines 1, 2, and 3	4 120,026,776.
5 Decreases not included in line 2 (itemize) ▶	5 0.
6 Total net assets or fund balances at end of year (line 4 minus line 5) - Part II, column (b), line 30	6 120,026,776.

**THE EUNICE JOYCE GARDINER CHARITABLE  
FOUNDATION**

Form 990-PF (2016)

**45-6393459** Page **3**

**Part IV Capital Gains and Losses for Tax on Investment Income**

(a) List and describe the kind(s) of property sold (e.g., real estate, 2-story brick warehouse; or common stock, 200 shs. MLC Co.)	(b) How acquired P - Purchase D - Donation	(c) Date acquired (mo., day, yr.)	(d) Date sold (mo., day, yr.)
<b>1a SEE ATTACHED STATEMENT</b>	<b>P</b>		
<b>b SEE ATTACHED STATEMENT</b>	<b>P</b>		
<b>c CAPITAL GAIN DIVIDENDS</b>	<b>P</b>		
<b>d</b>			
<b>e</b>			

(e) Gross sales price	(f) Depreciation allowed (or allowable)	(g) Cost or other basis plus expense of sale	(h) Gain or (loss) (e) plus (f) minus (g)
<b>a 165,068,842.</b>		<b>174,466,151.</b>	<b>-9,397,309.</b>
<b>b 68,786,818.</b>		<b>68,316,086.</b>	<b>470,732.</b>
<b>c 517,557.</b>			<b>517,557.</b>
<b>d</b>			
<b>e</b>			

Complete only for assets showing gain in column (h) and owned by the foundation on 12/31/69			(i) Gains (Col. (h) gain minus col. (k), but not less than -0-) or Losses (from col. (h))
(i) F.M.V. as of 12/31/69	(j) Adjusted basis as of 12/31/69	(k) Excess of col. (i) over col. (j), if any	
<b>a</b>			<b>-9,397,309.</b>
<b>b</b>			<b>470,732.</b>
<b>c</b>			<b>517,557.</b>
<b>d</b>			
<b>e</b>			

<b>2</b> Capital gain net income or (net capital loss)	{ If gain, also enter in Part I, line 7 If (loss), enter -0- in Part I, line 7 }	<b>2</b>	<b>-8,409,020.</b>
<b>3</b> Net short-term capital gain or (loss) as defined in sections 1222(5) and (6): If gain, also enter in Part I, line 8, column (c). If (loss), enter -0- in Part I, line 8	{ }	<b>3</b>	<b>N/A</b>

**Part V Qualification Under Section 4940(e) for Reduced Tax on Net Investment Income**

(For optional use by domestic private foundations subject to the section 4940(a) tax on net investment income.)

If section 4940(d)(2) applies, leave this part blank

Was the foundation liable for the section 4942 tax on the distributable amount of any year in the base period? ☐ Yes ☒ No

If "Yes," the foundation does not qualify under section 4940(e). Do not complete this part.

**1** Enter the appropriate amount in each column for each year; see the instructions before making any entries.

(a) Base period years Calendar year (or tax year beginning in)	(b) Adjusted qualifying distributions	(c) Net value of noncharitable-use assets	(d) Distribution ratio (col (b) divided by col. (c))
2015	6,716,048.	137,403,684.	.048878
2014	6,410,055.	132,099,607.	.048524
2013	5,225,773.	116,808,107.	.044738
2012			
2011			

<b>2</b> Total of line 1, column (d)	<b>2</b>	<b>.142140</b>
<b>3</b> Average distribution ratio for the 5-year base period - divide the total on line 2 by 5, or by the number of years the foundation has been in existence if less than 5 years	<b>3</b>	<b>.047380</b>
<b>4</b> Enter the net value of noncharitable-use assets for 2016 from Part X, line 5	<b>4</b>	<b>127,037,727.</b>
<b>5</b> Multiply line 4 by line 3	<b>5</b>	<b>6,019,048.</b>
<b>6</b> Enter 1% of net investment income (1% of Part I, line 27b)	<b>6</b>	<b>0.</b>
<b>7</b> Add lines 5 and 6	<b>7</b>	<b>6,019,048.</b>
<b>8</b> Enter qualifying distributions from Part XII, line 4	<b>8</b>	<b>6,725,739.</b>

If line 8 is equal to or greater than line 7, check the box in Part VI, line 1b, and complete that part using a 1% tax rate.  
See the Part VI instructions.

**THE EUNICE JOYCE GARDINER CHARITABLE  
FOUNDATION**

Form 990-PF (2016)

45-6393459 Page 4

**Part VI Excise Tax Based on Investment Income (Section 4940(a), 4940(b), 4940(e), or 4948 - see instructions)**

1a Exempt operating foundations described in section 4940(d)(2), check here <input type="checkbox"/> and enter "N/A" on line 1. Date of ruling or determination letter: _____ (attach copy of letter if necessary-see instructions)			
b Domestic foundations that meet the section 4940(e) requirements in Part V, check here <input checked="" type="checkbox"/> and enter 1% of Part I, line 27b		1	0.
c All other domestic foundations enter 2% of line 27b. Exempt foreign organizations enter 4% of Part I, line 12, col. (b).			
2 Tax under section 511 (domestic section 4947(a)(1) trusts and taxable foundations only. Others enter -0-)		2	0.
3 Add lines 1 and 2		3	0.
4 Subtitle A (income) tax (domestic section 4947(a)(1) trusts and taxable foundations only. Others enter -0-)		4	0.
5 <b>Tax based on investment income.</b> Subtract line 4 from line 3. If zero or less, enter -0-		5	0.
6 Credits/Payments:			
a 2016 estimated tax payments and 2015 overpayment credited to 2016	6a	35,732.	
b Exempt foreign organizations - tax withheld at source	6b		
c Tax paid with application for extension of time to file (Form 8868)	6c		
d Backup withholding erroneously withheld	6d		
7 Total credits and payments. Add lines 6a through 6d	7	35,732.	
8 Enter any <b>penalty</b> for underpayment of estimated tax. Check here <input type="checkbox"/> if Form 2220 is attached	8		
9 <b>Tax due</b> If the total of lines 5 and 8 is more than line 7, enter <b>amount owed</b>	9		
10 <b>Overpayment</b> If line 7 is more than the total of lines 5 and 8, enter the <b>amount overpaid</b>	10	35,732.	
11 Enter the amount of line 10 to be <b>Credited to 2017 estimated tax</b> <input checked="" type="checkbox"/> <b>Refunded</b> <input type="checkbox"/>	11	0.	

**Part VII-A Statements Regarding Activities**

	Yes	No
1a During the tax year, did the foundation attempt to influence any national, state, or local legislation or did it participate or intervene in any political campaign?		X
1b Did it spend more than \$100 during the year (either directly or indirectly) for political purposes (see instructions for the definition)? <i>If the answer is "Yes" to 1a or 1b, attach a detailed description of the activities and copies of any materials published or distributed by the foundation in connection with the activities</i>		X
c Did the foundation file <b>Form 1120-POL</b> for this year?		X
d Enter the amount (if any) of tax on political expenditures (section 4955) imposed during the year: (1) On the foundation. <input checked="" type="checkbox"/> \$ 0. (2) On foundation managers <input checked="" type="checkbox"/> \$ 0.		
e Enter the reimbursement (if any) paid by the foundation during the year for political expenditure tax imposed on foundation managers. <input checked="" type="checkbox"/> \$ 0.		
2 Has the foundation engaged in any activities that have not previously been reported to the IRS? <i>If "Yes," attach a detailed description of the activities.</i>	2	X
3 Has the foundation made any changes, not previously reported to the IRS, in its governing instrument, articles of incorporation, or bylaws, or other similar instruments? <i>If "Yes," attach a conformed copy of the changes</i>	3	X
4a Did the foundation have unrelated business gross income of \$1,000 or more during the year?	4a	X
b If "Yes," has it filed a tax return on <b>Form 990-T</b> for this year?	4b	
5 Was there a liquidation, termination, dissolution, or substantial contraction during the year? <i>If "Yes," attach the statement required by General Instruction T</i>	5	X
6 Are the requirements of section 508(e) (relating to sections 4941 through 4945) satisfied either: • By language in the governing instrument, or • By state legislation that effectively amends the governing instrument so that no mandatory directions that conflict with the state law remain in the governing instrument?	6	X
7 Did the foundation have at least \$5,000 in assets at any time during the year? <i>If "Yes," complete Part II, col (c), and Part XV</i>	7	X
8a Enter the states to which the foundation reports or with which it is registered (see instructions) <input checked="" type="checkbox"/> <b>FL</b>		
b If the answer is "Yes" to line 7, has the foundation furnished a copy of Form 990-PF to the Attorney General (or designate) of each state as required by <i>General Instruction G</i> ? <i>If "No," attach explanation</i>	8b	X
9 Is the foundation claiming status as a private operating foundation within the meaning of section 4942(i)(3) or 4942(i)(5) for calendar year 2016 or the taxable year beginning in 2016 (see instructions for Part XIV)? <i>If "Yes," complete Part XIV</i>	9	X
10 Did any persons become substantial contributors during the tax year? <i>If "Yes," attach a schedule listing their names and addresses</i> <b>STMT 6</b>	10	X

Form 990-PF (2016)

**THE EUNICE JOYCE GARDINER CHARITABLE  
FOUNDATION**

45-6393459

Page 5

**Part VII-A Statements Regarding Activities** (continued)

	Yes	No
11 At any time during the year, did the foundation, directly or indirectly, own a controlled entity within the meaning of section 512(b)(13)? If "Yes," attach schedule (see instructions)		<b>X</b>
12 Did the foundation make a distribution to a donor advised fund over which the foundation or a disqualified person had advisory privileges? If "Yes," attach statement (see instructions)		<b>X</b>
13 Did the foundation comply with the public inspection requirements for its annual returns and exemption application?	<b>X</b>	
Website address <b>N/A</b>		
14 The books are in care of <b>DANIEL A. HANLEY</b> Telephone no. <b>561-650-0531</b>		
Located at <b>151 ROYAL PALM WAY, PALM BEACH, FL</b> ZIP+4 <b>33480</b>		
15 Section 4947(a)(1) nonexempt charitable trusts filing Form 990-PF in lieu of Form 1041 - Check here and enter the amount of tax-exempt interest received or accrued during the year	<b>N/A</b>	
16 At any time during calendar year 2016, did the foundation have an interest in or a signature or other authority over a bank, securities, or other financial account in a foreign country?	<b>X</b>	
See the instructions for exceptions and filing requirements for FinCEN Form 114. If "Yes," enter the name of the foreign country <b>N/A</b>		

**Part VII-B Statements Regarding Activities for Which Form 4720 May Be Required**

File Form 4720 if any item is checked in the "Yes" column, unless an exception applies.

	Yes	No
1a During the year did the foundation (either directly or indirectly):		
(1) Engage in the sale or exchange, or leasing of property with a disqualified person?	<input type="checkbox"/> Yes <input checked="" type="checkbox"/> No	
(2) Borrow money from, lend money to, or otherwise extend credit to (or accept it from) a disqualified person?	<input type="checkbox"/> Yes <input checked="" type="checkbox"/> No	
(3) Furnish goods, services, or facilities to (or accept them from) a disqualified person?	<input type="checkbox"/> Yes <input checked="" type="checkbox"/> No	
(4) Pay compensation to, or pay or reimburse the expenses of, a disqualified person?	<input type="checkbox"/> Yes <input checked="" type="checkbox"/> No	
(5) Transfer any income or assets to a disqualified person (or make any of either available for the benefit or use of a disqualified person)?	<input type="checkbox"/> Yes <input checked="" type="checkbox"/> No	
(6) Agree to pay money or property to a government official? (Exception. Check "No" if the foundation agreed to make a grant to or to employ the official for a period after termination of government service, if terminating within 90 days)	<input type="checkbox"/> Yes <input checked="" type="checkbox"/> No	
b If any answer is "Yes" to 1a(1)-(6), did any of the acts fail to qualify under the exceptions described in Regulations section 53.4941(d)-3 or in a current notice regarding disaster assistance (see instructions)? Organizations relying on a current notice regarding disaster assistance check here	<b>N/A</b>	
c Did the foundation engage in a prior year in any of the acts described in 1a, other than excepted acts, that were not corrected before the first day of the tax year beginning in 2016?		<b>X</b>
2 Taxes on failure to distribute income (section 4942) (does not apply for years the foundation was a private operating foundation defined in section 4942(j)(3) or 4942(j)(5))		
a At the end of tax year 2016, did the foundation have any undistributed income (lines 6d and 6e, Part XIII) for tax year(s) beginning before 2016?	<input type="checkbox"/> Yes <input checked="" type="checkbox"/> No	
If "Yes," list the years <b>N/A</b>		
b Are there any years listed in 2a for which the foundation is not applying the provisions of section 4942(a)(2) (relating to incorrect valuation of assets) to the year's undistributed income? (If applying section 4942(a)(2) to all years listed, answer "No" and attach statement - see instructions.)	<b>N/A</b>	
c If the provisions of section 4942(a)(2) are being applied to any of the years listed in 2a, list the years here.		
3a Did the foundation hold more than a 2% direct or indirect interest in any business enterprise at any time during the year?	<input type="checkbox"/> Yes <input checked="" type="checkbox"/> No	
b If "Yes," did it have excess business holdings in 2016 as a result of (1) any purchase by the foundation or disqualified persons after May 26, 1969; (2) the lapse of the 5-year period (or longer period approved by the Commissioner under section 4943(c)(7)) to dispose of holdings acquired by gift or bequest; or (3) the lapse of the 10-, 15-, or 20-year first phase holding period? (Use Schedule C, Form 4720, to determine if the foundation had excess business holdings in 2016)	<b>N/A</b>	
4a Did the foundation invest during the year any amount in a manner that would jeopardize its charitable purposes?		<b>X</b>
b Did the foundation make any investment in a prior year (but after December 31, 1969) that could jeopardize its charitable purpose that had not been removed from jeopardy before the first day of the tax year beginning in 2016?		<b>X</b>

Form 990-PF (2016)

**THE EUNICE JOYCE GARDINER CHARITABLE  
FOUNDATION**

Form 990-PF (2016)

45-6393459

Page 6

**Part VII-B Statements Regarding Activities for Which Form 4720 May Be Required** (continued)

**5a** During the year did the foundation pay or incur any amount to:

- (1) Carry on propaganda, or otherwise attempt to influence legislation (section 4945(e))? ☐ Yes ☒ No
- (2) Influence the outcome of any specific public election (see section 4955); or to carry on, directly or indirectly, any voter registration drive? ☐ Yes ☒ No
- (3) Provide a grant to an individual for travel, study, or other similar purposes? ☐ Yes ☒ No
- (4) Provide a grant to an organization other than a charitable, etc., organization described in section 4945(d)(4)(A)? (see instructions) ☐ Yes ☒ No
- (5) Provide for any purpose other than religious, charitable, scientific, literary, or educational purposes, or for the prevention of cruelty to children or animals? ☐ Yes ☒ No

**b** If any answer is "Yes" to 5a(1)-(5), did any of the transactions fail to qualify under the exceptions described in Regulations section 53.4945 or in a current notice regarding disaster assistance (see instructions)?  
Organizations relying on a current notice regarding disaster assistance check here ☐ N/A

**c** If the answer is "Yes" to question 5a(4), does the foundation claim exemption from the tax because it maintained expenditure responsibility for the grant? ☐ Yes ☐ No  
If "Yes," attach the statement required by Regulations section 53.4945-5(d) **N/A**

**6a** Did the foundation, during the year, receive any funds, directly or indirectly, to pay premiums on a personal benefit contract? ☐ Yes ☒ No

**b** Did the foundation, during the year, pay premiums, directly or indirectly, on a personal benefit contract? ☐ Yes ☒ No  
If "Yes" to 6b, file Form 8870

**7a** At any time during the tax year, was the foundation a party to a prohibited tax shelter transaction? ☐ Yes ☒ No

**b** If "Yes," did the foundation receive any proceeds or have any net income attributable to the transaction? ☐ Yes ☒ No **N/A**

**Part VIII Information About Officers, Directors, Trustees, Foundation Managers, Highly Paid Employees, and Contractors**

**1** List all officers, directors, trustees, foundation managers and their compensation.

(a) Name and address	(b) Title, and average hours per week devoted to position	(c) Compensation (If not paid, enter -0-)	(d) Contributions to employee benefit plans and deferred compensation	(e) Expense account, other allowances
RELiance TRUST COMPANY 500 DELAWARE AVENUE, SUITE 900 WILMINGTON, DE 19801	TRUSTEE 1.00	35,397.	0.	0.
DANIEL A. HANLEY C/O GUNSTER, 151 ROYAL PALM WAY PALM BEACH, FL 33480	TRUSTEE SUBSTANTIAL TIME AS NEEDED	385,671.	0.	0.

**2** Compensation of five highest-paid employees (other than those included on line 1). If none, enter "NONE."

(a) Name and address of each employee paid more than \$50,000	(b) Title, and average hours per week devoted to position	(c) Compensation	(d) Contributions to employee benefit plans and deferred compensation	(e) Expense account, other allowances
NONE				

Total number of other employees paid over \$50,000 0

Form 990-PF (2016)





**THE EUNICE JOYCE GARDINER CHARITABLE  
FOUNDATION**

**Part X Minimum Investment Return** (All domestic foundations must complete this part. Foreign foundations, see instructions)

1 Fair market value of assets not used (or held for use) directly in carrying out charitable, etc., purposes:		
a Average monthly fair market value of securities	1a	127,072,441.
b Average of monthly cash balances	1b	1,864,139.
c Fair market value of all other assets	1c	35,732.
d Total (add lines 1a, b, and c)	1d	128,972,312.
e Reduction claimed for blockage or other factors reported on lines 1a and 1c (attach detailed explanation)	1e	0.
2 Acquisition indebtedness applicable to line 1 assets	2	0.
3 Subtract line 2 from line 1d	3	128,972,312.
4 Cash deemed held for charitable activities Enter 1 1/2% of line 3 (for greater amount, see instructions)	4	1,934,585.
5 Net value of noncharitable-use assets. Subtract line 4 from line 3. Enter here and on Part V, line 4	5	127,037,727.
6 Minimum investment return Enter 5% of line 5	6	6,351,886.

**Part XI Distributable Amount** (see instructions) (Section 4942(j)(3) and (j)(5) private operating foundations and certain foreign organizations check here ☐ and do not complete this part.)

1 Minimum investment return from Part X, line 6	1	6,351,886.
2a Tax on investment income for 2016 from Part VI, line 5	2a	
b Income tax for 2016. (This does not include the tax from Part VI.)	2b	
c Add lines 2a and 2b	2c	0.
3 Distributable amount before adjustments Subtract line 2c from line 1	3	6,351,886.
4 Recoveries of amounts treated as qualifying distributions	4	0.
5 Add lines 3 and 4	5	6,351,886.
6 Deduction from distributable amount (see instructions)	6	0.
7 Distributable amount as adjusted. Subtract line 6 from line 5. Enter here and on Part XIII, line 1	7	6,351,886.

**Part XII Qualifying Distributions** (see instructions)

1 Amounts paid (including administrative expenses) to accomplish charitable, etc., purposes:		
a Expenses, contributions, gifts, etc. - total from Part I, column (d), line 26	1a	6,725,739.
b Program-related investments - total from Part IX-B	1b	0.
2 Amounts paid to acquire assets used (or held for use) directly in carrying out charitable, etc., purposes	2	
3 Amounts set aside for specific charitable projects that satisfy the:		
a Suitability test (prior IRS approval required)	3a	
b Cash distribution test (attach the required schedule)	3b	
4 Qualifying distributions Add lines 1a through 3b. Enter here and on Part V, line 8, and Part XIII, line 4	4	6,725,739.
5 Foundations that qualify under section 4940(e) for the reduced rate of tax on net investment income. Enter 1% of Part I, line 27b	5	0.
6 Adjusted qualifying distributions. Subtract line 5 from line 4	6	6,725,739.

**Note:** The amount on line 6 will be used in Part V, column (b), in subsequent years when calculating whether the foundation qualifies for the section 4940(e) reduction of tax in those years.

**THE EUNICE JOYCE GARDINER CHARITABLE  
FOUNDATION**

**Part XIII Undistributed Income** (see instructions)

	(a) Corpus	(b) Years prior to 2015	(c) 2015	(d) 2016
<b>1</b> Distributable amount for 2016 from Part XI, line 7				<b>6,351,886.</b>
<b>2</b> Undistributed income, if any, as of the end of 2016				
<b>a</b> Enter amount for 2015 only			<b>468,032.</b>	
<b>b</b> Total for prior years:		<b>0.</b>		
<b>3</b> Excess distributions carryover, if any, to 2016:				
<b>a</b> From 2011				
<b>b</b> From 2012				
<b>c</b> From 2013				
<b>d</b> From 2014				
<b>e</b> From 2015				
<b>f</b> Total of lines 3a through e	<b>0.</b>			
<b>4</b> Qualifying distributions for 2016 from Part XII, line 4: <b>► \$ 6,725,739.</b>				
<b>a</b> Applied to 2015, but not more than line 2a			<b>468,032.</b>	
<b>b</b> Applied to undistributed income of prior years (Election required - see instructions)		<b>0.</b>		
<b>c</b> Treated as distributions out of corpus (Election required - see instructions)	<b>0.</b>			
<b>d</b> Applied to 2016 distributable amount				<b>6,257,707.</b>
<b>e</b> Remaining amount distributed out of corpus	<b>0.</b>			
<b>5</b> Excess distributions carryover applied to 2016 (If an amount appears in column (d), the same amount must be shown in column (a))	<b>0.</b>			<b>0.</b>
<b>6</b> Enter the net total of each column as indicated below:				
<b>a</b> Corpus Add lines 3f, 4c, and 4e Subtract line 5	<b>0.</b>			
<b>b</b> Prior years' undistributed income. Subtract line 4b from line 2b		<b>0.</b>		
<b>c</b> Enter the amount of prior years' undistributed income for which a notice of deficiency has been issued, or on which the section 4942(a) tax has been previously assessed		<b>0.</b>		
<b>d</b> Subtract line 6c from line 6b Taxable amount - see instructions		<b>0.</b>		
<b>e</b> Undistributed income for 2015. Subtract line 4a from line 2a. Taxable amount - see instr.			<b>0.</b>	
<b>f</b> Undistributed income for 2016. Subtract lines 4d and 5 from line 1 This amount must be distributed in 2017				<b>94,179.</b>
<b>7</b> Amounts treated as distributions out of corpus to satisfy requirements imposed by section 170(b)(1)(F) or 4942(g)(3) (Election may be required - see instructions)	<b>0.</b>			
<b>8</b> Excess distributions carryover from 2011 not applied on line 5 or line 7	<b>0.</b>			
<b>9</b> Excess distributions carryover to 2017. Subtract lines 7 and 8 from line 6a	<b>0.</b>			
<b>10</b> Analysis of line 9:				
<b>a</b> Excess from 2012				
<b>b</b> Excess from 2013				
<b>c</b> Excess from 2014				
<b>d</b> Excess from 2015				
<b>e</b> Excess from 2016				

<b>Part XIV</b>	<b>Private Operating Foundations</b> (see instructions and Part VII-A, question 9)
-----------------	--

N/A

**1 a** If the foundation has received a ruling or determination letter that it is a private operating foundation, and the ruling is effective for 2016, enter the date of the ruling



**b** Check box to indicate whether the foundation is a private operating foundation described in section

☐ 4942(j)(3) or ☐ 4942(j)(5)

**2 a** Enter the lesser of the adjusted net income from Part I or the minimum investment return from Part X for each year listed

**b** 85% of line 2a

**c** Qualifying distributions from Part XII,  
line 4 for each year listed

**d** Amounts included in line 2c not used directly for active conduct of exempt activities

e Qualifying distributions made directly for active conduct of exempt activities.

Subtract line 2d from line 2c

**3** Complete 3a, b, or c for the alternative test relied upon:

a "Assets" alternative test - enter:

**(1) Value of all assets**

(2) Value of assets qualifying under section 4942(j)(3)(B)(i)

**b** "Endowment" alternative test - enter 2/3 of minimum investment return shown in Part X, line 6 for each year listed

**c "Support" alternative test - enter:**

(1) Total support other than gross investment income (interest, dividends, rents, payments on securities loans (section 512(a)(5)), or royalties)

(2) Support from general public and 5 or more exempt organizations as provided in section 4942(j)(3)(B)(iii)

**(3) Largest amount of support from an exempt organization**

(4) Gross investment income

[illegible]

**Part XV** **Supplementary Information (Complete this part only if the foundation had \$5,000 or more in assets at any time during the year-see instructions.)**

### 1 Information Regarding Foundation Managers:

**a** List any managers of the foundation who have contributed more than 2% of the total contributions received by the foundation before the close of any tax year (but only if they have contributed more than \$5,000). (See section 507(d)(2).)

NONE

b List any managers of the foundation who own 10% or more of the stock of a corporation (or an equally large portion of the ownership of a partnership or other entity) of which the foundation has a 10% or greater interest.

NONE

**2 Information Regarding Contribution, Grant, Gift, Loan, Scholarship, etc., Programs:**

Check here ☒ if the foundation only makes contributions to preselected charitable organizations and does not accept unsolicited requests for funds. If the foundation makes gifts, grants, etc. (see instructions) to individuals or organizations under other conditions, complete items 2a, b, c, and d.

a The name, address, and telephone number or e-mail address of the person to whom applications should be addressed:

**b The form in which applications should be submitted and information and materials they should include:**

**c** Any submission deadlines:

d Any restrictions or limitations on awards, such as by geographical areas, charitable fields, kinds of institutions, or other factors:

**THE EUNICE JOYCE GARDINER CHARITABLE  
FOUNDATION**

Form 990-PF (2016)

**45-6393459** Page 11

**Part XV** **Supplementary Information** (continued)

**3 Grants and Contributions Paid During the Year or Approved for Future Payment**

Recipient Name and address (home or business)	If recipient is an individual, show any relationship to any foundation manager or substantial contributor	Foundation status of recipient	Purpose of grant or contribution	Amount
<b>a Paid during the year</b>				
FRIENDS OF WLRN INC 169 E FLAGLER STREET, SUITE 1400 MIAMI, FL 33131	NONE	501(C)3	GENERAL SUPPORT	100,000.
PEGGY ADAMS ANIMAL RESCUE LEAGUE OF THE PALM BEACHES INC 3100/3200 MILITARY TRAIL WEST PALM BEACH, FL 33409	NONE	501(C)3	GENERAL SUPPORT	2,000,283.
SALESIAN MISSIONS, INC 2 LEFEVRE LANE NEW ROCHELLE, NY 10801	NONE	501(C)3	GENERAL SUPPORT	2,000,283.
THE SALVATION ARMY, WEST PALM BEACH CORPS 2122 PALM BEACH LAKES BOULEVARD WEST PALM BEACH, FL 33409	NONE	501(C)3	GENERAL SUPPORT	2,000,283.
WXEL PUBLIC BROADCASTING CORPORATION, WXEL-PBS FOR THE PALM BEACHES - CH 42 3401 SOUTH CONGRESS AVENUE BOYNTON BEACH, FL 33426	NONE	501(C)3	GENERAL SUPPORT	566,761.
<b>Total</b>			<b>▶ 3a</b>	<b>6,667,610.</b>
<b>b Approved for future payment</b>				
NONE				
<b>Total</b>			<b>▶ 3b</b>	<b>0.</b>

Form **990-PF** (2016)





## Part XVII Information Regarding Transfers To and Transactions and Relationships With Noncharitable Exempt Organizations

- |   |  | Yes   | No |
|---|--|-------|----|
| 1 | Did the organization directly or indirectly engage in any of the following with any other organization described in section 501(c) of the Code (other than section 501(c)(3) organizations) or in section 527, relating to political organizations?  |       |    |
| a | Transfers from the reporting foundation to a noncharitable exempt organization of:   |       |    |
|   | (1) Cash   | 1a(1) | X  |
|   | (2) Other assets   | 1a(2) | X  |
| b | Other transactions:  |       |    |
|   | (1) Sales of assets to a noncharitable exempt organization   | 1b(1) | X  |
|   | (2) Purchases of assets from a noncharitable exempt organization   | 1b(2) | X  |
|   | (3) Rental of facilities, equipment, or other assets   | 1b(3) | X  |
|   | (4) Reimbursement arrangements   | 1b(4) | X  |
|   | (5) Loans or loan guarantees   | 1b(5) | X  |
|   | (6) Performance of services or membership or fundraising solicitations   | 1b(6) | X  |
| c | Sharing of facilities, equipment, mailing lists, other assets, or paid employees   | 1c    | X  |
| d | If the answer to any of the above is "Yes," complete the following schedule. Column (b) should always show the fair market value of the goods, other assets, or services given by the reporting foundation. If the foundation received less than fair market value in any transaction or sharing arrangement, show in column (d) the value of the goods, other assets, or services received. |       |    |

[illegible]

- 2a** Is the foundation directly or indirectly affiliated with, or related to, one or more tax-exempt organizations described in section 501(c) of the Code (other than section 501(c)(3)) or in section 527? ☐ Yes ☒ No
- b** If "Yes," complete the following schedule.

(a) Name of organization	(b) Type of organization	(c) Description of relationship
N/A		

Sign Here	Under penalties of perjury, I declare that I have examined this return, including accompanying schedules and statements, and to the best of my knowledge and belief, it is true, correct, and complete. Declaration of preparer (other than taxpayer) is based on all information of which preparer has any knowledge.				May the IRS discuss this return with the preparer shown below (see instr.)? <input checked="" type="checkbox"/> Yes <input type="checkbox"/> No		
	 Signature of officer or trustee		Date <b>5/8/17</b>		Title <b>TRUSTEE</b>		
Paid Preparer Use Only	Print/Type preparer's name <b>THOMAS A. SMITH, CPA</b>		Preparer's signature 		Date <b>05/03/17</b>	Check <input type="checkbox"/> if self-employed	PTIN <b>P00954611</b>
	Firm's name ▶ <b>SMITH, GRAHAM &amp; ELLINGSWORTH, P.A.</b>					Firm's EIN ▶ <b>59-1498196</b>	
	Firm's address ▶ <b>96 N.E. FOURTH AVENUE DELRAY BEACH, FL 33483</b>					Phone no. <b>(561) 276-7468</b>	

**Schedule B**

(Form 990, 990-EZ, or 990-PF)

Department of the Treasury  
Internal Revenue Service**Schedule of Contributors**

- ▶ Attach to Form 990, Form 990-EZ, or Form 990-PF.  
▶ Information about Schedule B (Form 990, 990-EZ, or 990-PF) and its instructions is at [www.irs.gov/form990](http://www.irs.gov/form990).

OMB No 1545-0047

**2016**

Name of the organization

THE EUNICE JOYCE GARDINER CHARITABLE  
FOUNDATION

Employer identification number

45-6393459

Organization type (check one)

Filers of:

Section:

Form 990 or 990-EZ

☐

501(c)( ) (enter number) organization

☐4947(a)(1) nonexempt charitable trust **not** treated as a private foundation☐

527 political organization

Form 990-PF

☒

501(c)(3) exempt private foundation

☐

4947(a)(1) nonexempt charitable trust treated as a private foundation

☐

501(c)(3) taxable private foundation

Check if your organization is covered by the **General Rule** or a **Special Rule**.**Note:** Only a section 501(c)(7), (8), or (10) organization can check boxes for both the General Rule and a Special Rule. See instructions.**General Rule**

- ☒ For an organization filing Form 990, 990-EZ, or 990-PF that received, during the year, contributions totaling \$5,000 or more (in money or property) from any one contributor. Complete Parts I and II. See instructions for determining a contributor's total contributions.

**Special Rules**

- ☐ For an organization described in section 501(c)(3) filing Form 990 or 990-EZ that met the 33 1/3% support test of the regulations under sections 509(a)(1) and 170(b)(1)(A)(vi), that checked Schedule A (Form 990 or 990-EZ), Part II, line 13, 16a, or 16b, and that received from any one contributor, during the year, total contributions of the greater of (1) \$5,000 or (2) 2% of the amount on (i) Form 990, Part VIII, line 1h, or (ii) Form 990-EZ, line 1. Complete Parts I and II.
- ☐ For an organization described in section 501(c)(7), (8), or (10) filing Form 990 or 990-EZ that received from any one contributor, during the year, total contributions of more than \$1,000 *exclusively* for religious, charitable, scientific, literary, or educational purposes, or for the prevention of cruelty to children or animals. Complete Parts I, II, and III.
- ☐ For an organization described in section 501(c)(7), (8), or (10) filing Form 990 or 990-EZ that received from any one contributor, during the year, contributions *exclusively* for religious, charitable, etc., purposes, but no such contributions totaled more than \$1,000. If this box is checked, enter here the total contributions that were received during the year for an *exclusively* religious, charitable, etc., purpose. Don't complete any of the parts unless the **General Rule** applies to this organization because it received *nonexclusively* religious, charitable, etc., contributions totaling \$5,000 or more during the year. ▶ \$ \_\_\_\_\_

**Caution:** An organization that isn't covered by the General Rule and/or the Special Rules doesn't file Schedule B (Form 990, 990-EZ, or 990-PF), but it **must** answer "No" on Part IV, line 2, of its Form 990, or check the box on line H of its Form 990-EZ or on its Form 990-PF, Part I, line 2, to certify that it doesn't meet the filing requirements of Schedule B (Form 990, 990-EZ, or 990-PF).

LHA For Paperwork Reduction Act Notice, see the Instructions for Form 990, 990-EZ, or 990-PF. Schedule B (Form 990, 990-EZ, or 990-PF) (2016)

## Name of organization

THE EUNICE JOYCE GARDINER CHARITABLE  
FOUNDATION

## Employer identification number

45-6393459

**Part I Contributors** (See instructions) Use duplicate copies of Part I if additional space is needed

(a) No.	(b) Name, address, and ZIP + 4	(c) Total contributions	(d) Type of contribution
1	EUNICE JOYCE GARDINER TERMINATING TRUST U/A/D 7/10/2011  151 ROYAL PALM WAY  PALM BEACH, FL 33480	\$ 230,095.	Person <input type="checkbox"/> Payroll <input type="checkbox"/> Noncash <input checked="" type="checkbox"/> (Complete Part II for noncash contributions )
2	EUNICE JOYCE GARDINER TERMINATING TRUST U/A/D 7/10/2011  151 ROYAL PALM WAY  PALM BEACH, FL 33480	\$ 15,118.	Person <input type="checkbox"/> Payroll <input type="checkbox"/> Noncash <input checked="" type="checkbox"/> (Complete Part II for noncash contributions )
		\$	Person <input type="checkbox"/> Payroll <input type="checkbox"/> Noncash <input type="checkbox"/> (Complete Part II for noncash contributions )
		\$	Person <input type="checkbox"/> Payroll <input type="checkbox"/> Noncash <input type="checkbox"/> (Complete Part II for noncash contributions )
		\$	Person <input type="checkbox"/> Payroll <input type="checkbox"/> Noncash <input type="checkbox"/> (Complete Part II for noncash contributions )
		\$	Person <input type="checkbox"/> Payroll <input type="checkbox"/> Noncash <input type="checkbox"/> (Complete Part II for noncash contributions )
		\$	Person <input type="checkbox"/> Payroll <input type="checkbox"/> Noncash <input type="checkbox"/> (Complete Part II for noncash contributions )



Name of organization

THE EUNICE JOYCE GARDINER CHARITABLE  
FOUNDATION

Employer identification number

45-6393459

**Part II Noncash Property** (See instructions) Use duplicate copies of Part II if additional space is needed

(a) No. from Part I	(b) Description of noncash property given	(c) FMV (or estimate) (See instructions)	(d) Date received
1	MARKETABLE SECURITIES - SCHEDULE ATTACHED	\$ 239,229.	
2	CASH	\$ 15,118.	
		\$	
		\$	
		\$	
		\$	
		\$	
		\$	

Name of organization

**THE EUNICE JOYCE GARDINER CHARITABLE  
FOUNDATION**

Employer identification number

**45-6393459****Part III**

**Exclusively** religious, charitable, etc., contributions to organizations described in section 501(c)(7), (8), or (10) that total more than \$1,000 for the year from any one contributor. Complete columns (a) through (e) and the following line entry. For organizations completing Part III, enter the total of exclusively religious, charitable, etc., contributions of \$1,000 or less for the year (Enter this info once) ▶ \$

Use duplicate copies of Part III if additional space is needed

(a) No. from Part I	(b) Purpose of gift	(c) Use of gift	(d) Description of how gift is held
	(e) Transfer of gift		
	Transferee's name, address, and ZIP + 4		Relationship of transferor to transferee
	(e) Transfer of gift		
	Transferee's name, address, and ZIP + 4		Relationship of transferor to transferee
	(e) Transfer of gift		
	Transferee's name, address, and ZIP + 4		Relationship of transferor to transferee
	(e) Transfer of gift		
	Transferee's name, address, and ZIP + 4		Relationship of transferor to transferee
	(e) Transfer of gift		
	Transferee's name, address, and ZIP + 4		Relationship of transferor to transferee

FORM 990-PF	DIVIDENDS AND INTEREST FROM SECURITIES				STATEMENT	1
SOURCE	GROSS AMOUNT	CAPITAL GAINS DIVIDENDS	(A) REVENUE PER BOOKS	(B) NET INVEST- MENT INCOME	(C) ADJUSTED NET INCOME	
RELIANCE TRUST COMPANY OF DELAWARE AS	2,177,489.	0.	2,177,489.	2,177,489.		
TO PART I, LINE 4	2,177,489.	0.	2,177,489.	2,177,489.		

FORM 990-PF	ACCOUNTING FEES				STATEMENT	2
DESCRIPTION	(A) EXPENSES PER BOOKS	(B) NET INVEST- MENT INCOME	(C) ADJUSTED NET INCOME	(D) CHARITABLE PURPOSES		
ACCOUNTING FEES	9,932.	9,932.			0.	
TO FORM 990-PF, PG 1, LN 16B	9,932.	9,932.			0.	

FORM 990-PF	OTHER PROFESSIONAL FEES				STATEMENT	3
DESCRIPTION	(A) EXPENSES PER BOOKS	(B) NET INVEST- MENT INCOME	(C) ADJUSTED NET INCOME	(D) CHARITABLE PURPOSES		
MANAGEMENT FEES	1,853,801.	1,816,725.			37,076.	
TO FORM 990-PF, PG 1, LN 16C	1,853,801.	1,816,725.			37,076.	

FORM 990-PF	TAXES				STATEMENT	4
DESCRIPTION	(A) EXPENSES PER BOOKS	(B) NET INVEST- MENT INCOME	(C) ADJUSTED NET INCOME	(D) CHARITABLE PURPOSES		
FEDERAL EXCISE TAX	67,256.	0.			0.	
TO FORM 990-PF, PG 1, LN 18	67,256.	0.			0.	

---

FORM 990-PF	CORPORATE STOCK	STATEMENT	5
-------------	-----------------	-----------	---

---

DESCRIPTION	BOOK VALUE	FAIR MARKET VALUE
CORPORATE STOCK & BONDS	119,505,683.	129,759,733.
TOTAL TO FORM 990-PF, PART II, LINE 10B	119,505,683.	129,759,733.

---

---

FORM 990-PF	LIST OF SUBSTANTIAL CONTRIBUTORS PART VII-A, LINE 10	STATEMENT	6
-------------	---	-----------	---

---

NAME OF CONTRIBUTOR	ADDRESS
EUNICE JOYCE GARDINER TERMINATING TRUST U/A/D 6/10/2011	151 ROYAL PALM WAY PALM BEACH, FL 33480

ESTATE OF EUNICE J. GARDINER  
INVESTMENT SUMMARY  
FUNDING OF PRIVATE FOUNDATION  
2016

SHARES	NAME	4/21/2016 FUNDING OF PRIVATE FDN COST BASIS	4/30/2016 FUNDING OF PRIVATE FDN FMV
2,000	ALPS ALERIAN MLP ETF MKT	20,097.00	21,044.74
300	AMN HEALTHCARE SERVICES INC	9,474.63	10,653.00
500	AT&T INC	18,394.50	19,410.00
100	ADVANCE AUTO PARTS INC	14,811.01	15,610.00
30	ALPHABET INC CAP STK CL C	21,286.90	20,790.30
300	ALTRIA GROUP INC	18,308.94	18,813.00
15	AMAZON COM INC	10,399.49	9,893.85
500	COCA-COLA CO	21,993.35	22,400.00
568.175	COLUMBIA BALANCED Z	20,557.77	20,499.75
200	HOME DEPOT INC	24,602.79	26,778.00
275	MCDONALD'S CORP	31,046.50	34,784.75
150	STARBUCKS CORP	8,958.93	8,434.50
983.195	TCW TOTAL RETURN BOND I	10,163.75	10,117.08
		<u>230,095.56</u>	<u>239,228.97</u>

## Statement of Capital Gains and Losses From Sales

3/14/2017 12:28:50

## (WASH SALES)

Account Id: 9812000303

(Does not include capital gain distributions from mutual funds or CTF's - See Tax Transaction Detail)

GARDINER EUNICE FDN PMP

Trust Year Ending 12/31/2016

Type	Description	Date	Shares	Price	Fed Cost	State Cost	Fed Gain	State Gain	(Type)
							Loss Disallowed		
<hr/>									
19765H347	COLUMBIA FUNDS SERIES TRUST								
Sold		06/07/16	1430 94	30,521 95					
Acq		12/05/14	1430 94	30,521 95	30,779 52	30,779 52	-257 57	-257 57	L
							22.70		
Total for 6/7/2016					30,779 52	30,779 52	-257 57	-257 57	
							22 70		
Note									
G0177J108	ALLERGAN PLC								
Sold		05/04/16	8000	1,700,746 92					
Acq		04/06/16	8000	1,700,746 92	1,951,384 35	1,951,384 35	-250,637 43	-250,637 43	S
							250,637 43		
Total for 5/4/2016					1,951,384.35	1,951,384 35	-250,637 43	-250,637 43	
							250,637 43		
Note									
Total for Account: 9812000303					1,982,163 87	1,982,163 87	-250,895 00	-250,895 00	
							250,660 13		
Total Proceeds (Wash Sales Only):						Fed	State	Loss Disallowed	
				S/T Gain/Loss	-250,637 43	-250,637 43	250,637.43		
1,731,268.87				L/T Gain/Loss	-257 57	-257.57	22 70		

**Account Id: 9812000303**

**GARDINER EUNICE FDN PMP**  
**Trust Year Ending 12/31/2016**

Type	Description	Date	Shares	Price	Fed Cost	State Cost	Fed Gain	State Gain	(Type)
00162Q866	ALERIAN MLP ETF								
Sold		03/29/16	65000	679,235.44					
Acq		03/17/16	65000	679,235.44	729,300.00	729,300.00	-50,064.56	-50,064.56	S
Note			Total for 3/29/2016		729,300.00	729,300.00	-50,064.56	-50,064.56	
00162Q866	ALERIAN MLP ETF								
Sold		03/29/16	35000	367,189.23					
Acq		03/17/16	35000	367,189.23	392,700.00	392,700.00	-25,510.77	-25,510.77	S
Note			Total for 3/29/2016		392,700.00	392,700.00	-25,510.77	-25,510.77	
00162Q866	ALERIAN MLP ETF								
Sold		03/29/16	25000	262,278.02					
Acq		02/22/16	25000	262,278.02	250,500.00	250,500.00	11,778.02	11,778.02	S
Note			Total for 3/29/2016		250,500.00	250,500.00	11,778.02	11,778.02	
00162Q866	ALERIAN MLP ETF								
Sold		03/29/16	50000	523,003.60					
Acq		02/22/16	50000	523,003.60	501,000.00	501,000.00	22,003.60	22,003.60	S
Note			Total for 3/29/2016		501,000.00	501,000.00	22,003.60	22,003.60	
00162Q866	ALERIAN MLP ETF								
Sold		04/04/16	2000	21,044.74					
Acq		02/22/16	2000	21,044.74	20,097.00	20,097.00	947.74	947.74	S
Note			Total for 4/4/2016		20,097.00	20,097.00	947.74	947.74	
001744101	AMN HEALTHCARE SERVICES INC								
Sold		08/10/16	30000	1,071,001.93					
Acq		07/20/16	30000	1,071,001.93	1,310,978.41	1,310,978.41	-239,976.48	-239,976.48	S
Note			Total for 8/10/2016		1,310,978.41	1,310,978.41	-239,976.48	-239,976.48	

**GARDINER EUNICE FDN PMP**  
**Trust Year Ending 12/31/2016**

Account Id: 9812000303

Type	Description	Date	Shares	Price	Fed Cost	State Cost	Fed Gain	State Gain	(Type)
001744101	AMN HEALTHCARE SERVICES INC								
Sold		09/14/16	10000	343,121.41					
Acq		06/30/16	5000	171,560.71	199,061.57	199,061.57	-27,500.87	-27,500.87	S
Acq		07/20/16	5000	171,560.71	218,496.40	218,496.40	-46,935.70	-46,935.70	S
			Total for 9/14/2016		417,557.97	417,557.97	-74,436.56	-74,436.56	
Note									
001744101	AMN HEALTHCARE SERVICES INC								
Sold		09/14/16	10000	343,339.08					
Acq		06/30/16	10000	343,339.08	398,123.15	398,123.15	-54,784.07	-54,784.07	S
			Total for 9/14/2016		398,123.15	398,123.15	-54,784.07	-54,784.07	
Note									
001744101	AMN HEALTHCARE SERVICES INC								
Sold		09/27/16	10300	332,476.75					
Acq		10/16/15	300	9,683.79	9,474.63	9,474.63	209.16	209.16	S
Acq		06/30/16	10000	322,792.96	398,123.15	398,123.15	-75,330.19	-75,330.19	S
			Total for 9/27/2016		407,597.78	407,597.78	-75,121.03	-75,121.03	
Note									
00206R102	AT&T INC								
Sold		11/30/16	40000	1,548,929.38					
Acq		02/22/16	500	19,361.62	18,394.50	18,394.50	967.12	967.12	S
Acq		02/01/16	39500	1,529,567.76	1,435,031.49	1,435,031.49	94,536.27	94,536.27	S
			Total for 11/30/2016		1,453,425.99	1,453,425.99	95,503.39	95,503.39	
Note									
00751Y106	ADVANCED AUTO PARTS INC								
Sold		05/11/16	8000	1,199,247.36					
Acq		02/01/16	8000	1,199,247.36	1,247,668.54	1,247,668.54	-48,421.18	-48,421.18	S
			Total for 5/11/2016		1,247,668.54	1,247,668.54	-48,421.18	-48,421.18	
Note									
00751Y106	ADVANCED AUTO PARTS INC								
Sold		05/13/16	6000	891,398.17					
Acq		02/01/16	6000	891,398.17	935,751.40	935,751.40	-44,353.23	-44,353.23	S
			Total for 5/13/2016		935,751.40	935,751.40	-44,353.23	-44,353.23	
Note									





3/14/2017 12:28:50

**GARDINER EUNICE FDN PMP**  
**Trust Year Ending 12/31/2016**

Type	Description	Date	Shares	Price	Fed Cost	State Cost	Fed Gain	State Gain	(Type)
020828208	ALPINE INCOME TR TAX OPTIMIZED								
Sold	04/25/16		22.39	224.80					
Acq	05/30/14		22.39	224.80	224.80	224.80	0.00	0.00	L
Note	Total for 4/25/2016				224.80	224.80	0.00	0.00	
020828208	ALPINE INCOME TR TAX OPTIMIZED								
Sold	04/25/16		17.93	180.01					
Acq	11/28/14		17.93	180.01	180.01	180.01	0.00	0.00	L
Note	Total for 4/25/2016				180.01	180.01	0.00	0.00	
020828208	ALPINE INCOME TR TAX OPTIMIZED								
Sold	04/25/16		8.45	84.85					
Acq	03/31/15		8.45	84.85	84.85	84.85	0.00	0.00	L
Note	Total for 4/25/2016				84.85	84.85	0.00	0.00	
020828208	ALPINE INCOME TR TAX OPTIMIZED								
Sold	04/25/16		8.45	84.87					
Acq	03/31/15		8.45	84.87	84.87	84.87	0.00	0.00	L
Note	Total for 4/25/2016				84.87	84.87	0.00	0.00	
020828208	ALPINE INCOME TR TAX OPTIMIZED								
Sold	04/25/16		11.69	117.39					
Acq	05/29/15		11.69	117.39	117.39	117.39	0.00	0.00	S
Note	Total for 4/25/2016				117.39	117.39	0.00	0.00	
020828208	ALPINE INCOME TR TAX OPTIMIZED								
Sold	04/25/16		11.7	117.44					
Acq	05/29/15		11.7	117.44	117.44	117.44	0.00	0.00	S
Note	Total for 4/25/2016				117.44	117.44	0.00	0.00	

**Statement of Capital Gains and Losses From Sales**  
(Does not include capital gain distributions from mutual funds or CTF's - See Tax Transaction Detail)

**3/14/2017 12:28:50**

**Account Id: 9812000303**

**GARDINER EUNICE FDN PMP**  
**Trust Year Ending 12/31/2016**

Type	Description	Date	Shares	Price	Fed Cost	State Cost	Fed Gain	State Gain	(Type)
020828208	ALPINE INCOME TR TAX OPTIMIZED								
Sold	04/25/16		24.66	247.54					
Acq	07/31/15		24.66	247.54	247.54	247.54	0.00	0.00	S
Note			Total for 4/25/2016		247.54	247.54	0.00	0.00	
020828208	ALPINE INCOME TR TAX OPTIMIZED								
Sold	04/25/16		18.91	189.89					
Acq	01/29/16		18.91	189.89	189.89	189.89	0.00	0.00	S
Note			Total for 4/25/2016		189.89	189.89	0.00	0.00	
020828208	ALPINE INCOME TR TAX OPTIMIZED								
Sold	04/25/16		16.96	170.28					
Acq	09/30/14		16.96	170.28	170.28	170.28	0.00	0.00	L
Note			Total for 4/25/2016		170.28	170.28	0.00	0.00	
020828208	ALPINE INCOME TR TAX OPTIMIZED								
Sold	04/25/16		25042.72	251,428.92					
Acq	06/25/13		25042.72	251,428.92	251,428.92	251,428.92	0.00	0.00	L
Note			Total for 4/25/2016		251,428.92	251,428.92	0.00	0.00	
020828208	ALPINE INCOME TR TAX OPTIMIZED								
Sold	04/25/16		24693.5	247,922.72					
Acq	06/25/13		24693.5	247,922.72	247,922.72	247,922.72	0.00	0.00	L
Note			Total for 4/25/2016		247,922.72	247,922.72	0.00	0.00	
020828208	ALPINE INCOME TR TAX OPTIMIZED								
Sold	04/25/16		24.22	243.19					
Acq	10/30/15		24.22	243.19	243.19	243.19	0.00	0.00	S
Note			Total for 4/25/2016		243.19	243.19	0.00	0.00	

**GARDINER EUNICE FDN PMP**  
**Trust Year Ending 12/31/2016**

**Account Id: 9812000303**

Type	Description	Date	Shares	Price	Fed Cost	State Cost	Fed Gain	State Gain	(Type)
020828208	ALPINE INCOME TR TAX OPTIMIZED								
Sold	04/25/16		19.98	200.62					
Acq	02/29/16		19.98	200.62	200.62	200.62	0.00	0.00	S
			Total for 4/25/2016		200.62	200.62	0.00	0.00	
Note									
020828208	ALPINE INCOME TR TAX OPTIMIZED								
Sold	04/25/16		25.49	255.88					
Acq	03/31/16		25.49	255.88	255.88	255.88	0.00	0.00	S
			Total for 4/25/2016		255.88	255.88	0.00	0.00	
Note									
020828208	ALPINE INCOME TR TAX OPTIMIZED								
Sold	04/25/16		22.56	226.49					
Acq	04/30/14		22.56	226.49	226.49	226.49	0.00	0.00	L
			Total for 4/25/2016		226.49	226.49	0.00	0.00	
Note									
020828208	ALPINE INCOME TR TAX OPTIMIZED								
Sold	04/25/16		20.3	203.80					
Acq	06/30/14		20.3	203.80	203.80	203.80	0.00	0.00	L
			Total for 4/25/2016		203.80	203.80	0.00	0.00	
Note									
020828208	ALPINE INCOME TR TAX OPTIMIZED								
Sold	04/25/16		17.05	171.18					
Acq	10/31/14		17.05	171.18	171.18	171.18	0.00	0.00	L
			Total for 4/25/2016		171.18	171.18	0.00	0.00	
Note									
020828208	ALPINE INCOME TR TAX OPTIMIZED								
Sold	04/25/16		9.78	98.15					
Acq	02/27/15		9.78	98.15	98.15	98.15	0.00	0.00	L
			Total for 4/25/2016		98.15	98.15	0.00	0.00	
Note									

3/14/2017 12:28:50

**GARDINER EUNICE FDN PMP**  
**Trust Year Ending 12/31/2016**

Type	Description	Date	Shares	Price	Fed Cost	State Cost	Fed Gain	State Gain	(Type)
020828208	ALPINE INCOME TR TAX OPTIMIZED								
Sold		04/25/16	9 78	98 16					
Acq		02/27/15	9 78	98 16	98 16	98 16	0 00	0 00	L
			Total for 4/25/2016		98 16	98 16	0 00	0 00	
Note									
020828208	ALPINE INCOME TR TAX OPTIMIZED								
Sold		04/25/16	12 28	123 25					
Acq		06/30/15	12 28	123 25	123 25	123 25	0 00	0 00	S
			Total for 4/25/2016		123 25	123 25	0 00	0.00	
Note									
020828208	ALPINE INCOME TR TAX OPTIMIZED								
Sold		04/25/16	25 07	251 73					
Acq		09/01/15	25 07	251 73	251 73	251 73	0 00	0 00	S
			Total for 4/25/2016		251 73	251 73	0 00	0 00	
Note									
020828208	ALPINE INCOME TR TAX OPTIMIZED								
Sold		04/25/16	23 29	233 85					
Acq		11/30/15	23 29	233 85	233 85	233 85	0 00	0 00	S
			Total for 4/25/2016		233 85	233 85	0 00	0 00	
Note									
020828208	ALPINE INCOME TR TAX OPTIMIZED								
Sold		04/25/16	25 35	254 53					
Acq		09/30/15	25 35	254 53	254 53	254 53	0 00	0 00	S
			Total for 4/25/2016		254 53	254 53	0 00	0 00	
Note									
020828208	ALPINE INCOME TR TAX OPTIMIZED								
Sold		04/25/16	17 35	174 18					
Acq		12/31/15	17 35	174 18	174 18	174 18	0.00	0 00	S
			Total for 4/25/2016		174 18	174 18	0 00	0 00	
Note									

3/14/2017 12:28:50

**Trust Year Ending 12/31/2016**

Type	Description	Date	Shares	Price	Fed Cost	State Cost	Fed Gain	State Gain	(Type)
020828208	ALPINE INCOME TR TAX OPTIMIZED								
Sold	04/25/16		15 86	159 24					
Acq	12/31/14		15 86	159 24	159 24	159 24	0 00	0 00	L
			Total for 4/25/2016		159 24	159 24	0 00	0 00	
Note									
020828208	ALPINE INCOME TR TAX OPTIMIZED								
Sold	04/25/16		9 62	96 56					
Acq	01/30/15		9 62	96 56	96 56	96 56	0 00	0 00	L
			Total for 4/25/2016		96 56	96 56	0 00	0 00	
Note									
020828208	ALPINE INCOME TR TAX OPTIMIZED								
Sold	04/25/16		9 62	96 60					
Acq	01/30/15		9 62	96 60	96 60	96 60	0 00	0 00	L
			Total for 4/25/2016		96 60	96 60	0 00	0 00	
Note									
020828208	ALPINE INCOME TR TAX OPTIMIZED								
Sold	04/25/16		2 8	28 06					
Acq	12/31/14		2 8	28 06	28 06	28 06	0 00	0 00	L
			Total for 4/25/2016		28 06	28 06	0 00	0.00	
Note									
020828208	ALPINE INCOME TR TAX OPTIMIZED								
Sold	04/25/16		19 2	192 80					
Acq	08/29/14		19 2	192 80	192 61	192 61	0 19	0 19	L
			Total for 4/25/2016		192 61	192 61	0 19	0 19	
Note									
020828208	ALPINE INCOME TR TAX OPTIMIZED								
Sold	04/25/16		50 87	510 68					
Acq	09/30/13		50 87	510 68	510 18	510 18	0 50	0 50	L
			Total for 4/25/2016		510 18	510 18	0 50	0 50	
Note									



**Account Id: 9812000303**

Type	Description	Date	Shares	Price	Fed Cost	State Cost	Fed Gain	State Gain	(Type)
020828208	ALPINE INCOME TR TAX OPTIMIZED								
Sold	04/25/16		43 48	436 50					
Acq	08/30/13		43 48	436 50	436 06	436 06	0 44	0 44	L
			Total for 4/25/2016		436 06	436 06	0 44	0 44	
Note									
020828208	ALPINE INCOME TR TAX OPTIMIZED								
Sold	04/25/16		25 1	252 03					
Acq	02/28/14		25 1	252 03	251 78	251 78	0 25	0 25	L
			Total for 4/25/2016		251 78	251 78	0 25	0 25	
Note									
02209S103	ALTRIA GROUP INC								
Sold	11/30/16		15000	961,033 61					
Acq	05/18/16		15000	961,033 61	948,293 11	948,293 11	12,740 50	12,740 50	S
			Total for 11/30/2016		948,293 11	948,293 11	12,740 50	12,740 50	
Note									
023135106	AMAZON COM INC								
Sold	11/10/16		3500	2,597,734 40					
Acq	12/30/15		15	11,133 15	10,399 49	10,399 49	733 66	733 66	S
Acq	05/10/16		1500	1,113,314 74	1,047,518 50	1,047,518 50	65,796 24	65,796 24	S
Acq	09/14/16		1500	1,113,314 74	1,147,911 48	1,147,911 48	-34,596 74	-34,596 74	S
Acq	12/30/15		485	359,971 77	336,165 64	336,165 64	23,806 13	23,806 13	S
			Total for 11/10/2016		2,541,995 11	2,541,995 11	55,739 29	55,739 29	
Note									
02507M105	AMERICAN CEN GLOBAL GOLD FD 980								
Sold	11/11/16		126242.37	1,113,457 71					
Acq	08/03/16		126242 37	1,113,457.71	1,618,427 20	1,618,427 20	-504,969 49	-504,969 49	S
			Total for 11/11/2016		1,618,427 20	1,618,427 20	-504,969 49	-504,969 49	
Note									
02507M105	AMERICAN CEN GLOBAL GOLD FD 980								
Sold	11/25/16		29763 87	255,076 36					
Acq	08/03/16		29763 87	255,076 36	381,572 80	381,572 80	-126,496 44	-126,496 44	S
			Total for 11/25/2016		381,572 80	381,572 80	-126,496 44	-126,496 44	
Note									



**Statement of Capital Gains and Losses From Sales**  
 (Does not include capital gain distributions from mutual  
 funds or CTF's - See Tax Transaction Detail)

Account Id. 9812000303

**GARDINER EUNICE FDN PMP**  
 Trust Year Ending 12/31/2016

Type	Description	Date	Shares	Price	Fed Cost	State Cost	Fed Gain	State Gain	(Type)
025083502	AMERICAN CEN SELECT FUND		21						
<b>Sold</b>		05/10/16	16683 35	934,267 60					
<b>Acq</b>		12/11/15	16683 35	934,267 60	1,000,000 00	1,000,000 00	-65,732 40	-65,732 40	S
			<b>Total for 5/10/2016</b>		1,000,000 00	1,000,000 00	-65,732 40	-65,732 40	
<b>Note</b>									
025083502	AMERICAN CEN SELECT FUND		21						
<b>Sold</b>		05/10/16	1029 77	57,667 29					
<b>Acq</b>		12/22/15	1029 77	57,667 29	58,398 40	58,398 40	-731 11	-731 11	S
			<b>Total for 5/10/2016</b>		58,398 40	58,398 40	-731 11	-731 11	
<b>Note</b>									
025083502	AMERICAN CEN SELECT FUND		21						
<b>Sold</b>		05/10/16	73 14	4,095 56					
<b>Acq</b>		12/22/15	73 14	4,095 56	4,147 48	4,147 48	-51 92	-51 92	S
			<b>Total for 5/10/2016</b>		4,147 48	4,147 48	-51 92	-51 92	
<b>Note</b>									
025083759	AMERICAN CENTURY								
<b>Sold</b>		05/17/16	30534 35	899,541 98					
<b>Acq</b>		08/04/15	30534 35	899,541 98	1,000,000 00	1,000,000 00	-100,458 02	-100,458 02	S
			<b>Total for 5/17/2016</b>		1,000,000 00	1,000,000 00	-100,458 02	-100,458 02	
<b>Note</b>									
025083759	AMERICAN CENTURY								
<b>Sold</b>		05/17/16	2045 44	60,258 54					
<b>Acq</b>		12/22/15	2045 44	60,258 54	61,526 72	61,526 72	-1,268 18	-1,268 18	S
			<b>Total for 5/17/2016</b>		61,526 72	61,526 72	-1,268 18	-1,268 18	
<b>Note</b>									
101137107	BOSTON SCIENTIFIC CORP								
<b>Sold</b>		11/09/16	60000	1,304,626 76					
<b>Acq</b>		09/30/16	60000	1,304,626 76	1,430,848 10	1,430,848 10	-126,221 34	-126,221 34	S
			<b>Total for 11/9/2016</b>		1,430,848 10	1,430,848 10	-126,221 34	-126,221 34	
<b>Note</b>									
140194101	AMERICAN CAP INC BUILDER F2								
<b>Sold</b>		10/12/16	44155 61	2,542,038 35					
<b>Acq</b>		09/17/15	397 89	22,906 53	22,428 84	22,428 84	477 69	477 69	L

**Account Id: 9812000303**

**GARDINER EUNICE FDN PMP**  
**Trust Year Ending 12/31/2016**

Type	Description	Date	Shares	Price	Fed Cost	State Cost	Fed Gain	State Gain	(Type)
140194101	AMERICAN CAP INC BUILDER F2								
Sold		10/12/16	44155 61	2,542,038 35					
Acq		06/18/15	370 41	21,324 50	22,098 58	22,098 58	-774 08	-774 08	L
Acq		06/16/16	405 42	23,340 03	23,161 35	23,161 35	178 68	178 68	S
Acq		03/17/16	401 82	23,132 78	22,831 59	22,831 59	301 19	301 19	S
Acq		12/23/15	423 3	24,369.38	23,514 35	23,514 35	855 03	855 03	S
Acq		03/06/15	41778 08	2,405,163 95	2,500,000 00	2,500,000 00	-94,836 05	-94,836 05	L
Acq		03/16/15	378 7	21,801 76	22,184 16	22,184 16	-382 40	-382 40	L
			Total for 10/12/2016		2,636,218 87	2,636,218 87	-94,179 94	-94,179 94	
Note									
166764100	CHEVRONTEXACO CORPORATION								
Sold		08/15/16	10000	1,027,635 86					
Acq		04/20/16	10000	1,027,635 86	1,010,562 00	1,010,562 00	17,073 86	17,073 86	S
			Total for 8/15/2016		1,010,562 00	1,010,562 00	17,073 86	17,073 86	
Note									
191216100	COCA COLA CO								
Sold		07/06/16	4500	202,541 03					
Acq		04/20/16	4500	202,541 03	200,272 50	200,272 50	2,268 53	2,268 53	S
			Total for 7/6/2016		200,272 50	200,272 50	2,268 53	2,268.53	
Note									
191216100	COCA COLA CO								
Sold		07/06/16	500	22,504 56					
Acq		02/22/16	500	22,504 56	21,993 35	21,993 35	511 21	511 21	S
			Total for 7/6/2016		21,993 35	21,993 35	511 21	511 21	
Note									
19765H347	COLUMBIA FUNDS SERIES TRUST								
Sold		06/07/16	1627 86	34,722 25					
Acq		06/22/15	1627 86	34,722 25	35,715 25	35,715 25	-993 00	-993 00	S
			Total for 6/7/2016		35,715 25	35,715 25	-993 00	-993 00	
Note									

**Account Id: 9812000303**

Type	Description	Date	Shares	Price	Fed Cost	State Cost	Fed Gain	State Gain	(Type)
19765H347	COLUMBIA FUNDS SERIES TRUST								
Sold	06/07/16		43823 53	934,755 79					
Acq	01/26/15		43823 53	934,755 79	939,138 14	939,138 14	-4,382 35	-4,382 35	L
Note			Total for 6/7/2016		939,138 14	939,138 14	-4,382 35	-4,382 35	
19765H347	COLUMBIA FUNDS SERIES TRUST								
Sold	06/07/16		2840 03	60,577 86					
Acq	01/26/15		2840 03	60,577 86	60,861 86	60,861 86	-284 00	-284 00	L
Note			Total for 6/7/2016		60,861 86	60,861 86	-284 00	-284 00	
19765H347	COLUMBIA FUNDS SERIES TRUST								
Sold	06/07/16		2691 44	57,408 33					
Acq	12/04/15		2691 44	57,408 33	57,435 24	57,435 24	-26 91	-26 91	S
Note			Total for 6/7/2016		57,435 24	57,435 24	-26 91	-26 91	
19765H347	COLUMBIA FUNDS SERIES TRUST								
Sold	06/07/16		88233 18	1,882,013 81					
Acq	09/04/14		88233 18	1,882,013 81	1,826,426 92	1,826,426 92	55,586 89	55,586 89	L
Note			Total for 6/7/2016		1,826,426 92	1,826,426 92	55,586 89	55,586 89	
19765P430	COLUMBIA BALANCED Z								
Sold	07/06/16		552 49	20,171 27					
Acq	10/16/15		552 49	20,171 27	20,000 00	20,000 00	171 27	171 27	S
Note			Total for 7/6/2016		20,000 00	20,000 00	171 27	171 27	
19765P430	COLUMBIA BALANCED Z								
Sold	07/06/16		1 71	62 58					
Acq	06/17/16		1 71	62 58	61 85	61 85	0 73	0 73	S
Note			Total for 7/6/2016		61 85	61 85	0 73	0 73	

**GARDINER EUNICE FDN PMP**  
**Trust Year Ending 12/31/2016**

**Account Id: 9812000303**

Type	Description	Date	Shares	Price	Fed Cost	State Cost	Fed Gain	State Gain	(Type)
19765P430	COLUMBIA BALANCED Z								
Sold	07/06/16		0.54	19.68					
Acq	12/10/15		0.54	19.68	19.17	19.17	0.51	0.51	S
Note			Total for 7/6/2016		19.17	19.17	0.51	0.51	
19765P430	COLUMBIA BALANCED Z								
Sold	07/06/16		1.47	53.74					
Acq	03/17/16		1.47	53.74	52.35	52.35	1.39	1.39	S
Note			Total for 7/6/2016		52.35	52.35	1.39	1.39	
19765P430	COLUMBIA BALANCED Z								
Sold	07/06/16		3.59	131.14					
Acq	12/10/15		3.59	131.14	127.70	127.70	3.44	3.44	S
Note			Total for 7/6/2016		127.70	127.70	3.44	3.44	
19765P430	COLUMBIA BALANCED Z								
Sold	07/06/16		10.09	368.24					
Acq	12/10/15		10.09	368.24	358.55	358.55	9.69	9.69	S
Note			Total for 7/6/2016		358.55	358.55	9.69	9.69	
19765Y688	COLUMBIA SELECT LARGE CAP GROWTH FUND								
Sold	01/20/16		49603.18	723,214.29					
Acq	03/13/14		49603.18	723,214.29	1,000,000.00	1,000,000.00	-276,785.71	-276,785.71	L
Note			Total for 1/20/2016		1,000,000.00	1,000,000.00	-276,785.71	-276,785.71	
19765Y688	COLUMBIA SELECT LARGE CAP GROWTH FUND								
Sold	01/20/16		0.29	4.17					
Acq	06/20/14		0.29	4.17	5.02	5.02	-0.85	-0.85	L
Note			Total for 1/20/2016		5.02	5.02	-0.85	-0.85	

**Account Id: 9812000303**

Type	Description	Date	Shares	Price	Fed Cost	State Cost	Fed Gain	State Gain	(Type)
19765Y688	COLUMBIA SELECT LARGE CAP GROWTH FUND								
Sold	01/20/16		0.62	9.07					
Acq	06/20/14		0.62	9.07	10.91	10.91	-1.84	-1.84	L
			Total for 1/20/2016		10.91	10.91	-1.84	-1.84	
Note									
19765Y688	COLUMBIA SELECT LARGE CAP GROWTH FUND								
Sold	01/20/16		216	3,149.28					
Acq	06/20/14		216	3,149.28	3,788.63	3,788.63	-639.35	-639.35	L
			Total for 1/20/2016		3,788.63	3,788.63	-639.35	-639.35	
Note									
19765Y688	COLUMBIA SELECT LARGE CAP GROWTH FUND								
Sold	01/20/16		4248	61,935.84					
Acq	06/20/14		4248	61,935.84	74,509.92	74,509.92	-12,574.08	-12,574.08	L
			Total for 1/20/2016		74,509.92	74,509.92	-12,574.08	-12,574.08	
Note									
23331A109	D R HORTON INC								
Sold	01/14/16		6000	161,992.65					
Acq	08/18/15		6000	161,992.65	190,225.98	190,225.98	-28,233.33	-28,233.33	S
			Total for 1/14/2016		190,225.98	190,225.98	-28,233.33	-28,233.33	
Note									
244199105	DEERE & CO								
Sold	06/29/16		15000	1,219,956.40					
Acq	06/06/16		15000	1,219,956.40	1,309,948.50	1,309,948.50	-89,992.10	-89,992.10	S
			Total for 6/29/2016		1,309,948.50	1,309,948.50	-89,992.10	-89,992.10	
Note									
245917802	DELAWARE US GROWTH INSTL								
Sold	03/23/16		18698.58	444,839.19					
Acq	09/01/15		18698.58	444,839.19	500,000.00	500,000.00	-55,160.81	-55,160.81	S
			Total for 3/23/2016		500,000.00	500,000.00	-55,160.81	-55,160.81	
Note									



**Account Id: 9812000303**

Type	Description	Date	Shares	Price	Fed Cost	State Cost	Fed Gain	State Gain	(Type)
24610E408	DELAWARE HEALTHCARE FD -I								
	Sold	02/03/16	124668 03	2,234,051 10					
	Acq	06/11/13	124668 03	2,234,051 10	2,000,000 00	2,000,000 00	234,051.10	234,051 10	L
	Note		Total for 2/3/2016		2,000,000 00	2,000,000 00	234,051 10	234,051 10	
24610E408	DELAWARE HEALTHCARE FD -I								
	Sold	02/03/16	56074 43	1,004,853 74					
	Acq	05/13/13	56074 43	1,004,853 74	881,002 86	881,002 86	123,850 88	123,850 88	L
	Note		Total for 2/3/2016		881,002 86	881,002 86	123,850 88	123,850 88	
24610E408	DELAWARE HEALTHCARE FD -I								
	Sold	03/28/16	71222 38	1,291,261 81					
	Acq	05/13/13	71222 38	1,291,261 81	1,118,997 14	1,118,997 14	172,264 67	172,264 67	L
	Note		Total for 3/28/2016		1,118,997 14	1,118,997 14	172,264 67	172,264 67	
25155T684	DEUTSCHE GNMA FUND CLASS S								
	Sold	07/18/16	140845 07	1,992,957 74					
	Acq	02/18/16	140845 07	1,992,957 74	2,000,000 00	2,000,000 00	-7,042 26	-7,042 26	S
	Note		Total for 7/18/2016		2,000,000 00	2,000,000 00	-7,042 26	-7,042 26	
25155T684	DEUTSCHE GNMA FUND CLASS S								
	Sold	07/18/16	331 32	4,688 12					
	Acq	06/24/16	331 32	4,688 12	4,691 44	4,691 44	-3 32	-3 32	S
	Note		Total for 7/18/2016		4,691 44	4,691 44	-3 32	-3 32	
25155T684	DEUTSCHE GNMA FUND CLASS S								
	Sold	07/18/16	328 47	4,647 89					
	Acq	02/23/16	328 47	4,647 89	4,647 89	4,647 89	0 00	0 00	S
	Note		Total for 7/18/2016		4,647 89	4,647 89	0 00	0 00	

**Statement of Capital Gains and Losses From Sales**  
**(Does not include capital gain distributions from mutual**  
**funds or CTF's - See Tax Transaction Detail)**

Account Id: 9812000303

**GARDINER EUNICE FDN PMP**  
**Trust Year Ending 12/31/2016**

Type	Description	Date	Shares	Price	Fed Cost	State Cost	Fed Gain	State Gain	(Type)
25155T684	DEUTSCHE GNMA FUND CLASS S								
Sold	07/18/16	330 24	4,672 91						
Acq	04/25/16	330 24	4,672 91	4,669 61	4,669 61	3 30	3 30	S	
		<b>Total for 7/18/2016</b>			4,669 61	4,669 61	3 30	3 30	
Note									
25155T684	DEUTSCHE GNMA FUND CLASS S								
Sold	07/18/16	331 25	4,687 13						
Acq	05/24/16	331 25	4,687 13	4,680 51	4,680 51	6 62	6 62	S	
		<b>Total for 7/18/2016</b>			4,680 51	4,680 51	6 62	6 62	
Note									
25155T684	DEUTSCHE GNMA FUND CLASS S								
Sold	07/18/16	329 94	4,668 62						
Acq	03/24/16	329 94	4,668 62	4,658 73	4,658 73	9 89	9 89	S	
		<b>Total for 7/18/2016</b>			4,658 73	4,658 73	9 89	9 89	
Note									
254687106	WALT DISNEY CO (HOLDING CO)								
Sold	02/19/16	3000	284,846 45						
Acq	10/23/15	3000	284,846 45	338,429 70	338,429 70	-53,583 25	-53,583 25	S	
		<b>Total for 2/19/2016</b>			338,429 70	338,429 70	-53,583 25	-53,583 25	
Note									
254687106	WALT DISNEY CO (HOLDING CO)								
Sold	02/19/16	1000	94,948 82						
Acq	04/30/15	1000	94,948 82	108,910 00	108,910 00	-13,961 18	-13,961 18	S	
		<b>Total for 2/19/2016</b>			108,910 00	108,910 00	-13,961 18	-13,961.18	
Note									
256677105	DOLLAR GENERAL CORP NEW								
Sold	06/30/16	20000	1,875,559 11						
Acq	06/02/16	20000	1,875,559 11	1,818,066 34	1,818,066 34	57,492 77	57,492 77	S	
		<b>Total for 6/30/2016</b>			1,818,066 34	1,818,066.34	57,492.77	57,492 77	
Note									
256677105	DOLLAR GENERAL CORP NEW								
Sold	09/06/16	55000	3,965,534 88						
Acq	06/02/16	15000	1,081,509 51	1,363,549 76	1,363,549 76	-282,040 25	-282,040 25	S	



**Account Id: 9812000303**

Type	Description	Date	Shares	Price	Fed Cost	State Cost	Fed Gain	State Gain	(Type)
256677105	DOLLAR GENERAL CORP NEW								
	Sold	09/06/16	55000	3,965,534.88					
	Acq	05/03/16	10000	721,006.34	827,099.00	827,099.00	-106,092.66	-106,092.66	S
	Acq	05/24/16	10000	721,006.34	830,811.95	830,811.95	-109,805.61	-109,805.61	S
	Acq	06/01/16	20000	1,442,012.68	1,806,800.00	1,806,800.00	-364,787.32	-364,787.32	S
	Note		Total for 9/6/2016		4,828,260.71	4,828,260.71	-862,725.83	-862,725.83	
260543103	DOW CHEMICAL CO								
	Sold	01/29/16	10000	412,199.92					
	Acq	10/23/15	10000	412,199.92	510,437.80	510,437.80	-98,237.88	-98,237.88	S
	Note		Total for 1/29/2016		510,437.80	510,437.80	-98,237.88	-98,237.88	
30231G102	EXXON MOBIL CORP								
	Sold	08/03/16	20000	1,741,226.69					
	Acq	04/21/16	20000	1,741,226.69	1,740,797.78	1,740,797.78	428.91	428.91	S
	Note		Total for 8/3/2016		1,740,797.78	1,740,797.78	428.91	428.91	
30303M102	FACEBOOK INC CL-A								
	Sold	11/10/16	15000	1,772,962.82					
	Acq	02/01/16	15000	1,772,962.82	1,725,740.76	1,725,740.76	47,222.06	47,222.06	S
	Note		Total for 11/10/2016		1,725,740.76	1,725,740.76	47,222.06	47,222.06	
30303M102	FACEBOOK INC CL-A								
	Sold	12/20/16	7500	894,008.26					
	Acq	01/29/16	7500	894,008.26	839,700.00	839,700.00	54,308.26	54,308.26	S
	Note		Total for 12/20/2016		839,700.00	839,700.00	54,308.26	54,308.26	
314172412	FEDERATED KAUFMANN LARGE CAP								
	Sold	02/03/16	76219.51	1,290,396.33					
	Acq	05/05/15	76219.51	1,290,396.33	1,500,000.00	1,500,000.00	-209,603.67	-209,603.67	S
	Note		Total for 2/3/2016		1,500,000.00	1,500,000.00	-209,603.67	-209,603.67	

**GARDINER EUNICE FDN PMP**  
**Trust Year Ending 12/31/2016**

**Account Id: 9812000303**

Type	Description	Date	Shares	Price	Fed Cost	State Cost	Fed Gain	State Gain	(Type)
314172412	FEDERATED KAUFMANN LARGE CAP								
Sold		02/03/16	5.16	87.39					
Acq		12/04/15	5.16	87.39	98.02	98.02	-10.63	-10.63	S
Note			Total for 2/3/2016		98.02	98.02	-10.63	-10.63	
315918466	FIDELITY ADVISOR BIOTECHNOLOGY FUND								
Sold		01/29/16	15847.86	319,809.83					
Acq		03/19/15	15847.86	319,809.83	500,000.00	500,000.00	-180,190.17	-180,190.17	S
Note			Total for 1/29/2016		500,000.00	500,000.00	-180,190.17	-180,190.17	
315918466	FIDELITY ADVISOR BIOTECHNOLOGY FUND								
Sold		01/29/16	16202.2	326,960.46					
Acq		03/18/15	16202.2	326,960.46	500,000.00	500,000.00	-173,039.54	-173,039.54	S
Note			Total for 1/29/2016		500,000.00	500,000.00	-173,039.54	-173,039.54	
315918466	FIDELITY ADVISOR BIOTECHNOLOGY FUND								
Sold		01/29/16	118004.05	2,381,321.65					
Acq		03/31/15	118004.05	2,381,321.65	3,500,000.00	3,500,000.00	-1,118,678.35	-1,118,678.35	S
Note			Total for 1/29/2016		3,500,000.00	3,500,000.00	-1,118,678.35	-1,118,678.35	
315918466	FIDELITY ADVISOR BIOTECHNOLOGY FUND								
Sold		01/29/16	5504.19	111,074.55					
Acq		09/14/15	5504.19	111,074.55	162,208.49	162,208.49	-51,133.94	-51,133.94	S
Note			Total for 1/29/2016		162,208.49	162,208.49	-51,133.94	-51,133.94	
315918466	FIDELITY ADVISOR BIOTECHNOLOGY FUND								
Sold		01/29/16	1807.57	36,476.84					
Acq		09/14/15	1807.57	36,476.84	53,269.21	53,269.21	-16,792.37	-16,792.37	S
Note			Total for 1/29/2016		53,269.21	53,269.21	-16,792.37	-16,792.37	

**GARDINER EUNICE FDN PMP**  
**Trust Year Ending 12/31/2016**

**Account Id: 9812000303**

Type	Description	Date	Shares	Price	Fed Cost	State Cost	Fed Gain	State Gain	(Type)
353535305	FRANKLIN GLD & PREC METALS ADV								
Sold		10/18/16	20911 75	444,583 85					
Acq		07/22/16	20911 75	444,583 85	500,000 00	500,000 00	-55,416 15	-55,416 15	S
			Total for 10/18/2016		500,000 00	500,000 00	-55,416 15	-55,416 15	
Note									
354713398	FRANKLIN BIOTECHNOLOGY DISCOVERY								
Sold		01/28/16	4414 36	560,579 70					
Acq		11/13/14	4414 36	560,579 70	750,000 00	750,000 00	-189,420 30	-189,420 30	L
			Total for 1/28/2016		750,000 00	750,000 00	-189,420 30	-189,420 30	
Note									
354713398	FRANKLIN BIOTECHNOLOGY DISCOVERY								
Sold		01/28/16	0 03	3 43					
Acq		12/17/14	0 03	3 43	4 46	4 46	-1 03	-1 03	L
			Total for 1/28/2016		4 46	4 46	-1 03	-1 03	
Note									
354713398	FRANKLIN BIOTECHNOLOGY DISCOVERY								
Sold		01/28/16	0 14	18 03					
Acq		12/17/14	0 14	18 03	23 44	23 44	-5 41	-5 41	L
			Total for 1/28/2016		23 44	23 44	-5 41	-5 41	
Note									
354713398	FRANKLIN BIOTECHNOLOGY DISCOVERY								
Sold		01/28/16	48	6,095 52					
Acq		12/17/14	48	6,095 52	7,923 37	7,923 37	-1,827 85	-1,827 85	L
			Total for 1/28/2016		7,923 37	7,923 37	-1,827 85	-1,827 85	
Note									
354713398	FRANKLIN BIOTECHNOLOGY DISCOVERY								
Sold		01/28/16	61	7,746 39					
Acq		12/17/14	61	7,746 39	10,069 25	10,069 25	-2,322 86	-2,322 86	L
			Total for 1/28/2016		10,069 25	10,069 25	-2,322 86	-2,322 86	
Note									



**Account Id: 9812000303**

Type	Description	Date	Shares	Price	Fed Cost	State Cost	Fed Gain	State Gain	(Type)
416641207	HARTFORD GROWTH OPPORTUNITIES I								
Sold		03/28/16	7281 55	263,373 78					
Acq		04/30/15	7281 55	263,373 78	300,000 00	300,000 00	-36,626 22	-36,626 22	S
			Total for 3/28/2016		300,000 00	300,000 00	-36,626 22	-36,626 22	
Note									
416641207	HARTFORD GROWTH OPPORTUNITIES I								
Sold		03/28/16	4866 18	176,009 73					
Acq		03/30/15	4866 18	176,009 73	200,000 00	200,000 00	-23,990 27	-23,990 27	S
			Total for 3/28/2016		200,000 00	200,000 00	-23,990 27	-23,990 27	
Note									
416641207	HARTFORD GROWTH OPPORTUNITIES I								
Sold		03/28/16	15499 49	560,616 49					
Acq		03/17/15	15499 49	560,616 49	634,704 03	634,704 03	-74,087 54	-74,087 54	L
			Total for 3/28/2016		634,704 03	634,704 03	-74,087 54	-74,087 54	
Note									
416641207	HARTFORD GROWTH OPPORTUNITIES I								
Sold		04/20/16	33340 56	1,259,939 80					
Acq		03/17/15	33340 56	1,259,939 80	1,365,295 97	1,365,295 97	-105,356 17	-105,356 17	L
			Total for 4/20/2016		1,365,295 97	1,365,295 97	-105,356 17	-105,356 17	
Note									
416641207	HARTFORD GROWTH OPPORTUNITIES I								
Sold		04/20/16	96 55	3,648 74					
Acq		12/29/15	96 55	3,648 74	3,809 00	3,809 00	-160 26	-160 26	S
			Total for 4/20/2016		3,809 00	3,809 00	-160 26	-160 26	
Note									
416641207	HARTFORD GROWTH OPPORTUNITIES I								
Sold		04/20/16	4292 59	162,216 94					
Acq		12/14/15	4292 59	162,216 94	163,590 58	163,590 58	-1,373 64	-1,373 64	S
			Total for 4/20/2016		163,590 58	163,590 58	-1,373 64	-1,373 64	
Note									

**Account Id: 9812000303**

Type	Description	Date	Shares	Price	Fed Cost	State Cost	Fed Gain	State Gain	(Type)
416641207	HARTFORD GROWTH OPPORTUNITIES I								
Sold		04/20/16	1093 6	41,327 26					
Acq		12/14/15	1093 6	41,327 26	41,677 22	41,677 22	-349 96	-349 96	S
Note			Total for 4/20/2016		41,677 22	41,677.22	-349 96	-349 96	
41665H805	HARTFORD SCHRODERS TAX-AWARE BOND FUND C								
Sold		11/08/16	178839 15	2,004,786 82					
Acq		05/27/16	352 05	3,946 48	3,935 89	3,935 89	10 59	10 59	S
Acq		06/29/16	392 71	4,402 28	4,461.16	4,461 16	-58 88	-58 88	S
Acq		05/17/16	178094 39	1,996,438 06	2,000,000.00	2,000,000 00	-3,561 94	-3,561 94	S
Note			Total for 11/8/2016		2,008,397 05	2,008,397 05	-3,610 23	-3,610 23	
42809H107	HESS CORPORATION								
Sold		06/01/16	30000	1,744,483 22					
Acq		04/22/16	30000	1,744,483 22	1,903,750 89	1,903,750 89	-159,267.67	-159,267 67	S
Note			Total for 6/1/2016		1,903,750.89	1,903,750 89	-159,267 67	-159,267 67	
437076102	HOME DEPOT INC								
Sold		08/03/16	10000	1,363,975.26					
Acq		04/25/13	1000	136,397 53	73,636 30	73,636 30	62,761 23	62,761 23	L
Acq		04/25/13	500	68,198 76	36,818 15	36,818 15	31,380 61	31,380 61	L
Acq		10/23/14	8000	1,091,180 21	762,778 45	762,778 45	328,401 76	328,401 76	L
Acq		04/25/13	500	68,198 76	36,818 15	36,818 15	31,380 61	31,380 61	L
Note			Total for 8/3/2016		910,051 05	910,051 05	453,924 21	453,924 21	
437076102	HOME DEPOT INC								
Sold		11/09/16	24000	2,956,015 56					
Acq		02/19/16	5800	714,370 43	701,450 13	701,450 13	12,920 30	12,920 30	S
Acq		02/22/16	100	12,316 73	12,336 28	12,336 28	-19 55	-19 55	S
Acq		01/22/16	8000	985,338 52	985,476 38	985,476 38	-137 86	-137 86	S
Acq		10/16/15	100	12,316.73	12,266 51	12,266 51	50 22	50 22	L
Acq		10/13/15	10000	1,231,673 15	1,212,799 01	1,212,799 01	18,874 14	18,874 14	L
Note			Total for 11/9/2016		2,924,328 31	2,924,328 31	31,687 25	31,687 25	

**Account Id: 9812000303**

Type	Description	Date	Shares	Price	Fed Cost	State Cost	Fed Gain	State Gain	(Type)
45337C102	INCYTE GENOMICS, INC								
	Sold	01/19/16	5000	362,506.11					
	Acq	06/05/15	5000	362,506.11	544,750.00	544,750.00	-182,243.89	-182,243.89	S
			Total for 1/19/2016		544,750.00	544,750.00	-182,243.89	-182,243.89	
	Note								
471023465	JANUS GLOBAL LIFE SCIENCES-I								
	Sold	01/29/16	23426.52	1,060,987.05					
	Acq	08/18/15	23426.52	1,060,987.05	1,500,000.00	1,500,000.00	-439,012.95	-439,012.95	S
			Total for 1/29/2016		1,500,000.00	1,500,000.00	-439,012.95	-439,012.95	
	Note								
471023465	JANUS GLOBAL LIFE SCIENCES-I								
	Sold	01/29/16	26385.22	1,194,986.79					
	Acq	02/18/15	26385.22	1,194,986.79	1,500,000.00	1,500,000.00	-305,013.21	-305,013.21	S
			Total for 1/29/2016		1,500,000.00	1,500,000.00	-305,013.21	-305,013.21	
	Note								
471023465	JANUS GLOBAL LIFE SCIENCES-I								
	Sold	01/29/16	16428.05	744,026.16					
	Acq	01/28/15	16428.05	744,026.16	905,021.01	905,021.01	-160,994.85	-160,994.85	L
			Total for 1/29/2016		905,021.01	905,021.01	-160,994.85	-160,994.85	
	Note								
471023465	JANUS GLOBAL LIFE SCIENCES-I								
	Sold	01/29/16	19876.18	900,192.37					
	Acq	01/28/15	19876.18	900,192.37	1,094,978.99	1,094,978.99	-194,786.62	-194,786.62	L
			Total for 1/29/2016		1,094,978.99	1,094,978.99	-194,786.62	-194,786.62	
	Note								
471023465	JANUS GLOBAL LIFE SCIENCES-I								
	Sold	01/29/16	2783.45	126,062.59					
	Acq	12/17/15	2783.45	126,062.59	144,878.73	144,878.73	-18,816.14	-18,816.14	S
			Total for 1/29/2016		144,878.73	144,878.73	-18,816.14	-18,816.14	
	Note								

3/14/2017 12:28:51

**GARDINER EUNICE FDN PMP**  
**Trust Year Ending 12/31/2016**

Type	Description	Date	Shares	Price	Fed Cost	State Cost	Fed Gain	State Gain	(Type)
471023465	JANUS GLOBAL LIFE SCIENCES-I								
	Sold	01/29/16	5183.92	234,779.60					
	Acq	12/17/15	5183.92	234,779.60	269,822.87	269,822.87	-35,043.27	-35,043.27	S
			Total for 1/29/2016		269,822.87	269,822.87	-35,043.27	-35,043.27	
	Note								
47103A658	JANUS FORTY I								
	Sold	02/22/16	55187.64	1,500,000.00					
	Acq	10/15/15	55187.64	1,500,000.00	1,848,785.87	1,848,785.87	-348,785.87	-348,785.87	S
			Total for 2/22/2016		1,848,785.87	1,848,785.87	-348,785.87	-348,785.87	
	Note								
47103A658	JANUS FORTY I								
	Sold	05/10/16	34364.6	1,013,412.08					
	Acq	10/15/15	34364.6	1,013,412.08	1,151,214.13	1,151,214.13	-137,802.05	-137,802.05	S
			Total for 5/10/2016		1,151,214.13	1,151,214.13	-137,802.05	-137,802.05	
	Note								
47103A658	JANUS FORTY I								
	Sold	05/10/16	13115.66	386,780.90					
	Acq	12/17/15	13115.66	386,780.90	390,977.91	390,977.91	-4,197.01	-4,197.01	S
			Total for 5/10/2016		390,977.91	390,977.91	-4,197.01	-4,197.01	
	Note								
47103A658	JANUS FORTY I								
	Sold	05/10/16	441.6	13,022.90					
	Acq	12/17/15	441.6	13,022.90	13,164.22	13,164.22	-141.32	-141.32	S
			Total for 5/10/2016		13,164.22	13,164.22	-141.32	-141.32	
	Note								
47103C704	PERKINS BALANCED FD CL I								
	Sold	07/06/16	250.76	7,181.77					
	Acq	06/30/14	250.76	7,181.77	7,836.21	7,836.21	-654.44	-654.44	L
			Total for 7/6/2016		7,836.21	7,836.21	-654.44	-654.44	
	Note								



**GARDINER EUNICE FDN PMP**  
**Trust Year Ending 12/31/2016**

Type	Description	Date	Shares	Price	Fed Cost	State Cost	Fed Gain	State Gain	(Type)
47103C704	PERKINS BALANCED FD CL I								
Sold	07/06/16		247 41	7,085 91					
Acq	03/31/14		247 41	7,085 91	7,486 32	7,486 32	-400 41	-400 41	L
Note			Total for 7/6/2016		7,486 32	7,486 32	-400 41	-400 41	
47103C704	PERKINS BALANCED FD CL I								
Sold	07/06/16		2066 69	59,190 09					
Acq	12/17/13		2066 69	59,190 09	60,775 19	60,775 19	-1,585 10	-1,585 10	L
Note			Total for 7/6/2016		60,775 19	60,775 19	-1,585 10	-1,585 10	
47103C704	PERKINS BALANCED FD CL I								
Sold	07/06/16		374 4	10,722 84					
Acq	12/17/13		374 4	10,722 84	11,010 00	11,010 00	-287 16	-287 16	L
Note			Total for 7/6/2016		11,010 00	11,010 00	-287 16	-287 16	
47103C704	PERKINS BALANCED FD CL I								
Sold	07/06/16		0 77	21 97					
Acq	12/17/13		0 77	21 97	22 55	22 55	-0 58	-0 58	L
Note			Total for 7/6/2016		22 55	22 55	-0 58	-0 58	
47103C704	PERKINS BALANCED FD CL I								
Sold	07/06/16		0 23	6 47					
Acq	12/17/13		0 23	6 47	6 64	6 64	-0 17	-0 17	L
Note			Total for 7/6/2016		6 64	6 64	-0 17	-0 17	
47103C704	PERKINS BALANCED FD CL I								
Sold	07/06/16		259 86	7,442 30					
Acq	09/30/13		259 86	7,442 30	7,579 16	7,579 16	-136 86	-136 86	L
Note			Total for 7/6/2016		7,579 16	7,579 16	-136 86	-136 86	



**Account Id: 9812000303**

**GARDINER EUNICE FDN PMP**  
**Trust Year Ending 12/31/2016**

Type	Description	Date	Shares	Price	Fed Cost	State Cost	Fed Gain	State Gain	(Type)
52468C406	CLEARBRIDGE AGGRESSIVE GROWTH FUND								
Sold	03/17/16		124.3	24,534.14					
Acq	12/09/15		124.3	24,534.14	25,289.81	25,289.81	-755.67	-755.67	S
Note			Total for 3/17/2016		25,289.81	25,289.81	-755.67	-755.67	
52468C406	CLEARBRIDGE AGGRESSIVE GROWTH FUND								
Sold	03/17/16		26.74	5,278.14					
Acq	12/11/13		26.74	5,278.14	5,027.10	5,027.10	251.04	251.04	L
Note			Total for 3/17/2016		5,027.10	5,027.10	251.04	251.04	
52468C406	CLEARBRIDGE AGGRESSIVE GROWTH FUND								
Sold	03/17/16		1587.48	313,336.41					
Acq	03/21/13		1587.48	313,336.41	243,170.60	243,170.60	70,165.81	70,165.81	L
Note			Total for 3/17/2016		243,170.60	243,170.60	70,165.81	70,165.81	
52468C406	CLEARBRIDGE AGGRESSIVE GROWTH FUND								
Sold	03/17/16		1676.65	330,936.39					
Acq	03/21/13		1676.65	330,936.39	256,829.40	256,829.40	74,106.99	74,106.99	L
Note			Total for 3/17/2016		256,829.40	256,829.40	74,106.99	74,106.99	
540132305	LOCORR MANAGED FUTURES STRATEGY								
Sold	04/15/16		108342.36	995,666.31					
Acq	04/15/16		108342.36	995,666.31	1,000,075.00	1,000,075.00	-4,408.69	-4,408.69	S
Note			Total for 4/15/2016		1,000,075.00	1,000,075.00	-4,408.69	-4,408.69	
540132305	LOCORR MANAGED FUTURES STRATEGY								
Sold	04/15/16		471.57	4,333.69					
Acq	04/15/16		471.57	4,333.69	4,333.69	4,333.69	0.00	0.00	S
Note			Total for 4/15/2016		4,333.69	4,333.69	0.00	0.00	

3/14/2017 12:28:51

**GARDINER EUNICE FDN PMP**  
**Trust Year Ending 12/31/2016**

Type	Description	Date	Shares	Price	Fed Cost	State Cost	Fed Gain	State Gain	(Type)
55273E848	MFS INTERNATIONAL GROWTH I								
Sold		03/28/16	31665.61	902,469.91					
Acq		05/28/15	31665.61	902,469.91	1,000,000.00	1,000,000.00	-97,530.09	-97,530.09	S
			Total for 3/28/2016		1,000,000.00	1,000,000.00	-97,530.09	-97,530.09	
Note									
55273E848	MFS INTERNATIONAL GROWTH I								
Sold		03/28/16	312.24	8,898.81					
Acq		12/15/15	312.24	8,898.81	8,842.62	8,842.62	56.19	56.19	S
			Total for 3/28/2016		8,842.62	8,842.62	56.19	56.19	
Note									
55273E848	MFS INTERNATIONAL GROWTH I								
Sold		03/28/16	17.61	501.91					
Acq		12/15/15	17.61	501.91	498.73	498.73	3.18	3.18	S
			Total for 3/28/2016		498.73	498.73	3.18	3.18	
Note									
55273W103	MFS SER TR XI BLENDED RSRCH CORE								
Sold		02/19/16	22250	461,687.50					
Acq		11/13/14	22250	461,687.50	522,430.00	522,430.00	-60,742.50	-60,742.50	L
			Total for 2/19/2016		522,430.00	522,430.00	-60,742.50	-60,742.50	
Note									
55273W103	MFS SER TR XI BLENDED RSRCH CORE								
Sold		02/19/16	20339.44	422,043.33					
Acq		11/13/14	20339.44	422,043.33	477,570.00	477,570.00	-55,526.67	-55,526.67	L
			Total for 2/19/2016		477,570.00	477,570.00	-55,526.67	-55,526.67	
Note									
55273W103	MFS SER TR XI BLENDED RSRCH CORE								
Sold		02/19/16	29699.72	616,269.16					
Acq		01/08/15	29699.72	616,269.16	679,232.57	679,232.57	-62,963.41	-62,963.41	L
			Total for 2/19/2016		679,232.57	679,232.57	-62,963.41	-62,963.41	
Note									

3/14/2017 12:28:51

**GARDINER EUNICE FDN PMP**  
**Trust Year Ending 12/31/2016**

Type	Description	Date	Shares	Price	Fed Cost	State Cost	Fed Gain	State Gain	(Type)
55273W103	MFS SER TR XI BLENDED RSRCH CORE								
	Sold	05/17/16	57751 09	1,278,031 62					
	Acq	01/08/15	57751 09	1,278,031 62	1,320,767 43	1,320,767 43	-42,735 81	-42,735 81	L
			Total for 5/17/2016		1,320,767 43	1,320,767 43	-42,735 81	-42,735 81	
	Note								
55273W103	MFS SER TR XI BLENDED RSRCH CORE								
	Sold	05/17/16	0 46	10 18					
	Acq	12/11/14	0 46	10 18	10 33	10 33	-0 15	-0 15	L
			Total for 5/17/2016		10 33	10 33	-0 15	-0 15	
	Note								
55273W103	MFS SER TR XI BLENDED RSRCH CORE								
	Sold	05/17/16	474	10,489 62					
	Acq	12/11/14	474	10,489 62	10,641 31	10,641 31	-151 69	-151 69	L
			Total for 5/17/2016		10,641 31	10,641.31	-151 69	-151 69	
	Note								
55273W103	MFS SER TR XI BLENDED RSRCH CORE								
	Sold	05/17/16	655	14,495 15					
	Acq	12/11/14	655	14,495 15	14,704 75	14,704 75	-209 60	-209 60	L
			Total for 5/17/2016		14,704 75	14,704 75	-209 60	-209 60	
	Note								
55273W103	MFS SER TR XI BLENDED RSRCH CORE								
	Sold	05/17/16	815	18,035 95					
	Acq	12/11/14	815	18,035 95	18,296 75	18,296 75	-260 80	-260 80	L
			Total for 5/17/2016		18,296 75	18,296 75	-260 80	-260 80	
	Note								
55273W103	MFS SER TR XI BLENDED RSRCH CORE								
	Sold	05/17/16	0 59	13 10					
	Acq	12/11/14	0 59	13 10	13 29	13 29	-0 19	-0 19	L
			Total for 5/17/2016		13 29	13 29	-0 19	-0 19	
	Note								



**Account Id: 9812000303**

Type	Description	Date	Shares	Price	Fed Cost	State Cost	Fed Gain	State Gain	(Type)
552982811	MFS DIVERSIFIED INCOME I								
	Sold	02/19/16	1777.47	19,729.87					
	Acq	11/30/15	1777.47	19,729.87	21,151.84	21,151.84	-1,421.97	-1,421.97	S
	Note		Total for 2/19/2016		21,151.84	21,151.84	-1,421.97	-1,421.97	
552982811	MFS DIVERSIFIED INCOME I								
	Sold	02/19/16	2001.72	22,219.04					
	Acq	12/31/15	2001.72	22,219.04	22,919.64	22,919.64	-700.60	-700.60	S
	Note		Total for 2/19/2016		22,919.64	22,919.64	-700.60	-700.60	
552982811	MFS DIVERSIFIED INCOME I								
	Sold	02/19/16	14085.45	156,348.47					
	Acq	12/22/15	14085.45	156,348.47	160,714.96	160,714.96	-4,366.49	-4,366.49	S
	Note		Total for 2/19/2016		160,714.96	160,714.96	-4,366.49	-4,366.49	
552982811	MFS DIVERSIFIED INCOME I								
	Sold	02/19/16	10573.99	117,371.23					
	Acq	07/16/12	10573.99	117,371.23	119,263.62	119,263.62	-1,892.39	-1,892.39	L
	Note		Total for 2/19/2016		119,263.62	119,263.62	-1,892.39	-1,892.39	
552982811	MFS DIVERSIFIED INCOME I								
	Sold	02/19/16	1547.74	17,179.96					
	Acq	04/30/12	1547.74	17,179.96	17,441.46	17,441.46	-261.50	-261.50	L
	Note		Total for 2/19/2016		17,441.46	17,441.46	-261.50	-261.50	
552982811	MFS DIVERSIFIED INCOME I								
	Sold	02/19/16	1940.8	21,542.88					
	Acq	01/29/16	1940.8	21,542.88	21,756.37	21,756.37	-213.49	-213.49	S
	Note		Total for 2/19/2016		21,756.37	21,756.37	-213.49	-213.49	





3/14/2017 12:28:51

**Trust Year Ending 12/31/2016**

Type	Description	Date	Shares	Price	Fed Cost	State Cost	Fed Gain	State Gain	(Type)
552982811	MFS DIVERSIFIED INCOME I								
Sold	04/25/16		1579.36	18,652.22					
Acq	03/31/16		1579.36	18,652.22	18,525.87	18,525.87	126.35	126.35	S
Note			Total for 4/25/2016		18,525.87	18,525.87	126.35	126.35	
552982811	MFS DIVERSIFIED INCOME I								
Sold	04/25/16		1857	21,931.16					
Acq	02/29/16		1857	21,931.16	20,835.53	20,835.53	1,095.63	1,095.63	S
Note			Total for 4/25/2016		20,835.53	20,835.53	1,095.63	1,095.63	
552982811	MFS DIVERSIFIED INCOME I								
Sold	04/25/16		135124.02	1,595,814.65					
Acq	01/24/12		135124.02	1,595,814.65	1,465,909.63	1,465,909.63	129,905.02	129,905.02	L
Note			Total for 4/25/2016		1,465,909.63	1,465,909.63	129,905.02	129,905.02	
552982811	MFS DIVERSIFIED INCOME I								
Sold	04/25/16		30787.64	363,601.97					
Acq	01/18/12		30787.64	363,601.97	331,846.62	331,846.62	31,755.35	31,755.35	L
Note			Total for 4/25/2016		331,846.62	331,846.62	31,755.35	31,755.35	
552982811	MFS DIVERSIFIED INCOME I								
Sold	06/30/16		1119.11	13,496.45					
Acq	05/31/16		1119.11	13,496.45	13,261.44	13,261.44	235.01	235.01	S
Note			Total for 6/30/2016		13,261.44	13,261.44	235.01	235.01	
552982811	MFS DIVERSIFIED INCOME I								
Sold	06/30/16		1572.35	18,962.57					
Acq	04/29/16		1572.35	18,962.57	18,600.92	18,600.92	361.65	361.65	S
Note			Total for 6/30/2016		18,600.92	18,600.92	361.65	361.65	



**Account Id: 9812000303**

Type	Description	Date	Shares	Price	Fed Cost	State Cost	Fed Gain	State Gain	(Type)
552983694	MFS VALUE I FUND								
Sold	06/03/16		97 95	3,429 33					
Acq	12/10/15		97 95	3,429 33	3,249 11	3,249 11	180 22	180 22	S
Note			Total for 6/3/2016		3,249 11	3,249 11	180 22	180 22	
552983694	MFS VALUE I FUND								
Sold	06/03/16		420 24	14,712 57					
Acq	12/10/15		420 24	14,712 57	13,939 34	13,939 34	773 23	773 23	S
Note			Total for 6/3/2016		13,939 34	13,939 34	773 23	773 23	
552983694	MFS VALUE I FUND								
Sold	06/03/16		2672 99	93,581 31					
Acq	12/10/15		2672 99	93,581 31	88,663 00	88,663 00	4,918 31	4,918 31	S
Note			Total for 6/3/2016		88,663 00	88,663 00	4,918 31	4,918 31	
552983694	MFS VALUE I FUND								
Sold	06/03/16		354 19	12,400 05					
Acq	09/28/15		354 19	12,400 05	11,298 52	11,298 52	1,101.53	1,101.53	S
Note			Total for 6/3/2016		11,298 52	11,298 52	1,101 53	1,101.53	
552985863	MFS GROWTH FUND I								
Sold	04/20/16		26560 43	1,971,845 96					
Acq	03/19/15		26560 43	1,971,845 96	2,000,000 00	2,000,000 00	-28,154 04	-28,154 04	L
Note			Total for 4/20/2016		2,000,000 00	2,000,000 00	-28,154 04	-28,154 04	
552985863	MFS GROWTH FUND I								
Sold	04/20/16		26950 55	2,000,808 54					
Acq	03/06/15		26950 55	2,000,808 54	2,000,000 00	2,000,000 00	808 54	808 54	L
Note			Total for 4/20/2016		2,000,000 00	2,000,000 00	808 54	808 54	

**Statement of Capital Gains and Losses From Sales**  
(Does not include capital gain distributions from mutual funds or CTF's - See Tax Transaction Detail)

3/14/2017 12:28:51

**Account Id: 9812000303**

**GARDINER EUNICE FDN PMP**

**Trust Year Ending 12/31/2016**

Type	Description	Date	Shares	Price	Fed Cost	State Cost	Fed Gain	State Gain	(Type)
552985863	MFS GROWTH FUND I								
Sold	04/20/16		135 31	10,045 56					
Acq	05/30/14		135 31	10,045 56	9,371 55	9,371 55	674 01	674 01	L
Note			Total for 4/20/2016		9,371 55	9,371 55	674 01	674 01	
552985863	MFS GROWTH FUND I								
Sold	04/20/16		956 23	70,990 52					
Acq	12/17/13		956 23	70,990 52	62,777 78	62,777 78	8,212 74	8,212 74	L
Note			Total for 4/20/2016		62,777 78	62,777 78	8,212 74	8,212 74	
552985863	MFS GROWTH FUND I								
Sold	04/20/16		17693 99	1,313,601 60					
Acq	03/27/12		17693 99	1,313,601 60	892,269 23	892,269 23	421,332 37	421,332 37	L
Note			Total for 4/20/2016		892,269 23	892,269 23	421,332.37	421,332 37	
552985863	MFS GROWTH FUND I								
Sold	04/20/16		15257 38	1,132,707 82					
Acq	08/15/12		15257 38	1,132,707 82	750,093 69	750,093 69	382,614 13	382,614 13	L
Note			Total for 4/20/2016		750,093 69	750,093 69	382,614 13	382,614 13	
552985863	MFS GROWTH FUND I								
Sold	05/17/16		5083 25	370,467 41					
Acq	08/15/12		5083 25	370,467 41	249,906 31	249,906 31	120,561 10	120,561 10	L
Note			Total for 5/17/2016		249,906 31	249,906 31	120,561 10	120,561 10	
552985863	MFS GROWTH FUND I								
Sold	05/17/16		22011 89	1,604,226 32					
Acq	01/18/12		22011.89	1,604,226 32	1,000,000 00	1,000,000 00	604,226 32	604,226 32	L
Note			Total for 5/17/2016		1,000,000 00	1,000,000 00	604,226 32	604,226 32	

3/14/2017 12:28:51

**GARDINER EUNICE FDN PMP**  
**Trust Year Ending 12/31/2016**

Type	Description	Date	Shares	Price	Fed Cost	State Cost	Fed Gain	State Gain	(Type)
552987877	MFS MID CAP GROWTH FUND - I								
Sold		04/20/16	131492.44	1,932,938.84					
Acq		06/29/15	131492.44	1,932,938.84	2,000,000.00	2,000,000.00	-67,061.16	-67,061.16	S
Note			Total for 4/20/2016		2,000,000.00	2,000,000.00	-67,061.16	-67,061.16	
552987877	MFS MID CAP GROWTH FUND - I								
Sold		04/20/16	67294.75	989,232.83					
Acq		10/15/15	67294.75	989,232.83	1,000,000.00	1,000,000.00	-10,767.17	-10,767.17	S
Note			Total for 4/20/2016		1,000,000.00	1,000,000.00	-10,767.17	-10,767.17	
552987877	MFS MID CAP GROWTH FUND - I								
Sold		04/20/16	5461.91	80,290.05					
Acq		12/15/15	5461.91	80,290.05	79,033.81	79,033.81	1,256.24	1,256.24	S
Note			Total for 4/20/2016		79,033.81	79,033.81	1,256.24	1,256.24	
580135101	MC DONALDS CORP								
Sold		07/06/16	10000	1,204,194.47					
Acq		02/01/16	10000	1,204,194.47	1,247,295.20	1,247,295.20	-43,100.73	-43,100.73	S
Note			Total for 7/6/2016		1,247,295.20	1,247,295.20	-43,100.73	-43,100.73	
580135101	MC DONALDS CORP								
Sold		08/03/16	15275	1,792,415.42					
Acq		10/16/15	100	11,734.31	10,442.00	10,442.00	1,292.31	1,292.31	S
Acq		02/01/16	15000	1,760,146.08	1,870,942.80	1,870,942.80	-110,796.72	-110,796.72	S
Acq		02/22/16	175	20,535.04	20,604.50	20,604.50	-69.46	-69.46	S
Note			Total for 8/3/2016		1,901,989.30	1,901,989.30	-109,573.88	-109,573.88	
594918104	MICROSOFT CORP								
Sold		05/17/16	5000	252,674.49					
Acq		12/30/15	5000	252,674.49	283,073.39	283,073.39	-30,398.90	-30,398.90	S
Note			Total for 5/17/2016		283,073.39	283,073.39	-30,398.90	-30,398.90	

**GARDINER EUNICE FDN PMP**  
**Trust Year Ending 12/31/2016**

Type	Description	Date	Shares	Price	Fed Cost	State Cost	Fed Gain	State Gain	(Type)
594918104	MICROSOFT CORP								
Sold	06/20/16	5000	252,944.49						
Acq	12/30/15	5000	252,944.49	283,073.39	283,073.39	-30,128.90	-30,128.90	S	
Note	Total for 6/20/2016			283,073.39	283,073.39	-30,128.90	-30,128.90		
641224662	NEUBERGER BERMAN M/C GR-INS								
Sold	02/19/16	100671.14	1,130,536.91						
Acq	08/20/15	100671.14	1,130,536.91	1,500,000.00	1,500,000.00	-369,463.09	-369,463.09	S	
Note	Total for 2/19/2016			1,500,000.00	1,500,000.00	-369,463.09	-369,463.09		
641224662	NEUBERGER BERMAN M/C GR-INS								
Sold	02/19/16	693.35	7,786.37						
Acq	12/18/15	693.35	7,786.37	8,798.66	8,798.66	-1,012.29	-1,012.29	S	
Note	Total for 2/19/2016			8,798.66	8,798.66	-1,012.29	-1,012.29		
641224662	NEUBERGER BERMAN M/C GR-INS								
Sold	02/19/16	8221.08	92,322.73						
Acq	12/18/15	8221.08	92,322.73	104,325.50	104,325.50	-12,002.77	-12,002.77	S	
Note	Total for 2/19/2016			104,325.50	104,325.50	-12,002.77	-12,002.77		
651229106	NEWELL RUBBERMAID INC								
Sold	11/10/16	50000	2,389,037.97						
Acq	09/14/16	25000	1,194,518.99	1,262,000.49	1,262,000.49	-67,481.50	-67,481.50	S	
Acq	08/08/16	25000	1,194,518.99	1,350,750.00	1,350,750.00	-156,231.01	-156,231.01	S	
Note	Total for 11/10/2016			2,612,750.49	2,612,750.49	-223,712.52	-223,712.52		
654106103	NIKE INC B								
Sold	05/26/16	10000	557,387.85						
Acq	03/23/16	10000	557,387.85	622,951.10	622,951.10	-65,563.25	-65,563.25	S	
Note	Total for 5/26/2016			622,951.10	622,951.10	-65,563.25	-65,563.25		

**Account Id: 9812000303**

Type	Description	Date	Shares	Price	Fed Cost	State Cost	Fed Gain	State Gain	(Type)
654106103	NIKE INC B								
	Sold	05/26/16	10000	557,387.85					
	Acq	03/28/16	10000	557,387.85	617,498.00	617,498.00	-60,110.15	-60,110.15	S
	Note			Total for 5/26/2016	617,498.00	617,498.00	-60,110.15	-60,110.15	
66538A422	NORTHERN LTS FD TR II LONGBOARD								
	Sold	03/30/16	157728.71	1,676,656.14					
	Acq	03/12/15	157728.71	1,676,656.14	2,000,000.00	2,000,000.00	-323,343.86	-323,343.86	L
	Note			Total for 3/30/2016	2,000,000.00	2,000,000.00	-323,343.86	-323,343.86	
66538A422	NORTHERN LTS FD TR II LONGBOARD								
	Sold	03/30/16	82101.81	872,742.19					
	Acq	01/23/15	82101.81	872,742.19	1,000,000.00	1,000,000.00	-127,257.81	-127,257.81	L
	Note			Total for 3/30/2016	1,000,000.00	1,000,000.00	-127,257.81	-127,257.81	
66538A422	NORTHERN LTS FD TR II LONGBOARD								
	Sold	03/30/16	83822.3	891,031.01					
	Acq	01/19/16	83822.3	891,031.01	1,000,000.00	1,000,000.00	-108,968.99	-108,968.99	S
	Note			Total for 3/30/2016	1,000,000.00	1,000,000.00	-108,968.99	-108,968.99	
66538A422	NORTHERN LTS FD TR II LONGBOARD								
	Sold	03/30/16	52640.7	559,570.63					
	Acq	01/07/15	52640.7	559,570.63	608,000.07	608,000.07	-48,429.44	-48,429.44	L
	Note			Total for 3/30/2016	608,000.07	608,000.07	-48,429.44	-48,429.44	
66538A422	NORTHERN LTS FD TR II LONGBOARD								
	Sold	04/15/16	207099.56	2,184,900.37					
	Acq	01/07/15	207099.56	2,184,900.37	2,391,999.93	2,391,999.93	-207,099.56	-207,099.56	L
	Note			Total for 4/15/2016	2,391,999.93	2,391,999.93	-207,099.56	-207,099.56	

3/14/2017 12:28:51

**GARDINER EUNICE FDN PMP**  
**Trust Year Ending 12/31/2016**

Type	Description	Date	Shares	Price	Fed Cost	State Cost	Fed Gain	State Gain	(Type)
66538A422	NORTHERN LTS FD TR II LONGBOARD								
Sold	04/15/16	172047.36	1,815,099.63						
Acq	12/05/14	172047.36	1,815,099.63	1,935,532.78	1,935,532.78	-120,433.15	-120,433.15		L
		Total for 4/15/2016		1,935,532.78	1,935,532.78	-120,433.15	-120,433.15		
Note									
66538A422	NORTHERN LTS FD TR II LONGBOARD								
Sold	04/19/16	94619.31	969,847.91						
Acq	12/05/14	94619.31	969,847.91	1,064,467.22	1,064,467.22	-94,619.31	-94,619.31		L
		Total for 4/19/2016		1,064,467.22	1,064,467.22	-94,619.31	-94,619.31		
Note									
66538A422	NORTHERN LTS FD TR II LONGBOARD								
Sold	04/19/16	28184.15	288,887.56						
Acq	12/01/15	28184.15	288,887.56	316,226.19	316,226.19	-27,338.63	-27,338.63		S
		Total for 4/19/2016		316,226.19	316,226.19	-27,338.63	-27,338.63		
Note									
66538A422	NORTHERN LTS FD TR II LONGBOARD								
Sold	04/19/16	51779.08	530,735.52						
Acq	12/01/15	51779.08	530,735.52	580,961.23	580,961.23	-50,225.71	-50,225.71		S
		Total for 4/19/2016		580,961.23	580,961.23	-50,225.71	-50,225.71		
Note									
66538A422	NORTHERN LTS FD TR II LONGBOARD								
Sold	04/19/16	12968.67	132,928.88						
Acq	12/01/15	12968.67	132,928.88	145,508.49	145,508.49	-12,579.61	-12,579.61		S
		Total for 4/19/2016		145,508.49	145,508.49	-12,579.61	-12,579.61		
Note									
66538A422	NORTHERN LTS FD TR II LONGBOARD								
Sold	11/11/16	178412.13	1,812,667.26						
Acq	07/07/16	178412.13	1,812,667.26	2,000,000.00	2,000,000.00	-187,332.74	-187,332.74		S
		Total for 11/11/2016		2,000,000.00	2,000,000.00	-187,332.74	-187,332.74		
Note									



## ccount id: 9812000303

Type	Description	Date	Shares	Price	Fed Cost	State Cost	Fed Gain	State Gain	(Type)
70729672	NUVEEN LARGE CAP CORE PL-I								
Sold		02/19/16	41987.48	965,292.05					
Acq		12/31/13	41987.48	965,292.05	999,999.99	999,999.99	-34,707.94	-34,707.94	L
			Total for 2/19/2016		999,999.99	999,999.99	-34,707.94	-34,707.94	
Note									
7103H107	O'REILLY AUTOMOTIVE INC								
Sold		06/30/16	4000	1,084,948.22					
Acq		03/23/16	4000	1,084,948.22	1,106,198.00	1,106,198.00	-21,249.78	-21,249.78	S
			Total for 6/30/2016		1,106,198.00	1,106,198.00	-21,249.78	-21,249.78	
Note									
7103H107	O'REILLY AUTOMOTIVE INC								
Sold		06/30/16	2000	542,474.11					
Acq		08/17/15	2000	542,474.11	508,634.97	508,634.97	33,839.14	33,839.14	S
			Total for 6/30/2016		508,634.97	508,634.97	33,839.14	33,839.14	
Note									
7103H107	O'REILLY AUTOMOTIVE INC								
Sold		06/30/16	1000	271,237.06					
Acq		07/21/15	1000	271,237.06	240,382.00	240,382.00	30,855.06	30,855.06	S
			Total for 6/30/2016		240,382.00	240,382.00	30,855.06	30,855.06	
Note									
7103H107	O'REILLY AUTOMOTIVE INC								
Sold		06/30/16	1000	271,237.06					
Acq		03/30/15	1000	271,237.06	219,222.56	219,222.56	52,014.50	52,014.50	L
			Total for 6/30/2016		219,222.56	219,222.56	52,014.50	52,014.50	
Note									
723695409	PIONEER FUNDAMENTAL GROWTH FD -Y								
Sold		07/20/16	97.55	1,925.56					
Acq		11/23/15	97.55	1,925.56	1,905.07	1,905.07	20.49	20.49	S
			Total for 7/20/2016		1,905.07	1,905.07	20.49	20.49	
Note									

**GARDINER EUNICE FDN PMP**  
**Trust Year Ending 12/31/2016**

**Account Id: 9812000303**

Type	Description	Date	Shares	Price	Fed Cost	State Cost	Fed Gain	State Gain	(Type)
723695409	PIONEER FUNDAMENTAL GROWTH FD -Y								
Sold	07/20/16		6239 69	123,171 54					
Acq	11/23/15		6239 69	123,171 54	121,861 21	121,861 21	1,310 33	1,310 33	S
Note			Total for 7/20/2016		121,861.21	121,861 21	1,310 33	1,310 33	
723695409	PIONEER FUNDAMENTAL GROWTH FD -Y								
Sold	07/20/16		76923 08	1,518,461 53					
Acq	03/18/15		76923 08	1,518,461 53	1,500,000 00	1,500,000 00	18,461 53	18,461 53	L
Note			Total for 7/20/2016		1,500,000 00	1,500,000 00	18,461 53	18,461 53	
723695409	PIONEER FUNDAMENTAL GROWTH FD -Y								
Sold	07/20/16		913 94	18,041 20					
Acq	12/23/15		913 94	18,041 20	17,565 94	17,565 94	475 26	475 26	S
Note			Total for 7/20/2016		17,565 94	17,565 94	475.26	475.26	
723695409	PIONEER FUNDAMENTAL GROWTH FD -Y								
Sold	07/20/16		17142.87	338,400 17					
Acq	01/15/15		17142 87	338,400 17	314,228 73	314,228 73	24,171 44	24,171 44	L
Note			Total for 7/20/2016		314,228 73	314,228 73	24,171 44	24,171 44	
723695409	PIONEER FUNDAMENTAL GROWTH FD -Y								
Sold	07/26/16		17820 77	350,000 00					
Acq	01/15/15		17820 77	350,000 00	326,654 79	326,654 79	23,345 21	23,345 21	L
Note			Total for 7/26/2016		326,654 79	326,654 79	23,345 21	23,345 21	
746778505	PUTNAM HEALTH SCIENCES TR GLOBAL								
Sold	01/22/16		39164.49	2,390,208.87					
Acq	12/11/14		39164 49	2,390,208 87	3,000,000 00	3,000,000 00	-609,791 13	-609,791 13	L
Note			Total for 1/22/2016		3,000,000 00	3,000,000 00	-609,791 13	-609,791 13	

3/14/2017 12:28:51

**GARDINER EUNICE FDN PMP**

**Trust Year Ending 12/31/2016**

Type	Description	Date	Shares	Price	Fed Cost	State Cost	Fed Gain	State Gain	(Type)
746778505	PUTNAM HEALTH SCIENCES TR GLOBAL								
Sold		01/22/16	9991 66	609,791 13					
Acq		01/08/15	9991 66	609,791 13	713,304 75	713,304 75	-103,513 62	-103,513 62	L
Note			Total for 1/22/2016		713,304 75	713,304 75	-103,513 62	-103,513 62	
746778505	PUTNAM HEALTH SCIENCES TR GLOBAL								
Sold		01/29/16	4015 9	237,781 56					
Acq		01/08/15	4015 9	237,781 56	286,695 25	286,695 25	-48,913 69	-48,913 69	L
Note			Total for 1/29/2016		286,695 25	286,695 25	-48,913 69	-48,913 69	
746778505	PUTNAM HEALTH SCIENCES TR GLOBAL								
Sold		01/29/16	0 92	54 24					
Acq		12/26/14	0 92	54 24	62 86	62 86	-8 62	-8 62	L
Note			Total for 1/29/2016		62 86	62 86	-8 62	-8 62	
746778505	PUTNAM HEALTH SCIENCES TR GLOBAL								
Sold		01/29/16	0 71	41 74					
Acq		12/26/14	0 71	41 74	48 38	48 38	-6 64	-6 64	L
Note			Total for 1/29/2016		48 38	48 38	-6 64	-6 64	
746778505	PUTNAM HEALTH SCIENCES TR GLOBAL								
Sold		01/29/16	267	15,809 07					
Acq		12/26/14	267	15,809 07	18,321 57	18,321 57	-2,512 50	-2,512 50	L
Note			Total for 1/29/2016		18,321 57	18,321 57	-2,512 50	-2,512 50	
746778505	PUTNAM HEALTH SCIENCES TR GLOBAL								
Sold		01/29/16	961	56,900 81					
Acq		12/26/14	961	56,900 81	65,943 79	65,943 79	-9,042 98	-9,042 98	L
Note			Total for 1/29/2016		65,943 79	65,943 79	-9,042 98	-9,042 98	

3/14/2017 12:28:51

**GARDINER EUNICE FDN PMP**  
**Trust Year Ending 12/31/2016**

Type	Description	Date	Shares	Price	Fed Cost	State Cost	Fed Gain	State Gain	(Type)
746778505	PUTNAM HEALTH SCIENCES TR GLOBAL								
Sold	01/29/16	2334	138,196.14						
Acq	12/26/14	2334	138,196.14	160,159.07	160,159.07	-21,962.93	-21,962.93	L	
Note		Total for 1/29/2016		160,159.07	160,159.07	-21,962.93	-21,962.93		
746778505	PUTNAM HEALTH SCIENCES TR GLOBAL								
Sold	01/29/16	0.11	6.39						
Acq	12/26/14	0.11	6.39	7.41	7.41	-1.02	-1.02	L	
Note		Total for 1/29/2016		7.41	7.41	-1.02	-1.02		
746778505	PUTNAM HEALTH SCIENCES TR GLOBAL								
Sold	01/29/16	5992.22	354,799.53						
Acq	12/28/15	5992.22	354,799.53	400,100.75	400,100.75	-45,301.22	-45,301.22	S	
Note		Total for 1/29/2016		400,100.75	400,100.75	-45,301.22	-45,301.22		
746778505	PUTNAM HEALTH SCIENCES TR GLOBAL								
Sold	01/29/16	989.92	58,613.34						
Acq	12/28/15	989.92	58,613.34	66,097.19	66,097.19	-7,483.85	-7,483.85	S	
Note		Total for 1/29/2016		66,097.19	66,097.19	-7,483.85	-7,483.85		
74972H689	RS SMALL CAP GROWTH Y								
Sold	01/22/16	25595.09	1,507,806.53						
Acq	06/22/15	25595.09	1,507,806.53	2,000,000.00	2,000,000.00	-492,193.47	-492,193.47	S	
Note		Total for 1/22/2016		2,000,000.00	2,000,000.00	-492,193.47	-492,193.47		
74972H689	RS SMALL CAP GROWTH Y								
Sold	01/22/16	8355.01	492,193.47						
Acq	12/24/14	8355.01	492,193.47	560,537.41	560,537.41	-68,343.94	-68,343.94	L	
Note		Total for 1/22/2016		560,537.41	560,537.41	-68,343.94	-68,343.94		

**GARDINER EUNICE FDN PMP**  
**Trust Year Ending 12/31/2016**

**Account Id: 9812000303**

Type	Description	Date	Shares	Price	Fed Cost	State Cost	Fed Gain	State Gain	(Type)
74972H689	RS SMALL CAP GROWTH Y								
Sold	01/29/16		14003 02	811,475 01					
Acq	12/24/14		14003 02	811,475 01	939,462 59	939,462 59	-127,987 58	-127,987 58	L
Note			Total for 1/29/2016		939,462 59	939,462 59	-127,987 58	-127,987 58	
74972H689	RS SMALL CAP GROWTH Y								
Sold	01/29/16		80 29	4,652 86					
Acq	12/18/15		80 29	4,652 86	5,385 13	5,385 13	-732 27	-732 27	S
Note			Total for 1/29/2016		5,385 13	5,385 13	-732 27	-732 27	
74972H689	RS SMALL CAP GROWTH Y								
Sold	01/29/16		614 09	35,586 46					
Acq	12/18/15		614 09	35,586 46	41,186 93	41,186 93	-5,600 47	-5,600 47	S
Note			Total for 1/29/2016		41,186 93	41,186 93	-5,600 47	-5,600 47	
75886F107	REGENERON PHARMACEUTICALS INC								
Sold	01/29/16		1000	409,001 07					
Acq	10/23/15		1000	409,001 07	531,471 40	531,471 40	-122,470 33	-122,470 33	S
Note			Total for 1/29/2016		531,471 40	531,471 40	-122,470 33	-122,470 33	
78356A137	RYDEX MULTI HED STRAT - I								
Sold	07/06/16		40650 41	992,682 94					
Acq	12/16/15		40650 41	992,682 94	1,000,000 00	1,000,000 00	-7,317 06	-7,317 06	S
Note			Total for 7/6/2016		1,000,000 00	1,000,000 00	-7,317 06	-7,317 06	









**Account Id: 9812000303**

Type	Description	Date	Shares	Price	Fed Cost	State Cost	Fed Gain	State Gain	(Type)
855244109	STARBUCKS CORP								
	Sold	06/02/16	10000	545,694.49					
	Acq	10/15/15	10000	545,694.49	593,299.00	593,299.00	-47,604.51	-47,604.51	S
			Total for 6/2/2016		593,299.00	593,299.00	-47,604.51	-47,604.51	
	Note								
85917L742	STERLING CAP FDS SPECIAL								
	Sold	05/17/16	43772.72	957,309.47					
	Acq	05/16/14	43772.72	957,309.47	1,000,000.00	1,000,000.00	-42,690.53	-42,690.53	L
			Total for 5/17/2016		1,000,000.00	1,000,000.00	-42,690.53	-42,690.53	
	Note								
85917L742	STERLING CAP FDS SPECIAL								
	Sold	05/17/16	0.18	4.02					
	Acq	12/10/14	0.18	4.02	4.20	4.20	-0.18	-0.18	L
			Total for 5/17/2016		4.20	4.20	-0.18	-0.18	
	Note								
85917L742	STERLING CAP FDS SPECIAL								
	Sold	05/17/16	665	14,543.55					
	Acq	12/10/14	665	14,543.55	15,175.31	15,175.31	-631.76	-631.76	L
			Total for 5/17/2016		15,175.31	15,175.31	-631.76	-631.76	
	Note								
85917L742	STERLING CAP FDS SPECIAL								
	Sold	05/17/16	1630	35,648.10					
	Acq	12/10/14	1630	35,648.10	37,196.60	37,196.60	-1,548.50	-1,548.50	L
			Total for 5/17/2016		37,196.60	37,196.60	-1,548.50	-1,548.50	
	Note								
85917L742	STERLING CAP FDS SPECIAL								
	Sold	05/17/16	0.18	3.91					
	Acq	12/10/14	0.18	3.91	4.08	4.08	-0.17	-0.17	L
			Total for 5/17/2016		4.08	4.08	-0.17	-0.17	
	Note								







**GARDINER EUNICE FDN PMP**  
**Trust Year Ending 12/31/2016**

**Account Id: 9812000303**

Type	Description	Date	Shares	Price	Fed Cost	State Cost	Fed Gain	State Gain	(Type)
90262H163	UBS SELECT PRIME CAPITAL								
Sold		01/05/16	957877 14	957,877 14					
Acq		01/04/16	957877 14	957,877 14	957,877 14	957,877 14	0 00	0 00	S
			Total for 1/5/2016		957,877 14	957,877 14	0 00	0 00	
Note									
90262H163	UBS SELECT PRIME CAPITAL								
Sold		01/20/16	526803 07	526,803 07					
Acq		01/04/16	526803 07	526,803 07	526,803 07	526,803 07	0 00	0 00	S
			Total for 1/20/2016		526,803 07	526,803 07	0 00	0 00	
Note									
90262H163	UBS SELECT PRIME CAPITAL								
Sold		01/22/16	62728 8	62,728 80					
Acq		01/04/16	62728 8	62,728 80	62,728 80	62,728 80	0 00	0 00	S
			Total for 1/22/2016		62,728 80	62,728 80	0 00	0 00	
Note									
90262H163	UBS SELECT PRIME CAPITAL								
Sold		01/22/16	157 58	157 58					
Acq		12/31/15	157 58	157 58	157 58	157 58	0 00	0 00	S
			Total for 1/22/2016		157 58	157 58	0 00	0 00	
Note									
90262H163	UBS SELECT PRIME CAPITAL								
Sold		01/22/16	882712 55	882,712 55					
Acq		12/21/15	882712 55	882,712 55	882,712 55	882,712 55	0 00	0 00	S
			Total for 1/22/2016		882,712 55	882,712 55	0 00	0 00	
Note									
90262H163	UBS SELECT PRIME CAPITAL								
Sold		01/22/16	83665 9	83,665 90					
Acq		12/21/15	83665 9	83,665 90	83,665 90	83,665 90	0 00	0 00	S
			Total for 1/22/2016		83,665 90	83,665 90	0 00	0 00	
Note									

## Account Id: 9812000303

Type	Description	Date	Shares	Price	Fed Cost	State Cost	Fed Gain	State Gain	(Type)
90262H163	UBS SELECT PRIME CAPITAL								
Sold		01/22/16	3.5	3.50					
Acq		01/05/16	3.5	3.50	3.50	3.50	0.00	0.00	S
Note			Total for 1/22/2016		3.50	3.50	0.00	0.00	
90262H163	UBS SELECT PRIME CAPITAL								
Sold		01/22/16	3,512.5	3,512.50					
Acq		01/08/16	3,512.5	3,512.50	3,512.50	3,512.50	0.00	0.00	S
Note			Total for 1/22/2016		3,512.50	3,512.50	0.00	0.00	
90262H163	UBS SELECT PRIME CAPITAL								
Sold		01/22/16	2,840.98	2,840.98					
Acq		01/12/16	2,840.98	2,840.98	2,840.98	2,840.98	0.00	0.00	S
Note			Total for 1/22/2016		2,840.98	2,840.98	0.00	0.00	
90262H163	UBS SELECT PRIME CAPITAL								
Sold		01/22/16	139,684.52	139,684.52					
Acq		01/19/16	139,684.52	139,684.52	139,684.52	139,684.52	0.00	0.00	S
Note			Total for 1/22/2016		139,684.52	139,684.52	0.00	0.00	
90262H163	UBS SELECT PRIME CAPITAL								
Sold		01/22/16	379,543.98	379,543.98					
Acq		11/30/15	379,543.98	379,543.98	379,543.98	379,543.98	0.00	0.00	S
Note			Total for 1/22/2016		379,543.98	379,543.98	0.00	0.00	
90262H163	UBS SELECT PRIME CAPITAL								
Sold		01/22/16	23.18	23.18					
Acq		12/01/15	23.18	23.18	23.18	23.18	0.00	0.00	S
Note			Total for 1/22/2016		23.18	23.18	0.00	0.00	



**Statement of Capital Gains and Losses From Sales**  
**(Does not include capital gain distributions from mutual**  
**funds or CTF's - See Tax Transaction Detail)**  
**GARDINER EUNICE FDN PMP**  
**Trust Year Ending 12/31/2016**

**Account Id: 9812000303**

Type	Description	Date	Shares	Price	Fed Cost	State Cost	Fed Gain	State Gain	(Type)
90262H163	UBS SELECT PRIME CAPITAL								
Sold		01/22/16	184 42	184 42					
Acq		01/21/16	184 42	184 42	184 42	184 42	0 00	0 00	S
			Total for 1/22/2016		184 42	184 42	0 00	0 00	
Note									
90262H163	UBS SELECT PRIME CAPITAL								
Sold		01/27/16	1694257 9	1,694,257 90					
Acq		01/26/16	1694257 9	1,694,257 90	1,694,257 90	1,694,257 90	0 00	0 00	S
			Total for 1/27/2016		1,694,257 90	1,694,257 90	0 00	0 00	
Note									
90262H163	UBS SELECT PRIME CAPITAL								
Sold		02/03/16	4600	4,600 00					
Acq		01/29/16	4600	4,600 00	4,600 00	4,600 00	0 00	0 00	S
			Total for 2/3/2016		4,600 00	4,600 00	0 00	0 00	
Note									
90262H163	UBS SELECT PRIME CAPITAL								
Sold		02/03/16	1642839 08	1,642,839 08					
Acq		02/01/16	1642839 08	1,642,839 08	1,642,839 08	1,642,839 08	0 00	0 00	S
			Total for 2/3/2016		1,642,839 08	1,642,839 08	0 00	0 00	
Note									
90262H163	UBS SELECT PRIME CAPITAL								
Sold		02/03/16	416 44	416 44					
Acq		01/29/16	416 44	416 44	416 44	416 44	0 00	0 00	S
			Total for 2/3/2016		416 44	416 44	0 00	0 00	
Note									
90262H163	UBS SELECT PRIME CAPITAL								
Sold		02/03/16	68098 6	68,098 60					
Acq		02/02/16	68098 6	68,098 60	68,098 60	68,098 60	0 00	0 00	S
			Total for 2/3/2016		68,098 60	68,098 60	0 00	0.00	
Note									



**GARDINER EUNICE FDN PMP**  
**Trust Year Ending 12/31/2016**

Type	Description	Date	Shares	Price	Fed Cost	State Cost	Fed Gain	State Gain	(Type)
90262H163	UBS SELECT PRIME CAPITAL								
Sold		02/04/16	10287539 71	10,287,539 71					
Acq		02/02/16	10287539 71	10,287,539 71	10,287,539 71	10,287,539 71	0 00	0 00	S
			Total for 2/4/2016		10,287,539 71	10,287,539 71	0 00	0 00	
Note									
90262H163	UBS SELECT PRIME CAPITAL								
Sold		02/11/16	3 36	3 36					
Acq		02/08/16	3 36	3 36	3 36	3 36	0 00	0 00	S
			Total for 2/11/2016		3 36	3 36	0 00	0 00	
Note									
90262H163	UBS SELECT PRIME CAPITAL								
Sold		02/11/16	3156 28	3,156 28					
Acq		02/02/16	3156 28	3,156 28	3,156 28	3,156 28	0 00	0 00	S
			Total for 2/11/2016		3,156 28	3,156 28	0 00	0 00	
Note									
90262H163	UBS SELECT PRIME CAPITAL								
Sold		02/19/16	110 74	110 74					
Acq		02/18/16	110 74	110 74	110 74	110 74	0 00	0 00	S
			Total for 2/19/2016		110 74	110 74	0 00	0 00	
Note									
90262H163	UBS SELECT PRIME CAPITAL								
Sold		02/19/16	756412 51	756,412 51					
Acq		02/02/16	756412 51	756,412 51	756,412 51	756,412 51	0 00	0 00	S
			Total for 2/19/2016		756,412 51	756,412 51	0 00	0 00	
Note									
90262H163	UBS SELECT PRIME CAPITAL								
Sold		02/19/16	1243476 75	1,243,476 75					
Acq		01/26/16	1243476 75	1,243,476 75	1,243,476 75	1,243,476 75	0 00	0 00	S
			Total for 2/19/2016		1,243,476 75	1,243,476 75	0 00	0 00	
Note									

**Account Id: 9812000303**

Type	Description	Date	Shares	Price	Fed Cost	State Cost	Fed Gain	State Gain	(Type)
90262H163	UBS SELECT PRIME CAPITAL								
Sold		02/25/16	6000	6,000.00					
Acq		02/22/16	6000	6,000.00	6,000.00	6,000.00	0.00	0.00	S
			Total for 2/25/2016		6,000.00	6,000.00	0.00	0.00	
Note									
90262H163	UBS SELECT PRIME CAPITAL								
Sold		02/25/16	1860129.4	1,860,129.40					
Acq		02/23/16	1860129.4	1,860,129.40	1,860,129.40	1,860,129.40	0.00	0.00	S
			Total for 2/25/2016		1,860,129.40	1,860,129.40	0.00	0.00	
Note									
90262H163	UBS SELECT PRIME CAPITAL								
Sold		03/11/16	1173.87	1,173.87					
Acq		02/29/16	1173.87	1,173.87	1,173.87	1,173.87	0.00	0.00	S
			Total for 3/11/2016		1,173.87	1,173.87	0.00	0.00	
Note									
90262H163	UBS SELECT PRIME CAPITAL								
Sold		03/11/16	4.34	4.34					
Acq		03/08/16	4.34	4.34	4.34	4.34	0.00	0.00	S
			Total for 3/11/2016		4.34	4.34	0.00	0.00	
Note									
90262H163	UBS SELECT PRIME CAPITAL								
Sold		03/11/16	1940.18	1,940.18					
Acq		02/23/16	1940.18	1,940.18	1,940.18	1,940.18	0.00	0.00	S
			Total for 3/11/2016		1,940.18	1,940.18	0.00	0.00	
Note									
90262H163	UBS SELECT PRIME CAPITAL								
Sold		03/17/16	2000000	2,000,000.00					
Acq		02/23/16	2000000	2,000,000.00	2,000,000.00	2,000,000.00	0.00	0.00	S
			Total for 3/17/2016		2,000,000.00	2,000,000.00	0.00	0.00	
Note									

**GARDINER EUNICE FDN PMP**  
**Trust Year Ending 12/31/2016**

ccount id: 9812000303

Type	Description	Date	Shares	Price	Fed Cost	State Cost	Fed Gain	State Gain	(Type)
0262H163	UBS SELECT PRIME CAPITAL								
Sold		03/22/16	2051185 46	2,051,185 46					
Acq		03/21/16	2051185 46	2,051,185 46	2,051,185 46	2,051,185 46	0 00	0 00	S
			Total for 3/22/2016		2,051,185 46	2,051,185 46	0 00	0 00	
Note									
0262H163	UBS SELECT PRIME CAPITAL								
Sold		03/29/16	3280587 37	3,280,587 37					
Acq		03/21/16	3280587 37	3,280,587 37	3,280,587 37	3,280,587 37	0 00	0 00	S
			Total for 3/29/2016		3,280,587 37	3,280,587 37	0 00	0 00	
Note									
0262H163	UBS SELECT PRIME CAPITAL								
Sold		03/29/16	245429 27	245,429 27					
Acq		03/28/16	245429 27	245,429 27	245,429 27	245,429 27	0 00	0 00	S
			Total for 3/29/2016		245,429 27	245,429 27	0 00	0 00	
Note									
0262H163	UBS SELECT PRIME CAPITAL								
Sold		03/31/16	290862 04	290,862 04					
Acq		03/28/16	290862 04	290,862 04	290,862 04	290,862 04	0 00	0 00	S
			Total for 3/31/2016		290,862 04	290,862 04	0 00	0 00	
Note									
0262H163	UBS SELECT PRIME CAPITAL								
Sold		03/31/16	747050 21	747,050 21					
Acq		02/23/16	747050 21	747,050 21	747,050 21	747,050 21	0 00	0 00	S
			Total for 3/31/2016		747,050 21	747,050 21	0 00	0 00	
Note									
0262H163	UBS SELECT PRIME CAPITAL								
Sold		04/01/16	1668 6	1,668 60					
Acq		03/31/16	1668 6	1,668 60	1,668 60	1,668 60	0 00	0 00	S
			Total for 4/1/2016		1,668 60	1,668 60	0 00	0 00	
Note									

**GARDINER EUNICE FDN PMP**  
**Trust Year Ending 12/31/2016**

Type	Description	Date	Shares	Price	Fed Cost	State Cost	Fed Gain	State Gain	(Type)
90262H163	UBS SELECT PRIME CAPITAL								
Sold		04/01/16	1409017 76	1,409,017 76					
Acq		02/23/16	1409017 76	1,409,017 76	1,409,017 76	1,409,017 76	0 00	0 00	S
			Total for 4/1/2016		1,409,017 76	1,409,017 76	0 00	0 00	
Note									
90262H163	UBS SELECT PRIME CAPITAL								
Sold		04/01/16	3300	3,300 00					
Acq		03/09/16	3300	3,300 00	3,300 00	3,300 00	0 00	0 00	S
			Total for 4/1/2016		3,300 00	3,300 00	0 00	0 00	
Note									
90262H163	UBS SELECT PRIME CAPITAL								
Sold		04/01/16	196373 3	196,373 30					
Acq		02/24/16	196373 3	196,373 30	196,373 30	196,373 30	0 00	0 00	S
			Total for 4/1/2016		196,373 30	196,373 30	0 00	0.00	
Note									
90262H163	UBS SELECT PRIME CAPITAL								
Sold		04/01/16	3600	3,600 00					
Acq		03/11/16	3600	3,600.00	3,600 00	3,600 00	0 00	0 00	S
			Total for 4/1/2016		3,600 00	3,600 00	0 00	0.00	
Note									
90262H163	UBS SELECT PRIME CAPITAL								
Sold		04/01/16	38350	38,350 00					
Acq		03/16/16	38350	38,350 00	38,350 00	38,350.00	0 00	0 00	S
			Total for 4/1/2016		38,350 00	38,350 00	0 00	0 00	
Note									
90262H163	UBS SELECT PRIME CAPITAL								
Sold		04/01/16	329388 38	329,388 38					
Acq		01/26/16	329388 38	329,388 38	329,388 38	329,388 38	0 00	0 00	S
			Total for 4/1/2016		329,388 38	329,388 38	0 00	0 00	
Note									

**Account Id: 9812000303**

Type	Description	Date	Shares	Price	Fed Cost	State Cost	Fed Gain	State Gain	(Type)
90262H163	UBS SELECT PRIME CAPITAL								
Sold	04/11/16		21044.74	21,044.74					
Acq	04/08/16		21044.74	21,044.74	21,044.74	21,044.74	0.00	0.00	S
Note			Total for 4/11/2016		21,044.74	21,044.74	0.00	0.00	
90262H163	UBS SELECT PRIME CAPITAL								
Sold	04/11/16		14952.49	14,952.49					
Acq	04/04/16		14952.49	14,952.49	14,952.49	14,952.49	0.00	0.00	S
Note			Total for 4/11/2016		14,952.49	14,952.49	0.00	0.00	
90262H163	UBS SELECT PRIME CAPITAL								
Sold	04/11/16		4.34	4.34					
Acq	04/08/16		4.34	4.34	4.34	4.34	0.00	0.00	S
Note			Total for 4/11/2016		4.34	4.34	0.00	0.00	
90262H163	UBS SELECT PRIME CAPITAL								
Sold	04/11/16		3625869.75	3,625,869.75					
Acq	04/05/16		3625869.75	3,625,869.75	3,625,869.75	3,625,869.75	0.00	0.00	S
Note			Total for 4/11/2016		3,625,869.75	3,625,869.75	0.00	0.00	
90262H163	UBS SELECT PRIME CAPITAL								
Sold	04/11/16		3246.51	3,246.51					
Acq	04/05/16		3246.51	3,246.51	3,246.51	3,246.51	0.00	0.00	S
Note			Total for 4/11/2016		3,246.51	3,246.51	0.00	0.00	
90262H163	UBS SELECT PRIME CAPITAL								
Sold	04/15/16		370883.74	370,883.74					
Acq	04/05/16		370883.74	370,883.74	370,883.74	370,883.74	0.00	0.00	S
Note			Total for 4/15/2016		370,883.74	370,883.74	0.00	0.00	

**Account Id: 9812000303**

Type	Description	Date	Shares	Price	Fed Cost	State Cost	Fed Gain	State Gain	(Type)
90262H163	UBS SELECT PRIME CAPITAL								
Sold		04/15/16	1120146 98	1,120,146 98					
Acq		01/26/16	1120146 98	1,120,146 98	1,120,146 98	1,120,146 98	0 00	0 00	S
			Total for 4/15/2016		1,120,146 98	1,120,146 98	0 00	0 00	
Note									
90262H163	UBS SELECT PRIME CAPITAL								
Sold		04/18/16	133510 18	133,510 18					
Acq		01/26/16	133510 18	133,510 18	133,510 18	133,510 18	0 00	0 00	S
			Total for 4/18/2016		133,510 18	133,510 18	0 00	0 00	
Note									
90262H163	UBS SELECT PRIME CAPITAL								
Sold		04/25/16	1133511 72	1,133,511 72					
Acq		04/21/16	1133511 72	1,133,511 72	1,133,511 72	1,133,511 72	0 00	0 00	S
			Total for 4/25/2016		1,133,511 72	1,133,511 72	0 00	0 00	
Note									
90262H163	UBS SELECT PRIME CAPITAL								
Sold		04/25/16	1473599 26	1,473,599 26					
Acq		04/22/16	1473599 26	1,473,599 26	1,473,599 26	1,473,599 26	0 00	0 00	S
			Total for 4/25/2016		1,473,599 26	1,473,599 26	0 00	0 00	
Note									
90262H163	UBS SELECT PRIME CAPITAL								
Sold		04/26/16	2469702 9	2,469,702 90					
Acq		04/22/16	2469702 9	2,469,702 90	2,469,702 90	2,469,702 90	0 00	0 00	S
			Total for 4/26/2016		2,469,702 90	2,469,702 90	0 00	0 00	
Note									
90262H163	UBS SELECT PRIME CAPITAL								
Sold		04/27/16	1903750 89	1,903,750 89					
Acq		04/22/16	1903750 89	1,903,750 89	1,903,750 89	1,903,750 89	0 00	0 00	S
			Total for 4/27/2016		1,903,750 89	1,903,750 89	0 00	0 00	
Note									

**GARDINER EUNICE FDN PMP**  
**Trust Year Ending 12/31/2016**

**Account Id: 9812000303**

Type	Description	Date	Shares	Price	Fed Cost	State Cost	Fed Gain	State Gain	(Type)
90262H163	UBS SELECT PRIME CAPITAL								
Sold	05/06/16		995 01	995 01					
Acq	04/29/16		995 01	995 01	995 01	995 01	0 00	0 00	S
			Total for 5/6/2016		995 01	995 01	0 00	0 00	
Note									
90262H163	UBS SELECT PRIME CAPITAL								
Sold	05/06/16		2581687 71	2,581,687 71					
Acq	04/22/16		2581687 71	2,581,687 71	2,581,687 71	2,581,687 71	0 00	0 00	S
			Total for 5/6/2016		2,581,687 71	2,581,687.71	0 00	0 00	
Note									
90262H163	UBS SELECT PRIME CAPITAL								
Sold	05/11/16		3205 36	3,205 36					
Acq	04/22/16		3205 36	3,205 36	3,205 36	3,205 36	0 00	0 00	S
			Total for 5/11/2016		3,205 36	3,205 36	0 00	0 00	
Note									
90262H163	UBS SELECT PRIME CAPITAL								
Sold	05/13/16		537648 35	537,648 35					
Acq	04/22/16		537648 35	537,648 35	537,648 35	537,648 35	0 00	0 00	S
			Total for 5/13/2016		537,648 35	537,648 35	0 00	0 00	
Note									
90262H163	UBS SELECT PRIME CAPITAL								
Sold	05/13/16		254 99	254 99					
Acq	04/28/16		254 99	254 99	254 99	254 99	0 00	0 00	S
			Total for 5/13/2016		254 99	254 99	0 00	0 00	
Note									
90262H163	UBS SELECT PRIME CAPITAL								
Sold	05/13/16		38640	38,640 00					
Acq	05/03/16		38640	38,640 00	38,640 00	38,640 00	0 00	0 00	S
			Total for 5/13/2016		38,640 00	38,640 00	0 00	0 00	
Note									

**Account Id: 9812000303**

Type	Description	Date	Shares	Price	Fed Cost	State Cost	Fed Gain	State Gain	(Type)
90262H163	UBS SELECT PRIME CAPITAL								
Sold		05/13/16	2 1	2 10					
Acq		05/09/16	2 1	2 10	2 10	2 10	0 00	0 00	S
			Total for 5/13/2016		2 10	2 10	0 00	0 00	
Note									
90262H163	UBS SELECT PRIME CAPITAL								
Sold		05/13/16	470973 06	470,973 06					
Acq		05/10/16	470973 06	470,973 06	470,973 06	470,973 06	0 00	0 00	S
			Total for 5/13/2016		470,973 06	470,973 06	0 00	0 00	
Note									
90262H163	UBS SELECT PRIME CAPITAL								
Sold		05/13/16	75	75 00					
Acq		05/10/16	75	75 00	75 00	75 00	0 00	0 00	S
			Total for 5/13/2016		75 00	75 00	0 00	0 00	
Note									
90262H163	UBS SELECT PRIME CAPITAL								
Sold		05/23/16	1199247 36	1,199,247 36					
Acq		05/17/16	1199247 36	1,199,247 36	1,199,247 36	1,199,247 36	0 00	0.00	S
			Total for 5/23/2016		1,199,247 36	1,199,247 36	0 00	0 00	
Note									
90262H163	UBS SELECT PRIME CAPITAL								
Sold		05/23/16	1229698 86	1,229,698 86					
Acq		05/10/16	1229698 86	1,229,698 86	1,229,698 86	1,229,698 86	0 00	0 00	S
			Total for 5/23/2016		1,229,698 86	1,229,698 86	0 00	0 00	
Note									
90262H163	UBS SELECT PRIME CAPITAL								
Sold		05/23/16	746031.56	746,031 56					
Acq		05/11/16	746031 56	746,031 56	746,031 56	746,031 56	0 00	0 00	S
			Total for 5/23/2016		746,031 56	746,031 56	0 00	0 00	
Note									



**GARDINER EUNICE FDN PMP**  
**Trust Year Ending 12/31/2016**

Type	Description	Date	Shares	Price	Fed Cost	State Cost	Fed Gain	State Gain	(Type)
90262H163	UBS SELECT PRIME CAPITAL								
Sold		05/25/16	75	75.00					
Acq		05/24/16	75	75.00	75.00	75.00	0.00	0.00	S
			Total for 5/25/2016		75.00	75.00	0.00	0.00	
Note									
90262H163	UBS SELECT PRIME CAPITAL								
Sold		05/25/16	183881.63	183,881.63					
Acq		05/11/16	183881.63	183,881.63	183,881.63	183,881.63	0.00	0.00	S
			Total for 5/25/2016		183,881.63	183,881.63	0.00	0.00	
Note									
90262H163	UBS SELECT PRIME CAPITAL								
Sold		05/25/16	1816043.37	1,816,043.37					
Acq		05/18/16	1816043.37	1,816,043.37	1,816,043.37	1,816,043.37	0.00	0.00	S
			Total for 5/25/2016		1,816,043.37	1,816,043.37	0.00	0.00	
Note									
90262H163	UBS SELECT PRIME CAPITAL								
Sold		05/27/16	497500.21	497,500.21					
Acq		05/18/16	497500.21	497,500.21	497,500.21	497,500.21	0.00	0.00	S
			Total for 5/27/2016		497,500.21	497,500.21	0.00	0.00	
Note									
90262H163	UBS SELECT PRIME CAPITAL								
Sold		05/27/16	3333311.74	3,333,311.74					
Acq		05/19/16	3333311.74	3,333,311.74	3,333,311.74	3,333,311.74	0.00	0.00	S
			Total for 5/27/2016		3,333,311.74	3,333,311.74	0.00	0.00	
Note									
90262H163	UBS SELECT PRIME CAPITAL								
Sold		06/06/16	1088.41	1,088.41					
Acq		05/31/16	1088.41	1,088.41	1,088.41	1,088.41	0.00	0.00	S
			Total for 6/6/2016		1,088.41	1,088.41	0.00	0.00	
Note									

**GARDINER EUNICE FDN PMP**  
**Trust Year Ending 12/31/2016**

Type	Description	Date	Shares	Price	Fed Cost	State Cost	Fed Gain	State Gain	(Type)
90262H163	UBS SELECT PRIME CAPITAL								
Sold		06/06/16	33570 46	33,570 46					
Acq		06/02/16	33570 46	33,570 46	33,570 46		0 00	0 00	S
			Total for 6/6/2016		33,570 46	33,570 46	0 00	0 00	
Note									
90262H163	UBS SELECT PRIME CAPITAL								
Sold		06/07/16	502107 6	502,107 60					
Acq		06/02/16	502107 6	502,107 60	502,107 60		0 00	0 00	S
			Total for 6/7/2016		502,107 60	502,107 60	0 00	0 00	
Note									
90262H163	UBS SELECT PRIME CAPITAL								
Sold		06/09/16	579097 64	579,097 64					
Acq		06/02/16	579097 64	579,097 64	579,097 64		0 00	0 00	S
			Total for 6/9/2016		579,097 64	579,097 64	0 00	0 00	
Note									
90262H163	UBS SELECT PRIME CAPITAL								
Sold		06/09/16	10145 61	10,145 61					
Acq		06/03/16	10145 61	10,145 61	10,145 61		0 00	0 00	S
			Total for 6/9/2016		10,145 61	10,145 61	0 00	0 00	
Note									
90262H163	UBS SELECT PRIME CAPITAL								
Sold		06/09/16	14550	14,550 00					
Acq		06/08/16	14550	14,550 00	14,550 00		0 00	0 00	S
			Total for 6/9/2016		14,550 00	14,550 00	0 00	0 00	
Note									
90262H163	UBS SELECT PRIME CAPITAL								
Sold		06/09/16	4 48	4 48					
Acq		06/08/16	4 48	4 48	4 48		0 00	0 00	S
			Total for 6/9/2016		4 48	4 48	0 00	0 00	
Note									

3/14/2017 12:28:52

**GARDINER EUNICE FDN PMP**  
**Trust Year Ending 12/31/2016**

Type	Description	Date	Shares	Price	Fed Cost	State Cost	Fed Gain	State Gain	(Type)
90262H163	UBS SELECT PRIME CAPITAL								
Sold		06/09/16	259750 77	259,750 77					
Acq		05/19/16	259750 77	259,750 77	259,750 77	259,750 77	0 00	0 00	S
			Total for 6/9/2016		259,750 77	259,750 77	0 00	0.00	
Note									
90262H163	UBS SELECT PRIME CAPITAL								
Sold		06/24/16	3600	3,600 00					
Acq		06/10/16	3600	3,600 00	3,600 00	3,600 00	0 00	0 00	S
			Total for 6/24/2016		3,600 00	3,600 00	0 00	0 00	
Note									
90262H163	UBS SELECT PRIME CAPITAL								
Sold		06/24/16	79217 07	79,217 07					
Acq		06/13/16	79217 07	79,217 07	79,217 07	79,217 07	0 00	0 00	S
			Total for 6/24/2016		79,217 07	79,217 07	0 00	0 00	
Note									
90262H163	UBS SELECT PRIME CAPITAL								
Sold		06/24/16	16100	16,100 00					
Acq		06/16/16	16100	16,100 00	16,100 00	16,100 00	0 00	0 00	S
			Total for 6/24/2016		16,100 00	16,100 00	0 00	0 00	
Note									
90262H163	UBS SELECT PRIME CAPITAL								
Sold		06/24/16	37743	37,743 00					
Acq		06/17/16	37743	37,743 00	37,743 00	37,743 00	0 00	0 00	S
			Total for 6/24/2016		37,743 00	37,743 00	0 00	0 00	
Note									
90262H163	UBS SELECT PRIME CAPITAL								
Sold		06/24/16	22494 75	22,494 75					
Acq		06/21/16	22494 75	22,494 75	22,494 75	22,494 75	0 00	0 00	S
			Total for 6/24/2016		22,494 75	22,494 75	0 00	0 00	
Note									

**Account Id: 9812000303**

Type	Description	Date	Shares	Price	Fed Cost	State Cost	Fed Gain	State Gain	(Type)
90262H163	UBS SELECT PRIME CAPITAL								
Sold		06/24/16	178008 18	178,008 18					
Acq		05/19/16	178008 18	178,008 18	178,008 18	178,008 18	0 00	0 00	S
			Total for 6/24/2016		178,008 18	178,008 18	0 00	0 00	
Note									
94984B348	WELLS FARGO ADVANTAGE INTL								
Sold		01/29/16	155763 24	1,607,476 62					
Acq		05/28/15	155763 24	1,607,476 62	2,000,000 00	2,000,000 00	-392,523 38	-392,523 38	S
			Total for 1/29/2016		2,000,000 00	2,000,000 00	-392,523 38	-392,523 38	
Note									
94984B348	WELLS FARGO ADVANTAGE INTL								
Sold		01/29/16	31974 42	329,976 01					
Acq		04/30/15	31974 42	329,976 01	400,000 00	400,000 00	-70,023 99	-70,023 99	S
			Total for 1/29/2016		400,000 00	400,000 00	-70,023 99	-70,023 99	
Note									
94984B348	WELLS FARGO ADVANTAGE INTL								
Sold		01/29/16	2631 73	27,159 40					
Acq		12/31/15	2631 73	27,159 40	29,080 56	29,080 56	-1,921 16	-1,921 16	S
			Total for 1/29/2016		29,080 56	29,080 56	-1,921 16	-1,921 16	
Note									
94984B520	WELLS FARGO ADVANTAGE FDS LARGE								
Sold		03/17/16	6098 94	88,556 64					
Acq		02/11/15	6098 94	88,556 64	94,594 59	94,594 59	-6,037 95	-6,037 95	L
			Total for 3/17/2016		94,594 59	94,594 59	-6,037 95	-6,037 95	
Note									
94984B520	WELLS FARGO ADVANTAGE FDS LARGE								
Sold		03/17/16	2299 38	33,387 00					
Acq		12/17/15	2299 38	33,387 00	35,548 41	35,548 41	-2,161 41	-2,161 41	S
			Total for 3/17/2016		35,548 41	35,548 41	-2,161 41	-2,161 41	
Note									



**Account Id: 9812000303**

Type	Description	Date	Shares	Price	Fed Cost	State Cost	Fed Gain	State Gain	(Type)
94984B520	WELLS FARGO ADVANTAGE FDS LARGE								
Sold		03/17/16	34328 21	498,445 53					
Acq		10/28/14	34328 21	498,445 53	502,908 20	502,908 20	-4,462 67	-4,462 67	L
			Total for 3/17/2016		502,908 20	502,908 20	-4,462 67	-4,462 67	
Note									
94984B520	WELLS FARGO ADVANTAGE FDS LARGE								
Sold		03/17/16	69686 41	1,011,846 68					
Acq		07/31/14	69686 41	1,011,846 68	1,000,000 00	1,000,000 00	11,846 68	11,846 68	L
			Total for 3/17/2016		1,000,000 00	1,000,000 00	11,846 68	11,846 68	
Note									
94985D459	WELLS FARGO UTILITY AND TELECOMMUNIC								
Sold		09/30/16	80000	1,517,600 00					
Acq		05/10/16	79025 46	1,499,112 98	1,503,854 41	1,503,854 41	-4,741 43	-4,741 43	S
Acq		06/27/16	974 55	18,487 21	19,023 12	19,023 12	-535.91	-535 91	S
			Total for 9/30/2016		1,522,877 53	1,522,877 53	-5,277 34	-5,277 34	
Note									
949915714	WELLS FARGO ADVANTAGE GROWTH I								
Sold		03/30/16	2330 48	101,002 92					
Acq		11/17/11	2330 48	101,002 92	88,952 06	88,952 06	12,050 86	12,050 86	L
			Total for 3/30/2016		88,952 06	88,952 06	12,050 86	12,050 86	
Note									
949915714	WELLS FARGO ADVANTAGE GROWTH I								
Sold		03/30/16	26221 74	1,136,450 21					
Acq		12/08/11	26221 74	1,136,450 21	1,000,000.00	1,000,000 00	136,450 21	136,450 21	L
			Total for 3/30/2016		1,000,000 00	1,000,000 00	136,450 21	136,450 21	
Note									
G0177J108	ALLERGAN PLC								
Sold		09/27/16	5000	1,195,985 75					
Acq		05/13/16	5000	1,195,985 75	1,107,500 00	1,107,500 00	88,485 75	88,485 75	S
			Total for 9/27/2016		1,107,500 00	1,107,500 00	88,485 75	88,485 75	
Note									

**Statement of Capital Gains and Losses From Sales**  
 (Does not include capital gain distributions from mutual  
 funds or CTF's - See Tax Transaction Detail)

Account Id: 9812000303

**GARDINER EUNICE FDN PMP**  
 Trust Year Ending 12/31/2016

Type	Description	Date	Shares	Price	Fed Cost	State Cost	Fed Gain	State Gain	(Type)
G0177J108	ALLERGAN PLC								
Sold		09/28/16	5000	1,189,526.07					
Acq		05/13/16	5000	1,189,526.07	1,107,500.00	1,107,500.00	82,026.07	82,026.07	S
			<b>Total for 9/28/2016</b>		1,107,500.00	1,107,500.00	82,026.07	82,026.07	
Note									
G50871105	JAZZ PHARMACEUTICALS PLC								
Sold		06/27/16	10000	1,326,976.75					
Acq		06/06/16	10000	1,326,976.75	1,554,900.00	1,554,900.00	-227,923.25	-227,923.25	S
			<b>Total for 6/27/2016</b>		1,554,900.00	1,554,900.00	-227,923.25	-227,923.25	
Note									

	PROCEEDS	COST	GAIN/LOSS
SHORT TERM	165,068,842.26	174,466,151.27	(9,397,309.01)
LONG TERM	68,786,817.93	68,316,086.38	470,731.55
TOTAL	233,855,660.19	242,782,237.65	(8,926,577.46)