



See a Social Security Number? Say Something!
Report Privacy Problems to <https://public.resource.org/privacy>
Or call the IRS Identity Theft Hotline at 1-800-908-4490



EXTENDED TO NOVEMBER 15, 2017
Return of Private Foundation

Form **990-PF**

Department of the Treasury
Internal Revenue Service

Do not enter social security numbers on this form as it may be made public.
Information about Form 990-PF and its separate instructions is at www.irs.gov/form990pf.

OMB No 1545-0052

2016

Open to Public Inspection

For calendar year 2016 or tax year beginning , and ending

Name of foundation
**INMAAT FOUNDATION
C/O: FULTON VITTORIA LLP**

Number and street (or P O box number if mail is not delivered to street address) Room/suite
ONE ROCKEFELLER PLAZA - 3RD FLOOR 301

City or town, state or province, country, and ZIP or foreign postal code
NEW YORK, NY 10020

A Employer identification number
45-3814655

B Telephone number
212-586-0700

C If exemption application is pending, check here

D 1. Foreign organizations, check here
2. Foreign organizations meeting the 85% test, check here and attach computation

E If private foundation status was terminated under section 507(b)(1)(A), check here

F If the foundation is in a 60-month termination under section 507(b)(1)(B), check here

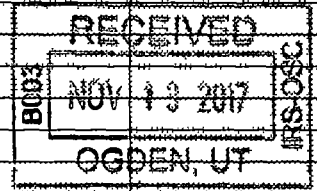
G Check all that apply
 Initial return Initial return of a former public charity
 Final return Amended return
 Address change Name change

H Check type of organization Section 501(c)(3) exempt private foundation
 Section 4947(a)(1) nonexempt charitable trust Other taxable private foundation

I Fair market value of all assets at end of year (from Part II, col. (c), line 16)
 \$ **37,229,807.** (Part I, column (d) must be on cash basis)

J Accounting method Cash Accrual
 Other (specify) **MODIFIED CASH**

Part I Analysis of Revenue and Expenses (The total of amounts in columns (b), (c), and (d) may not necessarily equal the amounts in column (a))		(a) Revenue and expenses per books	(b) Net investment income	(c) Adjusted net income	(d) Disbursements for charitable purposes (cash basis only)
1 Contributions, gifts, grants, etc., received				N/A	
2 Check <input checked="" type="checkbox"/> if the foundation is not required to attach Sch B					
3 Interest on savings and temporary cash investments		1,235.	1,235.		STATEMENT 1
4 Dividends and interest from securities		912,093.	911,703.		STATEMENT 2
5a Gross rents					
b Net rental income or (loss)					
6a Net gain or (loss) from sale of assets not on line 10		764,062.			
b Gross sales price for all assets on line 6a		16,143,876.			
7 Capital gain net income (from Part IV, line 2)			764,112.		
8 Net short-term capital gain					
9 Income modifications					
10a Gross sales less returns and allowances					
b Less Cost of goods sold					
c Gross profit or (loss)					
11 Other income		54,283.	75,750.		STATEMENT 3
12 Total. Add lines 1 through 11		1,731,673.	1,752,800.		
13 Compensation of officers, directors, trustees, etc		0.	0.		0.
14 Other employee salaries and wages					
15 Pension plans, employee benefits					
16a Legal fees STMT 4		20,345.	0.		20,345.
b Accounting fees STMT 5		49,133.	0.		48,883.
c Other professional fees STMT 6		294,251.	294,251.		0.
17 Interest		1,239.	1,187.		0.
18 Taxes STMT 7		62,478.	12,466.		0.
19 Depreciation and depletion					
20 Occupancy					
21 Travel, conferences, and meetings					
22 Printing and publications					
23 Other expenses STMT 8		37,003.	32,236.		4,742.
24 Total operating and administrative expenses. Add lines 13 through 23		464,449.	340,140.		73,970.
25 Contributions, gifts, grants paid		1,715,500.			1,715,500.
26 Total expenses and disbursements. Add lines 24 and 25		2,179,949.	340,140.		1,789,470.
27 Subtract line 26 from line 12		<448,276.>			
a Excess of revenue over expenses and disbursements					
b Net investment income (if negative, enter -0-)			1,412,660.		
c Adjusted net income (if negative, enter -0-)				N/A	



NOV 14 2017

INMAAT FOUNDATION
C/O: FULTON VITTORIA LLP

Form 990-PF (2016)

45-3814655 Page 2

Part II Balance Sheets <small>Attached schedules and amounts in the description column should be for end-of-year amounts only</small>		Beginning of year		End of year	
		(a) Book Value	(b) Book Value	(c) Fair Market Value	
Assets	1 Cash - non-interest-bearing	4,265,416.	2,404,006.	2,404,006.	
	2 Savings and temporary cash investments				
	3 Accounts receivable ▶				
	Less allowance for doubtful accounts ▶	371,046.			
	4 Pledges receivable ▶				
	Less allowance for doubtful accounts ▶				
	5 Grants receivable				
	6 Receivables due from officers, directors, trustees, and other disqualified persons				
	7 Other notes and loans receivable ▶				
	Less allowance for doubtful accounts ▶				
	8 Inventories for sale or use				
	9 Prepaid expenses and deferred charges				
	10a Investments - U S and state government obligations <small>STMT 9</small>	8,014,984.	8,215,530.	8,215,530.	
	b Investments - corporate stock <small>STMT 10</small>	11,778,456.	12,342,693.	12,342,693.	
	c Investments - corporate bonds <small>STMT 11</small>	2,515,036.	3,006,486.	3,006,486.	
	11 Investments - land, buildings, and equipment basis ▶				
Less accumulated depreciation ▶					
12 Investments - mortgage loans					
13 Investments - other <small>STMT 12</small>	9,843,288.	11,261,092.	11,261,092.		
14 Land, buildings, and equipment basis ▶					
Less accumulated depreciation ▶					
15 Other assets (describe ▶)	70,000.	0.	0.		
16 Total assets (to be completed by all filers - see the instructions Also, see page 1, item I)	36,858,226.	37,229,807.	37,229,807.		
Liabilities	17 Accounts payable and accrued expenses				
	18 Grants payable				
	19 Deferred revenue				
	20 Loans from officers, directors, trustees, and other disqualified persons				
	21 Mortgages and other notes payable				
	22 Other liabilities (describe ▶)				
	23 Total liabilities (add lines 17 through 22)	0.	0.		
Net Assets or Fund Balances	Foundations that follow SFAS 117, check here <input checked="" type="checkbox"/> and complete lines 24 through 26 and lines 30 and 31.				
	24 Unrestricted	36,858,226.	37,229,807.		
	25 Temporarily restricted				
	26 Permanently restricted				
	Foundations that do not follow SFAS 117, check here <input type="checkbox"/> and complete lines 27 through 31.				
	27 Capital stock, trust principal, or current funds				
	28 Paid-in or capital surplus, or land, bldg, and equipment fund				
	29 Retained earnings, accumulated income, endowment, or other funds				
30 Total net assets or fund balances	36,858,226.	37,229,807.			
31 Total liabilities and net assets/fund balances	36,858,226.	37,229,807.			

Part III Analysis of Changes in Net Assets or Fund Balances

1 Total net assets or fund balances at beginning of year - Part II, column (a), line 30 <small>(must agree with end-of-year figure reported on prior year's return)</small>	1	36,858,226.
2 Enter amount from Part I, line 27a	2	<448,276.>
3 Other increases not included in line 2 (itemize) ▶ UNREALIZED GAIN ON INVESTMENTS	3	819,857.
4 Add lines 1, 2, and 3	4	37,229,807.
5 Decreases not included in line 2 (itemize) ▶	5	0.
6 Total net assets or fund balances at end of year (line 4 minus line 5) - Part II, column (b), line 30	6	37,229,807.

Form 990-PF (2016)

INMAAT FOUNDATION

Part IV Capital Gains and Losses for Tax on Investment Income

1a	(a) List and describe the kind(s) of property sold (e.g., real estate, 2-story brick warehouse, or common stock, 200 shs MLC Co)	(b) How acquired P - Purchase D - Donation	(c) Date acquired (mo., day, yr)	(d) Date sold (mo., day, yr)
b	SEE ATTACHED STATEMENT			
c				
d				
e				

(e) Gross sales price	(f) Depreciation allowed (or allowable)	(g) Cost or other basis plus expense of sale	(h) Gain or (loss) (e) plus (f) minus (g)
a			
b			
c			
d			
e	16,143,876.	15,521,249.	764,112.

(i) FMV as of 12/31/69	(j) Adjusted basis as of 12/31/69	(k) Excess of col (i) over col (j), if any	(l) Gains (Col (h) gain minus col (k), but not less than -0-) or Losses (from col (h))
a			
b			
c			
d			
e			764,112.

2	Capital gain net income or (net capital loss)	{ If gain, also enter in Part I, line 7 If (loss), enter -0- in Part I, line 7	2	764,112.
3	Net short-term capital gain or (loss) as defined in sections 1222(5) and (6) If gain, also enter in Part I, line 8, column (c) If (loss), enter -0- in Part I, line 8		3	N/A

Part V Qualification Under Section 4940(e) for Reduced Tax on Net Investment Income

(For optional use by domestic private foundations subject to the section 4940(a) tax on net investment income)

If section 4940(d)(2) applies, leave this part blank

Was the foundation liable for the section 4942 tax on the distributable amount of any year in the base period? Yes No

If "Yes," the foundation does not qualify under section 4940(e). Do not complete this part.

1 Enter the appropriate amount in each column for each year, see the instructions before making any entries

(a) Base period years Calendar year (or tax year beginning in)	(b) Adjusted qualifying distributions	(c) Net value of noncharitable-use assets	(d) Distribution ratio (col (b) divided by col (c))
2015	1,959,832.	36,932,287.	.053066
2014	1,903,569.	38,598,670.	.049317
2013	2,112,411.	37,940,234.	.055677
2012	2,050,184.	40,400,784.	.050746
2011	0.	20,232,861.	.000000

2	Total of line 1, column (d)	2	.208806
3	Average distribution ratio for the 5-year base period - divide the total on line 2 by 5, or by the number of years the foundation has been in existence if less than 5 years	3	.041761
4	Enter the net value of noncharitable-use assets for 2016 from Part X, line 5	4	37,254,583.
5	Multiply line 4 by line 3	5	1,555,789.
6	Enter 1% of net investment income (1% of Part I, line 27b)	6	14,127.
7	Add lines 5 and 6	7	1,569,916.
8	Enter qualifying distributions from Part XII, line 4	8	1,789,470.

If line 8 is equal to or greater than line 7, check the box in Part VI, line 1b, and complete that part using a 1% tax rate. See the Part VI instructions.

INMAAT FOUNDATION

Form 990-PF (2016)

C/O: FULTON VITTORIA LLP

45-3814655

Page 4

Part VI Excise Tax Based on Investment Income (Section 4940(a), 4940(b), 4940(e), or 4948 - see instructions)

1a	Exempt operating foundations described in section 4940(d)(2), check here <input type="checkbox"/> and enter "N/A" on line 1 Date of ruling or determination letter _____ (attach copy of letter if necessary-see instructions)		
b	Domestic foundations that meet the section 4940(e) requirements in Part V, check here <input checked="" type="checkbox"/> and enter 1% of Part I, line 27b	1	14,127.
c	All other domestic foundations enter 2% of line 27b. Exempt foreign organizations enter 4% of Part I, line 12, col (b)		
2	Tax under section 511 (domestic section 4947(a)(1) trusts and taxable foundations only. Others enter -0-)	2	0.
3	Add lines 1 and 2	3	14,127.
4	Subtitle A (income) tax (domestic section 4947(a)(1) trusts and taxable foundations only. Others enter -0-)	4	0.
5	Tax based on investment income. Subtract line 4 from line 3. If zero or less, enter -0-	5	14,127.
6	Credits/Payments		
a	2016 estimated tax payments and 2015 overpayment credited to 2016	6a	71,993.
b	Exempt foreign organizations - tax withheld at source	6b	
c	Tax paid with application for extension of time to file (Form 8868)	6c	
d	Backup withholding erroneously withheld	6d	
7	Total credits and payments. Add lines 6a through 6d	7	71,993.
8	Enter any penalty for underpayment of estimated tax. Check here <input type="checkbox"/> if Form 2220 is attached	8	
9	Tax due. If the total of lines 5 and 8 is more than line 7, enter amount owed	9	
10	Overpayment. If line 7 is more than the total of lines 5 and 8, enter the amount overpaid	10	57,866.
11	Enter the amount of line 10 to be Credited to 2017 estimated tax <input checked="" type="checkbox"/> 57,866. Refunded <input type="checkbox"/>	11	0.

Part VII-A Statements Regarding Activities

	Yes	No
1a		X
1b		X
1c		X
2		X
3		X
4a	X	
4b	X	
5		X
6	X	
7	X	
8a		
8b	X	
9		X
10		X

Form 990-PF (2016)

Part VII-A Statements Regarding Activities (continued)

	Yes	No
11 At any time during the year, did the foundation, directly or indirectly, own a controlled entity within the meaning of section 512(b)(13)? If "Yes," attach schedule (see instructions)		X
12 Did the foundation make a distribution to a donor advised fund over which the foundation or a disqualified person had advisory privileges? If "Yes," attach statement (see instructions)		X
13 Did the foundation comply with the public inspection requirements for its annual returns and exemption application? Website address ► N/A	X	
14 The books are in care of ► <u>ALFRED CAVALLARO, ESQ.</u> Telephone no ► <u>212-586-0700</u> Located at ► <u>ONE ROCKEFELLER PLAZA, SUITE 301, NEW YORK, NY</u> ZIP+4 ► <u>10020</u>		
15 Section 4947(a)(1) nonexempt charitable trusts filing Form 990-PF in lieu of Form 1041 - Check here and enter the amount of tax-exempt interest received or accrued during the year	N/A	
16 At any time during calendar year 2016, did the foundation have an interest in or a signature or other authority over a bank, securities, or other financial account in a foreign country? See the instructions for exceptions and filing requirements for FinCEN Form 114. If "Yes," enter the name of the foreign country ► <u>UNITED KINGDOM</u>	X	

Part VII-B Statements Regarding Activities for Which Form 4720 May Be Required

File Form 4720 if any item is checked in the "Yes" column, unless an exception applies.

	Yes	No
1a During the year did the foundation (either directly or indirectly)		
(1) Engage in the sale or exchange, or leasing of property with a disqualified person? <input type="checkbox"/> Yes <input checked="" type="checkbox"/> No		
(2) Borrow money from, lend money to, or otherwise extend credit to (or accept it from) a disqualified person? <input type="checkbox"/> Yes <input checked="" type="checkbox"/> No		
(3) Furnish goods, services, or facilities to (or accept them from) a disqualified person? <input checked="" type="checkbox"/> Yes <input type="checkbox"/> No		
(4) Pay compensation to, or pay or reimburse the expenses of, a disqualified person? <input checked="" type="checkbox"/> Yes <input type="checkbox"/> No		
(5) Transfer any income or assets to a disqualified person (or make any of either available for the benefit or use of a disqualified person)? <input type="checkbox"/> Yes <input checked="" type="checkbox"/> No		
(6) Agree to pay money or property to a government official? (Exception. Check "No" if the foundation agreed to make a grant to or to employ the official for a period after termination of government service, if terminating within 90 days) <input type="checkbox"/> Yes <input checked="" type="checkbox"/> No		
b If any answer is "Yes" to 1a(1)-(6), did any of the acts fail to qualify under the exceptions described in Regulations section 53.4941(d)-3 or in a current notice regarding disaster assistance (see instructions)? Organizations relying on a current notice regarding disaster assistance check here ► <input type="checkbox"/>	1b	X
c Did the foundation engage in a prior year in any of the acts described in 1a, other than excepted acts, that were not corrected before the first day of the tax year beginning in 2016?	1c	X
2 Taxes on failure to distribute income (section 4942) (does not apply for years the foundation was a private operating foundation defined in section 4942(j)(3) or 4942(j)(5))		
a At the end of tax year 2016, did the foundation have any undistributed income (lines 6d and 6e, Part XIII) for tax year(s) beginning before 2016? <input type="checkbox"/> Yes <input checked="" type="checkbox"/> No If "Yes," list the years ► _____		
b Are there any years listed in 2a for which the foundation is not applying the provisions of section 4942(a)(2) (relating to incorrect valuation of assets) to the year's undistributed income? (If applying section 4942(a)(2) to all years listed, answer "No" and attach statement - see instructions) N/A	2b	
c If the provisions of section 4942(a)(2) are being applied to any of the years listed in 2a, list the years here ► _____		
3a Did the foundation hold more than a 2% direct or indirect interest in any business enterprise at any time during the year? <input type="checkbox"/> Yes <input checked="" type="checkbox"/> No		
b If "Yes," did it have excess business holdings in 2016 as a result of (1) any purchase by the foundation or disqualified persons after May 26, 1969, (2) the lapse of the 5-year period (or longer period approved by the Commissioner under section 4943(c)(7)) to dispose of holdings acquired by gift or bequest, or (3) the lapse of the 10-, 15-, or 20-year first phase holding period? (Use Schedule C, Form 4720, to determine if the foundation had excess business holdings in 2016.) N/A	3b	
4a Did the foundation invest during the year any amount in a manner that would jeopardize its charitable purposes?	4a	X
b Did the foundation make any investment in a prior year (but after December 31, 1969) that could jeopardize its charitable purpose that had not been removed from jeopardy before the first day of the tax year beginning in 2016?	4b	X

Part VII-B Statements Regarding Activities for Which Form 4720 May Be Required (continued)

- 5a During the year did the foundation pay or incur any amount to
- (1) Carry on propaganda, or otherwise attempt to influence legislation (section 4945(e))? Yes No
 - (2) Influence the outcome of any specific public election (see section 4955), or to carry on, directly or indirectly, any voter registration drive? Yes No
 - (3) Provide a grant to an individual for travel, study, or other similar purposes? Yes No
 - (4) Provide a grant to an organization other than a charitable, etc., organization described in section 4945(d)(4)(A)? (see instructions) Yes No
 - (5) Provide for any purpose other than religious, charitable, scientific, literary, or educational purposes, or for the prevention of cruelty to children or animals? Yes No
- b If any answer is "Yes" to 5a(1)-(5), did any of the transactions fail to qualify under the exceptions described in Regulations section 53.4945 or in a current notice regarding disaster assistance (see instructions)? N/A
- Organizations relying on a current notice regarding disaster assistance check here ▶
- c If the answer is "Yes" to question 5a(4), does the foundation claim exemption from the tax because it maintained expenditure responsibility for the grant? N/A Yes No
- If "Yes," attach the statement required by Regulations section 53.4945-5(d).
- 6a Did the foundation, during the year, receive any funds, directly or indirectly, to pay premiums on a personal benefit contract? Yes No
- b Did the foundation, during the year, pay premiums, directly or indirectly, on a personal benefit contract? 6b
- If "Yes" to 6b, file Form 8870. X
- 7a At any time during the tax year, was the foundation a party to a prohibited tax shelter transaction? Yes No
- b If "Yes," did the foundation receive any proceeds or have any net income attributable to the transaction? N/A 7b

5b		
6b		X
7b		

Part VIII Information About Officers, Directors, Trustees, Foundation Managers, Highly Paid Employees, and Contractors

1 List all officers, directors, trustees, foundation managers and their compensation.

(a) Name and address	(b) Title, and average hours per week devoted to position	(c) Compensation (If not paid, enter -0-)	(d) Contributions to employee benefit plans and deferred compensation	(e) Expense account, other allowances
CHANDRA JESSEE C/O FULTON VITTORIA LLP 1 ROCKEFELLER PLAZA, NY, NY 10020	PRESIDENT, TREASURER 12.00	0.	0.	0.
ALFRED CAVALLARO C/O FULTON VITTORIA LLP 1 ROCKEFELLER PLAZA, NY, NY 10020	SECRETARY 2.00	0.	0.	0.

2 Compensation of five highest-paid employees (other than those included on line 1). If none, enter "NONE."

(a) Name and address of each employee paid more than \$50,000	(b) Title, and average hours per week devoted to position	(c) Compensation	(d) Contributions to employee benefit plans and deferred compensation	(e) Expense account, other allowances
NONE				

Total number of other employees paid over \$50,000 ▶ 0

Part VIII Information About Officers, Directors, Trustees, Foundation Managers, Highly Paid Employees, and Contractors (continued)

3 Five highest-paid independent contractors for professional services. If none, enter "NONE."

(a) Name and address of each person paid more than \$50,000	(b) Type of service	(c) Compensation
UBS - 1285 AVENUE OF THE AMERICAS, NEW YORK, NY 10019	INVESTMENT MANAGEMENT	190,796.
ICONIQ CAPITAL - 394 PACIFIC AVENUE, 2ND FLOOR, SAN FRANCISCO, CA 94111	INVESTMENT MANAGEMENT	95,955.

Total number of others receiving over \$50,000 for professional services ▶ 0

Part IX-A Summary of Direct Charitable Activities

List the foundation's four largest direct charitable activities during the tax year. Include relevant statistical information such as the number of organizations and other beneficiaries served, conferences convened, research papers produced, etc	Expenses
1 N/A	
2	
3	
4	

Part IX-B Summary of Program-Related Investments

Describe the two largest program-related investments made by the foundation during the tax year on lines 1 and 2	Amount
1 N/A	
2	
All other program-related investments See instructions	
3	

Total. Add lines 1 through 3 ▶ 0.

Part X Minimum Investment Return (All domestic foundations must complete this part. Foreign foundations, see instructions.)

1	Fair market value of assets not used (or held for use) directly in carrying out charitable, etc., purposes		
a	Average monthly fair market value of securities	1a	33,842,573.
b	Average of monthly cash balances	1b	3,979,339.
c	Fair market value of all other assets	1c	
d	Total (add lines 1a, b, and c)	1d	37,821,912.
e	Reduction claimed for blockage or other factors reported on lines 1a and 1c (attach detailed explanation)	1e	0.
2	Acquisition indebtedness applicable to line 1 assets	2	0.
3	Subtract line 2 from line 1d	3	37,821,912.
4	Cash deemed held for charitable activities Enter 1 1/2% of line 3 (for greater amount, see instructions)	4	567,329.
5	Net value of noncharitable-use assets. Subtract line 4 from line 3 Enter here and on Part V, line 4	5	37,254,583.
6	Minimum investment return Enter 5% of line 5	6	1,862,729.

Part XI Distributable Amount (see instructions) (Section 4942(j)(3) and (j)(5) private operating foundations and certain foreign organizations check here and do not complete this part)

1	Minimum investment return from Part X, line 6	1	1,862,729.
2a	Tax on investment income for 2016 from Part VI, line 5	2a	14,127.
b	Income tax for 2016 (This does not include the tax from Part VI)	2b	
c	Add lines 2a and 2b	2c	14,127.
3	Distributable amount before adjustments Subtract line 2c from line 1	3	1,848,602.
4	Recoveries of amounts treated as qualifying distributions	4	0.
5	Add lines 3 and 4	5	1,848,602.
6	Deduction from distributable amount (see instructions)	6	0.
7	Distributable amount as adjusted Subtract line 6 from line 5 Enter here and on Part XIII, line 1	7	1,848,602.

Part XII Qualifying Distributions (see instructions)

1	Amounts paid (including administrative expenses) to accomplish charitable, etc., purposes		
a	Expenses, contributions, gifts, etc. - total from Part I, column (d), line 26	1a	1,789,470.
b	Program-related investments - total from Part IX-B	1b	0.
2	Amounts paid to acquire assets used (or held for use) directly in carrying out charitable, etc., purposes	2	
3	Amounts set aside for specific charitable projects that satisfy the		
a	Suitability test (prior IRS approval required)	3a	
b	Cash distribution test (attach the required schedule)	3b	
4	Qualifying distributions Add lines 1a through 3b Enter here and on Part V, line 8, and Part XIII, line 4	4	1,789,470.
5	Foundations that qualify under section 4940(e) for the reduced rate of tax on net investment income Enter 1% of Part I, line 27b	5	14,127.
6	Adjusted qualifying distributions. Subtract line 5 from line 4	6	1,775,343.

Note: The amount on line 6 will be used in Part V, column (b), in subsequent years when calculating whether the foundation qualifies for the section 4940(e) reduction of tax in those years

Part XIII Undistributed Income (see instructions)

	(a) Corpus	(b) Years prior to 2015	(c) 2015	(d) 2016
1 Distributable amount for 2016 from Part XI, line 7				1,848,602.
2 Undistributed income, if any, as of the end of 2016			1,641,100.	
a Enter amount for 2015 only				
b Total for prior years		0.		
3 Excess distributions carryover, if any, to 2016				
a From 2011				
b From 2012				
c From 2013				
d From 2014				
e From 2015				
f Total of lines 3a through e	0.			
4 Qualifying distributions for 2016 from Part XII, line 4 ▶ \$ 1,789,470.			1,641,100.	
a Applied to 2015, but not more than line 2a				
b Applied to undistributed income of prior years (Election required - see instructions)		0.		
c Treated as distributions out of corpus (Election required - see instructions)	0.			
d Applied to 2016 distributable amount	0.			148,370.
e Remaining amount distributed out of corpus	0.			0.
5 Excess distributions carryover applied to 2016 (If an amount appears in column (d), the same amount must be shown in column (a))	0.			
6 Enter the net total of each column as indicated below.	0.			
a Corpus Add lines 3f, 4c, and 4e Subtract line 5				
b Prior years' undistributed income Subtract line 4b from line 2b		0.		
c Enter the amount of prior years' undistributed income for which a notice of deficiency has been issued, or on which the section 4942(a) tax has been previously assessed		0.		
d Subtract line 6c from line 6b Taxable amount - see instructions		0.		
e Undistributed income for 2015 Subtract line 4a from line 2a Taxable amount - see instr			0.	
f Undistributed income for 2016 Subtract lines 4d and 5 from line 1 This amount must be distributed in 2017				1,700,232.
7 Amounts treated as distributions out of corpus to satisfy requirements imposed by section 170(b)(1)(F) or 4942(g)(3) (Election may be required - see instructions)	0.			
8 Excess distributions carryover from 2011 not applied on line 5 or line 7	0.			
9 Excess distributions carryover to 2017. Subtract lines 7 and 8 from line 6a	0.			
10 Analysis of line 9				
a Excess from 2012				
b Excess from 2013				
c Excess from 2014				
d Excess from 2015				
e Excess from 2016				

Part XIV Private Operating Foundations (see instructions and Part VII-A, question 9) N/A

1 a If the foundation has received a ruling or determination letter that it is a private operating foundation, and the ruling is effective for 2016, enter the date of the ruling ▶ _____
 b Check box to indicate whether the foundation is a private operating foundation described in section 4942(j)(3) or 4942(j)(5)

	Tax year				(e) Total
	(a) 2016	(b) 2015	(c) 2014	(d) 2013	
2 a Enter the lesser of the adjusted net income from Part I or the minimum investment return from Part X for each year listed					
b 85% of line 2a					
c Qualifying distributions from Part XII, line 4 for each year listed					
d Amounts included in line 2c not used directly for active conduct of exempt activities					
e Qualifying distributions made directly for active conduct of exempt activities					
Subtract line 2d from line 2c					
3 Complete 3a, b, or c for the alternative test relied upon					
a "Assets" alternative test - enter					
(1) Value of all assets					
(2) Value of assets qualifying under section 4942(j)(3)(B)(i)					
b "Endowment" alternative test - enter 2/3 of minimum investment return shown in Part X, line 6 for each year listed					
c "Support" alternative test - enter					
(1) Total support other than gross investment income (interest, dividends, rents, payments on securities loans (section 512(a)(5)), or royalties)					
(2) Support from general public and 5 or more exempt organizations as provided in section 4942(j)(3)(B)(iii)					
(3) Largest amount of support from an exempt organization					
(4) Gross investment income					

Part XV Supplementary Information (Complete this part only if the foundation had \$5,000 or more in assets at any time during the year-see instructions.)

1 **Information Regarding Foundation Managers:**
 a List any managers of the foundation who have contributed more than 2% of the total contributions received by the foundation before the close of any tax year (but only if they have contributed more than \$5,000) (See section 507(d)(2))

NONE

b List any managers of the foundation who own 10% or more of the stock of a corporation (or an equally large portion of the ownership of a partnership or other entity) of which the foundation has a 10% or greater interest

NONE

2 **Information Regarding Contribution, Grant, Gift, Loan, Scholarship, etc., Programs:**
 Check here if the foundation only makes contributions to preselected charitable organizations and does not accept unsolicited requests for funds. If the foundation makes gifts, grants, etc (see instructions) to individuals or organizations under other conditions, complete items 2a, b, c, and d

a The name, address, and telephone number or e-mail address of the person to whom applications should be addressed

b The form in which applications should be submitted and information and materials they should include

c Any submission deadlines

d Any restrictions or limitations on awards, such as by geographical areas, charitable fields, kinds of institutions, or other factors

INMAAT FOUNDATION

Form 990-PF (2016)

C/O: FULTON VITTORIA LLP

45-3814655 Page 11

Part XV Supplementary Information (continued)

3 Grants and Contributions Paid During the Year or Approved for Future Payment				
Recipient	If recipient is an individual, show any relationship to any foundation manager or substantial contributor	Foundation status of recipient	Purpose of grant or contribution	Amount
Name and address (home or business)				
a Paid during the year				
ACLU FOUNDATION 125 BROAD STREET, 19TH FLOOR NEW YORK, NY 10004	N/A	PC	WOMEN'S RIGHTS PROJECT	20,000.
ACUMEN FUND 76 NINTH AVENUE, SUITE 315 NEW YORK, NY 10011	N/A	PC	GENERAL SUPPORT	50,000.
AFGHAN HANDS 395 SOUTH END AVENUE, SUITE 11D NEW YORK, NY 10280	N/A	PC	GENERAL SUPPORT	2,500.
AFRICAN LEADERSHIP FOUNDATION PO BOX 26730 SAN FRANCISCO, CA 94126	N/A	PC	GENERAL SUPPORT	15,000.
BRAC USA, INC. 110 WILLIAM STREET, #2902 NEW YORK, NY 10038	N/A	PC	GENERAL SUPPORT	5,000.
Total SEE CONTINUATION SHEET(S) ▶ 3a				1,715,500.
b Approved for future payment				
NONE				
Total ..				0.

Part XV Supplementary Information

3 Grants and Contributions Paid During the Year (Continuation)

Recipient Name and address (home or business)	If recipient is an individual, show any relationship to any foundation manager or substantial contributor	Foundation status of recipient	Purpose of grant or contribution	Amount
CAMPED USA 465 CALIFORNIA ST, SUITE 626 SAN FRANCISCO, CA 94104	N/A	PC	GENERAL SUPPORT	10,000.
CARE USA 535 EIGHT AVENUE, SUITE 401 NEW YORK, NY 10018	N/A	PC	GENERAL SUPPORT	10,000.
CENTER FOR BIOLOGICAL DIVERSITY P.O. BOX 710 TUCSON, AZ 85702-0710	N/A	PC	GENERAL SUPPORT	25,000.
CENTER FOR REPRODUCTIVE RIGHTS 199 WATER STREET, 22ND FLOOR NEW YORK, NY 10038	N/A	PC	GENERAL SUPPORT	25,000.
CHARITY WATER 40 WORTH STREET, SUITE 330 NEW YORK, NY 10013	N/A	PC	THE WELL	30,000.
CHARITY WATER 40 WORTH STREET, SUITE 330 NEW YORK, NY 10013	N/A	PC	GENERAL SUPPORT	50,000.
COALITION AGAINST TRAFFICKING IN WOMEN - INTERNATIONAL 121 WEST 27TH STREET, SUITE 704 NEW YORK, NY 10001	N/A	PC	GENERAL SUPPORT	10,000.
CREATING HOPE INTERNATIONAL P.O. BOX 1058 DEARBORN, MI 48121	N/A	PC	GENERAL SUPPORT	5,000.
DAYS FOR GIRLS 1610 B GROVER STREET, SUITE B22 LYNDEN, WA 98264	N/A	PC	GENERAL SUPPORT	2,500.
DEVELOPMENTS IN LITERACY INC. 17320 RED HILL AVENUE, SUITE 120 IRVING, CA 92614	N/A	PC	GENERAL SUPPORT	10,000.
Total from continuation sheets				1,623,000.

Part XV Supplementary Information

3 Grants and Contributions Paid During the Year (Continuation)

Recipient Name and address (home or business)	If recipient is an individual, show any relationship to any foundation manager or substantial contributor	Foundation status of recipient	Purpose of grant or contribution	Amount
DONOR DIRECT ACTION 25 CENTRAL PARK WEST 9I NEW YORK, NY 10023	N/A	PC	GENERAL SUPPORT	10,000.
DONOR DIRECT ACTION 26 CENTRAL PARK WEST 9I NEW YORK, NY 10023	N/A	PC	EMBRACE DIGNITY	5,000.
DONOR DIRECT ACTION 27 CENTRAL PARK WEST 9I NEW YORK, NY 10023	N/A	PC	MARTA RESOURCE CENTRE FOR WOMEN	5,000.
DONOR DIRECT ACTION 28 CENTRAL PARK WEST 9I NEW YORK, NY 10023	N/A	PC	SPACE INTERNATIONAL	15,000.
DONOR DIRECT ACTION 29 CENTRAL PARK WEST 9I NEW YORK, NY 10023	N/A	PC	SYNERGIE DES FEMMES	5,000.
DONOR DIRECT ACTION 30 CENTRAL PARK WEST 9I NEW YORK, NY 10023	N/A	PC	HAWCA	5,000.
DONOR DIRECT ACTION 31 CENTRAL PARK WEST 9I NEW YORK, NY 10023	N/A	PC	GALKAYO CENTER	5,000.
DONOR DIRECT ACTION 32 CENTRAL PARK WEST 9I NEW YORK, NY 10023	N/A	PC	WOMEN'S RIGHTS ADVANCEMENT	5,000.
ELIZABETH CADY STANTON AND SUSAN B ANTHONY STATUE FUND PO BOX 150-074 VAN BRUNT STATION BROOKLYN, NY 11215	N/A	PC	GENERAL SUPPORT	10,000.
EQUALITY NOW 250 WEST 57TH STREET, SUITE 7120 NEW YORK, NY 10107	N/A	PC	GENERAL SUPPORT	150,000.
Total from continuation sheets				

Part XV Supplementary Information

3 Grants and Contributions Paid During the Year (Continuation)

Recipient Name and address (home or business)	If recipient is an individual, show any relationship to any foundation manager or substantial contributor	Foundation status of recipient	Purpose of grant or contribution	Amount
ENVIRONMENTAL WORKING GROUP 1436 U ST. NW #100 WASHINGTON, DC 20009	N/A	PC	GENERAL SUPPORT	5,000.
FINCA INTERNATIONAL, INC. 1201 15TH ST, NW, 8TH FLOOR WASHINGTON, DC 20005	N/A	PC	GENERAL SUPPORT	15,000.
FISTULA FOUNDATION 1922 THE ALAMEDA, SUITE 302 SAN JOSE, CA 95126	N/A	PC	GENERAL SUPPORT	10,000.
GIRLS EDUCATIONAL AND MENTORING SERVICES INC. (GEMS) 201 WEST 148TH STREET, GROUND FLOOR NEW YORK, NY 10039	N/A	PC	GENERAL SUPPORT	5,000.
THE GLOBAL GIVING FOUNDATION 1110 VERMONT AVE NW, SUITE 550 WASHINGTON, DC 20005	N/A	PC	GIRL EFFECT FUND - PROJECT #2150	10,000.
HEALING HANDS OF JOY 294 CLINTON STREET, #2 BROOKLYN, NY 11201	N/A	PC	GENERAL SUPPORT	15,000.
HEARTS OF GOLD, INC. 7 WEST 25TH STREET NEW YORK, NY 10010	N/A	PC	GENERAL SUPPORT	10,000.
HUMAN RIGHTS FOUNDATION INC. 350 FIFTH AVENUE #4202 NEW YORK, NY 10118	N/A	PC	GENERAL SUPPORT	10,000.
HUMANE SOCIETY OF THE US 2100 L. ST., NW WASHINGTON, DC 20037	N/A	PC	GENERAL SUPPORT	20,000.
INDIA DEVELOPMENT & RELIEF FUND INC. 5821 MOSSROCK DRIVE NORTH BETHESDA, MD 20852	N/A	PC	LILA POONWALLA FOUNDATION	15,000.
Total from continuation sheets				

Part XV Supplementary Information

3 Grants and Contributions Paid During the Year (Continuation)

Recipient Name and address (home or business)	If recipient is an individual, show any relationship to any foundation manager or substantial contributor	Foundation status of recipient	Purpose of grant or contribution	Amount
KARENIA CENTER FOR EXCELLENCE 1717 K STREET NW, SUITE 1050 WASHINGTON, DC 20006	N/A	PC	GENERAL SUPPORT	5,000.
KICKSTART INTERNATIONAL - USA 123 10TH STREET SAN FRANCISCO, CA 94103	N/A	PC	GENERAL SUPPORT	5,000.
MARIPOSA DR FOUNDATION 421 N. AURORA STREET ITHACA, NY 14850	N/A	PC	GENERAL SUPPORT	5,000.
MS. FOUNDATION FOR WOMEN INC. 12 METRO TECH CENTER, 26TH FLOOR BROOKLYN, NY 11201	N/A	PC	GENERAL SUPPORT	10,000.
NATURAL RESOURCES DEFENSE COUNSEL 40 WEST 20TH STREET NEW YORK, NY 10011	N/A	PC	GENERAL SUPPORT	50,000.
NATURE CONSERVANCY 255 ALHAMBRA CIRCLE, SUITE 640 CORAL GABLES, FL 33134	N/A	PC	CARIBBEAN CHALLENGE PROGRAM	125,000.
NEW YORK WOMEN'S FOUNDATION 39 BROADWAY, 23RD FLOOR NEW YORK, NY 10006	N/A	PC	GENERAL SUPPORT	50,000.
NONTRADITIONAL EMPLOYMENT FOR WOMEN 243 WEST 20TH STREET NEW YORK, NY 10011	N/A	PC	GENERAL SUPPORT	25,000.
NOT FOR SALE 2225 3RD STREET SAN FRANCISCO, CA 94107	N/A	PC	GENERAL SUPPORT	5,000.
PARTNERS IN HEALTH 888 COMMONWEALTH AVENUE, 3RD FLOOR BOSTON, MA 02215	N/A	PC	GENERAL SUPPORT	20,000.
Total from continuation sheets				

Part XV Supplementary Information

3 Grants and Contributions Paid During the Year (Continuation)

Recipient Name and address (home or business)	If recipient is an individual, show any relationship to any foundation manager or substantial contributor	Foundation status of recipient	Purpose of grant or contribution	Amount
PLAN INTERNATIONAL USA INC 155 PLAN WAY WARWICK, RI 02886	N/A	PC	BECAUSE I AM A GIRL CAMPAIGN	25,000.
PLANNED PARENTHOOD 434 WEST 33RD STREET, 12TH FLOOR NEW YORK, NY 10001	N/A	PC	GENERAL SUPPORT	125,000.
POLARIS PROJECT P.O. BOX 65323 WASHINGTON, DC 20035	N/A	PC	GENERAL SUPPORT	20,000.
PRO PUBLICA INC. 155 AVENUE OF THE AMERICAS, 13TH FLOOR NEW YORK, NY 10013	N/A	PC	GENERAL SUPPORT	5,000.
ROBIN HOOD FOUNDATION 826 BROADWAY, 9TH FLOOR NEW YORK, NY 10003	N/A	PC	GENERAL SUPPORT	20,000.
ROOM TO READ 465 CALIFORNIA STREET, SUITE 1000 SAN FRANCISCO, CA 94104	N/A	PC	GIRL'S EDUCATION PROGRAM	150,000.
SAMASOURCE INC. 2017 MISSION STREET, SUITE 301 SAN FRANCISCO, CA 94110	N/A	PC	GENERAL SUPPORT	5,000.
SHADHIKA PROJECT INC. 3253 VALLEJO STREET DENVER, CO 80211	N/A	PC	GENERAL SUPPORT	2,500.
SHE'S THE FIRST 590 AVENUE OF THE AMERICAS, 13TH FLOOR NEW YORK, NY 10011	N/A	PC	GENERAL SUPPORT	15,000.
SKATEISTAN USA PO BOX 15749 PHILADELPHIA, PA 19103	N/A	PC	GENERAL SUPPORT	10,000.
Total from continuation sheets				

INMAAT FOUNDATION
C/O: FULTON VITTORIA LLP

45-3814655

Part XV Supplementary Information				
3 Grants and Contributions Paid During the Year (Continuation)				
Recipient	If recipient is an individual, show any relationship to any foundation manager or substantial contributor	Foundation status of recipient	Purpose of grant or contribution	Amount
Name and address (home or business)				
SOUTHERN POVERTY LAW CENTER 400 WASHINGTON AVENUE MONTGOMERY, AL 63104	N/A	PC	GENERAL SUPPORT	10,000.
SUSTAINABLE HEALTH ENTERPRISES INC 175 VARICK STREET, 6TH FLOOR NEW YORK, NY 10014	N/A	PC	GENERAL SUPPORT	15,000.
TOO YOUNG TO WED PO BOX 897 MOHEGAN LAKE, NY 10547	N/A	PC	GENERAL SUPPORT	5,000.
TRUST WOMEN FOUNDATION INC. PO BOX 3222 WICHITA, KS 67201	N/A	PC	GENERAL SUPPORT	5,000.
UNION OF CONCERNED SCIENTISTS INC TWO BRATTLE SQ. CAMBRIDGE, MA 02138-3780	N/A	PC	GENERAL SUPPORT	10,000.
V DAY 111 EAST 14TH STREET, #188 NEW YORK, NY 10003	N/A	PC	GENERAL SUPPORT	20,000.
VIRGIN UNITE 65 BLEECKER STREET, FLOOR 6 NEW YORK, NY 10012	N/A	PC	GENERAL SUPPORT	50,000.
VIRGIN UNITE 65 BLEECKER STREET, FLOOR 6 NEW YORK, NY 10012	N/A	PC	THE ELDERS	25,000.
VIRGIN UNITE 65 BLEECKER STREET, FLOOR 6 NEW YORK, NY 10012	N/A	PC	OCEAN UNITE	25,000.
VIRGIN UNITE 65 BLEECKER STREET, FLOOR 6 NEW YORK, NY 10012	N/A	PC	OCEAN UNITE	18,000.
Total from continuation sheets				

Part XV Supplementary Information

3 Grants and Contributions Paid During the Year (Continuation)

Recipient Name and address (home or business)	If recipient is an individual, show any relationship to any foundation manager or substantial contributor	Foundation status of recipient	Purpose of grant or contribution	Amount
VITAL VOICES GLOBAL PARTNERSHIP 1625 MASSACHUSETTS AVENUE, NW, SUITE 300 WASHINGTON, DC 20036	N/A	PC	GENERAL SUPPORT	100,000.
WILDAID 744 MONTGOMERY STREET, SUITE 300 SAN FRANCISCO, CA 94111	N/A	PC	GENERAL SUPPORT	10,000.
WILDLIFE CONSERVATION SOCIETY 2300 SOUTHERN BLVD BRONX, NY 10460	N/A	PC	GENERAL SUPPORT	25,000.
WITNESS INC 80 HANSEN PLACE, 5TH FLOOR BROOKLYN, NY 11217	N/A	PC	CAMPAIGN TO END GENDER VIOLENCE	25,000.
WOMEN FOR WOMEN INTERNATIONAL 2000 M STREET NW, SUITE 200 WASHINGTON, DC 20036	N/A	PC	GENERAL SUPPORT	50,000.
WOMENS EDUCATION PROJECT 244 FIFTH AVENUE, W208 NEW YORK, NY 10001	N/A	PC	GENERAL SUPPORT	15,000.
WOMENS' MEDIA CENTER 1825 K STREET NW, SUITE 400 WASHINGTON, DC 20006	N/A	PC	GENERAL SUPPORT	10,000.
WORLDWIDE FISTULA FUND 1100 E. WOODFIELD RD, SUITE 350 SCHAUMBERG, IL 60173	N/A	PC	GENERAL SUPPORT	10,000.
GLOBAL FOUNDATION FOR HUMANITY 35 CUNNINGHAM DRIVE MONROE, NY 10950	N/A	PC	THE VEERNI PROJECT	10,000.
Total from continuation sheets				

Part IV Capital Gains and Losses for Tax on Investment Income

(a) List and describe the kind(s) of property sold, e.g., real estate, 2-story brick warehouse, or common stock, 200 shs MLC Co	(b) How acquired P - Purchase D - Donation	(c) Date acquired (mo., day, yr.)	(d) Date sold (mo., day, yr.)
1a SALE OF PUBLICLY TRADED SECURITIES	P	VARIOUS	VARIOUS
b VIRTU INVESTMENTS MULTIFAMILY OPPORTUNITY FUND II	P	VARIOUS	VARIOUS
c ICONIQ STRATEGIC PARTNERS, LP	P	VARIOUS	VARIOUS
d VARDE FUND XI (B) FEEDER LP	P	VARIOUS	VARIOUS
e GCM GROSVENOR GSOCS II FEEDER HOLDINGS, LP	P	VARIOUS	VARIOUS
f BRIGADE CREDIT OFFSHORE FUND II	P	VARIOUS	VARIOUS
g PEAK 6 ACHIEVEMENT FUND	P	VARIOUS	VARIOUS
h			
i			
j			
k			
l			
m			
n			
o			

(e) Gross sales price	(f) Depreciation allowed (or allowable)	(g) Cost or other basis plus expense of sale	(h) Gain or (loss) (e) plus (f) minus (g)
a 16,143,876.		15,521,249.	622,627.
b			88,619.
c			<4.>
d			<727.>
e			1,527.
f			43,615.
g			8,455.
h			
i			
j			
k			
l			
m			
n			
o			

Complete only for assets showing gain in column (h) and owned by the foundation on 12/31/69			(l) Losses (from col (h)) Gains (excess of col (h) gain over col (k), but not less than "-0-")
(i) FMV as of 12/31/69	(j) Adjusted basis as of 12/31/69	(k) Excess of col (i) over col (j), if any	
a			622,627.
b			88,619.
c			<4.>
d			<727.>
e			1,527.
f			43,615.
g			8,455.
h			
i			
j			
k			
l			
m			
n			
o			

2 Capital gain net income or (net capital loss) (If gain, also enter in Part I, line 7 If (loss), enter "-0-" in Part I, line 7)	2	764,112.
3 Net short-term capital gain or (loss) as defined in sections 1222(5) and (6) If gain, also enter in Part I, line 8, column (c) If (loss), enter "-0-" in Part I, line 8	3	N/A

FORM 990-PF INTEREST ON SAVINGS AND TEMPORARY CASH INVESTMENTS STATEMENT 1

SOURCE	(A) REVENUE PER BOOKS	(B) NET INVESTMENT INCOME	(C) ADJUSTED NET INCOME
CREDIT SUISSE	915.	915.	
ICONIQ	10.	10.	
UBS	310.	310.	
TOTAL TO PART I, LINE 3	1,235.	1,235.	

FORM 990-PF DIVIDENDS AND INTEREST FROM SECURITIES STATEMENT 2

SOURCE	GROSS AMOUNT	CAPITAL GAINS DIVIDENDS	(A) REVENUE PER BOOKS	(B) NET INVEST- MENT INCOME	(C) ADJUSTED NET INCOME
GCM GROSVENOR GSOCS II FEEDER HOLDINGS, LP	36,756.	0.	36,756.	36,756.	
ICONIQ	272,381.	0.	272,381.	272,381.	
ICONIQ STRATEGIC PARTNERS, LP	126.	0.	126.	126.	
PRIME FINANCE PARTNERS III, LP	12,729.	0.	12,729.	12,729.	
TRILOGY MULTIFAMILY FUND II, LP	1.	0.	1.	1.	
UBS	579,210.	0.	579,210.	579,210.	
VARDE FUND XI (B) FEEDER LP	10,889.	0.	10,889.	10,499.	
VIRTU INVESTMENT MULTIFAMILY OPPORTUNITY FUND	1.	0.	1.	1.	
TO PART I, LINE 4	912,093.	0.	912,093.	911,703.	

FORM 990-PF OTHER INCOME STATEMENT 3

DESCRIPTION	(A) REVENUE PER BOOKS	(B) NET INVEST- MENT INCOME	(C) ADJUSTED NET INCOME
OTHER PARTNERSHIP LOSSES	<6,934.>	14,533.	
OTHER INVESTMENT INCOME	61,217.	61,217.	
TOTAL TO FORM 990-PF, PART I, LINE 11	54,283.	75,750.	

FORM 990-PF LEGAL FEES STATEMENT 4

DESCRIPTION	(A) EXPENSES PER BOOKS	(B) NET INVEST- MENT INCOME	(C) ADJUSTED NET INCOME	(D) CHARITABLE PURPOSES
FULTON VITTORIA LLP	20,345.	0.		20,345.
TO FM 990-PF, PG 1, LN 16A	20,345.	0.		20,345.

FORM 990-PF ACCOUNTING FEES STATEMENT 5

DESCRIPTION	(A) EXPENSES PER BOOKS	(B) NET INVEST- MENT INCOME	(C) ADJUSTED NET INCOME	(D) CHARITABLE PURPOSES
PKF O'CONNOR DAVIES, LLP	23,783.	0.		23,533.
PRESTI & NAEGELE	25,350.	0.		25,350.
TO FORM 990-PF, PG 1, LN 16B	49,133.	0.		48,883.

FORM 990-PF OTHER PROFESSIONAL FEES STATEMENT 6

DESCRIPTION	(A) EXPENSES PER BOOKS	(B) NET INVEST- MENT INCOME	(C) ADJUSTED NET INCOME	(D) CHARITABLE PURPOSES
INVESTMENT AND CUSTODIAL FEES	294,251.	294,251.		0.
TO FORM 990-PF, PG 1, LN 16C	294,251.	294,251.		0.

FORM 990-PF	TAXES			STATEMENT	7
DESCRIPTION	(A) EXPENSES PER BOOKS	(B) NET INVEST- MENT INCOME	(C) ADJUSTED NET INCOME	(D) CHARITABLE PURPOSES	
FOREIGN TAXES	12,478.	12,466.			0.
FEDERAL EXCISE TAX	50,000.	0.			0.
TO FORM 990-PF, PG 1, LN 18	62,478.	12,466.			0.

FORM 990-PF	OTHER EXPENSES			STATEMENT	8
DESCRIPTION	(A) EXPENSES PER BOOKS	(B) NET INVEST- MENT INCOME	(C) ADJUSTED NET INCOME	(D) CHARITABLE PURPOSES	
DUES AND SUBSCRIPTIONS	1,500.	0.			1,500.
INSURANCE	750.	0.			750.
FILING FEES	750.	0.			750.
OTHER INVESTMENT FEES	5,762.	5,762.			0.
OTHER PARTNERSHIP EXPENSES	26,499.	26,474.			0.
MISCELLANEOUS EXPENSES	1,742.	0.			1,742.
TO FORM 990-PF, PG 1, LN 23	37,003.	32,236.			4,742.

FORM 990-PF	U.S. AND STATE/CITY GOVERNMENT OBLIGATIONS		STATEMENT	9
DESCRIPTION	U.S. GOV'T	OTHER GOV'T	BOOK VALUE	FAIR MARKET VALUE
ATTACHMENT A		X	8,215,530.	8,215,530.
TOTAL U.S. GOVERNMENT OBLIGATIONS				
TOTAL STATE AND MUNICIPAL GOVERNMENT OBLIGATIONS			8,215,530.	8,215,530.
TOTAL TO FORM 990-PF, PART II, LINE 10A			8,215,530.	8,215,530.

FORM 990-PF	CORPORATE STOCK	STATEMENT 10
DESCRIPTION	BOOK VALUE	FAIR MARKET VALUE
ATTACHMENT A	12,342,693.	12,342,693.
TOTAL TO FORM 990-PF, PART II, LINE 10B	12,342,693.	12,342,693.

FORM 990-PF	CORPORATE BONDS	STATEMENT 11
DESCRIPTION	BOOK VALUE	FAIR MARKET VALUE
ATTACHMENT A	3,006,486.	3,006,486.
TOTAL TO FORM 990-PF, PART II, LINE 10C	3,006,486.	3,006,486.

FORM 990-PF	OTHER INVESTMENTS	STATEMENT 12	
DESCRIPTION	VALUATION METHOD	BOOK VALUE	FAIR MARKET VALUE
ATTACHMENT A-MUTUAL FUNDS	FMV	831,665.	831,665.
ATTACHMENT A-EXCHANGE-TRADED PRODUCTS	FMV	398,272.	398,272.
CARTICA CAPITAL PARTNERS (CAYMAN) LTD	FMV	213,300.	213,300.
CS SECURITIZED PRODUCTS FUND LTD	FMV	1,375,854.	1,375,854.
GCM GROSVENOR GSOCS II FEEDER HOLDINGS, LP	FMV	539,367.	539,367.
ICONIQ STRATEGIC PARTNERS II-B, LP	FMV	338,727.	338,727.
ICONIQ STRATEGIC PARTNERS, LP	FMV	793,350.	793,350.
ICQ INVESTMENTS, LP (SERIES IV)	FMV	190,721.	190,721.
ICQ INVESTMENTS, LP (SERIES V)	FMV	19,503.	19,503.
LUXOR CAPITAL PARTNERS OFFSHORE LTD	FMV	103,391.	103,391.
MARCATO INTERNATIONAL FUND, LTD	FMV	491,423.	491,423.
PANNING OVERSEAS FUND LTD	FMV	422,759.	422,759.
PRIME FINANCE PARTNERS III, LP	FMV	66,134.	66,134.
SOROBAN CAYMAN FUND LTD	FMV	344,148.	344,148.
STRATEGIC PARTNERS FUND VI	FMV	987,980.	987,980.
TIDE POINT HEDGE FOCUS FUND LTD	FMV	533,035.	533,035.
TRILOGY MULTIFAMILY FUND II, LP	FMV	54,267.	54,267.
VARDE FUND XI (B) FEEDER LP	FMV	349,325.	349,325.
VIRTU INVESTMENTS MULTIFAMILY OPPORTUNITY FUND II, LP	FMV	29,297.	29,297.

. INMAAT FOUNDATION C/O: FULTON VITTORIA L

45-3814655

ATTACHMENT A-STRUCTURED PRODUCTS	FMV	2,746,550.	2,746,550.
DRAWBRIDGE SPECIAL OPPORTUNITIES	FMV		
OFFSHORE FUND LTD		79,930.	79,930.
MSD MORTGAGE PARTNERS LTD	FMV	143,131.	143,131.
CERBERUS ICQ OFFSHORE LEVERED	FMV	208,963.	208,963.
TOTAL TO FORM 990-PF, PART II, LINE 13		<u>11,261,092.</u>	<u>11,261,092.</u>

The InMaat Foundation
 EIN#: 45-3814655
 Schedule of Portfolio Holdings
 December 31, 2016

	Equities	Exchange traded products	Structured Products	Corporate Bonds	Mutual Funds	US and State Government Obligations	Total
ATTACHMENT A-1			2,746,550				2,746,550
ATTACHMENT A-2	1,994,988						1,994,988
ATTACHMENT A-3	1,322,957						1,322,957
ATTACHMENT A-4	1,663,984						1,663,984
ATTACHMENT A-5	1,905,023						1,905,023
ATTACHMENT A-6	1,411,596						1,411,596
ATTACHMENT A-7				768,878		5,990,289	6,759,167
ATTACHMENT A-8				2,237,608		2,225,241	4,462,849
ATTACHMENT A-9		398,272			831,665		1,229,937
ATTACHMENT A-10	4,188,305						4,188,305
ATTACHMENT A-11	(144,160)						(144,160)
	12,342,693	398,272	2,746,550	3,006,486	831,665	8,215,530	27,541,196



Business Services Account
December 2016

Account name.

INMAAT FOUNDATION

EIN#: 45-3814655

Equities

Structured products

Holding	Trade date	Quantity	Purchase price/ Average price per share (\$)	Cost basis (\$)	Price per share on Dec 30 (\$)	Value on Dec 30 (\$)	Unrealized gain or loss (\$)	Holding period
CRDT SUISSE GROUP AG NY CERTIFICATE PLUS SX5E	Dec 23, 14	1,000,000 000	100 000	1,000,000 00 1	103 110	1,031,100 00	31,100 00	LT
CREDIT SUISSE NEW YORK SX5E								
RATE 08.000% MATURES 05/22/17 ACCRUED INTEREST \$2,000 00 EAI \$10,000 Current yield 8 07%	May 15, 15	250,000 000	100 000	250,000 00 1	99 160	247,900 00	-2,100 00	LT

continued next page



Business Services Account
December 2016

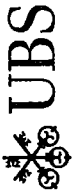
Account name:
Account number:

INMAAT FOUNDATION
V6 00786 A3

EIN#: 45-3814655

Your assets > Equities > Structured products (continued)

Holding	Trade date	Quantity	Purchase price/ Average price per share (\$)	Cost basis (\$)	Price per share on Dec 30 (\$)	Value on Dec 30 (\$)	Unrealized gain or loss (\$)	Holding period
JPMORGAN CHASE BK								
CALLABLE YIELD NOTE								
SPX/RTY/SX5E								
ACCRUED INTEREST: \$6,416.68								
EAI: \$24,750 Current yield: 8.16%	Jul 10, 15	400,000,000	100.000	400,000.00	101.110	404,440.00	4,440.00	LT
JPMORGAN CHASE BK NATL								
CALLABLE YIELD NOTE								
SPX/RTY/SX5E								
ACCRUED INTEREST: \$2,389.59								
EAI: \$17,438 Current yield: 7.76%	Aug 14, 15	300,000,000	100.000	300,000.00	99.870	299,610.00	-390.00	LT
JPMORGAN CHASE FINANCIAL								
L/O TC-CYN RTY SPX SX5E								
10/18/2018								
Exchange: OTC	Oct 14, 16	50,000,000	10.000	500,000.00	10.280	514,000.00	14,000.00	ST
JPMORGAN CHASE FINANCIAL								
L/O TC-CYN RTY SPX SX5E								
12/05/2018								
Exchange: OTC	Nov 29, 16	25,000,000	10.000	250,000.00	9.980	249,500.00	-500.00	ST
Total Structured products				\$2,700,000.00		\$2,746,550.00	\$46,550.00	
Total								



ACCESS
December 2016

Account name:

INMAAT FOUNDATION

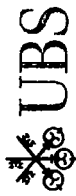
EIN#: 45-3814655

Equities

Common stock

Holding	Trade date	Number of shares	Purchase price/Average price per share (\$)	Cost basis (\$)	Price per share on Dec 30 (\$)	Value on Dec 30 (\$)	Unrealized gain or loss (\$)	Holding period
ABAXIS INC								
Symbol: ABAX Exchange OTC								
EAI \$921 Current yield: 1.06%								
	Aug 9, 12	166 000	37.943	6,298.70	52.770	8,759.82	2,461.12	LT
	Dec 19, 12	532 000	38.198	20,321.34	52.770	28,073.64	7,752.30	LT
	May 8, 15	158 000	55.707	8,801.77	52.770	8,337.66	-464.11	LT
	Apr 11, 16	117 000	44.239	5,176.02	52.770	6,174.09	998.07	ST
	Apr 19, 16	672 000	45.480	30,562.63	52.770	35,461.44	4,898.81	ST
Security total		1,645,000	43.259	71,160.46		86,806.65	15,646.19	
APTARGROUP INC								
Symbol: ATR Exchange NYSE								
EAI \$620 Current yield: 1.74%								
	Aug 9, 12	111 000	49.708	5,517.59	73.450	8,152.95	2,635.36	LT
	Dec 19, 12	273 000	48.239	13,169.49	73.450	20,051.85	6,882.36	LT
	May 8, 15	100 000	63.388	6,338.80	73.450	7,345.00	1,006.20	LT

continued next page



ACCESS
December 2016

Account name: INMAAT FOUNDATION

EIN#: 45-3814655

Your assets • Equities • Common stock (continued)

Holding	Trade date	Number of shares	Purchase price/Average price per share (\$)	Cost basis (\$)	Price per share on Dec 30 (\$)	Value on Dec 30 (\$)	Unrealized gain or loss (\$)	Holding period
Security total		484 000	51 706	25,025 88		35,549 80	10,523 92	
ARTISAN PARTNERS ASSET MGMT INC								
Symbol APAM Exchange NYSE								
EAI \$4,630 Current yield 8.07%								
	Oct 1, 14	500 000	49 608	24,804 09	29 750	14,875 00	-9,929 09	LT
	Oct 28, 14	572 000	47 248	27,026 35	29 750	17,017 00	-10,009 35	LT
	Feb 6, 15	224 000	46 339	10,380 09	29 750	6,664 00	-3,716 09	LT
	May 8, 15	303 000	44 096	13,361 34	29 750	9,014 25	-4,347 09	LT
	Dec 23, 15	330 000	36 899	12,176 97	29 750	9,817 50	-2,359 47	LT
Security total		1,929 000	45 489	87,748 84		57,387 75	-30,361 09	
ASPEN TECHNOLOGY INC DEL CHANGE IN STATE OF INC								
Symbol AZPN Exchange OTC								
	Dec 30, 14	403 000	35 690	14,383 11	54 680	22,036 04	7,652 93	LT
	Jan 9, 15	416 000	34 330	14,281 28	54 680	22,746 88	8,465 60	LT
	Jan 26, 15	477 000	32 516	15,510 47	54 680	26,082 36	10,571 89	LT
	May 8, 15	272 000	42 239	11,489 01	54 680	14,872 96	3,383 95	LT
Security total		1,568 000	35 500	55,663 87		85,738 24	30,074 37	
AUTOHOME INC SPON ADR								
Symbol. ATHM Exchange NYSE								
	Jun 19, 15	570 000	48 181	27,463 51	25 280	14,409 60	-13,053 91	LT
	Jul 6, 15	589 000	47 095	27,739 54	25 280	14,889 92	-12,849 62	LT
	Aug 4, 15	422 000	39 435	16,641 57	25 280	10,668 16	-5,973 41	LT
	Oct 1, 15	469 000	32 171	15,088 57	25 280	11,856 32	-3,232 25	LT
	Dec 23, 15	318 000	36 336	11,554 88	25 280	8,039 04	-3,515 84	LT
	Feb 3, 16	722 000	23 967	17,304 61	25 280	18,252 16	947 55	ST
	Dec 7, 16	662 000	27 921	18,484 36	25 280	16,735 36	-1,749 00	ST
Security total		3,752 000	35 788	134,277 04		94,850 56	-39,426 48	
CDW CORP								
Symbol CDW Exchange OTC								
EAI \$1,368 Current yield 1.23%								
	Jun 2, 14	653 000	29 366	19,176 26	52 090	34,014 77	14,838 51	LT
	Jun 24, 14	596 000	31 866	18,992 37	52 090	31,045 64	12,053 27	LT
	Oct 13, 14	491 000	28 545	14,015 69	52 090	25,576 19	11,560 50	LT
	May 8, 15	397 000	37 389	14,843 79	52 090	20,679 73	5,835 94	LT
Security total		2,137 000	31,366	67,028 11		111,316 33	44,288 22	

continued next page



ACCESS
December 2016

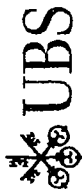
EIN#: 45-3814655

Account name: INMAAT FOUNDATION

Your assets • **Equities** • Common stock (continued)

Holding	Trade date	Number of shares	Purchase price/Average price per share (\$)	Cost basis (\$)	Price per share on Dec 30 (\$)	Value on Dec 30 (\$)	Unrealized gain or loss (\$)	Holding period
CHEFS WHSE INC COM								
Symbol CHEF Exchange OTC	Sep 24, 13	521 000	23 524	12,256 47	15 800	8,231.80	-4,024.67	LT
	Feb 21, 14	310 000	22 996	7,128 95	15 800	4,898.00	-2,230.95	LT
	May 8, 15	247 000	20 355	5,027 73	15 800	3,902.60	-1,125.13	LT
Security total		1,078 000	22 647	24,413 15		17,032.40	-7,380.75	
COPART INC								
Symbol CPRT Exchange OTC	Aug 9, 12	237 000	24 948	5,912 81	55 410	13,132.17	7,219.36	LT
	Dec 19, 12	710 000	30,358	21,554 18	55 410	39,341.10	17,786.92	LT
	Jun 21, 13	306 000	30 964	9,475 01	55.410	16,955.46	7,480.45	LT
	May 8, 15	478 000	35 209	16,830 33	55 410	26,485.98	9,655.65	LT
Security total		1,731 000	31 064	53,772 33		95,914.71	42,142.38	
CORE LABORATORIES N V EUR								
Symbol CLB Exchange NYSE	Jan 29, 15	204 000	89 507	18,259 53	120 040	24,488.16	6,228.63	LT
EAI \$777 Current yield 1.83%	May 8, 15	36 000	129 030	4,645 08	120.040	4,321.44	-323.64	LT
EUR Exchange rate 0.94809	Jul 21, 15	113 000	104 503	11,808 93	120 040	13,564.52	1,755.59	LT
Security total		353 000	98 339	34,713 54		42,374.12	7,660.58	
DONALDSON CO INC								
Symbol DCI Exchange NYSE	Feb 3, 16	1,204 000	28 128	33,866 71	42.080	50,664.32	16,797.61	ST
EAI \$843 Current yield 1.66%	Apr 30, 15	276 000	80 283	22,158 38	60.050	16,573.80	-5,584.58	LT
DRIL-QUIP INC	May 1, 15	276 000	79 717	22,002 09	60 050	16,573.80	-5,428.29	LT
Symbol DRQ Exchange NYSE	May 8, 15	140 000	78 310	10,963 40	60 050	8,407.00	-2,556.40	LT
	Jul 28, 15	120 000	61 144	7,337 34	60 050	7,206.00	-131.34	LT
	Jul 29, 15	194 000	62 746	12,172 84	60 050	11,649.70	-523.14	LT
	May 3, 16	143 000	63 746	9,115 76	60 050	8,587.15	-528.61	ST
Security total		1,149 000	72 889	83,749.81		68,997.45	-14,752.36	
EXPONENT INC								
Symbol EXPO Exchange OTC	Dec 19, 12	221 000	26 813	5,925 82	60 300	13,326.30	7,400.48	LT
EAI \$557 Current yield 1.19%								continued next page





ACCESS
December 2016

Account name: INMAAT FOUNDATION

EIN#: 45-3814655

Your assets • Equities • Common stock (continued)

Holding	Trade date	Number of shares	Purchase price/ Average price per share (\$)	Cost basis (\$)	Price per share on Dec 30 (\$)	Value on Dec 30 (\$)	Unrealized gain or loss (\$)	Holding period
Security total	Feb 12, 13	552 000	24 968	13,782 42	60 300	33,285 60	19,503 18	LT
FACTSET RESH SYSTEMS INC		773 000	25 496	19,708 24		46,611 90	26,903.66	
Symbol FDS Exchange NYSE								
EAI \$912 Current yield 1 22%	Dec 19, 12	190 000	90 774	17,247 06	163 430	31,051.70	13,804 64	LT
	May 8, 15	75 000	161 459	12,109 49	163 430	12,257 25	147 76	LT
	Dec 20, 16	191 000	160 302	30,617 87	163 430	31,215 13	597 26	ST
Security total		456 000	131 523	59,974 42		74,524 08	14,549 66	
FOX FACTORY HLDG CORP								
Symbol FOXF Exchange OTC	Nov 21, 16	1,758 000	23 393	41,126 48	27 750	48,784 50	7,658 02	ST
GRACO INC								
Symbol GGG Exchange NYSE								
EAI \$1,112 Current yield 1 73%	Oct 15, 14	364 000	69 244	25,205 07	83 090	30,244 76	5,039 69	LT
	Apr 30, 15	254 000	71 650	18,199 18	83 090	21,104.86	2,905 68	LT
	May 8, 15	154 000	72 919	11,229 53	83 090	12,795 86	1,566 33	LT
Security total		772 000	70 769	54,633 78		54,145 48	9,511 70	
HENRY JACK & ASSOC INC								
Symbol JKHV Exchange OTC								
EAI \$626 Current yield 1 26%	Dec 19, 12	338 000	39 838	13,465 28	88 780	30,007 64	16,542 36	LT
	May 8, 15	221 000	66 279	14,647 66	88 780	19,620 38	4,972 72	LT
Security total		559 000	50 291	28,112 94		49,628 02	21,515 08	
HFF INC CL A								
Symbol HF Exchange NYSE	Jul 1, 15	434 000	42 702	18,532 93	30 250	13,128 50	-5,404 43	LT
	Oct 21, 15	515 000	36 282	18,685 69	30 250	15,578 75	-3,106.94	LT
	Jan 28, 16	829 000	27 742	22,998 12	30 250	25,077 25	2,079 13	ST
Security total		1,778 000	33 868	60,216 74		53,784 50	-6,432.24	
MARKETFAXESS HOLDINGS INC								
Symbol MKTX Exchange OTC								
EAI \$460 Current yield 0 71%	Aug 13, 14	231 000	56 351	13,017 13	146 920	33,938 52	20,921 39	LT
	May 8, 15	211 000	85 500	18,040 56	146 920	31,000 12	12,959 56	LT
Security total		442 000	70 266	31,057 69		64,938 64	33,880 95	
NVR INC								
Symbol NVR Exchange NYSE	Dec 9, 13	25 000	973 768	24,344 22	1,669 000	41,725 00	17,380 78	LT

continued next page



ACCESS
December 2016

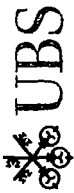
EIN#: 45-3814655

Account name: INMAAT FOUNDATION

Your assets • Equities • Common stock (continued)

Holding	Trade date	Number of shares	Purchase price/Average price per share (\$)	Cost basis (\$)	Price per share on Dec 30 (\$)	Value on Dec 30 (\$)	Unrealized gain or loss (\$)	Holding period
Security total	May 8, 15	8 000	1,344.550	10,756.40	1,669.000	13,352.00	2,595.60	LT
Security total		33 000	1,063.655	35,100.62		55,077.00	19,976.38	
OLD DOMINION FREIGHT								
LINES INC								
Symbol ODFL Exchange OTC	Oct 11, 16	545 000	71 082	38,740.07	85 790	46,755.55	8,015.48	ST
Security total	Oct 18, 16	561 000	70 016	39,279.09	85 790	48,128.19	8,849.10	ST
Security total		1,106 000	70 542	78,019.16		94,883.74	16,864.58	
POLARIS INDUSTRIES INC								
(MINN)								
Symbol PII Exchange NYSE	Sep 12, 16	568 000	76 375	43,381.23	82 390	46,797.52	3,416.29	ST
EAI \$1,558 Current yield 2.67%	Sep 28, 16	140 000	75 617	10,586.48	82 390	11,534.60	948.12	ST
Security total		708 000	76 226	53,967.71		58,332.12	4,364.41	
POOL CORP								
Symbol POOL Exchange OTC	Dec 19, 12	260 000	41 339	10,748.28	104 340	27,128.40	16,380.12	LT
EAI \$490 Current yield 1.19%	May 8, 15	135 000	66 494	8,976.81	104 340	14,085.90	5,109.09	LT
Security total		395 000	49 937	19,725.09		41,214.30	21,489.21	
PRICESMART INC								
Symbol PSMT Exchange OTC	May 18, 15	665 000	83 069	55,240.95	83 500	55,527.50	286.55	LT
EAI \$466 Current yield 0.84%								
PRIMERICA INC								
Symbol PRI Exchange NYSE	Apr 9, 14	424 000	45 732	19,390.37	69 150	29,319.60	9,929.23	LT
EAI \$1,179 Current yield 1.04%	Jun 11, 14	426 000	46 781	19,928.79	69 150	29,457.90	9,529.11	LT
Security total	Sep 30, 14	229 000	48 489	11,104.00	69 150	15,835.35	4,731.35	LT
Security total	Apr 10, 15	323 000	47 948	15,487.37	69 150	22,335.45	6,848.08	LT
Security total	May 8, 15	236 000	46 530	10,981.17	69 150	16,319.40	5,338.23	LT
Security total		1,638 000	46 942	76,891.70		113,267.70	36,376.00	
RBC BEARINGS INC								
Symbol ROLL Exchange OTC	Jul 19, 12	133 000	49 210	6,544.93	92 810	12,343.73	5,798.80	LT
Security total	Aug 9, 12	137 000	46 189	6,328.02	92 810	12,714.97	6,386.95	LT
Security total	Dec 19, 12	247 000	49 355	12,190.92	92 810	22,924.07	10,733.15	LT

continued next page



ACCESS
December 2016

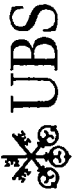
EIN#: 45-3814655

Account name: INMAAT FOUNDATION

Your assets • Equities • Common stock (continued)

Holding	Trade date	Number of shares	Purchase price/Average price per share (\$)	Cost basis (\$)	Price per share on Dec 30 (\$)	Value on Dec 30 (\$)	Unrealized gain or loss (\$)	Holding period
Security total	May 8, 15	128 000	72 624	9,295 94	92 810	11,879 68	2,583 74	LT
RLI CORP		645 000	53 271	34,359 81		59,862 45	25,502 64	
Symbol RLI Exchange NYSE	Dec 19, 12	22 000	32 254	709 59	63 130	1,388 86	679 27	LT
EAI S443 Current yield 1 27%	Oct 2, 14	225 000	43 253	9,732 04	63 130	14,204 25	4,472 21	LT
Security total	May 8, 15	307 000	49 475	15,188 89	63,130	19,380 91	4,192 02	LT
Security total		554 000	46 264	25,630 52		34,974 02	9,343 50	
SHUTTERSTOCK INC								
Symbol SSTK Exchange NYSE	Dec 12, 14	443 000	62 010	27,470 70	47 520	21,051 36	-6,419 34	LT
	Feb 5, 15	262 000	60 552	15,864 76	47 520	12,450 24	-3,414 52	LT
	Feb 23, 15	172 000	57 973	9,971 39	47 520	8,173 44	-1,797 95	LT
	May 8, 15	250 000	65 219	16,304 98	47 520	11,880 00	-4,424 98	LT
	Jul 29, 15	241 000	52 633	12,684 60	47 520	11,452 32	-1,232 28	LT
	Oct 9, 15	695 000	33 620	23,365 97	47 520	33,026 40	9,660 43	LT
Security total		2,063 000	51 218	105,662 40		98,033 76	-7,628 64	
TELEDYNE TECHNOLOGIES INC								
Symbol TDY Exchange NYSE	Apr 9, 15	72 000	108 381	7,803 47	123 000	8,856 00	1,052 53	LT
	Apr 27, 15	137 000	108 336	14,842 07	123 000	16,851 00	2,008 93	LT
	May 8, 15	256 000	102 559	26,255 33	123 000	31,488 00	5,232 67	LT
	Jun 10, 15	151 000	105 342	15,906 78	123 000	18,573 00	2,666 22	LT
	Oct 6, 15	199 000	86 756	17,264 62	123 000	24,477 00	7,212 38	LT
Security total		815 000	100 702	82,072 27		100,245 00	18,172 73	
TORO CO								
Symbol TTC Exchange NYSE	Dec 19, 12	33 000	21 724	716 92	55 950	1,846 35	1,129 43	LT
EAI \$537 Current yield 1 25%	Oct 1, 14	344 000	29 563	10,169 93	55 950	19,246 80	9,076 87	LT
	May 8, 15	390 000	34 167	13,325 33	55 950	21,820 50	8,495 17	LT
Security total		767 000	31 567	24,212 18		42,913 65	18,701 47	
WABCO HOLDINGS INC								
Symbol WBC Exchange NYSE	Aug 26, 16	549 000	106 790	58,627 71	106 150	58,276 35	-351 36	ST
	Dec 6, 16	132 000	108 430	14,312 76	106 150	14,011 80	-300 96	ST
	Dec 22, 16	182 000	109 137	19,862 99	106 150	19,319 30	-543 69	ST

continued next page



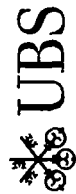
ACCESS
December 2016

EIN#: 45-3814655

Account name: INMAAT FOUNDATION

Your assets • Equities • Common stock (continued)

Holding	Trade date	Number of shares	Purchase price/Average price per share (\$)	Cost basis (\$)	Price per share on Dec 30 (\$)	Value on Dec 30 (\$)	Unrealized gain or loss (\$)	Holding period
Security total		863,000	107.536	92,803.46		91,607.45	-1,196.01	
Total				\$1,649,935.90		\$1,994,988.14	\$345,052.24	



UBS Selections
December 2016

Account name:

INMAAT FOUNDATION

EIN#: 45-3814655

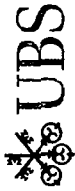
Your assets

Equities

Common stock

Holding	Trade date	Number of shares	Purchase price/ Average price per share (\$)	Cost basis (\$)	Price per share on Dec. 30 (\$)	Value on Dec. 30 (\$)	Unrealized gain or loss (\$)	Holding period
ACCENTURE PLC IRELAND CL A								
Symbol: ACN Exchange: NYSE								
EAI: S997 Current yield: 2.07%	Jun 20, 14	391,000	83.307	32,573.19	117.130	45,797.83	13,224.64	LT
Security total	Apr 2, 15	21,000	93.640	1,966.44	117.130	2,459.73	493.29	LT
		412,000	83.834	34,539.63		48,257.56	13,717.93	
BLACKROCK INC								
Symbol: BLK Exchange: NYSE								
EAI: S1,090 Current yield: 2.41%	Dec 16, 16	119,000	393.137	46,783.41	380.540	45,284.26	-1,499.15	ST
BRITISH AMER TOBACCO PLC GB								
SPON ADR								
Symbol: BTI Exchange: AMEX								
EAI: S1,685 Current yield: 3.85%	Feb 12, 16	201,000	108.427	21,793.95	112.670	22,646.67	852.72	ST
Security total	Feb 16, 16	187,000	109.755	20,524.32	112.670	21,069.29	544.97	ST
		388,000	109.068	42,318.27		43,715.96	1,397.69	

continued next page



UBS Selections
December 2016

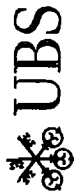
Account name: INMAAT FOUNDATION

EIN#: 45-3814655

Your assets • Equities • Common stock (continued)

Holding	Trade date	Number of shares	Purchase price/Average price per share (\$)	Cost basis (\$)	Price per share on Dec 30 (\$)	Value on Dec 30 (\$)	Unrealized gain or loss (\$)	Holding period
CHUBB LTD CHF								
Symbol CB Exchange NYSE								
EAI: \$952 Current yield 2.09%								
CHF Exchange rate 1.01635	Apr 8, 16	345 000	118 953	41,038 99	132 120	45,581 40	4,542 41	ST
COCA COLA CO COM								
Symbol KO Exchange NYSE								
EAI: \$1,665 Current yield 3.38%	Dec 17, 15	981 000	43 727	42,897 07	41 460	40,672 26	-2,224 81	LT
Security total	Sep 15, 16	208 000	42 336	8,805 93	41 460	8,623 68	-182 25	ST
		1,189 000	43 484	51,703 00		49,295 94	-2,407 06	
COLGATE PALMOLIVE CO								
Symbol CL Exchange NYSE								
EAI: \$1,055 Current yield 2.38%	Dec 10, 15	676 000	66 143	44,713 08	65.440	44,237.44	-475 64	LT
CRANE CO								
Symbol CR Exchange NYSE								
EAI: \$785 Current yield 1.83%	Dec 10, 15	595 000	48 321	28,751 53	72 120	42,911 40	14,159 87	LT
CVS HEALTH CORP								
Symbol CVS Exchange NYSE								
EAI: \$1,162 Current yield 2.53%	Oct 14, 16	581 000	88 763	51,571 48	78 910	45,846 71	-5,724.77	ST
DIAGEO PLC NEW GB SPON ADR								
Symbol DEO Exchange NYSE								
EAI: \$1,296 Current yield 3.00%	Dec 10, 15	416 000	111 142	46,235 29	103 940	43,239 04	-2,996 25	LT
EXXON MOBIL CORP								
Symbol XOM Exchange NYSE								
EAI: \$1,587 Current yield 3.32%	May 9, 16	529 000	88 196	46,656 05	90 260	47,747 54	1,091 49	ST
HOME DEPOT INC								
Symbol HD Exchange NYSE								
EAI: \$903 Current yield 2.06%	Dec 10, 15	264 000	132 713	35,036 29	134 080	35,397 12	360.83	LT
Security total	Sep 15, 16	63 000	127 198	8,013 51	134 080	8,447 04	433 53	ST
		327 000	131 651	43,049 80		43,844 16	794 36	
INTEL CORP								
Symbol INTC Exchange OTC								
EAI: \$1,447 Current yield 2.87%	Dec 10, 15	1,391 000	34 857	48,486 45	36 270	50,451 57	1,965 12	LT
INVESCO LTD								
Symbol IVZ Exchange NYSE								
EAI: \$1,710 Current yield 3.69%	Dec 10, 15	1,495 000	32 882	49,159 79	30 340	45,358 30	-3,801 49	LT

continued next page



UBS Selections
December 2016

Account name: INMAAT FOUNDATION

EIN#: 45-3814655

Your assets • Equities • Common stock (continued)

Holding	Trade date	Number of shares	Purchase price/Average price per share (\$)	Cost basis (\$)	Price per share on Dec 30 (\$)	Value on Dec 30 (\$)	Unrealized gain or loss (\$)	Holding period
Security total	Dec 16, 15	32 000	31 562	1,010 01	30 340	970 88	-39.13	LT
Security total		1,527 000	32 855	50,169 80		46,329 18	-3,840.62	
JOHNSON CTLS INTL PLC								
Symbol: JCI Exchange: NYSE								
EAI \$1,091								
Current yield								
2.43%								
Security total	Sep 6, 16	840 667	47 842	40,219 98	41 190	34,627.09	-5,592.89	ST
Security total	Sep 6, 16	176 333	47 842	8,436 28	41 190	7,263 14	-1,173 14	ST
Security total	Nov 7, 16	74 000	41 928	3,102 70	41 190	3,048 06	-54 64	ST
Security total		1,091 000	47 442	51,758 96		44,938 29	-6,820 67	
LOCKHEED MARTIN CORP								
Symbol: LMT Exchange: NYSE								
EAI \$1 420								
Current yield								
2.91%								
Security total	Jan 15, 16	195 000	215 489	42,020 39	249 940	48,738.30	6,717.91	ST
MARSH & MCLENNAN COS INC								
Symbol: MMC Exchange: NYSE								
EAI \$953								
Current yield								
2.01%								
Security total	Dec 10, 15				67 590	47,380 59	8,194 69	LT
MCDONALDS CORP								
Symbol: MCD Exchange: NYSE								
EAI \$1,384								
Current yield								
3.09%								
Security total	Dec 18, 14	59 000	91 689	5,409.70	121 720	7,181 48	1,771.78	LT
Security total	Apr 2, 15	13 000	95 527	1,241 86	121,720	1,582 36	340 50	LT
Security total	Dec 10, 15	296 000	116 940	34,614 24	121,720	36,029 12	1,414 88	LT
Security total		368 000	112 135	41,265 80		44,792 96	3,527 16	
MEDTRONIC PLC								
Symbol: MDT Exchange: NYSE								
EAI \$1,013								
Current yield								
2.41%								
Security total	Dec 10, 15	589 000	77 487	45,640.13	71 230	41,954.47	-3,685 66	LT
MICROSOFT CORP								
Symbol: MSFT Exchange: OTC								
EAI \$1,108								
Current yield								
2.51%								
Security total	Oct 21, 14	287 000	44 750	12,843 36	62.140	17,834 18	4,990 82	LT
Security total	Dec 18, 14	34 000	46 540	1,582 36	62 140	2,112 76	530 40	LT
Security total	Apr 2, 15	49 000	40 498	1,984 45	62 140	3,044 86	1,060 41	LT
Security total	Dec 10, 15	340 000	55 136	18,746 48	62 140	21,127.60	2,381 12	LT
Security total		710 000	49 516	35,156 65		44,119 40	8,962 75	
NEXTERA ENERGY INC COM								
Symbol: NEE Exchange: NYSE								
EAI \$1,315								
Current yield								
2.91%								
Security total	Dec 10, 15	378 000	97 700	36,930 68	119 460	45,155 88	8,225.20	LT

continued next page



UBS Selections
December 2016

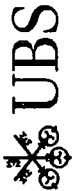
Account name: INMAAT FOUNDATION

EIN#: 45-3814655

Your assets • Equities • Common stock (continued)

Holding	Trade date	Number of shares	Purchase price/ Average price per share (\$)	Cost basis (\$)	Price per share on Dec 30 (\$)	Value on Dec 30 (\$)	Unrealized gain or loss (\$)	Holding period
NORDSTROM INC								
Symbol JWN Exchange NYSE								
EAI \$1,292 Current yield 3.09%	Nov 3, 15	100 000	67.039	6,703.95	47.930	4,793.00	-1,910.95	LT
	Dec 10, 15	420 000	56.709	23,818.16	47.930	20,130.60	-3,687.56	LT
	Dec 16, 15	5 000	54.070	270.35	47.930	239.65	-30.70	LT
	Jan 15, 16	220 000	45.590	10,029.95	47.930	10,544.60	514.65	ST
	May 9, 16	128 000	49.342	6,315.87	47.930	6,135.04	-180.83	ST
Security total		873 000	53.996	47,138.28		41,842.89	-5,295.39	
NOVARTIS AG SPON ADR								
Symbol NVS Exchange NYSE								
EAI \$1,331 Current yield 3.16%	Dec 10, 15	460 000	85.056	39,125.81	72.840	33,506.40	-5,619.41	LT
	Dec 16, 15	6 000	85.581	513.49	72.840	437.04	-76.45	LT
	Feb 12, 16	112 000	72.514	8,121.57	72.840	8,158.08	36.51	ST
Security total		578 000	82.631	47,760.87		42,101.52	-5,659.35	
PEPSICO INC								
Symbol PEP Exchange NYSE								
EAI \$1,348 Current yield 2.88%	Dec 10, 15	448 000	98.936	44,323.68	104.630	46,874.24	2,550.56	LT
PRAXAIR INC								
Symbol PX Exchange NYSE								
EAI \$1,239 Current yield 2.56%	Sep 15, 16	413 000	118.420	48,907.83	117.190	48,359.47	-508.36	ST
ROCKWELL AUTOMATION INC NEW								
Symbol ROK Exchange NYSE								
EAI \$994 Current yield 2.26%	Dec 10, 15	327 000	103.923	33,982.99	134.400	43,948.80	9,965.81	LT
TEXAS INSTRUMENTS								
Symbol TXN Exchange OTC								
EAI \$1,216 Current yield 2.74%	Dec 10, 15	608 000	56.985	34,646.88	72.970	44,365.76	9,718.88	LT
UNION PACIFIC CORP								
Symbol UNP Exchange NYSE								
EAI \$1,094 Current yield 2.33%	Dec 10, 15	352 000	77.506	27,282.14	103.680	36,495.36	9,213.22	LT
	Jan 15, 16	100 000	73.860	7,386.01	103.680	10,368.00	2,981.99	ST
Security total		452 000	76.699	34,668.15		46,863.36	12,195.21	
UNTD TECHNOLOGIES CORP								
Symbol UTX Exchange NYSE								
EAI \$1,196 Current yield 2.41%	Dec 10, 15	453 000	93.927	42,549.07	109.620	49,657.85	7,108.79	LT

continued next page



UBS Selections
December 2016

Account name: INMAAT FOUNDATION

EIN#: 45-3814655

Your assets › Equities › Common stock (continued)

Holding	Trade date	Number of shares	Purchase price/Average price per share (\$)	Cost basis (\$)	Price per share on Dec 30 (\$)	Value on Dec 30 (\$)	Unrealized gain or loss (\$)	Holding period
VF CORP								
Symbol VFC Exchange NYSE	Dec 10, 15	666 000	62 955	41,928 36	53 350	35,531 10	-6,397 26	LT
EAI \$1,420 Current yield 3 15%	Sep 15, 16	179 000	56 326	10,082 44	53 350	9,549 65	-532 79	ST
Security total		845 000	61.551	52,010 80		45,080.75	-6,930 05	
Total				\$1,253,963.84		\$1,322,956.70	\$68,992.86	

Total estimated annual income: \$35,748



ACCESS
December 2016

Account name:

INMAAT FOUNDATION

EIN#: 45-3814655

Your assets

Equities

Common stock

Holding	Trade date	Number of shares	Purchase price/Average price per share (\$)	Cost basis (\$)	Price per share on Dec 30 (\$)	Value on Dec 30 (\$)	Unrealized gain or loss (\$)	Holding period
ACCENTURE PLC IRELAND CL A								
Symbol ACN Exchange NYSE								
EAI \$1,808 Current yield 2.07%	Sep 26, 16	747 000	113 895	85,079 93	117 130	87,496 11	2,416 18	ST
ADOBE SYSTEMS INC (DELAWARE)								
Symbol ADBE Exchange OTC	Sep 26, 16	782 000	107 393	83,981 48	102 950	80,506 90	-3,474.58	ST
ALIGN TECHNOLOGY INC								
Symbol ALGN Exchange OTC	Sep 26, 16	337 000	93 198	31,407 83	96 130	32,395 81	987 98	ST
Symbol GOOGL Exchange OTC	Dec 12, 16	188 000	98 524	18,522 61	96 130	18,072 44	-450 17	ST
Security total		525 000	95 106	49,930 44		50,468.25	537 81	
ALPHABET INC CL A								
Symbol GOOGL Exchange OTC	Apr 13, 15	97 000	550 145	53,364 13	792 450	76,867 65	23,503 52	LT
ALPHABET INC CL C								
Symbol GOOG Exchange OTC	Sep 26, 16	144 000	773 788	111,425 58	771 820	111,142 08	-283 50	ST

continued next page



ACCESS
December 2016

Account name.

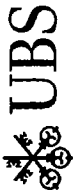
INMAAT FOUNDATION

EIN#: 45-3814655

Your assets • Equities • Common stock (continued)

Holding	Trade date	Number of shares	Purchase price/Average price per share (\$)	Cost basis (\$)	Price per share on Dec 30 (\$)	Value on Dec 30 (\$)	Unrealized gain or loss (\$)	Holding period
AUTOMATIC DATA PROCESSING INC								
Symbol ADP Exchange OTC								
EAI \$2,428 Current yield 2.22%	Sep 26, 16	889 000	88 350	78,543 15	102 780	91,371 42	12,828 27	ST
	Dec 6, 16	176 000	95 384	16,787 64	102 780	18,089 28	1,301 64	ST
Security total		1,065 000	89 512	95,330 79		109,460 70	14,129 91	
CELGENE CORP								
Symbol CELG Exchange OTC								
	Jul 11, 14	68 000	89 141	6,061 62	115 750	7,871 00	1,809 38	LT
	Jul 14, 14	608 000	88 655	53,902 73	115 750	70,376 00	16,473 27	LT
	Dec 22, 16	142 000	116 565	16,552 30	115 750	16,436 50	-115.80	ST
Security total		818 000	93 541	76,516 65		94,683 50	18,166 85	
DOLLAR GEN CORP NEW								
Symbol DG Exchange NYSE								
EAI \$744 Current yield 1.35%	Mar 1, 16	352 000	75 615	26,616 59	74 070	26,072 64	-543 95	ST
	Oct 11, 16	392 000	68 547	28,386.27 ?	74 070	29,035 44	649.17	ST
Security total		744 000	73 929	55,002 86		55,108 08	105 22	
FACEBOOK INC CL A								
Symbol FB Exchange OTC								
	Mar 12, 15	910 000	78 474	71,411 70	115 050	104,695 50	33,283 80	LT
GARTNER INC								
Symbol IT Exchange NYSE								
	Sep 26, 16	619 000	90 030	55,728 57	101 070	62,562 33	6,833 76	ST
MASTERCARD INC CL A								
Symbol MA Exchange NYSE								
EAI \$299 Current yield 0.85%	Sep 26, 16	340 000	101 417	34,482 05	103 250	35,105 00	622 95	ST
NESTLE S A SPONSORED ADR								
Symbol NSRGY Exchange OTC								
EAI \$1,887 Current yield 2.71%	Sep 26, 16	969 000	78 786	76,343 82	71 740	69,516 06	-6,827.76	ST
NIKE INC CL B								
Symbol NKE Exchange NYSE								
EAI \$1,386 Current yield 1.42%	Sep 26, 16	1,925 000	54 317	104,561 66	50 830	97,847 75	-6,713 91	ST
O REILLY AUTOMOTIVE INC								
Symbol ORLY Exchange OTC								
	Sep 26, 16	254 000	282 160	71,668 69	278 410	70,716 14	-952 55	ST
ORACLE CORP								
Symbol ORCL Exchange NYSE								
EAI \$1,199 Current yield 1.56%	Sep 26, 16	1,998 000	38 977	77,877 24	38 450	76,823 10	-1,054 14	ST

continued next page



ACCESS

December 2016

Account name:

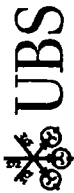
INMAAT FOUNDATION

EIN#: 45-3814655

Your assets • Equities • Common stock (continued)

Holding	Trade date	Number of shares	Purchase price/Average price per share (\$)	Cost basis (\$)	Price per share on Dec. 30 (\$)	Value on Dec. 30 (\$)	Unrealized gain or loss (\$)	Holding period
PRICELINE GROUP INC NEW								
Symbol PCLN Exchange OTC	Sep 26, 16	52 000	1,449 499	75,373 95	1,466 060	76,235 12	861 17	ST
REGENERON PHARMACEUTICALS INC								
Symbol REGN Exchange OTC	Sep 26, 16	158 000	404 284	63,876 97	367 090	58,000 22	-5,876.75	ST
	Dec 22, 16	101 000	369 421	37,311 53	367 090	37,076.09	-235 44	ST
Security total		259 000	390 689	101,188 50		95,076 31	-6,112 19	
STARBUCKS CORP								
Symbol SBUX Exchange OTC	Sep 26, 16	1,762 000	54 126	95,371 42	55 520	97,826.24	2,454 82	ST
EAI \$1,762 Current yield 1.80%								
TJX COS INC NEW								
Symbol TJX Exchange NYSE	Sep 26, 16	1,126 000	75 367	84,864 03	75 130	84,596 38	-267 65	ST
EAI \$1,171 Current yield 1.38%								
VISA INC CL A								
Symbol V Exchange NYSE	Sep 1, 16	527 000	81 095	42,737 54	78 020	41,116 54	-1,621 00	ST
EAI \$1,076 Current yield 0.85%	Sep 8, 16	199 000	83 040	16,524 96	78 020	15,525 98	-998.98	ST
	Sep 26, 16	905 000	81 946	74,161 76	78 020	70,608 10	-3,553 66	ST
Security total		1,631 000	81 805	133,424 26		127,250 52	-6,173 64	
Total				\$1,592,927.75		\$1,663,983.82	\$71,056.07	

Total estimated annual income: \$13,760



Managed Accounts Consulting
December 2016

Account name:

INMAAT FOUNDATION

EIN#: 45-3814655

Your assets

Equities

Common stock

Holding	Trade date	Number of shares	Purchase price/Average price per share (\$)	Cost basis (\$)	Price per share on Dec 30 (\$)	Value on Dec 30 (\$)	Unrealized gain or loss (\$)	Holding period
ABBVIE INC COM								
Symbol ABBV Exchange NYSE	Mar 1, 16	109 000	55 722	6,073 77	62 620	6,825.58	751 81	ST
EAI \$660 Current yield 4 09%	Sep 1, 16	149 000	63 696	9,490 79	62 620	9,330 38	-160 41	ST
Security total		258,000	60 328	15,564 56		16,155 96	591.40	
ACTIVISION BUZZARD INC								
Symbol ATVI Exchange OTC	Dec 1, 16	336 000	35 687	11,991.07	36 110	12,132 96	141 89	ST
EAI \$87 Current yield 0 72%								
ALPHABET INC CL A								
Symbol GOOGL Exchange OTC	Feb 2, 16	58 000	784 639	45,509 07	792 450	45,962 10	453 03	ST
	Feb 16, 16	2 000	714 880	1,429 76	792 450	1,584.90	155 14	ST

continued next page

L



Managed Accounts Consulting
December 2016

Account name.

INMAAT FOUNDATION

EIN#: 45-3814655

Your assets • Equities • Common stock (continued)

Holding	Trade date	Number of shares	Purchase price/Average price per share (\$)	Cost basis (\$)	Price per share on Dec 30 (\$)	Value on Dec 30 (\$)	Unrealized gain or loss (\$)	Holding period
	Feb 22, 16	13 000	727 555	9,458.22	792 450	10,301 85	843 63	ST
	Jul 1, 16	8 000	711 585	5,692 68	792 450	6,339 60	646 92	ST
	Dec 16, 16	5 000	810 120	4,050 60	792 450	3,962 25	-88 35	ST
Security total		86 000	769 074	66,140 33		68,150 70	2,010.37	
ALPHABET INC CLC								
Symbol	GOOG Exchange	OTC	Dec 1, 16	744 792	17,130 23	771 820	17,751.86	ST
AMERICAN WATER WORKS CO INC								
NEW								
Symbol	AWK Exchange	NYSE	Apr 1, 16	69 389	16,306 52	72 360	17,004.60	ST
EAI	\$353 Current yield	2.08%					698.08	
AMERICAN TOWER CORP REIT								
Symbol	AMT Exchange	NYSE	Dec 1, 16	100 641	41,967 38	105,680	44,068.56	ST
EAI	\$967 Current yield	2.19%					2,101.18	
AMERISOURCEBERGEN CORP								
Symbol	ABC Exchange	NYSE	May 6, 15	113 919	34,745 57	78 190	23,847.95	LT
EAI	\$675 Current yield	1.87%					-10,897.62	
Symbol	AVB Exchange	NYSE	Feb 16, 16	85 249	1,022 99	78 190	938.28	ST
EAI	\$1,145 Current yield	3.05%					-84.71	
BANK OF AMER CORP								
Symbol	BAC Exchange	NYSE	Jun 1, 16	14 842	15,095 33	22.100	22,475.70	ST
EAI	\$694 Current yield	1.36%					7,380.37	
BAXTER INTL INC								
Symbol	BAX Exchange	NYSE	Jul 1, 16	13 110	16,978 62	22 100	28,619.50	ST
EAI	\$498 Current yield	1.17%					11,640.88	
Symbol	BAX Exchange	NYSE	Oct 1, 15	32 696	24,817 02	44 340	33,654.06	LT
EAI	\$498 Current yield	1.17%					8,837.04	
Symbol	BAX Exchange	NYSE	Feb 16, 16	37 088	1,038 49	44 340	1,241.52	ST
EAI	\$498 Current yield	1.17%					203.03	
Symbol	BAX Exchange	NYSE	Feb 22, 16	38 359	6,521 18	44 340	7,537.80	ST
EAI	\$498 Current yield	1.17%					1,016.62	
Symbol	BAX Exchange	NYSE		33 831	32,376 69	42,433 38	10,056.69	ST
EAI	\$498 Current yield	1.17%					continued next page	

L



Managed Accounts Consulting
December 2016

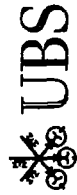
EIN#: 45-3814655

Account name: INMAAT FOUNDATION

Your assets • Equities • Common stock (continued)

Holding	Trade date	Number of shares	Purchase price/ Average price per share (\$)	Cost basis (\$)	Price per share on Dec 30 (\$)	Value on Dec 30 (\$)	Unrealized gain or loss (\$)	Holding period
C H ROBINSON WORLDWIDE INC NEW								
Symbol	CHRW	Exchange	OTC					
EAI	\$313	Current yield	2.46%					
	Apr 2, 15	67 000	72 203	4,837 64	73 260	4,908 42	70 78	LT
	Feb 16, 16	16 000	70 840	1,133 44	73 260	1,172 16	38 72	ST
	Feb 22, 16	91 000	69 849	6,356 26	73 260	6,666 66	310 40	ST
Security total		174 000	70 847	12,327 34		12,747 24	419 90	
CARDINAL HEALTH INC								
Symbol	CAH	Exchange	NYSE					
EAI	\$431	Current yield	2.50%					
	May 2, 16	192 000	79 359	15,236 93	71 970	13,818 24	-1,418 69	ST
	Sep 1, 16	48 000	79 560	3,818 88	71 970	3,454 56	-364 32	ST
Security total		240 000	79 399	19,055 81		17,272 80	-1,783 01	
CENTENE CORP								
Symbol	CNC	Exchange	NYSE					
	Dec 1, 16	176 000	57 978	10,204 30	56 510	9,945 76	-258 54	ST
CERNER CORP								
Symbol	CERN	Exchange	OTC					
	Mar 1, 16	85 000	51 179	4,350 29	47 370	4,026 45	-323 84	ST
	Apr 1, 16	84 000	53 646	4,506 29	47 370	3,979 08	-527 21	ST
Security total		169 000	52 406	8,856 58		8,005 53	-851 05	
CITIGROUP INC								
Symbol	C	Exchange	NYSE					
EAI	\$74	Current yield	1.07%					
	Feb 2, 16	19 000	40 326	766 20	59 430	1,129 17	362 97	ST
	Feb 22, 16	97 000	39 439	3,825 67	59 430	5,764 71	1,939 04	ST
Security total		116 000	39 585	4,591 87		6,893 88	2,302 01	
CITIZENS FINANCIAL GROUP INC								
Symbol	CFG	Exchange	NYSE					
EAI	\$384	Current yield	1.35%					
	Mar 1, 16	799 000	20 129	16,083 79	35 630	28,468 37	12,384 58	ST
CITRIX SYSTEMS INC								
Symbol	CTXS	Exchange	OTC					
	Dec 28, 15	52 000	75 549	3,928 59	89 310	4,644 12	715 53	LT
	Feb 2, 16	107 000	65 998	7,061 85	89 310	9,556 17	2,494 32	ST
	Feb 22, 16	42 000	69 610	2,923 62	89 310	3,751 02	827 40	ST
	Jul 1, 16	153 000	80 244	12,277 42	89 310	13,664 43	1,387 01	ST
Security total		354 000	73 987	26,191 48		31,615 74	5,424 26	

continued next page



Managed Accounts Consulting
December 2016

Account name: INMAAT FOUNDATION

EIN#: 45-3814655

Your assets • Equities • Common stock (continued)

Holding	Trade date	Number of shares	Purchase price/Average price per share (\$)	Cost basis (\$)	Price per share on Dec 30 (\$)	Value on Dec 30 (\$)	Unrealized gain or loss (\$)	Holding period
COACH INC								
Symbol COH Exchange NYSE								
EAI \$319 Current yield 3.86%	Sep 1, 16	236 000	38 191	9,013 24	35 020	8,264 72	-748 52	ST
D R HORTON INC								
Symbol DHI Exchange NYSE								
EAI \$414 Current yield 1.47%	Aug 3, 15	192 000	29 560	5,675 52	27 330	5,247 36	-428 16	LT
	Oct 1, 15	150 000	29 399	4,409 99	27 330	4,099 50	-310.49	LT
	Nov 3, 15	467 000	29 913	13,969 70	27 330	12,763 11	-1,206 59	LT
	Feb 16, 16	41 000	24 670	1,011 47	27 330	1,120 53	109 06	ST
	Feb 22, 16	184 000	26 079	4,798 70	27 330	5,028 72	230 02	ST
Security total		1,034 000	28 883	29,865 38		28,259 22	-1,606 16	
DARDEN RESTAURANTS INC								
Symbol DRI Exchange NYSE								
EAI \$773 Current yield 3.08%	Nov 3, 15	221 000	55 922	12,358 82	72 720	16,071 12	3,712 30	LT
	Feb 22, 16	64 000	62 065	3,972 16	72 720	4,654 08	681 92	ST
	Jun 1, 16	60 000	67 889	4,073 39	72 720	4,363 20	289.81	ST
Security total		345 000	59 143	20,404 37		25,088 40	4,684.03	
DIGITAL REALTY TRUST INC REIT								
Symbol DLR Exchange NYSE								
EAI \$306 Current yield 3.58%	Aug 1, 16	87 000	106 230	9,242 03	98 260	8,548 62	-693 41	ST
DISCOVERY COMMUNICATIONS INC								
CL A								
Symbol DISCA Exchange OTC								
	May 6, 15	845 000	31 979	27,023 02	27 410	23,161 45	-3,861.57	LT
	Feb 22, 16	220 000	26 146	5,752 21	27 410	6,030.20	277 99	ST
	Mar 1, 16	193 000	25 915	5,001 75	27 410	5,290.13	288 38	ST
Security total		1,258 000	30 029	37,776 98		34,481 78	-3,295 20	
EDWARDS LIFESCIENCES CORP								
Symbol EW Exchange NYSE								
	Jun 1, 16	95 000	99 516	9,454 11	93 700	8,901 50	-552 61	ST
ENDO INTL PLC								
Symbol: ENDP Exchange OTC								
	Sep 1, 16	225 000	20 175	4,539 38	16 470	3,705 75	-833 63	ST
	Oct 3, 16	226 000	20 347	4,598 59	16 470	3,722 22	-876 37	ST
	Dec 1, 16	1,255,000	16 057	20,151 75	16 470	20,669 85	518 10	ST
Security total		1,706 000	17 169	29,289 72		28,097 82	-1,191 90	

continued next page



Managed Accounts Consulting
December 2016

Account name:

INMAAT FOUNDATION

EIN#: 45-3814655

Your assets • Equities • Common stock (continued)

Holding	Trade date	Number of shares	Purchase price/Average price per share (\$)	Cost basis (\$)	Price per share on Dec 30 (\$)	Value on Dec 30 (\$)	Unrealized gain or loss (\$)	Holding period
EQUITY RESIDENTIAL SBI								
Symbol EQR Exchange NYSE	May 2, 16	389 000	68 989	26,837 04	64 360	25,036 04	-1,801 00	ST
EAI \$907 Current yield: 3.13%	Sep 1, 16	61 000	64 550	3,937 55	64 360	3,925 96	-11 59	ST
Security total		450 000	68 388	30,774 59		28,962 00	-1,812 59	
EXTRA SPACE STORAGE INC REITS								
Symbol EXR Exchange NYSE	Aug 1, 16	91 000	86 168	7,841 34	77 240	7,028 84	-812 50	ST
EAI \$284 Current yield: 4.04%								
FACEBOOK INC CL A								
Symbol FB Exchange: OTC	May 6, 15	138 000	77 559	10,703 27	115 050	15,876 90	5,173 63	LT
	Feb 22, 16	36 000	106 790	3,844 44	115 050	4,141 80	297 36	ST
	Mar 1, 16	98 000	109 369	10,718 25	115 050	11,274 90	556 65	ST
	Aug 1, 16	36 000	124 198	4,471 16	115 050	4,141 80	-329 36	ST
	Dec 1, 16	225 000	115 365	25,957 13	115 050	25,886 25	-70 88	ST
Security total		533 000	104 492	55,694 25		61,321 65	5,627 40	
FIFTH THIRD BANCORP								
Symbol FITB Exchange OTC	Feb 2, 16	1,575 000	15 256	24,029 46	26 970	42,477 75	18,448 29	ST
EAI \$1,115 Current yield 2.08%	Feb 16, 16	62 000	15 329	950 45	26 970	1,672 14	721 69	ST
	Feb 22, 16	354 000	15 619	5,529 44	26 970	9,547 38	4,017 94	ST
Security total		1,991 000	15 324	30,509 35		53,697 27	23,187 92	
FORD MOTOR CO COM NEW								
Symbol F Exchange NYSE	Dec 28, 15	914 000	14 197	12,976 33	12 130	11,086 82	-1,889 51	LT
EAI \$1,072 Current yield: 4.95%	Feb 16, 16	308 000	11 645	3,586 66	12 130	3,736 04	149 38	ST
	Feb 22, 16	264 000	12 507	3,302 01	12 130	3,202 32	-99 69	ST
	Aug 1, 16	300 000	12 467	3,740 31	12 130	3,639 00	-101 31	ST
Security total		1,786 000	13 217	23,605 31		21,664 18	-1,941 13	
F5 NETWORKS INC								
Symbol FFIV Exchange OTC	May 6, 15	21 000	122 411	2,570 65	144 720	3,039 12	468 47	LT
	Feb 22, 16	31 000	94 380	2,925 78	144 720	4,486 32	1,560 54	ST
Security total		52 000	105 701	5,496 43		7,525 44	2,029 01	

continued next page



Managed Accounts Consulting
December 2016

Account name:

INMAAT FOUNDATION

EIN#: 45-3814655

Your assets › Equities › Common stock (continued)

Holding	Trade date	Number of shares	Purchase price/Average price per share (\$)	Cost basis (\$)	Price per share on Dec 30 (\$)	Value on Dec 30 (\$)	Unrealized gain or loss (\$)	Holding period
GARMIN LTD SHS CHF								
Symbol GRMN Exchange OTC								
EAI \$395 Current yield 8.07%	Sep 1, 16	5 000	48.846	244.23	48.490	242.45	-1.78	ST
CHF Exchange rate 1.01635	Oct 3, 16	96 000	48.037	4,611.64	48.490	4,655.04	43.40	ST
Security total		101 000	48.078	4,855.87		4,897.49	41.62	
GENERAL MOTORS CO								
Symbol GM Exchange NYSE								
EAI \$1,946 Current yield 4.36%	Nov 1, 16	1 280 000	31.286	40,046.85	34.840	44,595.20	4,548.35	ST
GILEAD SCIENCES INC								
Symbol GILD Exchange OTC								
EAI \$239 Current yield: 2.63%	Jun 20, 14	16 000	81.228	1,299.65	71.610	1,145.76	-153.89	LT
	Dec 18, 14	7 000	104.690	732.83	71.610	501.27	-231.56	LT
	Feb 16, 16	15 000	90.350	1,355.25	71.610	1,074.15	-281.10	ST
	Feb 22, 16	89 000	89.149	7,934.34	71.610	6,373.29	-1,561.05	ST
Security total		127 000	89.150	11,322.07		9,094.47	-2,227.60	
HARRIS CORP DELA								
Symbol HRS Exchange NYSE								
EAI \$365 Current yield 2.07%	Jun 1, 16	172 000	79.115	13,607.78	102.470	17,624.84	4,017.06	ST
HORMEL FOODS CORP								
Symbol HRL Exchange NYSE								
EAI \$220 Current yield 1.95%	Dec 1, 16	324 000	33.417	12,583.68 ²	34.810	11,278.44	-1,305.24	ST
HP INC								
Symbol HPQ Exchange NYSE								
EAI \$991 Current yield 3.58%	Nov 16, 15	1,007,000	13.340	13,433.38	14.840	14,943.88	1,510.50	LT
	Feb 22, 16	355 000	10.679	3,791.36	14.840	5,268.20	1,476.84	ST
	Nov 1, 16	505 000	14.311	7,227.06	14.840	7,494.20	267.14	ST
Security total		1,867,000	13.097	24,451.80		27,706.28	3,254.48	
INTERCONTINENTALEXCHANGE GROUP								
Symbol ICE Exchange NYSE								
EAI \$459 Current yield 1.21%	Oct 3, 16	675 000	53.656	36,218.38	56.420	38,083.50	1,865.12	ST
INTUIT								
Symbol INTU Exchange OTC								
EAI \$405 Current yield 1.19%	Aug 1, 16	298 000	110.765	33,007.97	114.610	34,153.78	1,145.81	ST

continued next page



Managed Accounts Consulting
December 2016

Account name:

INMAAT FOUNDATION

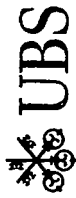
EIN#: 45-3814655

Your assets > Equities > Common stock (continued)

Holding	Trade date	Number of shares	Purchase price/Average price per share (\$)	Cost basis (\$)	Price per share on Dec 30 (\$)	Value on Dec 30 (\$)	Unrealized gain or loss (\$)	Holding period
INTUITIVE SURGICAL INC NEW								
Symbol ISRG Exchange OTC	Nov 1, 16	23 000	666 466	15,328 74	634 170	14,585 91	-742.83	ST
JUNIPER NETWORKS INC								
Symbol JNPR Exchange NYSE	Feb 2, 16	130 000	23 956	3,114 32	28 260	3,673 80	559 48	ST
EAI \$133 Current yield 1 41%	Mar 1, 16	203 000	24 987	5,072 54	28 260	5,736 78	664 24	ST
Security total		333 000	24 585	8,186 86		9,410 58	1,223 72	
KLA -TENCOR CORP								
Symbol KLAC Exchange OTC	Dec 28, 15	302 000	69 166	20,888 19	78 680	23,761 36	2,873 17	LT
EAI \$1,050 Current yield 2 75%	Oct 7, 16	184 000	72 432	13,327 65	78 680	14,477 12	1,149 47	ST
Security total		486 000	70 403	34,215 84		38,238 48	4,022 64	
KOHL'S CORP								
Symbol KSS Exchange NYSE	Jun 1, 16	526 000	36 148	19,013 85	49 380	25,973 88	6,960 03	ST
EAI \$1,052 Current yield 4 05%								
KRAFT HEINZ CO/THE								
Symbol KHC Exchange OTC	Jun 1, 16	468 000	83 465	39,061 79	87 320	40,865 76	1,803 97	ST
EAI \$1,123 Current yield 2 75%								
LAM RESEARCH CORP								
Symbol LRCX Exchange OTC	Jun 20, 14	54 000	66 397	3,585 49	105 730	5,709 42	2,123.93	LT
EAI \$544 Current yield 1 70%	Apr 2, 15	3 000	70 450	211 35	105 730	317 19	105 84	LT
	May 6, 15	139 000	74 749	10,390 24	105 730	14,696 47	4,306 23	LT
	Feb 16, 16	52 000	67 990	3,535 48	105 730	5,497 96	1,962.48	ST
	Feb 22, 16	54 000	70 199	3,790 79	105 730	5,709.42	1,918.63	ST
Security total		302 000	71 236	21,513 35		31,930 46	10,417.11	
LENNAR CORP *RECLASSIFICATION								
AS OF 4/03*								
Symbol LEN Exchange NYSE	May 2, 16	315 000	45 645	14,378 18	42 930	13,522 95	-855 23	ST
EAI \$121 Current yield 0 37%	Aug 1, 16	441 000	46 717	20,602 37	42 930	18,932 13	-1,670 24	ST
Security total		756 000	46 271	34,980 55		32,455 08	-2,525 47	

continued next page

L



Managed Accounts Consulting
December 2016

Account name: INMAAT FOUNDATION

EIN#: 45-3814655

Your assets • Equities • Common stock (continued)

Holding	Trade date	Number of shares	Purchase price/Average price per share (\$)	Cost basis (\$)	Price per share on Dec 30 (\$)	Value on Dec 30 (\$)	Unrealized gain or loss (\$)	Holding period
LEUCADIA NATIONAL CORP								
Symbol LUK Exchange NYSE								
EAI \$252 Current yield 1.08%	Dec 1, 16	1,007,000	22.679	22,838.36	23.250	23,412.75	574.39	ST
LKQ CORP NEW								
Symbol LKQ Exchange OTC								
	Jul 1, 16	103,000	32.016	3,457.83	30.650	3,310.20	-147.63	ST
	Oct 3, 16	184,000	35.228	6,482.04	30.650	5,639.60	-842.44	ST
	Nov 1, 16	536,000	31.769	17,028.34	30.650	16,428.40	-599.94	ST
Security total		828,000	32.570	25,968.21		25,378.20	-1,590.01	
LOCKHEED MARTIN CORP								
Symbol LMT Exchange NYSE								
EAI \$269 Current yield 2.91%	Sep 1, 16	37,000	242.981	8,990.33	249.940	9,247.78	257.45	ST
MARTIN MARIETTA MATERIALS INC								
Symbol MLM Exchange NYSE								
EAI \$252 Current yield 0.76%	Jul 1, 15	57,000	143.344	8,170.65	221.530	12,627.21	4,456.56	LT
	Nov 3, 15	60,000	145.476	8,728.56	221.530	13,291.80	4,563.24	LT
	Feb 16, 16	7,000	132.618	928.33	221.530	1,550.71	622.38	ST
	Feb 22, 16	26,000	140.098	3,642.57	221.530	5,759.78	2,117.21	ST
Security total		150,000	143.134	21,470.11		33,229.50	11,759.39	
MCKESSON CORP								
Symbol MCK Exchange NYSE								
EAI \$129 Current yield 0.80%	Sep 1, 16	59,000	182.948	10,793.98	140.450	8,286.55	-2,507.43	ST
	Oct 3, 16	56,000	165.175	9,249.80	140.450	7,865.20	-1,384.60	ST
Security total		115,000	174.294	20,043.78		16,151.75	-3,892.03	
MICHAEL KORS HLDGS LTD								
Symbol KORS Exchange NYSE								
	Apr 1, 16	78,000	56.818	4,431.82	42.980	3,352.44	-1,079.38	ST
	May 2, 16	73,000	52.659	3,844.11	42.980	3,137.54	-706.57	ST
Security total		151,000	54.807	8,275.93		6,489.98	-1,785.95	
NASDAQ INC								
Symbol NDAQ Exchange OTC								
EAI \$512 Current yield 1.91%	May 6, 15	317,000	49.035	15,544.13	67.120	21,277.04	5,732.91	LT
	Feb 22, 16	83,000	63.370	5,259.71	67.120	5,570.96	311.25	ST
Security total		400,000	52.010	20,803.84		26,848.00	6,044.16	

continued next page



Managed Accounts Consulting
December 2016

Account name:

INMAAT FOUNDATION

EIN#: 45-3814655

Your assets • Equities • Common stock (continued)

Holding	Trade date	Number of shares	Purchase price/Average price per share (\$)	Cost basis (\$)	Price per share on Dec 30 (\$)	Value on Dec 30 (\$)	Unrealized gain or loss (\$)	Holding period
NAVIENT CORP COM								
Symbol: NAVI Exchange: OTC								
EAI \$305 Current yield: 3 90%	Nov 1, 16	476,000	12 810	6,098 01	16 430	7,820.68	1,722.67	ST
NEWELL BRANDS INC								
Symbol NWL Exchange: NYSE								
EAI \$562 Current yield 1 70%	Nov 1, 16	534,000	47 959	25,610 21	44 650	23,843 10	-1,767 11	ST
	Dec 1, 16	205,000	45 349	9,296 68	44 650	9,153 25	-143.43	ST
Security total		739,000	47 235	34,906 89		32,996 35	-1,910 54	
NEWMONT MINING CORP (HOLDING CO)								
Symbol NEM Exchange: NYSE								
EAI \$190 Current yield 0 59%	Aug 18, 15	189,000	17 548	3,316 68	34 070	6,439 23	3,122 55	LT
	Dec 28, 15	531,000	17 821	9,463 43	34 070	18,091.17	8,627.74	LT
	Feb 22, 16	231,000	25 259	5,835 04	34 070	7,870 17	2,035.13	ST
Security total		951,000	19 574	18,615 15		32,400 57	13,785 42	
NORDSTROM INC								
Symbol JWN Exchange: NYSE								
EAI \$281 Current yield 3 09%	May 2, 16	18,000	51 607	928 93	47 930	862 74	-66 19	ST
	Jun 1, 16	172,000	37 875	6,514.50	47 930	8,243 96	1,729.46	ST
Security total		190,000	39 176	7,443 43		9,106 70	1,663.27	
NVIDIA CORP								
Symbol NVDA Exchange: OTC								
EAI \$319 Current yield 0 52%	Feb 2, 16	132,000	27 929	3,686 75	106 740	14,089 68	10,402.93	ST
	Jul 1, 16	396,000	46 618	18,460 73	106 740	42,269 04	23,808.31	ST
	Dec 16, 16	42,000	97 950	4,113 90	106 740	4,483 08	369.18	ST
Security total		570,000	46 073	26,261 38		60,841 80	34,580.42	
OWENS ILLINOIS INC NEW								
Symbol OI Exchange: NYSE								
	Sep 1, 16	260,000	17 756	4,616 72	17 410	4,526 60	-90 12	ST
	Dec 1, 16	1,775,000	18 407	32,674 01	17 410	30,902 75	-1,771.26	ST
Security total		2,035,000	18 325	37,290 73		35,429.35	-1,861.38	
PROGRESSIVE CORP OHIO								
Symbol PGR Exchange: NYSE								
EAI \$983 Current yield 2 50%	Dec 28, 15	875,000	31 940	27,947 50	35 500	31,062 50	3,115.00	LT

continued next page



Managed Accounts Consulting
December 2016

Account name: INMAAT FOUNDATION

EIN#: 45-3814655

Your assets • Equities • Common stock (continued)

Holding	Trade date	Number of shares	Purchase price/Average price per share (\$)	Cost basis (\$)	Price per share on Dec. 30 (\$)	Value on Dec. 30 (\$)	Unrealized gain or loss (\$)	Holding period
	Feb 16, 16	35 000	31 540	1,103 90	35 500	1,242 50	138 60	ST
	Feb 22, 16	197 000	31 965	6,297 12	35 500	6,993 50	696 38	ST
Security total		1,107 000	31 932	35,348 52		39,298 50	3,949 98	
PRUDENTIAL FINANCIAL INC								
Symbol PRU Exchange NYSE								
EAI \$272 Current yield: 2.69%	May 6, 15	4 000	83 460	333 84	104 060	416 24	82 40	LT
	Feb 22, 16	93 000	66 069	7,381 86 ²	104 060	9,677 58	2,295 72	LT
Security total		97 000	79 543	7,715 70		10,093 82	2,378 12	
REGIONS FINANCIAL CORP								
Symbol RF Exchange NYSE								
EAI \$103 Current yield 1.80%	Jul 1, 16	398 000	8 339	3,319 10	14 360	5,715 28	2,396 18	ST
RYDER SYSTEM INC								
Symbol R Exchange NYSE								
EAI \$929 Current yield 2.36%	May 6, 15	297 000	94 969	28,206 06	74 440	22,108 68	-6,097 38	LT
	Feb 22, 16	78 000	58 459	4,559 87	74 440	5,806 32	1,246 45	ST
	Jul 1, 16	153 000	61 784	9,453 09	74 440	11,389 32	1,936 23	ST
Security total		528 000	79 960	42,219 02		39,304 32	-2,914 70	
S&P GLOBAL INC								
Symbol SPGI Exchange NYSE								
EAI \$497 Current yield: 1.34%	Dec 1, 16	345 000	116 222	40,096 65	107 540	37,101 30	-2,995 35	ST
SCRIPPS NETWORKS INTERACT INC								
CL A								
Symbol SNI Exchange OTC								
EAI \$580 Current yield 1.40%	Sep 1, 15	298 000	51 855	15,452 82	71 370	21,268 26	5,815 44	LT
	Sep 11, 15	82 000	52 979	4,344 28	71 370	5,852 34	1,508 06	LT
	Dec 28, 15	79 000	55 188	4,359 90	71 370	5,638 23	1,278 33	LT
	Feb 16, 16	18 000	53 018	954 34	71 370	1,284 66	330 32	ST
	Feb 22, 16	103 000	55 559	5,722 67	71 370	7,351 11	1,628 44	ST
Security total		580 000	53 162	30,834 01		41,394 60	10,560 59	
SL GREEN REALTY CORP								
Symbol SLG Exchange NYSE								
EAI \$1,138 Current yield 2.88%	Oct 3, 16	189 000	106 980	20,219 22	107 550	20,326 95	107 73	ST
	Nov 1, 16	178 000	97 755	17,400 42	107 550	19,143 90	1,743 48	ST
Security total		367 000	102 506	37,619 64		39,470 85	1,851 21	

continued next page



Managed Accounts Consulting
December 2016

Account name:

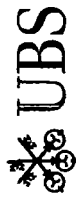
INMAAT FOUNDATION

EIN#: 45-3814655

Your assets • Equities • Common stock (continued)

Holding	Trade date	Number of shares	Purchase price/Average price per share (\$)	Cost basis (\$)	Price per share on Dec 30 (\$)	Value on Dec 30 (\$)	Unrealized gain or loss (\$)	Holding period
STERICYCLE INC								
Symbol SRCL Exchange OTC	Dec 1, 16	119 000	73 255	8,717 35	77 040	9,167 76	450 41	ST
SUNTRUST BANKS INC								
Symbol STI Exchange NYSE EAI \$292 Current yield 1 89%	Mar 1, 16	281 000	34 957	9,823 03	54 850	15,412 85	5,589 82	ST
TEXAS INSTRUMENTS								
Symbol TXN Exchange OTC EAI \$154 Current yield 2 74%	Apr 1, 16	77 000	57 849	4,454 40	72 970	5,618 69	1,164 29	ST
ULTA SALON COSMETICS & FRAGRANCE INC								
Symbol ULTA Exchange OTC	Sep 1, 16	19 000	245 100	4,656 90	254 940	4,843 86	186 96	ST
Symbol ULTA Exchange OTC	Oct 3, 16	19 000	237 102	4,504 94	254 940	4,843 86	338 92	ST
Security total		38 000	241 101	9,161 84		9,687 72	525 88	
UNDER ARMOUR INC CL A								
Symbol UAA Exchange NYSE	Nov 1, 16	1,084 000	30 401	32,955 66	29 050	31,490 20	-1,465 46	ST
UNDER ARMOUR INC CL C								
Symbol UA Exchange NYSE	Nov 1, 16	258 000	25 319	6,532 53	25 170	6,493 86	-38 67	ST
UNUM GROUP								
Symbol UNM Exchange NYSE EAI \$119 Current yield 1 82%	Apr 1, 16	149 000	31 349		43 930	6,545 57	1,874 46	ST
VENTAS INC								
Symbol VTR Exchange NYSE EAI \$518 Current yield 4 96%	May 6, 15	131 000	58 214	7,626 11	62 520	8,190 12	564 01	LT
Symbol VTR Exchange NYSE EAI \$518 Current yield 4 96%	Mar 30, 16	36 000	63 050	2,269 80	62 520	2,250 72	-19 08	ST
Security total		167 000	59 257	9,895 91		10,440 84	544 93	
VERISIGN INC								
Symbol VRSN Exchange OTC	May 6, 15	73 000	63 399	4,628 17	76 070	5,553 11	924 94	LT
Symbol VRTX Exchange OTC	Feb 22, 16	44 000	83 790	3,686 76	76 070	3,347 08	-339 68	ST
Security total		117 000	71 068	8,314 93		8,900 19	585 26	
VERTEX PHARMACEUTICAL INC								
Symbol VRTX Exchange OTC	Mar 1, 16	393 000	88 185	34,656 78	73 670	28,952 31	-5,704 47	ST
Symbol VRTX Exchange OTC	Apr 1, 16	59 000	78 329	4,621 42	73 670	4,346 53	-274 89	ST
Security total		452 000	86 899	39,278 20		33,298 84	-5,979 36	

continued next page



Managed Accounts Consulting
December 2016

Account name:

INMAAT FOUNDATION

EIN#: 45-3814655

Your assets • Equities • Common stock (continued)

Holding	Trade date	Number of shares	Purchase price/Average price per share (\$)	Cost basis (\$)	Price per share on Dec. 30 (\$)	Value on Dec. 30 (\$)	Unrealized gain or loss (\$)	Holding period
VIACOM INC NEW CL B								
Symbol VIAB Exchange OTC								
EAI \$197 Current yield 2.28%	Mar 1, 16	125 000	36 995	5,351 02 ²	35 100	4,387 50	-963 52	ST
	Oct 3, 16	121 000	37.635	4,553 84	35 100	4,247 10	-306 74	ST
Security total		246 000	40 264	9,904 86		8,634 60	-1,270 26	
WELLTOWER INC REIT								
Symbol HCN Exchange NYSE								
EAI \$1,637 Current yield 5.14%	May 6, 15	377 000	70 743	26,670 43	66 930	25,232 61	-1,437 82	LT
	Feb 22, 16	99 000	60 199	5,959 79	66 930	6,626 07	666 28	ST
Security total		476 000	68 551	32,630 22		31,858 68	-771 54	
WILLIS TOWERS WATSON PUB LTD								
Symbol WLTW Exchange OTC								
EAI \$559 Current yield 1.57%	Sep 1, 16	291 000	124 975	36,367.73	122 280	35,583 48	-784.25	ST
Total				\$1,730,284.36		\$1,905,023.07	\$174,738.71	

Total estimated annual income: \$31,563



ACCESS
December 2016

Account name:

INMAAT FOUNDATION

EIN#: 45-3814655

Your assets

Equities

Common stock

Holding	Trade date	Number of shares	Purchase price/Average price per share (\$)	Cost basis (\$)	Price per share on Dec 30 (\$)	Value on Dec 30 (\$)	Unrealized gain or loss (\$)	Holding period
ACCENTURE PLC IRELAND CL A								
Symbol ACN Exchange NYSE								
EAI \$1,271 Current yield 2.07%	Apr 14, 16	259 000	114.591	29,679.12	117.130	30,336.67	657.55	ST
	Aug 25, 16	140 000	114.992	16,098.98	117.130	16,398.20	299.22	ST
	Nov 8, 16	126 000	120.045	15,125.71	117.130	14,758.38	-367.33	ST
Security total		525 000	116.007	60,903.81		61,493.25	589.44	
ADIDAS AG SPON ADR								
Symbol ADDYY Exchange OTC								
EAI \$262 Current yield 0.83%	Aug 4, 16	404 000	80.549	32,541.96	78.550	31,734.20	-807.76	ST
AM8EV SA SPON ADR								
Symbol A8EV Exchange NYSE								
EAI \$895 Current yield 3.38%	Aug 18, 16	5,389 000	6.158	33,190.85	4.910	26,459.99	-6,730.86	ST

continued next page



ACCESS
December 2016

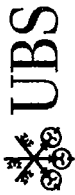
EIN#: 45-3814655

Account name: INMAAT FOUNDATION

Your assets • Equities • Common stock (continued)

Holding	Trade date	Number of shares	Purchase price/Average price per share (\$)	Cost basis (\$)	Price per share on Dec 30 (\$)	Value on Dec 30 (\$)	Unrealized gain or loss (\$)	Holding period
CANADIAN PAC RAILWAY LTD CAD								
Symbol CP Exchange NYSE								
EAI \$681 Current yield 1 07%								
CAD Exchange rate 1 34105								
	Sep 6, 13	71 000	121 175	8,603.45	142.770	10,136.67	1,533.22	LT
	Oct 17, 13	152 000	129 221	19,641.74	142.770	21,701.04	2,059.30	LT
	Jun 23, 14	104 000	183 164	19,049.06	142.770	14,848.08	-4,200.98	LT
	Feb 18, 16	120 000	127 084	15,250.12	142.770	17,132.40	1,882.28	ST
Security total		447 000	139 920	62,544.37		63,818.19	1,273.82	
CHR HANSEN HLDG; SPON ADR								
Symbol: CHYHY Exchange: OTC								
EAI \$317 Current yield 0 87%								
	Feb 28, 14	10 000	20 747	207.47	27 790	277.90	70.43	LT
	Jun 23, 14	705 000	21 200	14,946.00	27 790	19,591.95	4,645.95	LT
	Oct 21, 14	600 000	18 300	10,980.54	27 790	16,674.00	5,693.46	LT
Security total		1,315 000	19 874	26,134.01		36,543.85	10,409.84	
CHUBB LTD CHF								
Symbol: CB Exchange NYSE								
EAI \$1,612 Current yield 2 09%								
CHF Exchange rate 1 01635								
	Aug 1, 13	220 000	92 294	20,304.71	132 120	29,066.40	8,761.69	LT
	Oct 17, 13	209 000	96 747	20,220.27	132 120	27,613.08	7,392.81	LT
	Jun 23, 14	155 000	104 959	16,268.65	132 120	20,478.60	4,209.95	LT
Security total		584 000	97 249	56,793.63		77,158.08	20,364.45	
COLOPLAST AS ADR								
Symbol: CLPBY Exchange OTC								
EAI \$717 Current yield 1 63%								
	Jul 24, 15	4,350 000	7 162	31,158.62	6 730	29,275.50	-1,883.12	LT
	Sep 10, 15	2,167 000	6 991	15,150.58	6 730	14,583.91	-566.67	LT
Security total		6,517 000	7 106	46,309.20		43,859.41	-2,449.79	
COMPASS GROUP PLC SPON ADR								
Symbol: CMPGY Exchange OTC								
EAI \$980 Current yield 1 99%								
	Jun 3, 15	1,738 000	17 736	30,825.86	18 680	32,465.84	1,639.98	LT
	Sep 24, 15	897 000	15 864	14,230.10	18 680	16,755.96	2,525.86	LT
Security total		2,635 000	17 099	45,055.96		49,221.80	4,165.84	

continued next page



ACCESS
December 2016

Account name: INMAAT FOUNDATION

EIN#: 45-3814655

Your assets • Equities • Common stock (continued)

Holding	Trade date	Number of shares	Purchase price/Average price per share (\$)	Cost basis (\$)	Price per share on Dec 30 (\$)	Value on Dec 30 (\$)	Unrealized gain or loss (\$)	Holding period
CORE LABORATORIES N V EUR								
Symbol: CLB Exchange: NYSE								
EAI: \$1,038 Current yield: 1.83%								
EUR Exchange rate: 0.94809								
	Aug 1, 13	68 000	154 720	10,520 97	120 040	8,162 72	-2,358 25	LT
	Oct 17, 13	119 000	191 382	22,774 56	120 040	14,284 76	-8,489 80	LT
	Jun 23, 14	65 000	165,022	10,726 43	120 040	7,802 60	-2,923.83	LT
	Sep 30, 14	94 000	146 251	13,747 60	120 040	11,283 76	-2,463.84	LT
	Oct 20, 15	126 000	114 693	14,451 43	120 040	15,125.04	673 61	LT
Security total		472 000	153 011	72,220 99		56,658 88	-15,562.11	
CSL LTD SPON ADR								
Symbol: CSLLY Exchange: OTC								
EAI: \$1,031 Current yield: 1.57%								
	Feb 18, 15	1,622 000	34 426	55,840 11	36 270	58,829 94	2,989.83	LT
	May 5, 16	183 000	40 800	7,466 40	36 270	6,637 41	-828 99	ST
Security total		1,805 000	35 073	63,306 51		65,467 35	2,160.84	
CTRIIP COM INTL LTD ADS								
Symbol: CTRP Exchange: OTC								
	Nov 5, 15	1,028 000	24 255	24,934 16	40 000	41,120 00	16,185.84	LT
	Dec 30, 15	50 000	46 820	2,341 00	40 000	2,000 00	-341 00	LT
Security total		1,078 000	25 302	27,275 16		43,120.00	15,844.84	
DSV AS ADR								
Symbol: DSDVY Exchange: OTC								
EAI: \$164 Current yield: 0.37%								
	Aug 10, 16	2,028 000	24 430	49,544 65	22 125	44,869 50	-4,675 15	ST
ESSILOR INTL SPON ADR								
Symbol: ESLOY Exchange: OTC								
EAI: \$333 Current yield: 0.85%								
	Jun 2, 16	691 000	66 063	45,649 72	56 530	39,062 23	-6,587.49	ST
EXPERIAN PLC SPON ADR								
Symbol: EXPGY Exchange: OTC								
EAI: \$1,162 Current yield: 1.92%								
	Dec 23, 14	1,585 000	17 177	27,226 50	19 310	30,606 35	3,379.85	LT
	Feb 9, 15	1,503 000	18,030	27,099 09	19 310	29,022 93	1,923 84	LT
	Dec 30, 15	52 000	18,065	939 38	19 310	1,004.12	64 74	LT
Security total		3,140 000	17 600	55,264 97		60,633 40	5,368 43	

continued next page



ACCESS
December 2016

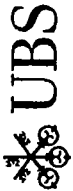
Account name: INMAAT FOUNDATION

EIN#: 45-3814655

Your assets • Equities • Common stock (continued)

Holding	Trade date	Number of shares	Purchase price/ Average price per share (\$)	Cost basis (\$)	Price per share on Dec 30 (\$)	Value on Dec 30 (\$)	Unrealized gain or loss (\$)	Holding period
HDFC BANK LTD ADR REPSTG 3 ORD								
SHS								
Symbol: HD8 Exchange NYSE								
EAI \$298 Current yield 0 66%	Sep 18, 15	319 000	58 741	18,738 51	60 680	19,356 92	618 41	LT
	Sep 21, 15	162 000	59 373	9,618 52	60 680	9,830 16	211 64	LT
	Dec 30, 15	15 000	61 279	919 19	60 680	910 20	-8 99	LT
	Feb 18, 16	244 000	55 068	13,436 76	60 680	14,805 92	1,369 16	ST
Security total		740 000	57 720	42,712 98		44,903 20	2,190 22	
HERMES INTL SCA ADR								
Symbol: HESAY Exchange OTC								
EAI \$219 Current yield 0 64%	Jun 8, 16	837 000	37 964	31,776 52	41 075	34,379 77	2,603 25	ST
ICON PLC EUR								
Symbol: ICLR Exchange OTC								
EUR Exchange rate 0 94809	Apr 29, 15	232 000	63 053	14,628 48	75 200	17,446 40	2,817 92	LT
	Jun 12, 15	194 000	67 080	13,013 54	75 200	14,588 80	1,575 26	LT
Security total		426 000	64 887	27,642 02		32,035 20	4,393 18	
INDUSTRIA DE DISENO TEXTIL IND ADR								
Symbol: IDXY Exchange OTC								
EAI \$348 Current yield 1 42%	Oct 17, 13	640 000	15 820	10,124 80	16 970	10,860 80	736 00	LT
	Jun 23, 14	808 000	15 340	12,394 72	16 970	13,711 76	1,317 04	LT
Security total		1,448 000	15 552	22,519 52		24,572 56	2,053 04	
LUXOTTICA GROUP SPA SPONSORED ADR ITALY ADR								
Symbol: LUX Exchange NYSE								
EAI \$444 Current yield 1 37%	Nov 28, 16	85 000	51 345	4,364 35	53 700	4,564 50	200 15	ST
	Nov 29, 16	212 000	51 710	10,962 72	53 700	11,384 40	421 68	ST
	Nov 30, 16	307 000	52 339	16,068 10	53 700	16,485 90	417 80	ST
Security total		604 000	51 979	31,395 17		32,434 80	1,039 63	
LVMH MOET HENNESSY LOUIS NEW ADR								
Symbol: LVMUY Exchange OTC								
EAI \$683 Current yield 1 50%	Aug 1, 13	300 000	37 254	11,176 30	37 995	11,398 50	222 20	LT
	Oct 17, 13	317 000	37 995	12,044 68	37 995	12,044 42	-0 26	LT

continued next page



ACCESS
December 2016

Account name: INMAAT FOUNDATION

EIN#: 45-3814655

Your assets • Equities • Common stock (continued)

Holding	Trade date	Number of shares	Purchase price/Average price per share (\$)	Cost basis (\$)	Price per share on Dec 30 (\$)	Value on Dec 30 (\$)	Unrealized gain or loss (\$)	Holding period
	Jun 23, 14	168 000	39 598	6,652 63	37 995	6,383 16	-269 47	LT
	Apr 28, 15	411 000	35 063	14,411 09	37 995	15,615 95	1,204 86	LT
Security total		1,196 000	37 027	44,284 70		45,442 02	1,157 33	
NESTLE S A SPONSORED ADR								
REPSTG REG SHS SWITZ ADR								
Symbol NSRGY Exchange OTC								
EAI \$1,745 Current yield 2 71%								
	Aug 1, 13	266 000	68 070	18,106 62	71 740	19,082 84	976 22	LT
	Oct 17, 13	271 000	71 200	19,295 20	71 740	19,441 54	146 34	LT
	Jun 23, 14	179 000	78 040	13,969 16	71 740	12,841 46	-1,127 70	LT
	Apr 28, 15	160 000	78 548	12,567 71	71 740	11,478 40	-1,089 31	LT
	Dec 30, 15	20 000	75 410	1,508 20	71 740	1,434 80	-73 40	LT
Security total		896 000	73 043	65,446 89		64,279 04	-1,167 85	
NOVOZYMES A/S ADR								
Symbol NVZMY Exchange OTC								
EAI \$359 Current yield 0 95%								
	Aug 1, 13	405 000	34 991	14,171 39	34 510	13,976 55	-194 84	LT
	Oct 17, 13	401 000	38 030	15,250 03	34 510	13,838 51	-1,411 52	LT
	Jun 23, 14	290 000	50 117	14,533 94	34 510	10,007 90	-4,526 04	LT
Security total		1,096 000	40 105	43,955 36		37,822 96	-6,132 40	
RECKITT BENCKISER PLC SPON ADR								
Symbol RBGLY Exchange OTC								
EAI \$1,533 Current yield 2 30%								
	Jul 30, 14	3,299 000	17 617	58,121 78	16 800	55,423 20	-2,698 58	LT
	May 5, 16	673 000	19 680	13,244 64	16 800	11,306 40	-1,938 24	ST
Security total		3,972 000	17 967	71,366 42		66,729 60	-4,636 82	
SGS SA ADR UNSPONSORED								
Symbol SGOY Exchange OTC								
EAI \$938 Current yield 2 00%								
	Aug 1, 13	880 000	22 531	19,827 39	20 250	17,820 00	-2,007 39	LT
	Oct 17, 13	864 000	22 970	19,846 08	20 250	17,496 00	-2,350 08	LT
	Jun 23, 14	572 000	24 410	13,962 52	20 250	11,583 00	-2,379 52	LT
Security total		2,316 000	23 159	53,635 99		46,899 00	-6,736 99	
SHOPRITE HOLDINGS SPON ADR								
Symbol SRGHY Exchange OTC								
EAI \$632 Current yield 1 84%								
	Aug 1, 13	658 000	16 819	11,067 05	12 443	8,187 49	-2,879 56	LT
	Oct 17, 13	606 000	17 860	10,823 16	12 443	7,540 46	-3,282 70	LT

continued next page



ACCESS
December 2016

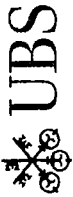
Account name: INMAAT FOUNDATION

EIN#: 45-3814655

Your assets • Equities • Common stock (continued)

Holding	Trade date	Number of shares	Purchase price/Average price per share (\$)	Cost basis (\$)	Price per share on Dec 30 (\$)	Value on Dec 30 (\$)	Unrealized gain or loss (\$)	Holding period
	Jun 23, 14	517 000	14 709	7,604.84	12 443	6,433.03	-1,171.81	LT
	Aug 15, 16	978 000	15 622	15,278.32	12 443	12,169.25	-3,109.07	ST
Security total		2,759 000	16 228	44,773.37		34,330.23	-10,443.14	
SYSMEX CORP UNSPONSORED ADR								
Symbol: SSMXY Exchange: OTC								
EAI: \$175								
	Oct 17, 13	357 000	16 804	5,999.38	29 000	10,353.00	4,353.62	LT
	Jun 23, 14	507 000	18 350	9,303.45	29 000	14,703.00	5,399.55	LT
	Apr 4, 16	45 000	30 190	1,358.55	29 000	1,305.00	-53.55	ST
Security total		909 000	18 329	16,661.38		26,361.00	9,699.62	
TAIWAN SEMICONDUCTOR MFG CO LTD ADR								
Symbol: TSM Exchange: NYSE								
EAI: \$1,892								
	Aug 1, 13	105 000	17 169	1,802.84	28 750	3,018.75	1,215.91	LT
	Oct 17, 13	1,360 000	18 685	25,411.60	28 750	39,100.00	13,688.40	LT
	Jun 23, 14	1,051 000	20 869	21,934.26	28 750	30,216.25	8,281.99	LT
Security total		2,516 000	19,534	49,148.70		72,335.00	23,186.30	
TENCENT HLDGS LTD ADR								
Symbol: TCEHY Exchange: OTC								
EAI: \$116								
	Oct 17, 13	1,096 000	10 884	11,929.02	24 220	26,545.12	14,616.10	LT
	Jun 23, 14	1,092 000	14,730	16,085.16	24 220	26,448.24	10,363.08	LT
Security total		2,188 000	12,804	28,014.18		52,993.36	24,979.18	
WAL MART DE MEXICO SAB DE CV CLV SPON ADR								
Symbol: WMVMY Exchange: OTC								
EAI: \$336								
	Aug 1, 13	398 000	27 770	11,052.46	17 870	7,112.26	-3,940.20	LT
	Oct 17, 13	400 000	26 510	10,604.00	17 870	7,148.00	-3,456.00	LT
	Jun 23, 14	287 000	26 770	7,682.99	17 870	5,128.69	-2,554.30	LT
	Apr 4, 16	68 000	23 640	1,607.52	17 870	1,215.16	-392.36	ST
Security total		1,153 000	26 840	30,946.97		20,604.11	-10,342.86	
YANDEX N V CL A EUR								
Symbol: YNDX Exchange: OTC								
EUR								
	May 8, 14	768 000	28 341	21,766.04	20 130	15,459.84	-6,306.20	LT
	Jun 23, 14	389 000	35 469	13,797.69	20 130	7,830.57	-5,967.12	LT

continued next page



ACCESS
December 2016

Account name

INMAAT FOUNDATION

EIN#: 45-3814655

Your assets • Equities • Common stock (continued)

Holding	Trade date	Number of shares	Purchase price/Average price per share (\$)	Cost basis (\$)	Price per share on Dec 30 (\$)	Value on Dec 30 (\$)	Unrealized gain or loss (\$)	Holding period
	Oct 30, 15	574,000	15.957	9,159.78	20.130	11,554.62	2,394.84	LT
	Apr 4, 16	113,000	15.069	1,702.82	20.130	2,274.69	571.87	ST
Security total		1,844,000	25.177	46,426.33		37,119.72	-9,306.61	
Total				\$1,327,442.29		(A) \$1,373,341.70	\$45,899.42	

Total estimated annual income \$20,181

Other equity investments

Holding	Trade date	Number of shares	Purchase price/Average price per share (\$)	Cost basis (\$)	Price per share on Dec 30 (\$)	Value on Dec 30 (\$)	Unrealized gain or loss (\$)	Holding period
LAZARD LTD CL A MLP								
Symbol: LAZ Exchange NYSE								
EAI \$1,415 Current yield 3.70%								
	Aug 1, 13	145,000	36.836	5,341.22	41.090	5,958.05	616.83	LT
	Oct 17, 13	433,000	38.713	16,762.94	41.090	17,791.97	1,029.03	LT
	Jun 23, 14	316,000	52.382	16,553.02	41.090	12,984.44	-3,568.58	LT
	Apr 4, 16	37,000	38.460	1,423.02	41.090	1,520.33	97.31	ST
Security total		931,000	43.051	40,080.20		(A) 38,254.79	-1,825.41	

Sum of (A) = \$1,411,596 = Total Equities



Managed Accounts Consulting
December 2016

Account name.

INMAAT FOUNDATION

EIN#: 45-3814655

Your assets

Fixed income

Corporate bonds and notes

Holding	Trade date	Total face value at maturity (\$)	Purchase price (\$)	Adjusted cost basis (\$)	Price on Dec 30 (\$)	Value on Dec 30 (\$)	Unrealized gain or loss (\$)	Holding period
GEORGE WASH UNIVER B/E CALL@MW+20BP RATE 04 452% MATURES 09/15/21 ACCRUED INTEREST \$1,298.50 CUSIP 372546A11 Moody A1 S&P A+ EAI: \$4,452 Current yield 4.16% Original cost basis: \$108,026.54	Feb 07, 14	100,000 000	105 197	105,197 23	106 960	106,960 00	1,762 77	LT

continued next page



Managed Accounts Consulting
December 2016

Account name:

INMAAT FOUNDATION

EIN#: 45-3814655

Your assets • Fixed income • Corporate bonds and notes (continued)

Holding	Trade date	Total face value at maturity (\$)	Purchase price (\$)	Adjusted cost basis (\$)	Price on Dec 30 (\$)	Value on Dec 30 (\$)	Unrealized gain or loss (\$)	Holding period
UNIVERSITY OF CHICAGO								
NTS B/E								
RATE 04.860% MATURES 10/01/24								
ACCRUED INTEREST \$1,201.50								
CUSIP 91412NAC4								
Moody Aa2 S&P AA-								
EAI \$4,860 Current yield 4.45%								
Original cost basis \$113,588.00								
	Jan 05, 16	100,000.000	112,227	112,227.26	109,270	109,270.00	-2,957.26	ST
PRESIDENT & FELLOWS								
CALL@MW+108P								
RATE 03.529% MATURES 10/01/31								
ACCRUED INTEREST \$872.45								
CUSIP 740816AKS1								
Moody Aaa S&P AAA								
EAI \$3,529 Current yield 3.51%								
	Apr 29, 13	100,000.000	100,000	100,000.00	100,413	100,413.00	413.00	LT
NORTHWESTERN UNIV B/E								
CALL@MW+258P								
RATE 05.285% MATURES 03/01/32								
ACCRUED INTEREST \$2,620.48								
CUSIP 664675AM7								
Moody A2								
EAI \$7,928 Current yield 4.92%								
	Jan 10, 14	150,000.000	100,000	150,000.00	107,448	151,172.00	11,172.00	LT
AMHERST COLLEGE B/E								
CALL@MW+208P								
RATE 03.694% MATURES 11/01/32								
ACCRUED INTEREST \$1,210.82								
CUSIP 898361APS								
Moody Aaa S&P AA+								
EAI \$7,388 Current yield 3.78%								
	Oct 03, 12	200,000.000	100,000	200,000.00	97,792	195,584.00	-4,416.00	LT
UNIVERSITY OF CHICAGO								
CALL@MW+258P								
RATE 04.261% MATURES 10/01/33								
ACCRUED INTEREST \$1,053.41								
CUSIP 91412NB851								
Moody Aa2 S&P AA-								
EAI \$4,261 Current yield 4.46%								
	Aug 19, 15	100,000.000	100,000	100,000.00	95,479	95,479.00	-4,521.00	LT

continued next page



Managed Accounts Consulting
December 2016

Account name: INMAAT FOUNDATION

EIN#: 45-3814655

Your assets • Fixed income • Corporate bonds and notes (continued)

Holding	Trade date	Total face value at maturity (\$)	Purchase price (\$)	Adjusted cost basis (\$)	Price on Dec 30 (\$)	Value on Dec 30 (\$)	Unrealized gain or loss (\$)	Holding period
Total Corporate bonds and notes		\$750,000.000		\$767,424.49		\$768,878.00	\$1,453.51	

Total accrued interest \$8,257.16

Total estimated annual income. \$32,418

Municipal securities

Prices are obtained from independent quotation bureaus that use computerized valuation formulas to calculate current values. Actual market values may vary and thus gains/losses may not be accurately reflected. Cost basis has been automatically adjusted for mandatory amortization of bond premium on coupon tax-exempt municipal securities using the constant yield method and for accreted original issue

discount for securities issued at a discount. When original cost basis is displayed, amortization has been done using the constant yield method, otherwise amortization has been done using the straight line method

Holding	Trade date	Total face value at maturity (\$)	Purchase price (\$)	Adjusted cost basis (\$)	Price on Dec 30 (\$)	Value on Dec 30 (\$)	Unrealized gain or loss (\$)	Holding period
SAN MATEO CA UN HIGH SCH TAX SR B BE/R/ RATE 03 220% MATURES 09/01/24 ACCRUED INTEREST \$2,128.78 CUSIP 799017KY3 Moody Aaa S&P AA+ EAI \$6,440 Current yield 3 19%	Oct 25, 12	200,000.000	100 000	200,000.00	101 082	202,164.00	2,164.00	LT
ACALANES CA UN HIGH SCH TAX SR B BE/R/ RATE 03.500% MATURES 08/01/25 ACCRUED INTEREST \$2,897.22 CUSIP 004284A39 Moody Aa1 S&P AA EAI \$7,000 Current yield 3 51%	Sep 07, 12	200,000 000	100 000	200,000.00	99 796	199,592.00	-408.00	LT
MONTANA ST BRD REGT HIG TAX SR O RV BE/R/ RATE 03 090% MATURES 11/15/25 CALLABLE 11/15/21 @ 100 00 ACCRUED INTEREST \$386.25 CUSIP 61212LMW6 Moody Aa3 S&P A+ EAI \$3,090 Current yield 3 19%	Oct 18, 12	100,000 000	100 000	100,000.00	96 772	96,772.00	-3,228.00	LT

continued next page



Managed Accounts Consulting
December 2016

Account name: INMAAT FOUNDATION

EIN#: 45-3814655

Your assets • Fixed income • Municipal securities (continued)

Holding	Trade date	Total face value at maturity (\$)	Purchase price(\$)	Adjusted cost basis (\$)	Price on Dec 30 (\$)	Value on Dec 30 (\$)	Unrealized gain or loss (\$)	Holding period
JACKSON OH LOC SCH TAX BE/R/								
RATE 02 437% MATURES 12/01/25								
ACCRUED INTEREST \$196.31								
CUSIP 468574HX9								
Moody Not rated S&P AA								
EAI \$2,437 Current yield 2.61%	Jul 01, 16	100,000 000	100 000	100,000 00	93 217	33,217 00	-6,783 00	ST
CARLSBAD U S D CA GO CA TAX BE/R/								
RATE 05 234% MATURES 08/01/26								
ACCRUED INTEREST \$4,332.58								
CUSIP 142665DJ4								
Moody Aa2 S&P AA								
EAI \$10,468 Current yield 4.85%	Oct 02, 12	200,000 000	112 274	224,548 52	108 012	216,024 00	-8,524 52	LT
Original cost basis: \$232,952.00								
UNIV OK FOR ISSUES DTD P								
TAX SR D RV BE/R/								
RATE 03 123% MATURES 07/01/27								
CALLABLE 07/01/22 @ 100 00								
ACCRUED INTEREST \$1,552.82								
CUSIP 91476PDN5								
Moody Not rated S&P A+								
EAI \$3,123 Current yield 3.21%	Nov 15, 12	100,000 000	100 000	100,000 00	97 139	97,139.00	-2,861 00	LT
CALIFORNIA EDL FACS AUTH								
TAX SR B RV BE/R/								
RATE 03 350% MATURES 10/01/27								
ACCRUED INTEREST \$2,484.57								
CUSIP 1301782T2								
Moody Aa3 S&P Not rated								
EAI \$10,050 Current yield 3.42%	May 03, 13	300,000 000	100 000	300,000 00	97 958	293,874 00	-6,126.00	LT

continued next page

L



Managed Accounts Consulting
December 2016

Account name:

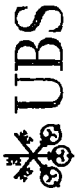
INMAAT FOUNDATION

EIN#: 45-3814655

Your assets • Fixed income • Municipal securities (continued)

Holding	Trade date	Total face value at maturity (\$)	Purchase price(\$)	Adjusted cost basis (\$)	Price on Dec 30 (\$)	Value on Dec 30 (\$)	Unrealized gain or loss (\$)	Holding period
GEORGETOWN MA								
TAX BE/R/								
RATE 03 200% MATURES 12/15/27								
CALLABLE 12/15/20 @ 100 00								
ACCRUED INTEREST \$279.99								
CUSIP 372838KNI								
Moody: Aa2 S&P: Not rated								
EAI: \$6,720 Current yield: 3.39%	Oct 15, 12	210,000.000	100,000	210,000.00	94,490	198,429.00	-11,571.00	LT
MONROE CNTY NY INDL DEV								
TAX SR C BE/R/								
RATE 05.046% MATURES 07/01/28								
ACCRUED INTEREST \$7,526.94								
CUSIP 61075TGQ5								
Moody: Aa3 S&P: AA-								
EAI: \$15,138 Current yield: 4.68%								
Original cost basis: \$301,404.00	Jan 06, 14	300,000.000	100,396	301,190.72	107,845	323,535.00	22,344.28	LT
TRUSTEES BOSTON COLLEGE								
TAX RV BE/R/								
RATE 04.519% MATURES 07/01/28								
ACCRUED INTEREST \$4,493.90								
CUSIP 898365AP6								
Moody: Aa3 S&P: AA-								
EAI: \$9,038 Current yield: 4.19%	Aug 14, 13	200,000.000	100,000	200,000.00	107,840	215,680.00	15,680.00	LT
VIRGINIA CLGE BLDG AU VA								
TAX SR B RV BE/R/								
RATE 04.000% MATURES 09/01/28								
ACCRUED INTEREST \$3,966.66								
CUSIP 927781W83								
Moody: Aa1 S&P: AA								
EAI: \$12,000 Current yield: 3.87%	Oct 24, 13	300,000.000	100,000	300,000.00	103,330	309,990.00	9,990.00	LT

continued next page



Managed Accounts Consulting
December 2016

Account name.

INMAAT FOUNDATION

EIN#: 45-3814655

Your assets › Fixed income › Municipal securities (continued)

Holding	Trade date	Total face value at maturity (\$)	Purchase price(\$)	Adjusted cost basis (\$)	Price on Dec 30 (\$)	Value on Dec 30 (\$)	Unrealized gain or loss (\$)	Holding period
CALIFORNIA EDL FACS AUTH								
TAX SR A RV BE/R/								
RATE 04 01.4% MATURES 10/01/28								
ACCRUED INTEREST \$1,786.23								
CUSIP 130178X35								
Moody A2 S&P Not rated								
EAI \$7,225 Current yield 3.86%	Mar 13, 13	180,000,000	100,000	180,000.00	104.067	187,320.60	7,320.60	LT
OHIO ST HIGHER EDL FAC C								
TAX RV BE/R/								
RATE 03 609% MATURES 11/01/28								
CALLABLE 11/01/23 @ 100.00								
ACCRUED INTEREST \$1,182.94								
CUSIP 67756DAR7								
Moody Aa3 S&P AA								
EAI \$7,218 Current yield 3.85%	Apr 04, 13	200,000,000	100,000	200,000.00	93.741	187,482.00	-12,518.00	LT
MINNETONKA MN ISD#276								
TAX SR C BE/R/								
RATE 04 000% MATURES 02/01/29								
CALLABLE 02/01/22 @ 100.00								
ACCRUED INTEREST \$1,655.56								
CUSIP 604195YA9								
Moody Aaa S&P Not rated								
EAI \$4,000 Current yield 4.04%	Jan 29, 15	100,000,000	103,455	103,455.78	98.958	98,958.00	-4,497.78	LT
Original cost basis \$103,863.00								
SANDWICH MA								
TAX SR B BE/R/								
RATE 03 540% MATURES 07/15/29								
CALLABLE 07/15/23 @ 100.00								
ACCRUED INTEREST \$4,543.00								
CUSIP 800239PL3								
Moody: Not rated S&P AA+								
EAI \$9,912 Current yield 3.41%	May 30, 13	280,000,000	100,000	280,000.00	103.778	230,578.40	10,578.40	LT

continued next page



Managed Accounts Consulting
December 2016

Account name:

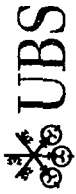
INMAAT FOUNDATION

EIN#: 45-3814655

Your assets > Fixed income > Municipal securities (continued)

Holding	Trade date	Total face value at maturity (\$)	Purchase price(\$)	Adjusted cost basis (\$)	Price on Dec 30 (\$)	Value on Dec 30 (\$)	Unrealized gain or loss (\$)	Holding period
COLUMBUS OH								
TAX BE/R/								
RATE 04.000% MATURES 02/15/30								
CALLABLE 02/15/24 @ 100 00								
ACCRUED INTEREST \$1,500 00								
CUSIP 199492LH0								
Moody: Aaa S&P AAA								
EAI \$4,000 Current yield: 3.92%	Jun 05, 14	100,000.000	100.000	100,000.00	101.923	101,923.00	1,923.00	LT
UNIV OK								
TAX RV BE/R/								
RATE 06 102% MATURES 07/01/30								
CALLABLE 07/01/20 @ 100 00								
ACCRUED INTEREST \$3,034.05								
CUSIP 9147603L5								
Moody: Not rated S&P A+								
EAI: \$6,102 Current yield: 5.43%	Oct 11, 12	100,000.000	115.612	115,612.00 ¹	112.331	112,331.00	-3,281.00	LT
NEW YORK CITY TRANSITION								
TAX A-2 RV BE/R/								
RATE 04 500% MATURES 11/01/30								
CALLABLE 11/01/23 @ 100 00								
ACCRUED INTEREST \$2,212.50								
CUSIP 64971Q7Q0								
Moody: Aa1 S&P AAA								
EAI: \$13,500 Current yield 4.22%								
Original cost basis \$301,911.00	Oct 24, 13	300,000.000	100.552	301,656.49	106.530	319,590.00	17,933.51	LT
RHODE ISLAND HEALTH & ED								
SR B BE/R/								
RATE 05 000% MATURES 08/15/31								
CALLABLE 08/15/22 @ 100 00								
ACCRUED INTEREST \$3,750.00								
CUSIP 762197KY6								
Moody: A1 S&P: Not rated								
EAI \$10,000 Current yield 4.48%	Jul 20, 12	200,000.000	108.126	216,253.76	111.538	223,076.00	6,822.24	LT
Original cost basis \$226,844.00								

continued next page



Managed Accounts Consulting
December 2016

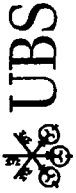
Account name:

INMAAT FOUNDATION

EIN#: 45-3814655

Your assets • Fixed income • Municipal securities (continued)

Holding	Trade date	Total face value at maturity (\$)	Purchase price (\$)	Adjusted cost basis (\$)	Price on Dec 30 (\$)	Value on Dec 30 (\$)	Unrealized gain or loss (\$)	Holding period
MASSACHUSETTS DEVT FIN A								
RV								
BE/RV								
RATE 05 000% MATURES 10/01/31								
CALLABLE 10/01/22 @ 100 00								
ACCRUED INTEREST \$1,236 11								
CUSIP 57583USP4								
Moody, A2 S&P Not rated								
EAI \$5,000 Current yield 4.48%								
Original cost basis	Aug 17, 12	100,000 000	108 784	108,784 18	111 667	111,667 00	2,882.82	LT
MET GOVT NASHVILLE & DAV								
TAX RV								
BE/RV								
RATE 02 990% MATURES 10/01/31								
DATED DATE 11/09/16								
ACCRUED INTEREST \$423 58								
CUSIP 592041XU6								
Moody Aa2 S&P AA								
EAI	Oct 27, 16	100,000 000	100 000	100,000 00	94 918	34,918 00	-5,082 00	ST
BALTIMORE CNTY MD								
TAX 2012								
BE/RV								
RATE 03 569% MATURES 08/01/32								
ACCRUED INTEREST \$1,477 17								
CUSIP 05914FM/M9								
Moody Aaa S&P AAA								
EAI	Nov 28, 12	100,000 000	100 000	100,000 00	100 093	100,093 00	93 00	LT
CUMBERLAND CO PA MUN AU								
RV								
BE/RV								
RATE 05 000% MATURES 11/01/32								
CALLABLE 11/01/22 @ 100 00								
ACCRUED INTEREST \$1,638 88								
CUSIP 230614FZ7								
Moody Not rated S&P A+								
EAI	Aug 23, 12	200,000 000	108 457	216,915 15	111 538	223,076 00	6,160 85	LT
Original cost basis		\$227,456 00						continued next page



Managed Accounts Consulting
December 2016

Account name.

INMAAT FOUNDATION

EIN#: 45-3814655

Your assets • Fixed income • Municipal securities (continued)

Holding	Trade date	Total face value at maturity (\$)	Purchase price(\$)	Adjusted cost basis (\$)	Price on Dec 30 (\$)	Value on Dec 30 (\$)	Unrealized gain or loss (\$)	Holding period
SHREWSBURY MA								
TAX SR A	BE/R/							
RATE 03 500% MATURES 11/15/32								
CALLABLE 11/15/17 @ 100 00								
ACCRUED INTEREST \$896 87								
CUSIP 825502XF9								
Moody Aa2 S&P Not rated								
EAI \$7,175 Current yield: 3.62%	Nov 08, 12	205,000 000	100 000	205,000.00	96 794	198,427 70	-6,572 30	LT
GEORGIA ST								
TAX SR E	BE/R/							
RATE 04 530% MATURES 02/01/33								
CALLABLE 02/01/23 @ 100 00								
ACCRUED INTEREST \$3,749 84								
CUSIP 373384J98								
Moody Aaa S&P AAA								
EAI \$9,060 Current yield: 4.19%	Jun 27, 13	200,000 000	100 000	200,000 00	108 046	216,092 00	16,092 00	LT
UNIV NC CHARLOTTE								
TAX SR B RV	BE/R/							
RATE 03 923% MATURES 04/01/33								
CALLABLE 04/01/23 @ 100 00								
ACCRUED INTEREST \$2,424 62								
CUSIP 914716ZK4								
Moody Aa3 S&P A+								
EAI \$9,808 Current yield: 4.12%	Apr 10, 13	250,000 000	100 000	250,000 00	95.185	237,962 50	-12,037 50	LT
MASSACHUSETTS DEVT FIN A								
TAX SR I RV	BE/R/							
RATE 04 305% MATURES 07/01/33								
CALLABLE 07/01/25 @ 100 00								
ACCRUED INTEREST \$2,140 54								
CUSIP 57583U5W4								
Moody A1 S&P AA								
EAI \$4,305 Current yield: 4.41%	Mar 06, 15	100,000 000	100 000	100,000 00	97 593	97,593 00	-2,407 00	LT

continued next page



Managed Accounts Consulting
December 2016

Account name:

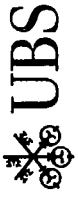
INMAAT FOUNDATION

EIN#: 45-3814655

Your assets • Fixed income • Municipal securities (continued)

Holding	Trade date	Total face value at maturity (\$)	Purchase price (\$)	Adjusted cost basis (\$)	Price on Dec 30 (\$)	Value on Dec 30 (\$)	Unrealized gain or loss (\$)	Holding period
AUGUSTA GA WTR & SWR								
TAX RV OID98.741 BE/R/								
RATE 05 000% MATURES 10/01/33								
CALLABLE 10/01/23 @ 100.00								
ACCRUED INTEREST \$3,708.33								
CUSIP 051249HJ2								
Moody: A1 S&P: A+								
EAI \$15,000 Current yield 4.68%	Jul 17, 13	300,000,000	98,741	296,223.00	106,775	320,325.00	24,102.00	LT
SOUTHWEST HGHR ED AU INC								
TAX SR 8 RV BE/R/								
RATE 04 156% MATURES 10/01/33								
CALLABLE 10/01/23 @ 100.00								
ACCRUED INTEREST \$2,054.92								
CUSIP 845040JP0								
Moody: Aa3 S&P: AA-								
EAI \$8,312 Current yield 4.05%	Mar 20, 13	200,000,000	100,000	200,000.00	102,555	205,110.00	5,110.00	LT
WESTCHESTER CNTY NY								
TAX BE/R/								
RATE 05 500% MATURES 06/01/34								
CALLABLE 06/01/19 @ 100.00								
ACCRUED INTEREST \$886.12								
CUSIP 95736UWB6								
Moody: Aa1 S&P: AAA								
EAI \$11,000 Current yield 5.22%	Jul 24, 12	200,000,000	110,657	221,314.82	105,430	210,860.00	-10,454.82	LT
Original cost basis: \$224,536.00								
PENN DELCO PA SCH								
BE/R/								
RATE 04 000% MATURES 06/01/36								
CALLABLE 06/01/22 @ 100.00								
ACCRUED INTEREST \$644.44								
CUSIP 707332PD8								
Moody: Not rated S&P: AA								
EAI \$8,000 Current yield 3.87%	Dec 04, 12	200,000,000	104,404	208,809.46	103,245	206,490.00	-2,319.46	LT
Original cost basis: \$214,398.00								

continued next page



Managed Accounts Consulting
December 2016

Account name:

INMAAT FOUNDATION

EIN#: 45-3814655

Your assets • Fixed income • Municipal securities (continued)

Holding	Trade date	Total face value at maturity (\$)	Purchase price(\$)	Adjusted cost basis (\$)	Price on Dec 30 (\$)	Value on Dec 30 (\$)	Unrealized gain or loss (\$)	Holding period
Total Municipal Securities		\$5,825,000.000		\$5,939,763.88		\$5,990,289.20	\$50,525.32	

Total accrued interest \$71,191.72

Total estimated annual income: \$241,680

EIN#: 45-3814655

FIDELITY
FAMILY
OFFICE
SERVICES

INVESTMENT REPORT
December 1, 2016 - December 31, 2016

Holdings

BY: [unreadable] DATE: [unreadable] TIME: [unreadable] IP: [unreadable]

Bonds	Description	Maturity	Quantity	Price Per Unit	Total Market Value	Total Cost Basis	Unrealized Gain/Loss	Est. Annual Income (EAI)	Coupon Rate
Corporate Bonds	TOYOTA MTR CRD CORP MTN BE	01/12/17	100,000,000	\$100.0190	\$100,019,000 \$962.36	\$100,031,711 B	-\$12.71	\$1,025,000	2.050%
	FIXED COUPON MOODYS Aa3 S&P AA- SEMIANNUALLY MAKE WHOLE CALL CUSIP: 89233PSS1								
	STATOIL ASA NOTE CALL MAKE WHOLE	08/17/17	45,000,000	101.1390	45,512.55	47,230.30	-1,717.75	-	3.125
	FIXED COUPON MOODYS Aa3 S&P A+ SEMIANNUALLY MAKE WHOLE CALL CUSIP: 85771PAB8								
	WELLS FARGO CO MTN BE	01/16/18	100,000,000	99.8800	99,880.00 687.50	99,930.00 B	-50.00	1,500,000	1.500
	FIXED COUPON MOODYS A2 S&P A SEMIANNUALLY CUSIP: 94974BFG0								
	BANK OF NOVA SCOTIA NOTE	04/25/18	85,000,000	99.7160	84,758.60	84,518.70	239.90	-	1.450
	FIXED COUPON MOODYS Aa3 S&P A+ SEMIANNUALLY CUSIP: 064159BZ8								
	TORONTO DOMINION BANK MTN	04/30/18	90,000,000	99.7590	89,783.10	89,755.30	27.80	-	1.400
	FIXED COUPON MOODYS Aa1 S&P AA- SEMIANNUALLY CUSIP: 89114QAG3								
	CATERPILLAR FINL SVCS MTNS	09/06/18	120,000,000	101.2840	121,540.80 939.17	121,035.59 B	505.21	2,940,000	2.450
	FIXED COUPON MOODYS A3 S&P A SEMIANNUALLY CUSIP: 14912L5T4								
	VERIZON COMMUNICATIONS INC	09/14/18	105,000,000	103.3020	108,467.10 1,139.10	107,447.24 B	1,019.86	3,832,500	3.650
	FIXED COUPON MOODYS Baa1 S&P BBB+ SEMIANNUALLY MAKE WHOLE CALL CUSIP: 92343VBP8								
	CITIGROUP INC NOTE	09/26/18	60,000,000	100.9570	60,574.20 395.83	60,654.49 B	-80.29	1,500,000	2.500
	FIXED COUPON MOODYS Baa1 S&P BBB+ SEMIANNUALLY CUSIP: 172967HC8								
	MORGAN STANLEY NOTE	07/23/19	75,000,000	100.2850	75,213.75 781.77	75,449.54 B	-235.79	1,781,240	2.375
	FIXED COUPON MOODYS A3 S&P BBB+ SEMIANNUALLY CUSIP: 61746BDR4								

FIDELITY
FAMILY
OFFICE
SERVICES

INVESTMENT REPORT
December 1, 2016 - December 31, 2016

Holdings

Bonds (continued)

Description	Maturity	Quantity	Price Per Unit	Total Market Value	Total Cost Basis	Unrealized Gain/Loss	Est. Annual Income (EAI)	Coupon Rate
Corporate Bonds (continued)								
CISCO SYS INC NOTE CALL MAKE	01/15/20	100,000,000	107.1740	107,174.00	105,084.63B	2,089.37	4,450,000	4.450
WHOLE				2,051.94				
FIXED COUPON MOODYS A1 S&P AA- SEMIANNUALLY MAKE WHOLE CALL CUSIP: 172755RAH5				74,779.50	74,893.00B	-113.50	1,612,500	2.150
BANK NEW YORK MTN BK ENT	02/24/20	75,000,000	99.7060	568.85				
FIXED COUPON MOODYS A1 S&P A SEMIANNUALLY NEXT CALL DATE 01/24/2020 CONT CALL 01/24/2020 CUSIP 09406HCZ0				101,505.00	101,123.16B	381.84	2,700,000	2.700
UNITEDHEALTH GROUP INC NOTE	07/15/20	100,000,000	101.5050	1,245.00				
FIXED COUPON MOODYS A3 S&P A+ SEMIANNUALLY MAKE WHOLE CALL CUSIP 91324PCM2				55,803.55	56,496.63B	-693.08	1,540,000	2.800
CVS HEALTH CORP NOTE CALL	07/20/20	55,000,000	101.4610	688.72				
MAKE WHOLE								
FIXED COUPON MOODYS Baa1 S&P BBB+ SEMIANNUALLY NEXT CALL DATE 06/20/2020 CONT CALL 06/20/2020 MAKE WHOLE CALL CUSIP: 126650CJ7				100,836.00	100,115.17B	720.83	2,600,000	2.600
AMERICAN EXPRESS CR CORP	09/14/20	100,000,000	100.8360	772.78				
BE MTN								
FIXED COUPON MOODYS A2 S&P A- SEMIANNUALLY NEXT CALL DATE 08/14/2020 CONT CALL 08/14/2020 CUSIP 0258M0DX4				109,694.00	107,328.84B	2,365.16	4,650,000	4.650
GENERAL ELEC CAP CORP MTN	10/17/21	100,000,000	109.6940	955.83				
BE								
FIXED COUPON MOODYS A1 S&P AA- SEMIANNUALLY CUSIP 36962G5J9				89,369.10	90,747.25B	-1,378.12	2,115,000	2.350
MERCK & CO INC NOTE CALL	02/10/22	90,000,000	99.2990	828.37				
MAKE WHOLE								
FIXED COUPON MOODYS A1 S&P AA SEMIANNUALLY MAKE WHOLE CALL CUSIP 58933YQA8				103,876.50	103,933.75B	-57.25	2,625,000	2.500
ORACLE CORP NOTE CALL MAKE	10/15/22	105,000,000	98.9300	554.17				
WHOLE								
FIXED COUPON MOODYS A1 S&P AA- SEMIANNUALLY MAKE WHOLE CALL CUSIP: 68389XAP0				120,460.20	115,166.40	5,293.80	3,650	
SCHLUMBERGER INVT SA NOTE	12/01/23	115,000,000	104.7480					
CALL MAKE WHOLE								
FIXED COUPON MOODYS A1 S&P AA- SEMIANNUALLY NEXT CALL DATE 09/01/2023 CONT CALL 09/01/2023 MAKE WHOLE CALL CUSIP 806854AH8				103,221.00	101,306.00B	1,915.00	3,600,000	3.600
COMCAST CORP NEW NOTE CALL	03/01/24	100,000,000	103.2210	1,200.00				
MAKE WHOLE								
FIXED COUPON MOODYS A3 S&P A- SEMIANNUALLY MAKE WHOLE CALL CUSIP 20030NB9J				76,058.92	unknown	unknown		
JOHNSON CONTROLS	07/02/24	75,000,000	101.4119					
INTERNATION NOTE								
FIXED COUPON SEMIANNUALLY NEXT CALL DATE 04/02/2024 CONT CALL 04/02/2024 MAKE WHOLE CALL CUSIP 478375AG3								



EIN#: 45-3814655

FIDELITY
FAMILY
OFFICE
SERVICES

INVESTMENT REPORT
December 1, 2016 - December 31, 2016

Holdings

Bonds (continued)

Description	Maturity	Quantity	Price Per Unit	Total Market Value Accrued Interest (AI)	Total Cost Basis	Unrealized Gain/Loss	Est Annual Income (EAI)	Coupon Rate
Corporate Bonds (continued)								
DTE ELEC CO NOTE CALL MAKE WHOLE	03/01/25	105,000,000	102.3260	107,442.30 1,181.25	106,454,37 B	987.93	3,543,760	3.375
FIXED COUPON MOODYS Aa3 S&P A SEMIANNUALLY NEXT CALL DATE 12/01/2024 MAKE WHOLE CALL CUSIP: 23338VAC0	08/01/25	100,000,000	101.6830	101,683.00 1,614.58	100,740,36 B	942.64	3,875,000	3.875
FIXED COUPON MOODYS Baa1 S&P BBB+ SEMIANNUALLY CUSIP: 06051GFS3	02/01/26	55,000,000	101.5190	55,835.45 836.46	57,218,94 B	-1,383.49	2,007,500	3.650
ANHEUSER BUSCH INBEV FIN INC NOTE	02/17/26	55,000,000	101.2570	55,691.35 844.48	57,489,39 B	-1,798.04	2,268,740	4.125
FIXED COUPON MOODYS Aa3 S&P A SEMIANNUALLY NEXT CALL DATE 11/01/2025 MAKE WHOLE CALL CUSIP: 035242AP1	04/01/26	90,000,000	98.2550	88,429.50 742.50	91,529,26 B	-3,099.76	2,970,000	3.300
AT&T INC NOTE CALL MAKE WHOLE	02/17/26	55,000,000	101.2570	55,691.35 844.48	57,489,39 B	-1,798.04	2,268,740	4.125
FIXED COUPON MOODYS Baa1 S&P BBB+ SEMIANNUALLY NEXT CALL DATE 11/17/2025 MAKE WHOLE CALL CUSIP: 00206RCT7	04/01/26	90,000,000	98.2550	88,429.50 742.50	91,529,26 B	-3,099.76	2,970,000	3.300
JPMORGAN CHASE & CO NOTE	04/01/26	90,000,000	98.2550	88,429.50 742.50	91,529,26 B	-3,099.76	2,970,000	3.300
FIXED COUPON MOODYS A3 S&P A SEMIANNUALLY NEXT CALL DATE 01/01/2026 CUSIP: 46625HQW3				\$2,237,608.47	\$2,155,679.99	\$5,869.56	\$53,136.240	

Total Corporate Bonds (49% of account holdings)

Municipal Bonds

ARIZONA SCH FACS BRD REV REV REF BDS	07/01/17	150,000,000	\$99.9960	\$149,994.00 \$838.50	\$150,001.21 B	-\$7.21	\$1,677,000	1.118%
FIXED COUPON MOODYS Aaa S&P AAA SEMIANNUALLY MAKE WHOLE CALL CUSIP: 040580GB2	10/01/17	120,000,000	100.4360	120,523.20 424.20	120,001.53 B	521.67	1,696,800	1.414
DALLAS TEX WTRWKS & SWR SYS RE V REV	04/01/18	120,000,000	100.8390	121,006.80 562.50	120,556.92 B	449.88	2,250,000	1.875
FIXED COUPON MOODYS Aa1 S&P AAA SEMIANNUALLY MAKE WHOLE CALL CUSIP: 2354163V4	08/01/18	120,000,000	105.6250	126,750.00 2,475.00	125,570.02 B	1,179.98	5,940,000	4.950
WATERFORD WIS GRADED JT SCH DIST NO 1	07/01/19	100,000,000	100.3390	100,339.00 1,165.00	100,974.88 B	-635.88	2,330,000	2.330
FIXED COUPON S&P AA SEMIANNUALLY CUSIP: 941521BY1	08/01/18	120,000,000	100.3390	100,339.00 1,165.00	100,974.88 B	-635.88	2,330,000	2.330
VIRGINIA ST PUB BLDG AUTH PUB FACS REV	07/01/19	100,000,000	100.3390	100,339.00 1,165.00	100,974.88 B	-635.88	2,330,000	2.330
FIXED COUPON MOODYS Aa1 S&P AA+ SEMIANNUALLY CUSIP: 928172TE5	07/01/19	100,000,000	100.3390	100,339.00 1,165.00	100,974.88 B	-635.88	2,330,000	2.330
CALLEGUAS CALIF MUN WTR DIST WTR REV REV	07/01/19	100,000,000	100.3390	100,339.00 1,165.00	100,974.88 B	-635.88	2,330,000	2.330
FIXED COUPON MOODYS Aa2 S&P AA SEMIANNUALLY EXTRAORDINARY CALL CUSIP: 13124MAG0	07/01/19	100,000,000	100.3390	100,339.00 1,165.00	100,974.88 B	-635.88	2,330,000	2.330

FIDELITY
FAMILY
OFFICE
SERVICES

INVESTMENT REPORT
December 1, 2016 - December 31, 2016


Holdings

Bonds (continued)

Description	Maturity	Quantity	Price Per Unit	Total Market Value	Unrealized Gain/Loss	Est. Annual Income (EAI)	Coupon Rate
Municipal Bonds (continued)							
SIoux CITY IOWA GO URBAN RENEW BDS SER.	06/01/20	110,000,000	100.3920	110,431,200 201.67	426.08	2,420,000	2.200
FIXED COUPON MOODYS Aa2 S&P AA SEMIANNUALLY CUSIP: 829458DP0	08/01/21	150,000,000	100.8500	151,275,000 1,718.75	1,269.51	4,125,000	2.750
AGALANES CALIF UN HIGH SCH DIST GO REF	07/01/22	120,000,000	102.1580	122,589,600 1,771.60	2,583.67	3,543,600	2.953
FIXED COUPON MOODYS Aa1 S&P AA SEMIANNUALLY MAKE WHOLE CALL CUSIP: 004284ZX6	09/01/23	115,000,000	99.3600	114,264,000 1,096.33	-742.42	3,289,000	2.860
ENERGY NORTHWEST WASH ELEC REV REV	08/01/24	125,000,000	98.9020	123,627,500 1,484.37	-938.75	3,562,500	2.850
FIXED COUPON MOODYS Aa1 S&P AA SEMIANNUALLY MAKE WHOLE CALL CUSIP: 29270CYO2	09/01/2022 CUSIP: 716090SY8			124,566,258			
PETERS TWP PA SCH DIST WASHINGTON CNTY	08/01/24	125,000,000	98.9020	123,627,500 1,484.37	-938.75	3,562,500	2.850
FIXED COUPON MOODYS Aa2 SEMIANNUALLY NEXT CALL DATE 09/01/2022 CUSIP: 716090SY8				124,566,258			
NEW YORK N Y CITY TRANSITIONAL FIN	08/01/24	125,000,000	98.9020	123,627,500 1,484.37	-938.75	3,562,500	2.850
FIXED COUPON MOODYS Aa1 S&P AAA SEMIANNUALLY MAKE WHOLE CALL CUSIP: 64971QWM1							
Total Municipal Bonds (27% of account holdings)				\$1,236,693.77	\$4,106.53	\$30,833,900	

Us Treasury/Agency Securities

UNITED STATES TREAS NTS	04/30/19	60,000,000	\$99.9410	\$59,964,600 \$128.45	-\$593.92	\$750,000	1.250%
FIXED COUPON MOODYS Aaa SEMIANNUALLY CUSIP: 912826ST8	09/30/19	140,000,000	98.9570	138,539,800 357.69	-163.66	1,400,000	1.000
UNITED STATES TREAS NTS	02/28/21	95,000,000	100.7970	95,757,150 645.58	-217.75	1,900,000	2.000
FIXED COUPON MOODYS Aaa SEMIANNUALLY CUSIP: 912826B90	12/10/21	120,000,000	102.8880	123,465,600 183.75	-1,323.27	3,150,000	2.625
UNITED STATES TREAS NTS	08/15/22	125,000,000	98.5520	123,190,000 885.42	-722.50	2,343,740	1.875
FIXED COUPON MOODYS Aaa S&P AA+ SEMIANNUALLY CUSIP: 313376C94							
FEDERAL HOME LOAN BANKS	08/15/22	125,000,000	98.5520	123,190,000 885.42	-722.50	2,343,740	1.875
FIXED COUPON MOODYS Aaa S&P AA+ SEMIANNUALLY CUSIP: 880591E8							



INVESTMENT REPORT
December 1, 2016 - December 31, 2016

Holdings

Description	Maturity	Quantity	Price Per Unit	Total Market Value Accrued Interest (AI)	Total Cost Basis	Unrealized Gain/Loss	Est. Annual Income (EAI)	Coupon Rate
Bonds (continued)								
Us Treasury/Agency Securities (continued)								
UNITED STATES TREAS NTS	05/15/23	90,000,000	97.3980	87,658.20 204.49	91,246.53 B	-3,588.33	1,575,000	1.750
FIXED COUPON MOODY'S Aaa SEMIANNUALLY CUSIP: 912828VB3								
UNITED STATES TREAS NTS	08/15/23	90,000,000	101.7730	91,595.70 849.86	95,694.19 B	-4,098.49	2,250,000	2.500
NOTE								
FIXED COUPON MOODY'S Aaa SEMIANNUALLY CUSIP: 912828V56								
UNITED STATES TREAS NTS	11/15/24	90,000,000	99.3870	89,448.30 262.91	92,091.85 B	-2,643.55	2,025,000	2.250
NOTE								
FIXED COUPON MOODY'S Aaa SEMIANNUALLY CUSIP: 912828G38								
UNITED STATES TREAS NTS	02/15/25	100,000,000	97.3280	97,328.00 755.43	98,760.00 B	-1,432.00	2,000,000	2.000
NOTE								
FIXED COUPON MOODY'S Aaa SEMIANNUALLY CUSIP: 912828J27								
UNITED STATES TREAS NTS	08/15/25	80,000,000	96.8670	77,493.60 604.35	81,415.76 B	-3,922.16	1,600,000	2.000
NOTE								
FIXED COUPON MOODY'S Aaa SEMIANNUALLY CUSIP: 912828K74								
Total Us Treasury/Agency Securities (22% of account holdings)				(A) \$984,440.95	\$1,003,146.58	-\$18,705.63	\$18,993,740	

Sum of (A) = \$2,225,241 = US and State Government Obligations

Holdings

Mutual Funds

Description	Quantity	Price Per Unit	Total Market Value	Total Cost Basis	Unrealized Gain/Loss	Est. Annual Income (EAI)	Est. Yield (EY)
Bond Funds							
DOUBLELINE TOTAL RETURN BOND FD CL I (DBLTX)	37,646.231	\$10.6200	\$399,802.97	\$411,689.92	-\$11,886.95	\$15,011.99	3.750%
PIMCO INCOME FUND INSTITUTIONAL FUND (PIMIX)	35,809.485	12.0600	431,862.38	419,331.73	12,530.65	23,849.13	5.520
Total Bond Funds (67% of account holdings)			\$831,665.35	\$831,021.65	\$643.70	\$38,861.12	
Total Mutual Funds (67% of account holdings)			\$831,665.35	\$831,021.65	\$643.70	\$38,861.12	

Exchange Traded Products

Includes exchange-traded funds (ETFs), exchange-traded notes (ETNs), and other exchange-traded vehicles.

Description	Quantity	Price Per Unit	Total Market Value	Total Cost Basis	Unrealized Gain/Loss
Equity ETPs					
ISHARES RUSSELL 1000 ETF(IWB)	3,200.000	\$124.4600	\$398,272.00	\$295,463.95	\$102,808.05
Total Equity ETPs (32% of account holdings)			398,272.00	295,463.95	102,808.05
Total Exchange Traded Products (32% of account holdings)			\$398,272.00	\$295,463.95	\$102,808.05

FIDELITY
FAMILY
OFFICE
SERVICES

INVESTMENT REPORT
December 1, 2016 - December 31, 2016

Holdings

Stocks	Description	Quantity	Price Per Unit	Total Market Value	Total Cost Basis	Unrealized Gain/Loss	Est. Annual Income (EAI)	Est. Yield (EY)
Common Stock								
	DEUTSCHE BANK AG ORD NPV (REGD)(DB)	179 000	\$18 1000	\$3,239 90	\$2,834 36	\$405 54	-	-
	ADIANT PLC COM USD0.001(ADNT)	23 000	58 6000	1,347 80	1,046 73	301 07	-	-
	ALLEGION PLC COM USD0.01(ALLE)	23 000	64 0000	1,472 00	890 57	581 43	11 04	0 750
	ALLERGAN PLC. COM USD0.0001(AGN)	44,000	210 0100	9,240 44	8,503 91	736 53	123 20	1 330
	AOX PLC COM USD0.01 CL A(AOX)	40 000	111 5300	4,461 20	4,548 35	-87 15	52 80	1 180
	ACCENTURE PLC CLS A USD0.0000225(ACN)	70 000	117 1300	8,199 10	6,913 49	1,285 61	169 40	2 070
	CREDICORP LTD COM(BAP)	17 000	157 8600	2,683 62	2,552 17	131 45	39 37	1 470
	COCA-COLA EUROPEAN PARTNERS PLC	129 000	31 4000	4,050 60	4,933 35	-882 75	-	-
	ORD							
	EURO 01 (CCE)							
	DELPHI AUTOMOTIVE PLC COM USD0.01 (DLPH)	41 000	67 3500	2,761 35	2,757 41	3 94	47 56	1 720
	EATON CORP PLC COM(ETN)	67 000	67 0900	4,495 03	4,067 21	427 82	152 76	3 400
	INGERSOLL-RAND PLC SHS USD1(IFR)	71 000	75 0400	5,327 84	3,464 27	1,863 57	113 60	2 130
	JOHNSON CONTROLS INTERNATIONAL PLC	111,000	41 1900	4,572 09	5,071 59	-499 50	111 00	2 430
	COM USD1 00 (JCI)							
	LIBERTY GLOBAL PLC COM USD0.01 C (LBTYK)	87 000	29 7000	2,583 90	2,756 70	-142 80	-	-
	MALLINCKRODT PLC ORDINARY USD(MNK)	3 000	49 8200	149 46	158 09	-8 63	-	-
	MEDTRONIC PLC USD0.0001(MDT)	160 000	71 2300	11,396 80	12,193 71	-796 91	275 20	2 410
	RENAISSANCERE HOLDINGS LTD COM STK USD1 (RNR)	37 000	136 2200	5,040 14	4,840 15	199 99	45 88	0 910
	SEAGATE TECHNOLOGY PLC COM USD0.0001 (STX)	53 000	38 1700	2,023 01	2,065 41	-42 40	133 56	6 600
	PERRIGO CO PLC SHS(PRGO)	30 000	83 2300	2,496 90	4,643 55	-2,146 65	17 40	0 700
	CHUBB LIMITED COM NPV	45 000	132 1200	5,945 40	5,709 00	236 40	124 20	2 080
	ISIN #CH0044328745 (CB)							

FIDELITY
FAMILY
OFFICE
SERVICES

INVESTMENT REPORT
December 31, 2016 - December 31, 2016

Holdings

Stocks (continued)

Description	Quantity	Price Per Unit	Total Market Value	Total Cost Basis	Unrealized Gain/Loss	Est. Annual Income (EAI)	Est. Yield (EY)
Common Stock (continued)							
UBS GROUP CHF0.10 REGD(UBS)	473 000	15.6700	7,411.91	7,396.21	15.70	-	-
TE CONNECTIVITY LTD REG SHS (TEL)	65 000	69.2800	4,503.20	3,167.57	1,335.63	96.20	2.140
CHECK POINT SOFTWARE TECHNOLOGIES ORD	25 000	84.4600	2,111.50	2,083.70	27.80	-	-
ILSO.01 (CHKP)							
TARO PHARMACEUTICALS INDS LTD ORD (TARO)	21 000	105.2700	2,210.67	2,188.17	22.50	-	-
ASML HOLDING N V NY REGISTRY SHS (ASML)	46 000	112.2000	5,161.20	4,842.55	318.65	55.60	1.080
FIAT CHRYSLER AUTOMOBILES NV EURO.01 (FCAU)	325 000	9.1200	2,964.00	2,484.45	479.55	-	-
LYONDELLBASELL INDUSTRIES N V COM	80 000	85.7800	6,862.40	5,932.69	929.71	272.00	3.960
USDO 01 CLASS A (LYB)							
MYLAN N V SHS EURO.(MYL)	75 000	38.1500	2,861.25	2,771.70	89.55	-	-
NXP SEMICONDUCTORS N V(NXPI)	46 000	98.0100	4,508.26	4,577.13	-68.87	-	-
ROYAL CARIBBEAN CRUISES COM USD0.01 (RCL)	32 000	82.0400	2,625.28	2,650.83	-25.55	61.44	2.340
BROADCOM LIMITED COM NPV (AVGO)	46 000	176.7700	8,131.42	8,153.63	-22.21	187.68	2.310
ABB LTD SPONSORED ADR(ABB)	320 000	21.0700	6,742.40	7,054.40	-312.00	240.19	3.560
AFLAC INC (AFL)	117 000	69.6000	8,143.20	6,545.62	1,597.58	201.24	2.470
AES CORP (AES)	366 000	11.6200	4,252.92	4,898.08	-645.16	175.68	4.130
AIA GROUP LTD SPONSORED ADR(AAGY)	423 000	22.5720	9,547.95	10,303.77	-755.82	-	-
AT&T INC COM USD1(T)	603 000	42.5300	25,645.59	21,108.51	4,537.08	1,181.88	4.610
AU OPTONICS CORPORATION ADS EACH REPR 10 ORD TWD10 SHS (SPON) (AUO) ABBOTT LABORATORIES(ABT)	983 000	3.5400	3,479.82	2,755.97	723.85	108.11	3.110
ABBOTT LABORATORIES(ABT)	146 000	38.4100	5,607.86	5,294.99	312.87	154.76	2.760
ABBVIE INC COM USD0.01(ABBV)	187 000	62.6200	11,709.94	8,900.32	2,809.62	478.72	4.090
ABERDEEN ASSET MGMT PLC ADR(ABDNY)	291 000	6.3590	1,850.46	2,079.69	-229.23	-	-
ACCOR SPON ADR EACH REPR 0.2 ORD (ACCY)	341 000	7.4740	2,548.63	3,055.29	-506.66	-	-
ACTELION LIMITED (ALIOY)	71 000	54.2380	3,850.89	2,724.06	1,126.83	-	-
ACTIVISION BLIZZARD INC COM(ATVI)	76 000	36.1100	2,744.36	2,839.71	-95.35	19.76	0.720
ACUITY BRANDS INC.(AYI)	10 000	230.8600	2,308.60	2,555.75	-247.15	-	-
ADIDAS AG ADR EA REP 1/2 ORD NPV (ADDV)	61 000	79.1860	4,830.34	4,469.49	360.85	55.38	1.150

FIDELITY
FAMILY
OFFICE
SERVICES

INVESTMENT REPORT
December 1, 2016 - December 31, 2016

Holdings

Stocks (continued)

Description	Quantity	Price Per Unit	Total Market Value	Total Cost Basis	Unrealized Gain/Loss	Est. Annual Income (EAI)	Est. Yield (EY)
Common Stock (continued)							
ADOBE SYS INC(ADBE)	57 000	102.9500	5,868.15	2,768.70	3,099.45		
ADVANCE AUTO PARTS INC COM(AAP)	15 000	169.1200	2,536.80	2,573.55	-36.75		
ADVANCED SEMICONDUCTOR ENGR	906 000	5.0400	4,566.24	4,954.71	-388.47	230.03	5.040
SPONSORED ADR (ASX)							
ADVANSIX INC COM(ASIX)	5 000	22.1400	110.70	64.07	46.63		
AETNA INC NEW COM(AET)	40 000	124.0100	4,960.40	4,547.76	412.64	40.00	0.810
AGEAS SPONSORED ADR NE(AGESY)	131 000	39.6690	5,196.63	4,903.42	293.21		
AGRIUM INC COM NPV (SIN #CA0089161081)	43 000	100.5500	4,323.65	3,859.71	463.94	150.50	3.480
SEDOL #213538 (AGU)							
AIR LIQUIDE(L) ADR-EACH CNV INTO 1/5 EUR11 (AIQUY)	412 000	22.2870	9,182.24	9,966.49	-784.25		
AIRBUS GROUP SE UNSPON ADR EA REPR 0.25 ORD EUR1 (EADSY)	309 000	16.5700	5,120.13	4,871.61	248.52		
AKAMAI TECHNOLOGIES INC COM(AKAM)	31 000	66.6800	2,067.08	1,405.92	661.16		
AKBANK TURK ANONIM SIRKETI ADR (AKBTY)	1,340 000	4.4460	5,957.64	6,607.45	-649.81	142.27	2.390
AKTIEBOLAGETT ELECTROLUX SPONSORED ADR(ELUXY)	52 000	49.8210	2,590.69	2,507.36	83.33		
AKZO NOBEL NV SPONSORED ADR(AKZOY)	194 000	20.8810	4,050.91	3,989.80	61.11	136.09	3.360
ALCOA CORP COM(AA)	67 000	28.0800	1,881.36	1,433.48	447.88		
ALEXION PHARM INC.(ALXN)	39 000	122.3500	4,771.65	4,656.26	115.39		
ALFA LAVAL AB UNSP ADR EACH REPR 1 ORD(ALFVY)	244 000	16.6000	4,050.40	3,672.83	377.57		
ALIBABA GROUP HLDG LTD(BABA)	139 000	87.8100	12,205.59	12,939.12	-733.53		
ALLEGHANY CORP DEL(Y)	9 000	608.1200	5,473.08	5,180.34	292.74		
ALLIANCE DATA SYS CORP(ADS)	11 000	228.5000	2,513.50	2,593.50	-80.00	22.88	0.910
ALLIANT ENERGY CORP COM(LNT)	90 000	37.8900	3,410.10	2,931.16	478.94	105.75	3.100
ALLIANZ SE ADR EACH REP 1/10 ORD SH (AZSEY)	511 000	16.5600	8,462.16	8,251.99	210.17	424.73	5.020
ALLSTATE CORP (ALL)	100 000	74.1200	7,412.00	6,150.56	1,261.44	132.00	1.780
ALPHABET INC CAP STK CL C(GOOG)	33 000	771.8200	25,470.06	25,120.62	349.44		
ALPHABET INC CAP STK CL A(GOGL)	32 000	792.4500	25,358.40	24,935.95	422.45		
ALTRIA GROUP INC(MO)	203 000	67.6200	13,726.86	7,473.80	6,253.06	495.32	3.610

FIDELITY
FAMILY
OFFICE
SERVICES

INVESTMENT REPORT
December 1, 2016 - December 31, 2016

Holdings

Stocks (continued)

Description	Quantity	Price Per Unit	Total Market Value	Total Cost Basis	Unrealized Gain/Loss	Est. Annual Income (EAI)	Est. Yield (EY)
Common Stock (continued)							
ALUMINUM CORP OF CHINA ADR EACH REPR	211 000	10 2100	2,154.31	1,950.23	204.08	-	-
25 H SHS ONY1(SPON) (ACH)	125 000	45 5340	5,691.75	4,525.01	1,166.74	-	-
AMADEUS IT GROUP S A ADS(AM/ADY)	45 000	749 8700	33,744.15	33,247.41	496.74	-	-
AMAZON.COM INC (AMZN)	574 000	4 9100	2,818.34	2,975.53	-157.19	119.89	4.250
AMIBEV SA SPONSORED ADR(ABEV)	92 000	43 3010	3,983.69	3,914.27	69.42	-	-
AMICOR LIMITED ADR-EACH CNV INTO 4 ORD NPV (AMCRY)	129 000	92 9600	8,121.84	7,518.54	603.30	304.44	3.750
AMERICAN ELEC PWR CO(AEP)	78 000	74 0800	5,778.24	5,692.59	85.65	99.84	1.730
AMERICAN EXPRESS CO(AXP)	128 000	65 3100	8,359.68	8,242.19	117.49	163.84	1.960
AMERICAN INTL GROUP INC COM NEW(AIG)	93 000	72 3600	6,729.48	6,019.47	710.01	139.50	2.070
AMERICAN WTR WKS CO INC NEW COM (AWK)	27 000	78 1900	2,111.13	1,488.35	622.77	39.42	1.870
AMERISOURCEBERGEN CORP(ABC)	24 000	110 9400	2,662.56	1,757.07	905.49	72.00	2.700
AMERIPRISE FINL INC COM(AMP)	77 000	146 2100	11,258.17	8,866.04	2,392.13	354.20	3.150
AMGEN INC (AMGN)	83 000	57 2000	5,577.60	5,655.27	-77.67	53.12	0.950
AMPHENOL CORP CL A(APH)	74 000	69 7300	5,160.02	4,817.95	342.07	14.80	0.290
ANADARKO PETE CORP(APC)	39 000	72 6200	2,832.18	1,867.91	964.27	65.52	2.310
ANALOG DEVICES INC COM(ADI)	367 000	7 1670	2,630.28	4,581.41	-1,931.13	-	-
ANGLO AMERICAN SPON ADR EACH REP 0.5 ORD (NGLOY)	215 000	10 5100	2,259.65	2,284.80	-25.15	-	-
ANGLOGOLD ASHANTI LTD LVL1 ADR EACH REP 1 COM ZAR0.25(BNY) (AU)	106 000	105 4400	11,176.64	10,862.35	314.29	424.43	3.800
ANHEUSER-BUSCH INBEV SA/NV ADR EAH REP 1	21 000	143 7700	3,019.17	1,487.40	1,531.77	54.60	1.810
ANTHEM INC COM (ANTM)	46 000	63 4700	2,919.62	2,935.85	-16.23	45.00	1.580
APACHE CORP(APA)	609 000	115 8200	70,534.38	40,910.06	29,624.32	1,388.52	1.970
APPLE INC(AAPL)	150 000	32 2700	4,840.50	4,789.95	50.55	60.00	1.240
APPLIED MATERIALS INC(AMAT)	345 000	7 3000	2,518.50	2,616.15	-97.65	-	-
ARCELORMITTAL SA LUXEMBOURG NY REGISTRY SH (MT)	100 000	45 6500	4,565.00	3,745.90	819.10	120.00	2.630
ARCHER DANIELS MIDLAND(ADM)	104 000	18 5400	1,928.16	1,814.38	113.78	37.44	1.940
ARCONIC INC COM(ARNC)							

FIDELITY
FAMILY
OFFICE
SERVICES

INVESTMENT REPORT
December 1, 2016 - December 31, 2016

Holdings

Stocks (continued)

Description	Quantity	Price Per Unit	Total Market Value	Total Cost Basis	Unrealized Gain/Loss	Est. Annual Income (EAI)	Est. Yield (EY)
Common Stock (continued)							
ARROW ELECTRONICS INC(ARW)	54 000	71 3000	3,850 20	3,668.61	181 59		
ASAH KASEI CORP ADR(AHKS)	146 000	17 4820	2,552 37	2,566 60	-14 23		
ASHTREAD GROUP UNSP ADR EACH REPR 4 ORD	34 000	78 0930	2,655 16	1,738 05	917 11		
SHS (ASHTY)							
ASSA ABLOY UNSP ADR EA REPR 0.50 ORD	450 000	9 3070	4,188 15	4,080 45	107 70		
SHS (ASAZY)							
ASTELLAS PHARMA UNSP ADR EACH REPR 1 ORD (ALPMY)	320 000	13 9200	4,454 40	4,563 15	-108 75		
ASTRAZENECA ADR EACH REP 1 ORD	299 000	27 3200	8,168 68	8,598 20	-429 52	418 60	5 120
USD0.25 MGT (AZN)							
ATLAS COPCO AB SP ADR A NEW(ATLKY)	113 000	30 5460	3,451 69	3,443 15	8 54		
AUSTRALIA & NEW ZEALAND BANK GROUP SPON ADR NPV (1 FOR 1 SHS) (ANZBY)	369 000	22 0270	8,127 96	10,813 47	-2,685 51		
AUTODESK INC COM(ADSK)							
AUTOMATIC DATA PROCESSING INC(ADP)	36 000	74 0100	2,664 36	1,667 97	996 39		
AUTOZONE INC NEV(AZO)							
AVIVA SPON ADR EA REPR 2 ORD SHS (AVVY)	53 000	102 7800	5,447 34	5,130 40	316 94	120 84	2 220
	4 000	789 7900	3,159 16	1,536 03	1,623 13		
	376 000	11 8100	4,440 56	5,807 80	-1,367 24		
AXA ADS-EACH REP 1 ORD EUR2.25(AXAHY)							
BAE SYSTEMS SPON ADR EA REP 4 ORD	215 000	25 2980	5,439 07	4,444 61	994 46	268 69	4 940
GBP 0 025(MGN JP) (BAESY)							
BASF SE SPONSORED ADR(BASFY)	130 000	29 2360	3,800 68	3,906 65	-105 97		
BCE INC COM NEW ISIN #CA0553487604							
SEDOL #B188TH2 (BCE)	99 000	93 1450	9,221 35	7,623 65	1,597 70	332 49	3 610
BHP BILLITON PLC SPONS ADR EACH REP 2 ORD USD0.50 (BBL)	100 000	43 2400	4,324 00	4,048 51	275 49		
BP PLC SPONSORED ADR(BP)	141 000	31 4600	4,435 86	4,835 79	-399 93	84 60	1 910
BNP PARIBAS SPONSORED ADR(BNPOY)							
BT GROUP ADR EACH REP 5 ORD(BT)	354 000	37 3800	13,232 52	11,083 37	2,149 15	849 60	6 420
BAIDU INC SPONS ADR REPR 0.10 ORD CLS A (BIDU)	260 000	31 9330	8,302 58	7,671 15	631 43	340 57	4 100
BAKER HUGHES INC(BHI)	211 000	23 0300	4,859 33	7,339 27	-2,479 94	198 04	4 080
BAL CORP(BLL)	31 000	164 4100	5,096 71	5,080 48	16 23		
	84 000	64 9700	5,457 48	4,004 96	1,452 52	57 12	1 050
	34 000	75 0700	2,552 38	1,562 47	989 91	17 68	0 690

FIDELITY
FAMILY
OFFICE
SERVICES

INVESTMENT REPORT
December 1, 2016 - December 31, 2016

Holdings

Stocks (continued)

Description	Quantity	Price Per Unit	Total Market Value	Total Cost Basis	Unrealized Gain/Loss	Est. Annual Income (EA)	Est. Yield (EY)
Common Stock (continued)							
BANCO BILBAO VIZCAYA ARGENTARI SPONSORED ADR (BBVA)	1,056,000	6.7700	7,149.12	7,581.31	-432.19	425.49	5.950
BANCO SANTANDER SA ADR EACH 1 REPR 1 ORD EURO 50 (SAN)	2,174,000	5.1800	11,261.32	13,473.26	-2,211.94	-	-
BANCO SANTANDER BRASIL S A ADS REP 1 UNIT (BSBR)	242,000	8.8900	2,151.38	776.84	1,374.54	110.56	5.140
BANK OF AMERICA CORP(BAC)	1,100,000	22.1000	24,310.00	22,623.95	1,686.05	330.00	1.360
BANK OF MONTREAL COM NPV	101,000	71.9200	7,263.92	7,043.60	220.32	-	-
ISIN #CA0636711016 SEDOL #2076009 (BMO)	113,000	47.3800	5,353.94	3,290.81	2,063.13	85.88	1.600
BANK NEW YORK MELLON CORP(BK)	168,000	55.6800	9,354.24	9,825.42	-471.18	-	-
BANK OF NOVA SCOTIA COM NPV	434,000	11.0920	4,813.92	4,430.47	383.45	-	-
ISIN #CA0641491075 SEDOL #2076281 (BNS)	486,000	11.0000	5,346.00	8,199.70	-2,853.70	183.03	3.420
BANK OF CHINA ADR(BACHY)	179,000	15.9800	2,860.42	2,626.72	233.70	14.32	0.500
BARCLAYS PLC ADR-EACH CV INTO 4 ORD. STK GBP0.25 JPM (BCS)	62,000	44.3400	2,749.08	2,490.87	258.21	32.24	1.170
BARRICK GOLD CORP COM NPV ISIN #CA0679011084 SEDOL #2024644 (ABX)	89,000	104.5580	9,305.66	8,308.98	996.68	-	-
BAXTER INTL INC(BAX)	154,000	30.9611	4,768.01	5,196.94	-428.93	-	-
BAYER AG SPON(BAYRY)	-	-	-	-	-	-	-
BAYERISCHE MOTOREN WERKE AG ADR EACH	-	-	-	-	-	-	-
REPR 0.33333 SHS SPONSORED ISIN #US072743056 SEDOL #BD9WRT5 (BMWYY)	51,000	165.5500	8,443.05	5,099.67	3,343.38	148.92	1.760
BECTON DICKINSON CO(BDX)	80,000	66.5100	5,320.80	4,931.95	388.85	41.60	0.780
BERKLEY W R CORP (WRB)	112,000	162.9800	18,253.76	17,716.27	537.49	-	-
BERKSHIRE HATHAWAY INC DEL CL B NEW (BRKB)	282,000	35.7800	10,089.96	19,381.81	-9,291.85	169.20	1.680
BHP BILLITON LTD SPONSORED ADR(BHP)	31,000	82.8400	2,568.04	2,739.05	-171.01	-	-
BIOMARIN PHARMACEUTICAL INC(BMRN)	25,000	283.5800	7,089.50	5,819.83	1,269.67	-	-
BIOMERIN PHARMACEUTICAL INC(BMRN)	315,000	6.8900	2,170.35	2,291.72	-121.37	-	-
BLACKBERRY LTD COM ISIN #CA09228F-1036 SEDOL #BC8HZ31 (BBFY)	14,000	380.5400	5,327.56	5,229.81	97.75	128.24	2.410
BLACKROCK INC (BLK)	61,000	155.6800	9,496.48	9,142.09	354.39	346.48	3.650
BOEING CO(BA)	-	-	-	-	-	-	-

EIN#: 45-3814655

FIDELITY
FAMILY
OFFICE
SERVICES

INVESTMENT REPORT
December 1, 2016 - December 31, 2016

Holdings

Stocks (continued)

Description	Quantity	Price Per Unit	Total Market Value	Total Cost Basis	Unrealized Gain/Loss	Est. Annual Income (EAI)	Est. Yield (EY)
Common Stock (continued)							
BOSTON SCIENTIFIC CORP(BSX)	303 000	21 6300	6,553 89	3,549 08	3,004 81		
BRAMBLES LTD SPON ADR EA REPR 2 ORD (BXBLY)	224 000	17 9580	4,022 59	3,546 58	476 01		
BRIDGESTONE CORP ADR EACH CNV 0.5 ORD NPV(BRDCY)	228 000	18.0650	4,118 82	4,149 67	-30 85		
BRISTOL MYERS SQUIBB(BMY)	227 000	58 4400	13,265 88	11,148 82	2,117 06	354.12	2 670
BRITISH AMERICAN TOBACCO LVL II ADR EACH REP 2 ORD GBP0 25 BNY (BTI)	115 000	112 6700	12,957 05	12,465 90	491 15	501.59	3 870
BROOKFIELD ASSET MGMT INC CL A LTD VT SH ISIN #CA1125851040 SEDOL #2092599 (BAM)	132 000	33.0100	4,357 32	4,406 19	-48 87	68 64	1 580
BROWN FORMAN CORP CL B(BFB)	116 000	44 9200	5,210 72	5,633 95	-423 23	84 68	1 630
BUNZL ADR EACH REPR 1 ORD GBP0.3214857(BZLFY)	213 000	26.0600	5,550 78	5,122 14	428 64		
BURBERRY GROUP UNSP ADR EACH REP 2 ORD SH(BURBY)	140 000	18 4980	2,589 72	2,392 65	197 07		
CAE INC COM ISIN #CA1247651088 SEDOL #2162760(GAE)	256 000	13 9700	3,576 32	3,766 03	-189 71		
CBS CORP NEW CL B(CBS)	48 000	63 6200	3,053 76	2,366 67	687 09	34 56	1 130
CHR HANSEN HOLDING -SPON ADR(CHYHY)	130 000	27 7390	3,606 07	3,663 15	-47 08		
CIGNA CORPORATION COM(CI)	34 000	133 3900	4,535 26	4,680 89	-145 63		
CK HUTCHISON HOLDINGS LIMITED UNSP ADR EACH REPR 1 ORD (CKHUY)	379 000	11.3500	4,301 65	2,476 80	1,824 85		
CME GROUP INC(CME)	43 000	115 3500	4,960 05	4,849 32	110 73	103 20	2 080
CMS ENERGY CORP (CMS)	95 000	41.6200	3,953 90	2,602 61	1,351 29	117 80	2 980
CNOOC LTD SPONSORED ADR ISIN #US1261321095 SEDOL #BDZMP40 (CEO)	22 000	123 9600	2,727.12	2,870 81	-143 69	104 94	3 850
CRH SPON ADR EA REPR 1 ORD SHS EUR0.32 (CRH)	153 000	34 3800	5,260 14	3,715 74	1,544 40	139.03	2 640
CSL LTD-SPONSORED ADR(CSLLY)	127 000	36 3540	4,616 95	3,923 47	693 48		
C S X CORP (CSX)	172 000	35.9300	6,179 96	4,385 08	1,794 88	123.84	2 000
CVS HEALTH CORP COM(CVS)	116 000	78 9100	9,153 56	9,821 52	-667 96	232 00	2 530

FIDELITY
FAMILY
OFFICE
SERVICES

INVESTMENT REPORT
December 1, 2016 - December 31, 2016

Holdings

Stocks (continued)

Description	Quantity	Price Per Unit	Total Market Value	Total Cost Basis	Unrealized Gain/Loss	Est. Annual Income (EAI)	Est. Yield (EY)
Common Stock (continued)							
CALIFORNIA WATER SVC GRP HLDG CO (CWT)	52 000	33.9000	1,762.80	1,023.17	739.63	35.88	2.040
CAMECO CORP COM NPV ISIN #CA13321L1085	272 000	10.4700	2,847.84	3,297.25	-449.41	-	-
SEDOL #2155160 (CCJ)							
CANADIAN NATL RY CO COM ISIN #CA1363751027 SEDOL #2180632 (CNJ)	81 000	67.4000	5,459.40	5,358.00	101.40	-	-
CANADIAN NATURAL RESOURCES LTD COM NPV ISIN #CA1333851017 SEDOL #2171573 (CNQ)	385 000	31.8800	12,273.80	9,643.67	2,630.13	-	-
CANADIAN PAC RY LTD COM ISIN #CA13645T1003 SEDOL #2793115 (CP)	19 000	142.7700	2,712.63	2,841.80	-129.17	-	-
CANON INC SPONSORED ADR(CAJ)	166 000	28.1400	4,671.24	4,669.23	2.01	234.20	5.010
CAP GEMINI UNSP ADR EACH REPR 0.2 ORD SHS (CGEMY)	163 000	16.9080	2,756.00	3,113.46	-357.46	-	-
CAPITAL ONE FINANCIAL CORP(COF)	61 000	87.2400	5,321.64	5,169.77	151.87	97.60	1.830
CARDINAL HEALTH INC(CAH)	34 000	71.9700	2,446.98	1,468.25	978.73	61.05	2.490
CARLSBERG AS SPON ADR EACH REP 1/5 ORD (CABGY)	295 000	17.2920	5,101.14	5,911.49	-810.35	-	-
CARMAX INC (KMX)	44 000	64.3900	2,833.16	2,577.55	255.61	-	-
CATERPILLAR INC(CAT)	59 000	92.7400	5,471.66	5,682.57	-210.91	181.72	3.320
CELANESE CORP DEL COM SER A(CE)	52 000	78.7400	4,094.48	3,264.71	829.77	74.88	1.830
CELGENE CORP (CELG)	106 000	115.7500	12,269.50	7,576.35	4,593.15	-	-
CENEX SAB DE CV SPON ADR NEW(CX)	329 000	8.0300	2,641.87	2,600.47	41.40	-	-
CENOVUS ENERGY INC COM NPV ISIN #CA15135U1093 SEDOL #B57FG04 (CVE)	174 000	15.1300	2,632.62	2,349.45	283.17	-	-
CENTERPOINT ENERGY INC(CNP)	89 000	24.6400	2,192.96	1,581.84	611.12	91.67	4.180
CENTRAL JAPAN RY CO UNSPON ADR (CJPRY)	353 000	16.4870	5,819.91	5,663.01	156.90	-	-
CENTRICA ADR EACH REPR 4 ORD GBPO 06172839 (CPYYY)	337 000	11.5710	3,899.42	7,542.15	-3,642.73	-	-
CENTURYLINK INC(CTL)	40 000	23.7800	951.20	1,495.95	-544.75	86.40	9.080
CHARTER COMMUNICATIONS INC NEW CL A (CHTR)	28 000	287.9200	8,061.76	3,421.87	4,639.89	-	-
CHENIERE ENERGY INC COM NEW(LNG)	63 000	41.4300	2,610.09	1,895.52	714.57	-	-

FIDELITY
FAMILY
OFFICE
SERVICES

INVESTMENT REPORT
December 1, 2016 - December 31, 2016

Holdings

Stocks (continued)

Description	Quantity	Price Per Unit	Total Market Value	Total Cost Basis	Unrealized Gain/Loss	Est. Annual Income (EAI)	Est Yield (EY)
Common Stock (continued)							
CHEVRON CORP NEW COM(CVX)	202 000	117 7000	23,775.40	21,606.21	2,169.19	872.64	3.670
CHINA CONSTRUCTION BANK UNSP ADR EACH	530 000	15 4000	8,162.00	7,738.00	424.00		
CHINA LIFE INSURANCE CO ADR EACH REP 5	305 000	12 8700	3,925.35	4,165.10	-239.75	97.77	2.490
ORD H CNY1 (LFC)	147 000	52 4300	7,707.21	8,107.42	-400.21	398.98	5 180
CHINA MOBILE LTD SPON ADR REP 5 ORD HKD0 10 (CHL)	58 000	71 0200	4,119.16	4,072.01	47.15	122.53	2 970
CHINA PETE & CHEM CORP SPON ADR H SHS (SNP)	296 000	7 5320	2,229.47	3,593.23	-1,363.76		
CHINA SHENHUA ENERGY COMPANY LTD ADR EACH	6 000	377 3200	2,263.92	2,470.41	-206.49		
REPR 4 ORD H CNY1 (CSUAY)	316 000	31.5500	9,969.80	9,828.89	140.91	546.81	5.480
CHIPOTLE MEXICAN GRILL INC COM(CMG)	572 000	30 2200	17,285.84	13,562.15	3,723.69	594.88	3 440
CHUNGWA TELECOM ADR EA REPR 10	240 000	59 4300	14,263.20	11,329.54	2,933.66	153.60	1 080
ORD TWD10 (CHT)	128 000	35 6300	4,560.64	4,155.15	405.49	61.44	1 350
CISCO SYS INC COM (CSCO)	584 000	5 7310	3,346.90	3,465.23	-118.33		
CITIGROUP INC COM NEW(C)	425 000	9 1900	3,905.75	3,418.21	487.54		
CITIZENS FINL GROUP INC COM(CFG)	67 000	35 0200	2,346.34	2,638.46	-292.12	90.45	3 850
CITY DEVELOPMENTS SPND ADR-EACH REPR 1	514 000	7 3280	3,766.59	3,407.12	359.47		
ORD NPV (CDEVY)	379 000	41 4600	15,713.34	15,712.28	1.06	530.60	3 380
CLP HOLDINGS LTD SPONSORED ADR (CLPHY)	87 000	56 0300	4,874.61	4,335.12	539.49		
COACH INC (COH)	117 000	65 4400	7,656.48	7,468.32	188.16	182.52	2 380
COCA COLA AMATIL LTD SPONSORED ADR (CCLAV)	256 000	69 0500	17,676.80	17,661.71	15.09	281.60	1 590
COCA COLA CO (KO)	337 000	7 6430	2,575.69	2,439.41	136.28		
COGNIZANT TECH SOLUTIONS CORP(CTSH)							
COLGATE-PALMOLIVE CO (CL)							
COMCAST CORP NEW CL A (CMCSA)							
COMMERZBANK A G SPONSORED ADR NE (CRZBY)							

FIDELITY
FAMILY
OFFICE
SERVICES

INVESTMENT REPORT
December 1, 2016 - December 31, 2016

Holdings

Stocks (continued)

Description	Quantity	Price Per Unit	Total Market Value	Total Cost Basis	Unrealized Gain/Loss	Est. Annual Income (EAI)	Est. Yield (EY)
Common Stock (continued)							
COMMONWEALTH BANK OF AUSTRALIA SPON ADR	211 000	59.6730	12,591.00	12,334.29	256.71	-	-
EACH REPR 1 ORD (CMWAY)	745 000	6.6370	4,944.56	4,656.75	287.81	-	-
COMPAGNIE FINANCIERE RICHEMONT SA SPON	129 000	16.5500	2,134.95	5,644.59	-3,509.64	-	-
ADR EACH REPR 0.1 ORD (CFRUY)	234 000	8.6800	2,031.12	1,230.80	800.32	-	-
CIA BRASILEIRA DISTR(PAO DE ACUCAR) ADR EACH REPR 1 PRF NPV (C8D)	271 000	18.5470	5,026.23	4,553.98	472.25	-	-
CIA SANEAMENTO BASICO DE SAO PAULO SPONS ADR EACH REPR 1 COM NPV (SBS)	179 000	39.5500	7,079.45	4,445.99	2,633.46	143.20	2.020
COMPASS GROUP PLC SPONSORED ADR (CMPGY)	20 000	132.6000	2,652.00	2,775.75	-123.75	-	-
CONAGRA BRANDS INC(CAG)	121 000	50.1400	6,066.94	4,681.89	1,385.05	121.00	1.990
CONCHO RES INC(CXO)	81 000	73.6800	5,968.08	5,650.51	317.57	217.08	3.640
CONOCOPHILLIPS(COP)	28 000	153.3100	4,292.68	4,335.91	-43.23	44.80	1.040
CONSOLIDATED EDISON HLDG CO INC(ED)	117 000	38.7520	4,533.98	4,047.38	486.60	-	-
CONSTELLATION BRANDS INC(CLASTZ)	184 000	24.2700	4,465.68	4,458.91	6.77	99.36	2.220
CONTINENTAL AG ADR EACH REPR 0.2 ORD NPV(CTTAY)	52 000	160.1100	8,325.72	7,891.15	434.57	93.60	1.120
CORNING INC(GLW)	296 000	14.3100	4,235.76	5,256.27	-1,020.51	212.94	5.030
COSTCO WHOLESALE CORP(COST)	64 000	40.0000	2,560.00	2,631.31	-71.31	-	-
CREDIT SUISSE GROUP SPON ADR-REP 1 ORD	32 000	136.6700	4,373.44	3,985.66	387.78	131.20	3.000
CHF0.40(REGD) (CS)	90 000	48.0100	4,320.90	4,197.90	123.00	-	-
CTRP.COM INTERNATIONAL LTD	66 000	98.5100	6,501.66	5,596.16	905.50	217.80	3.350
ADS EACH REPR 0.125 ORD USD0.01 (CTRP)	377 000	9.9030	3,733.43	3,546.00	87.43	-	-
CUMMINS INC(CMI)	22 000	184.0790	4,049.73	4,180.91	-131.18	-	-
DBS GROUP HLDGS LTD SPONSORED ADR (DBSDY)	-	-	-	-	-	-	-
DTE ENERGY HOLDING CO(DTE)	-	-	-	-	-	-	-
DAI NIPPON PRTG LTD JAPAN SPONSORED ADR (DNPLY)	-	-	-	-	-	-	-
DAIKIN INDUSTRIES ADR EACH REPR 2 ORD (DKILY)	-	-	-	-	-	-	-

FIDELITY
FAMILY
OFFICE
SERVICES

INVESTMENT REPORT
December 1, 2016 - December 31, 2016

Holdings

Description	Quantity	Price Per Unit	Total Market Value	Total Cost Basis	Unrealized Gain/Loss	Est. Annual Income (EAI)	Est. Yield (EY)
Common Stock (continued)							
DAICHI SANKYO CO LTD SPON ADR LEV 1 (DSNKY)	118 000	20 5040	2,419.47	2,619.29	-199.82	-	-
DAIMLER AG SPON ADR EACH REPR 1 ORD SHS (DDAIV)	113 000	74 5920	8,428.89	7,707.77	721.12	-	-
DAIWA HOUSE IND LTD ADR(DWAHY)	97 000	27 4020	2,681.76	2,681.76	-23.77	-	-
DAIWA SECS GROUP INC SPONSORED ADR (DSEEV)	639 000	6 1760	3,946.46	5,539.58	-1,593.12	-	-
DANAHER CORP COM USD0.01(DHR)	80 000	77 8400	6,227.20	4,303.17	1,924.03	40 00	0.640
DANONE ADR-EA CNV INTO 1/5 (EUR0 25(CBK) (DANOY)	513 000	12 6990	6,514.58	6,376.73	137.85	186 50	2.860
DANSKE BANK A/S SPON ADR EACH REP 0.5 ORD	285 000	15 1930	4,330.00	4,161.83	168.17	-	-
SHS (DNKEY)							
DASSAULT SYSTEMES SPONS ADR REPR 1 ORD	86 000	76 3540	6,566.44	6,636.30	-69.86	-	-
EUR1 (DASTY)							
DEERE & COMPANY (DE)	32 000	103 0400	3,297.28	3,277.39	19.89	76 80	2.330
DELL TECHNOLOGIES INC COM CL V(DVMT)	16 000	54 9700	879.52	755.20	124.32	-	-
DENSO CORP ADR(DNZOY)	197 000	21 7050	4,275.88	4,259.21	16.67	-	-
DEUTSCHE BOERSE AG UNSP ADR EACH REPR	428 000	8 0600	3,449.68	3,625.62	-175.94	-	-
0 10 ORD (DBOEY)							
DEUTSCHE TELEKOM AG SPONSORED ADR (DTEGY)	342 000	17 2510	5,899.84	5,932.89	-33.05	213.28	3.620
EUR1 (DASTY)							
DEUTSCHE POST AG SPONS ADR EA REPR 1 ORD SHS (DPSGY)	249 000	32 9450	8,203.30	7,564.14	639.16	-	-
DEVON ENERGY CORP NEW(DVN)	63 000	45 6700	2,877.21	2,845.47	31.74	15.12	0.530
DIAGEO ADR EACH REPR 4 ORD	77 000	103 9400	8,003.38	8,638.33	-634.95	239.95	3.000
GBX28.935185(DEC)							
DISNEY WALT CO (DIS)	162 000	104 2200	16,883.64	11,992.93	4,890.71	252.72	1.500
DISCOVER FINL SVCS(DFS)	67 000	72 0900	4,830.03	4,582.71	247.32	80 40	1.660
DR REDDYS LABS LTD ADR(RDY)	81 000	45 2800	3,667.68	3,022.60	645.08	24.26	0.660
DOLLAR GEN CORP NEW COM(DG)	29 000	74 0700	2,148.03	1,469.55	678.48	29.00	1.350
DOLLAR TREE INC COM(DLTR)	32 000	77 1800	2,469.76	2,851.47	-381.71	-	-

EIN#: 45-3814655

FIDELITY
FAMILY
OFFICE
SERVICES

INVESTMENT REPORT
December 1, 2016 - December 31, 2016

Holdings

Stocks (continued)

Description	Quantity	Price Per Unit	Market Value	Total Cost Basis	Unrealized Gain/Loss	Est. Annual Income (EAI)	Est. Yield (EY)
Common Stock (continued)							
DON QUIJOTE HOLDINGS CO LTD ADR EACH REPR	256 000	9 2700	2,373 12	2,405 39	-32 27		
3 SHS (DOJCY)							
DOVER CORP (DOV)	23 000	74 9300	1,723 39	1,386 40	336 99	40 48	2 350
DOW CHEMICAL CO (DOW)	105 000	57 2200	6,008 10	3,581 66	2,426 44	193 20	3 220
DU PONT E I DE NEMOURS & CO (DD)	86 000	73 4000	6,312 40	4,403 40	1,909 00	130 72	2 070
DUKE ENERGY CORP NEW COM NEW	123 000	77 6200	9,547 26	9,205 83	341 43	420 66	4 410
ISIN #US26441C2044 SEDOL #B7JZSK0 (DUK)							
ENI SPA ADR EACH REP 2 ORD EUR1(MGT) (E)	175 000	32 2400	5,642 00	5,315 24	326 76	313 17	5 550
EOG RESOURCES INC (EOG)	57 000	101 1000	5,762 70	5,536 95	225 75	38 19	0 660
EQT CORP COM (EQT)	37 000	65 4000	2,419 80	3,140 95	-721 15		
EAST JAPAN RAILWAY CO ADR (EJPRY)	414 000	14 4330	5,975 26	6,029 58	-54 32		
EBAY INC (EBAY)	120 000	29 6900	3,562 80	3,475 95	86 85		
ECOLAB INC (ECL)	61 000	11 7200	7,150 42	6,551 54	598 88	90 28	1 260
EDGEWELL PERS CARE CO COM (EPC)	45 000	72 9900	3,284 55	3,649 80	-365 25		
EDWARDS LIFESCIENCES CORP (EW)	32 000	93 7000	2,998 40	2,787 47	210 93		
EISAI LTD SPONSORED ADR (ESALY)	63 000	57 5130	3,623 31	3,734 40	-111 09		
ELECTRONIC ARTS (EA)	37 000	78 7600	2,914 12	2,943 90	-29 78		
EMERSON ELECTRIC CO (EMR)	87 000	55 7500	4,850 25	4,798 17	52 08	167 04	3 440
ENBRIDGE INC COM (ISIN #CA29250N1050)	115 000	42 1200	4,843 80	4,947 20	-103 40		
SEDOL #2466149 (ENB)							
ENCANA CORP COM (ISIN #CA29250S1047)	170 000	11 7400	1,995 80	736 93	1,258 87	10 20	0 510
SEDOL #2793193 (ECA)							
ENGIE SPON ADR EACH REPR 1 SHARE (ENGIY)	167 000	12 7840	2,134 92	3,827 42	-1,692 50		
ERICSSON ADR EACH REP 1 ORD B SEK1 (ERIC)	521 000	5 8300	3,037 43	5,413 41	-2,375 98	238 05	7 840
ERSTE GROUP BK A G SPONSORED ADR (EBKOY)	273 000	14 6740	4,006 00	3,834 05	171 95		
ESSILOR INTL S A ADR (ESLOY)	83 000	56 6140	4,698 96	5,166 22	-467 26		
EVERSOURCE ENERGY COM (ES)	111 000	55 2300	6,130 53	5,967 53	163 00	197 58	3 220
EXELON CORP (EXC)	170 000	35 4900	6,033 30	5,303 00	730 30	216 24	3 580
EXPEDIA INC DEL COM NEW (EXPE)	21 000	113 2800	2,378 88	2,661 72	-282 84	21 84	0 920

FIDELITY
FAMILY
OFFICE
SERVICES

INVESTMENT REPORT
December 1, 2016 - December 31, 2016

Holdings

Stocks (continued)

Description	Quantity	Price Per Unit	Total Market Value	Total Cost Basis	Unrealized Gain/Loss	Est Annual Income (EAI)	Est Yield (EY)
Common Stock (continued)							
EXPEDITORS INTL WASH INC COM(EXPD)	96 000	52 9600	5,084.16	5,075.79	8.37	76.80	1.510
EXPERIAN PLC ADR EACH REPR 1 ORD SHS (EXPGY)	226 000	19 4490	4,395.47	4,091.77	303.70	91.53	2.080
EXPRESS SCRIPTS HLDG CO COM(ESRX)	69 000	68 7900	4,746.51	4,080.83	665.68		
EXXON MOBIL CORP (XOM)	454 000	90 2600	40,978.04	39,469.63	1,508.41	1,362.00	3 320
FMC TECHNOLOGIES INC(FTI)	72 000	35 5300	2,558.16	1,794.88	763.28		
FACEBOOK INC COM USD0.000006 CL A(FB)	251 000	115 0500	28,877.55	12,519.34	16,358.21		
FANUC CORPORATION UNSP ADR EACH REP 0.10 ORD NPV (FANUY)	270 000	16.9890	4,587.03	4,737.00	-149.97		
FAST RETAILING CO LTD ADR(FRCOY)	76 000	35.8640	2,725.66	2,772.83	-47.17		
FEDEX CORP COM(FDX)	32 000	186 2000	5,958.40	3,746.85	2,211.55	51.20	0.860
FERROVIAL SA ADR EACH REPR 1 ORD (FRVW)	254 000	17 9260	4,553.20	4,356.43	196.77		
FIDELITY NATIONAL INFORMATION SERVICES INC (FIS)	56 000	75 6400	4,235.84	4,431.95	-196.11	58.24	1 370
FIFTH THIRD BANCORP(FITB)	161 000	26 9700	4,342.17	4,240.64	101.53	90.16	2 080
FIRST PACIFIC CO SPONS ADR REPR 5 ORD SHS NPV (FPAFY)	695 000	3 4950	2,429.02	2,279.64	149.38		
FISERV INC(FISV)	50 000	106 2800	5,314.00	2,188.20	3,125.80		
FORD MTR CO DEL COM(F)	429 000	12 1300	5,203.77	6,571.27	-1,367.50	257.40	4 950
FREEPORT MCMORAN INC (FCX)	265 000	13 1900	3,495.35	5,560.32	-2,064.97		
FRESENIUS SE&CO KGA A SPON ADR EA REP 0.125 ORD SHS (FSNUY)	258 000	19 5820	5,052.15	4,467.48	584.67	40.21	0.800
FUJI HEAVY INDUSTRIES SPON ADR EA REPR 0.5 ORD NPV (FUJHY)	218 000	20 4570	4,459.62	4,405.01	54.61		
FUJIFILM HLDGS CORP ADR 2 ORD(FUJY)	107 000	38 0250	4,068.67	4,088.93	-20.26		
GKN PLC SPONSORED ADR(GKNLY)	965 000	4 0990	3,955.53	3,713.55	241.98		
GAZPROM PJSC SPON ADR-EACH REPR 2 ORD SHS (ISIN #US3682872078 SEDOL #5140989) (OGZPY)	1,452,000	5.0500	7,332.60	6,767.01	565.59		
GENERAL DYNAMICS CRP(GD)	30 000	172 6600	5,179.80	5,124.45	55.35	91.20	1 760
GENERAL ELECTRIC CO(GE)	925 000	31 6000	29,230.00	23,206.12	6,023.88	888.00	3 040

FIDELITY
FAMILY
OFFICE
SERVICES

INVESTMENT REPORT
December 1, 2016 - December 31, 2016

Holdings

Stocks (continued)

Description	Quantity	Price Per Unit	Total Market Value	Total Cost Basis	Unrealized Gain/Loss	Est. Annual Income (EAI)	Est. Yield (EY)
Common Stock (continued)							
GENERAL MILLS INC(GIS)	146 000	61 7700	9,018.42	7,186.20	1,832.22	280.32	3 110
GENERAL MTRS CO COM(GM)	269 000	34 8400	9,371.96	10,349.21	-977.25	408.88	4 360
GENUINE PARTS CO(GPC)	41 000	95.5400	3,917.14	3,997.66	-80.52	107.83	2 750
GETINGE AB UNSP ADR EACH REPR 1 ORD (GNGBY)	228 000	16 0820	3,666.69	3,522.57	144.12		
GILEAD SCIENCES INC(GILD)	165 000	71 6100	11,815.65	10,253.45	1,562.20	310.20	2 630
GIVAUDAN SA ADR EACH 50 REPR 1 ORD (GVDNY)	115 000	36.7200	4,222.80	4,035.25	187.55		
GLAXOSMITHKLINE ADR EACH CNV INTO 2 ORD	241 000	38 5100	9,280.91	10,339.75	-1,058.84	502.98	5 420
GBP0 25 (GSK)							
GLENCORE PLC UNSPON(GLNKY)	719 000	6 7400	4,846.06	5,105.66	-259.60		
GOLDCORP INC COM NPV ISIN #CA3809564097	237 000	13.6000	3,223.20	6,356.10	-3,132.90	18.96	0 590
SEDOL #2676302 (GG)							
GOLDMAN SACHS GROUP INC(GS)	40 000	239 4500	9,578.00	7,009.40	2,568.60	104.00	1 090
CGI GROUP INC CLASS A SUB VTG NPV ISIN #CA39945C1095 SEDOL #2159740 (GIB)	53 000	48 0300	2,545.59	2,363.51	182.08		
GRUPO TELEVISÁ SA SPON ADR REP ORD (TV)	143 000	20 8900	2,987.27	2,920.86	66.41	13.44	0 450
GRUPO AEROPORTUARIO DEL SUREST SPON ADR	31 000	143 8900	4,460.59	4,655.16	-194.57	91.55	2 050
SER B (ASR)							
GRUPO FINANCIERO BANORTE S A B ADR (GBOOY)	111 000	24 7800	2,750.58	3,035.48	-284.90	86.80	3 160
HCA HLDGS INC COM USD6.01(HCA)	41 000	74 0200	3,034.82	2,877.69	157.13		
HSBC HLDGS PLC SPON ADR NEW (HSBC)	416 000	40 1800	16,714.88	15,047.77	1,667.11	1,060.80	6 350
HALLIBURTON CO HOLDING CO FRMLY HALLIBURTON CO (HAL)	281 000	14 8400	4,170.04	3,157.27	1,012.77	149.15	3 580
HANG LUNG PROPERTIES (HLP) SPON ADR-EACH	101 000	54 0900	5,463.09	5,004.42	458.67	72.72	1 330
HANG LUNG PROPERTIES (HLP) SPON ADR-EACH	265 000	10 6020	2,809.53	4,740.17	-1,930.64		
1 CNV INTO 5 ORD HKD1 (HLPPY)							
HENKEL AG&CO KGAA ADR EACH REP 1 NPV(HENKY)	19 000	104.3950	1,983.58	1,486.06	497.52		

FIDELITY
FAMILY
OFFICE
SERVICES

INVESTMENT REPORT
December 1, 2016 - December 31, 2016

Holdings

Stocks (continued)

Description	Quantity	Price Per Unit	Total Market Value	Total Cost Basis	Unrealized Gain/Loss	Est. Annual Income (EAI)	Est. Yield (EY)
Common Stock (continued)							
HENKEL AG&CO. KGAA ADR EACH REP 1 NON.V	36,000	119.4510	4,300.23	4,088.91	211.32		
PRF. NPV(CIT)(HENOY)							
HENNES & MAURITZ AB ADR(HNNMY)	555,000	5.5790	3,096.34	4,298.36	-1,202.02		
HERSHEY CO (HSY)	18,000	103.4300	1,861.74	1,607.25	254.49	44.50	2.390
HEWLETT PACKARD ENTERPRISE CO COM (HPE)	215,000	23.1400	4,975.10	5,071.20	-96.10	55.90	1.120
HITACHI LTD ADR 10 COM(HTHIY)	81,000	54.1860	4,389.06	4,492.52	-103.46		
HOME DEPOT INC COM(HD)	131,000	134.0800	17,564.48	17,196.46	368.02	361.56	2.060
HONDA MOTOR LTD AMERN SHS(HMC)	242,000	29.1900	7,063.98	6,948.51	115.47	202.21	2.860
HONEYWELL INTL INC(HON)	77,000	115.8500	8,920.45	7,700.38	1,220.07	204.82	2.300
HONG KONG EXCHANGES & CLEARING UNSP ADR	234,000	23.6290	5,529.18	5,290.74	238.44		
EACH REPR 1 ORD (HKXCX)							
HORMEL FOODS CORP COM(HRL)	136,000	34.8100	4,734.16	5,468.35	-734.19	92.48	1.950
HOYA CORP SPONSORED ADR(HOCPY)	66,000	42.1060	2,778.99	2,695.47	83.52		
HUANENG POWER INTERNATIONAL INC ADR EACH REP 40 H SHS CNY1 (HNP)	85,000	26.0400	2,213.40	2,287.35	-73.95	245.83	11.110
HUMANA INC(HUM)							
ADR EACH REP 40 H SHS CNY1 (HNP)	15,000	204.0300	3,060.45	2,441.32	619.13	17.40	0.570
ILG INC COM(ILG)	19,000	18.1700	345.23	219.53	125.70		
ITAU CORP BANCA SPON ADR EACH REPR 1500	201,000	12.4400	2,500.44	2,444.07	56.37	132.02	5.280
COM (ITCB)							
ITV PLC ADR (ITVPY)	201,000	25.5040	5,126.30	7,702.68	-2,576.38		
ICICI BANK LIMITED ADR EACH REPR 2 ORD	619,000	7.4900	4,636.31	4,156.58	479.73	91.96	1.980
INR10(SPON) (IBN)							
IDACORP INC(IDA)	54,000	80.5500	4,349.70	3,763.49	586.21	118.80	2.730
ILLINOIS TOOL WORKS(ITW)	40,000	122.4600	4,898.40	3,290.58	1,607.82	104.00	2.120
ILLUMINA INC COM(ILMIN)	21,000	128.0400	2,688.84	2,630.98	142.14		
IMPERIAL BRANDS PLC SPON ADR EACH REPR 2	154,000	43.7730	6,741.04	7,127.51	-386.47	582.48	8.640
ORD SHS (IMBBY)							
IMPERIAL HOLDINGS LTD SPONS ADR NEW (IHLDY)	296,000	13.3410	3,948.93	6,253.67	-2,304.74		

FIDELITY
FAMILY
OFFICE
SERVICES

INVESTMENT REPORT
December 1, 2016 - December 31, 2016

Holdings

Stocks (continued)

Description	Quantity	Price Per Unit	Total Market Value	Total Cost Basis	Unrealized Gain/Loss	Est. Annual Income (EAI)	Est. Yield (EY)
Common Stock (continued)							
IMPERIAL OIL COM NPV ISIN #CA4530384086	173 000	34.7600	6,013.48	5,466.60	546.88		
SEDOL #2454241 (IMO)							
INCYTE CORP COM (INCY)	26 000	100.2700	2,607.02	2,784.75	-177.73		
INDITEX (IND.DE DISENO TEXTIL SA)	296 000	17.1030	5,062.48	4,992.59	69.89		
UNSP ADR EACH REP 0.20 ORD (IDEXY)							
INDUSTRIAL & COML BK CHINA ADR(IDCBY)	574 000	11.9950	6,885.13	6,827.07	58.06		
INFINEON TECHNOLOGIES AG	189 000	17.4140	3,291.24	3,341.91	-50.67	41.91	1.270
SPONSORED ADR (IFNNY)							
INFOSYS LTD SPONSORED ADR(INFY)	519 000	14.8300	7,696.77	7,341.42	355.35	194.92	2.530
ING GROEP N V SPONSORED ADR(ING)	526 000	14.1000	7,416.60	7,108.95	307.65	388.40	5.240
INTEL CORP (INTC)	434 000	36.2700	15,741.18	10,093.53	5,647.65	451.36	2.870
INTERCONTINENTAL HOTELS GROUP SPON							
ADR EACH REPR 1 ORD (POST SPLIT) (IHG)	61 000	44.3300	2,704.13	2,343.95	360.18	60.39	2.230
INTERCONTINENTAL EXCHANGE INC COM	135 000	56.4200	7,616.70	5,273.22	2,343.48	91.80	1.210
USD0.01 (ICE)							
INTL BUSINESS MACH (IBM)	96 000	165.9900	15,935.04	17,280.69	-1,345.65	537.60	3.370
INTERNATIONAL CONSOLIDATED AIRLINE	272 000	10.8960	2,963.71	4,210.88	-1,247.17		
SPON ADR EACH REPR 2 ORD SHS (ICAGY)							
INTL PAPER CO (IP)	34 000	53.0600	1,804.04	1,621.93	182.11	62.90	3.490
INTERPUBLIC GROUP COS INC DEL (IPG)	105 000	23.4100	2,458.05	2,249.60	208.45	63.00	2.560
INTERTEK GROUP PLC ADR(IKTSY)	127 000	43.0130	5,462.65	6,741.81	-1,279.16		
INTESA SANPAOLO S P A SPON ADR(ISNPY)	339 000	15.3530	5,204.66	4,390.52	814.14		
INTUITIVE SURGICAL INC COM NEW (ISRG)	6 000	634.1700	3,805.02	3,879.63	-74.61		
INTUIT COM (INTU)	67 000	114.6100	7,678.87	5,460.02	2,218.85	91.12	1.190
ISUZU MTRS LTD ADR (ISUZY)	217 000	12.6980	2,755.45	2,482.84	272.62		
ITAU UNIBANCO HOLDINGS S.A. ADR	445 000	10.2800	4,574.60	4,662.65	-88.05	199.94	4.370
EACH REPR 1 PRF NPV (ITUB)							
ITOCHU CORP ADR (ITOCY)	103 000	26.6130	2,741.13	2,829.64	-88.51		
JGC CORP ADR (JGCCY)	67 000	36.4210	2,440.20	2,397.51	42.69		
SAINSBURY (J) ADR EA REP 4 ORD	232 000	12.3220	2,858.70	5,858.99	-3,000.29	138.90	4.860
GBP0.28571428 (JSAIY)							
JPMORGAN CHASE & CO (JPM)	393 000	86.2900	33,911.97	20,847.90	13,064.07	754.56	2.230
JACOBS ENGR GROUP INC DEL COM (JEC)	100 000	57.0000	5,700.00	6,044.05	-344.05		

FIDELITY
FAMILY
OFFICE
SERVICES

INVESTMENT REPORT
December 1, 2016 - December 31, 2016

Holdings

Stocks (continued)

Description	Quantity	Price Per Unit	Total Market Value	Total Cost Basis	Unrealized Gain/Loss	Est. Annual Income (EAI)	Est. Yield (EY)
Common Stock (continued)							
JAMES HARDIE INDS PLC SPONSORED ADR (JHX)	249,000	15.9000	3,959.10	3,713.07	246.03	119.52	3.020
JAPAN AIRPORT TERMINAL CO UNSPON ADR EACH REPR 0.5 ORD (JTTRY)	119,000	18.1120	2,155.32	2,314.77	-159.45		
JAPAN EXCHANGE GROUP UNSPON ADR EACH REP	330,000	7.1590	2,362.47	2,506.05	-143.58		
0.5 ORD JPY0.00 (JPXGY)							
JAPAN TOBACCO INC UNSP ADR EA REPR ORD (JAPAY)	285,000	16.4790	4,696.51	5,623.05	-926.54		
JARDINE MATHESON HLDGS LTD ADR (JMHL)	47,000	55.2500	2,596.75	2,609.64	-12.89		
JD COM INC SPONSORED ADR REPSTG COM CL A (JD)	106,000	25.4400	2,696.64	2,736.39	-39.75		
JOHNSON & JOHNSON (JNJ)	296,000	115.2100	34,102.16	27,380.09	6,722.07	947.20	2.780
JONES LANG LASALLE INC (JLL)	20,000	101.0400	2,020.80	2,799.96	-779.16	13.20	0.650
JUNIPER NETWORKS INC COM (JNPR)	96,000	28.2600	2,712.96	2,247.36	465.60	38.40	1.420
KB FINANCIAL GROUP INC SPONSORED ADR (KB)	228,000	35.2900	8,046.12	8,047.23	-1.11	193.64	2.410
KBC GROUP NV ADR (KBCSY)	132,000	31.0260	4,095.43	3,985.11	110.32		
KT CORP SPONSORED ADR (KT)	554,000	14.0900	7,805.86	7,824.89	-19.03	121.59	1.560
KAO CORP SPONSORED ADR (KORPY)	94,000	47.5070	4,465.65	4,305.16	160.49		
KASIKORNBANK PUBLIC COMPANY LIMITED UNSP	250,000	19.8270	4,956.75	5,343.48	-386.73		
ADR EA REPR 4 ORD SHS (KPCPY)							
KDDI CORP ADR (KDDI)	405,000	12.6870	5,138.23	5,258.78	-120.55		
KELLOGG COMPANY (K)	23,000	73.7100	1,695.33	1,500.88	194.45	47.84	2.820
KEPPEL CORP SPON ADR-EACH CNV INTO 2 ORD NPV (KPELY)	318,000	8.0160	2,549.08	2,402.49	146.59		
KERING S A ADR (PPRUY)	126,000	22.4980	2,834.74	2,664.92	169.82		
KEYCORP NEW (KEY)	161,000	18.2700	2,941.47	2,828.67	112.80	54.74	1.860
KIMBERLY CLARK CORP (KIMB)	50,000	114.1200	5,706.00	6,459.29	-753.29	184.00	3.220
KINDER MORGAN INC COM USD0.01 (KMII)	192,000	20.7100	3,976.32	6,996.28	-3,019.96	96.00	2.410
KINGFISHER ADR EACH REPR 2 ORD GBPO 157142857 (KGFHY)	170,000	8.6570	1,471.69	1,542.71	-71.02	48.11	3.270

FIDELITY
FAMILY
OFFICE
SERVICES

INVESTMENT REPORT
December 1, 2016 - December 31, 2016

Holdings

Stocks (continued)

Description	Quantity	Price Per Unit	Market Value	Total Cost Basis	Unrealized Gain/Loss	Est. Annual Income (EAI)	Est. Yield (EY)
Common Stock (continued)							
KIRIN HLDGS COMPANY LTD SPON ADR (KINBY)	239,000	16.3030	3,896.41	3,955.04	-58.63	-	-
KOMATSU LTD SPON ADR NEW(KMTUY)	187,000	22.6990	4,244.71	4,272.49	-27.78	-	-
KONINKLIJKE AHOLD DELHAIZE NV SPON ADR	222,000	21.1270	4,690.19	5,003.25	-313.06	299.93	6.390
EACH REP 1 ORD SHS (POST SPLIT)							
(ADPNY)							
KONINKLIJKE PHILIPS N V NY REG SH NEW (PHG)	190,000	30.5700	5,808.30	5,407.34	400.96	171.27	2.950
KONE OYJ UNSP ADR EACH REPR 0.5 ORD	256,000	22.4500	5,747.20	6,006.61	-259.41	-	-
CLASSE B (KNYJY)							
KOREA ELECTRIC PWR SPONSORED ADR (KEP)	252,000	18.4800	4,656.96	5,063.07	-406.11	344.60	7.400
KRAFT HEINZ CO COM (KHC)	58,000	87.3200	5,064.56	3,133.56	1,931.00	139.20	2.750
KROGER CO COM (KR)	137,000	34.5100	4,727.87	5,304.96	-577.09	65.76	1.390
KUBOTA CORP ADR-EACH CNV INTO 5 ORD NPV (KUBTY)	53,000	71.5270	3,790.93	4,118.90	-327.97	-	-
KYOCERA CORP ADR (KYO)	82,000	49.7800	4,081.96	4,005.45	76.51	109.48	2.680
L BRANDS INC COM (LB)	30,000	65.8400	1,975.20	1,486.65	488.55	72.00	3.650
LG DISPLAY CO LTD SPONS ADR REPR(LPL)	305,000	12.8500	3,919.25	3,695.40	223.85	65.56	1.670
L OREAL CO ADR(LRLCY)	149,000	36.5790	5,450.27	5,005.37	444.90	-	-
LVMH MOET HENNESSY VUITTON SE ADR EACH	148,000	38.2660	5,663.36	5,185.70	477.66	-	-
EACH CNV INTO 0.2 ORD EURO 30 (LVMUY)							
LAFARGEHOLCIM LTD ADR EACH REPR 0.20 ORD (HOMLY)	271,000	10.5570	2,860.94	2,862.94	-2.00	-	-
LAMB WESTON HLDGS INC COM(LW)	59,000	37.8500	2,233.15	1,295.83	937.32	44.25	1.980
LAS VEGAS SANDS CORP(LVS)	48,000	53.4100	2,563.68	3,004.11	-440.43	138.24	5.390
ESTEE LAUDER COMPANIES INC CL A(EL)	54,000	76.4900	4,130.46	4,596.87	-466.41	73.44	1.780
LEGGETT & PLATT INC(LEG)	75,000	48.8800	3,666.00	3,688.95	-22.95	102.00	2.780
LENOVO GROUP LIMITED ADR EACH 1 REPR	193,000	12.1240	2,339.93	2,313.82	26.11	-	-
20							
HKDO 025 (LNVGY)							
LILLY ELI & CO COM NPV(LLY)	110,000	73.5500	8,090.50	6,714.49	1,376.01	228.80	2.830
LINCOLN NATIONAL CORP INDLNC	42,000	66.2700	2,783.34	2,702.25	81.09	48.72	1.750

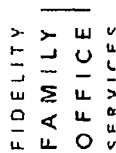
FIDELITY
FAMILY
OFFICE
SERVICES

INVESTMENT REPORT
December 1, 2016 - December 31, 2016

Holdings

Stocks (continued)

Description	Quantity	Price Per Unit	Total Market Value	Total Cost Basis	Unrealized Gain/Loss	Est. Annual Income (EAI)	Est. Yield (EY)
Common Stock (continued)							
LINDE AG SPON ADR EA REPR 0.10 ORD (LNEG)	283 000	16 4650	4,659 59	4,606.70	52 89	-	-
LIXIL GROUP CORPORATION UNSP ADR EA REPR 2 ORD (JSGRY)	54 000	45 5100	2,457 54	1,942 90	514.64	-	-
LLOYDS BANKING GROUP PLC SPONSORED ADR (LYG)	1,746 000	3 1000	5,412 60	5,228 49	184 11	229 19	4.230
LOCKHEED MARTIN CORP(LMT)	30 000	249 9400	7 498 20	3,684 07	3,814 13	218 40	2.910
LONZA GROUP AG ADR(LZAGY)	214 000	17 3460	3,712 04	3,763 65	-51 61	-	-
LOWES COS INC COM(LOW)	121 000	71 1200	8,605 52	5,219 53	3,385 99	169.40	1.970
LUXOTTICA GROUP S P A SPONSORED ADR (LUX)	49 000	53.7000	2,631 30	3,321 39	-690 09	48.67	1 850
MS&AD INS GROUP HLDGS ADR(MSADY)	256 000	15 5360	3,977 21	4,073.23	-96.02	-	-
MACQUARIE GROUP LIMITED ADR EACH REPR 1 ORD (MOBKY)	67 000	63 0840	4,226 62	4,172.00	54 62	-	-
MACYS INC COM (M)	59 000	35 8100	2,112 79	2,832 81	-720 02	89 09	4 220
MAGNA INTL INC COM ISIN #CAS592224011 (MAG)	66 000	43 4000	2,864 40	2,717 25	147.15	66 00	2.300
SEDOL #2554475 (MGA)	36 000	67 1330	2,416 78	2,495 91	-79.13	-	-
MAKITA CORP ADR NEW(MKTAJ)	28 000	88 8700	2,488 36	2,188 72	299 64	48 16	1 940
MANPOWERGROUP INC COM(MAN)	271 000	17 8200	4,829 22	4,147.85	681.37	-	-
MANULIFE FINANCIAL CORP COM NPV ISIN #CAS6501R1054 SEDOL #2492519 (MFC)	160 000	17 3100	2,769 60	1,515 71	1,253 89	32 00	1 160
MARATHON OIL CORP(MRO)	61 000	50 3500	3,071 35	2,503.24	568.11	87.84	2 860
MARATHON PETROLEUM CORP COM USD0.01 (MPC)	4 000	904 5000	3,618 00	3,620 59	-2 59	-	-
MARKEL CORP HLDG CO(MKL)	69 000	67 5900	4,663 71	4,800.69	-136.98	93 84	2 010
MARSH & MCLENNAN COS(MMC)	50 000	82 6600	4,134 00	3,193 38	940.62	60.00	1 450
MARRIOTT INTL INC CL A(MAR)	12 000	221 5300	2,658 36	2,698 99	-40 23	20.16	0 760
MARTIN MARIETTA MATLS INC (MLM)	98 000	103 2500	10,118 50	7,398 25	2,720 25	86 24	0 850
MASTERCARD INCORPORATED CL A(MA)	322 000	8 1970	2,639 43	2,553 36	86 07	-	-
MAZDA MOTOR CORP UNSP ADR EACH REPR 10 ORD (MZDAY)	121 000	121 7200	14,728 12	12,902 10	1,826.02	454 96	3 090
MCDONALDS CORP (MCD)	33 000	140 4500	4,634 85	4,669 86	-35.01	36 96	0 800
MCKESSON CORP (MCK)	293 000	58 8700	17,248 91	14,968 51	2,280 40	550 84	3 190
MERCK & CO INC NEW COM (MRK)							



INVESTMENT REPORT
December 1, 2016 - December 31, 2016

Holdings

Stocks (continued)

Description	Quantity	Price Per Unit	Total Market Value	Total Cost Basis	Unrealized Gain/Loss	Est. Annual Income (EAI)	Est. Yield (EY)
Common Stock (continued)							
METLIFE INC.COM (MET)	98 000	53.8900	5,281.22	4,511.44	769.78	156.80	2.970
MICHELIN(CIE GLE DES ETABL) UNSP ADR	210 000	22.2980	4,682.58	4,023.77	658.81		
EACH REPR 1/5 ORD.(MGDDY)							
MICROSOFT CORP.(MSFT)	822 000	62.1400	51,079.08	31,181.35	19,897.73	1,282.32	2.510
MICRON TECHNOLOGY(MU)	142 000	21.9200	3,112.64	2,835.17	277.47		
MITSUBISHI CORP SPONSORED ADR	105 000	42.6970	4,483.18	4,730.33	-247.15		
(MSBHY)							
MITSUBISHI ELEC CORP ADR(MIELY)	159 000	27.9420	4,442.77	4,498.91	-56.14		
MITSUBISHI ESTATE LTD ADR(MITEY)	274 000	19.9550	5,467.67	5,466.03	1.64		
MITSUBISHI UFJ FINL GROUP INC SPONSORED	1,705,000	6.1600	10,502.80	10,664.20	-161.40	283.84	2.700
ADR (MTU)							
MITSUMI & CO LTD ADR(MITSY)	16 000	275.5610	4,408.97	4,404.83	4.14		
MIZUHO FINL GROUP INC SPONSORED ADR	1,403 000	3.5900	5,036.77	5,170.99	-134.22	190.13	3.770
(MFG)							
MOLSON COORS BREWING CO CL B(TAP)	28 000	97.3100	2,724.68	2,776.87	-52.19	45.92	1.690
MONDELEZ INTL INC COM(MDLZ)	184 000	44.3300	8,156.72	6,844.42	1,312.30	139.84	1.710
MONSANTO CO NEW(MON)	50 000	105.2100	5,260.50	5,346.60	-86.10	108.00	2.050
MONSTER BEVERAGE CORP NEW COM	61 000	44.3400	2,704.74	2,737.09	-32.35		
(MNST)							
MOODY'S CORP (MCO)	72 000	94.2700	6,787.44	6,362.67	424.77	109.44	1.610
MORGAN STANLEY (MS)	139 000	42.2500	5,872.75	3,500.05	2,372.70	111.20	1.890
MTN GROUP LTD SPONSORED ADR(MTNOY)	315 000	9.2260	2,906.19	3,928.83	-1,022.64		
MUENCHENER RUECKVERSICHERUNGS	245 000	18.9490	4,642.50	4,507.38	135.12		
AG UNSP ADR EACH REPR 0.10 ORD							
(MURGY)							
MURATA MFG CO LTD ADR(MRAAY)	129 000	33.5450	4,327.30	4,377.83	-50.53		
NTT DOCOMO INC ADS EACH 1 REP 1 ORD	135 000	22.7500	3,071.25	3,063.00	8.25		
SHS							
NPV (DCM)							
NASDAQ INC COM STK (NDAQ)	70 000	67.1200	4,698.40	4,364.83	333.57	89.60	1.910
NASPERS SPONS ADR EACH REP 0.1 ORD	513 000	14.7280	7,555.46	7,667.04	-111.58		
(NPSNY)							

DATE: 01/01/2017 09:58 AM EST. FIDELITY INVESTMENTS. ALL RIGHTS RESERVED. FIDELITY INVESTMENTS IS A REGISTERED SERVICE MARK OF FIDELITY INVESTMENTS CORPORATION. FIDELITY INVESTMENTS CORPORATION IS A MEMBER OF THE FINANCIAL INSTITUTIONS REGULATORY BOARD. FIDELITY INVESTMENTS CORPORATION IS A MEMBER OF THE FINANCIAL INSTITUTIONS REGULATORY BOARD. FIDELITY INVESTMENTS CORPORATION IS A MEMBER OF THE FINANCIAL INSTITUTIONS REGULATORY BOARD.

FIDELITY
FAMILY
OFFICE
SERVICES

INVESTMENT REPORT
December 1, 2016 - December 31, 2016

Holdings

Stocks (continued)

Description	Quantity	Price Per Unit	Total Market Value	Total Cost Basis	Unrealized Gain/Loss	Est. Annual Income (EAI)	Est. Yield (EY)
Common Stock (continued)							
NATIONAL AUSTRALIA BANK SPONS ADR EACH	701 000	11 1040	7,783 90	11,700 47	-3,916 57	-	-
CNV INTO 1 NPV (NABZY)							
NATIONAL GRID NEW ADR EACH REPR 5 ORD	87 000	58.3300	5,074 71	4,998 27	76 44	259 89	5 120
GBPO.11395 (NGG)							
NESTLE S A SPONSORED ADR(NSRGY)	340 000	71.8750	24,437 50	24,191 62	245 88	-	-
NETFLIX COM INC COM (NFLX)	57 000	123.8000	7,056 60	7,124 86	-68 26	-	-
NETEASE INC ADR EACH REPR 25 COM STK	12 000	215.3400	2,584 08	2,786 91	-202 83	35.16	1 360
USDO 0001 (NTES)							
NEW ORIENTAL ED & TECHNOLOGY GP INC (EDU)	48 000	42 1000	2,020 80	2,467 47	-446 67	-	-
NEWCREST MINING ADR-EACH CNV INTO 1 ORD NPV (NOCMGY)	171 000	14 6630	2,507 37	1,283 49	1,223 88	-	-
NEWELL BRANDS INC COM(NWL)	59 000	44 6500	2,634 35	2,849 98	-215 63	44.84	1 700
NEWMONT MNG CORP HLDG CO(NEM)	84 000	34 0700	2,861 88	2,553 95	207 93	16 80	0 590
NEXTERA ENERGY INC COM(NEE)	47 000	119.4600	5,614 62	5,338 69	275 93	163.56	2 910
NICE LTD ADR-EACH CNV INTO 1 ORD ILS1 (NICE)	75 000	68 7600	5,157 00	4,525 95	631 05	48.00	0 930
NIDEC CORPORATION(NJDCY)	124 000	21 6170	2,680 50	2,848 17	-167 67	-	-
NIKE INC CLASS B (NKE)	156 000	50 8300	7,929 48	6,117 74	1,811 74	112.32	1 420
NIKON CORP ADR(NINOY)	252 000	15.5790	3,925 90	3,626 67	299 23	-	-
NINTENDO CO LTD ADR(8 CNV INTO 1 ORD)NPV (NTDOY)	94 000	26 3000	2,472 20	3,017 36	-545 16	-	-
NIPPON TEL & TEL CORP SPONS ADR REPR 1 ORD (NTT)	75 000	42 0700	3,155 25	2,982 45	172 80	83 06	2 630
NISSAN MOTOR CO SPONS ADR(CNV INTO 2 ORD NPV) (NSANY)	231 000	20 1570	4,656 26	4,333 43	322 83	-	-
NITTO DENKO CORP ADR(NDEKY)	73 000	38.4490	2,806 77	2,630 48	176 29	-	-
NOKIA OYJ ADR EACH REPR 1 ORD NPV (NOK)	1,039 000	4.8100	4,997 59	4,361 36	636 23	300.93	6 020
NOBLE ENERGY INC COM(NBL)	75 000	38.0600	2,854 50	4,067 48	-1,212 98	30.00	1 050
NOMURA HLDGS INC SPONSORED ADR (NMR)	777 000	5 9000	4,584 30	4,265 91	318 39	82.27	1 790

EIN#: 45-3814655

FIDELITY
FAMILY
OFFICE
SERVICES

INVESTMENT REPORT
December 1, 2016 - December 31, 2016

Holdings

Stocks (continued)

Description	Quantity	Price Per Unit	Total Market Value	Total Cost Basis	Unrealized Gain/Loss	Est. Annual Income (EAI)	Est. Yield (EY)
Common Stock (continued)							
NORDEA BK SWEDEN A B SPONSORED ADR (NRBAY)	346,000	11.1510	3,858.24	4,284.74	-426.50	-	-
NORFOLK SOUTHERN CRP(NSC)	51,000	108.0700	5,511.57	3,953.56	1,558.01	120.36	2.180
NORTHERN TR CORP(NTRS)	50,000	89.0500	4,452.50	2,988.73	1,463.77	76.00	1.710
NORTROP GRUMMAN CORP HOLDING CO (NOC)	27,000	232.5800	6,279.66	4,778.90	1,500.76	97.20	1.550
NOVARTIS A G SPONSORED ADR(NVS)	233,000	72.8400	16,971.72	16,040.68	931.04	633.28	3.730
NOVO-NORDISK A S ADR(NVO)	240,000	35.8600	8,606.40	7,584.75	1,021.65	217.66	2.530
NUCOR CORP COM(NUE)	60,000	59.5200	3,571.20	3,758.55	-187.35	90.60	2.540
VIDIA CORP(NVDA)	57,000	106.7400	6,084.18	1,799.08	4,285.10	31.92	0.520
O'REILLY AUTOMOTIVE INC NEW COM (ORLY)	16,000	278.4100	4,454.56	4,415.47	39.09	-	-
OCCIDENTAL PETROLEUM CORP(OXY)	78,000	71.2300	5,555.94	6,322.87	-766.93	237.12	4.270
OLYMPUS CORPORATION ADR-EACH CNV INTO 1	74,000	34.6380	2,563.21	2,569.09	-5.88	-	-
ORD NPV (OCPNY)	-	-	-	-	-	-	-
OMRON CORP SPONSORED ADR(OMRNY)	65,000	38.4530	2,499.44	2,498.75	0.69	-	-
ONE GAS INC COM USD0.01(OGS)	8,000	63.9600	511.68	203.82	307.86	11.20	2.190
ONO PHARMACEUTICAL CO UNSP ADR EACH	320,000	7.3030	2,336.96	2,531.15	-194.19	-	-
REPR 0.33 ORD (OPHLY)	-	-	-	-	-	-	-
ORACLE CORP COM(ORCL)	322,000	38.4500	12,380.90	10,812.89	1,568.01	193.20	1.560
ORANGE SPONSORED ADR(ORAN)	206,000	15.1400	3,118.84	2,420.54	698.30	182.77	5.860
ORICA LTD ADR (OCLDY)	84,000	12.8020	1,075.36	1,968.17	-892.81	-	-
ORIX CORPORATION SPON ADR EACH REP 5	40,000	77.8300	3,113.20	2,835.30	277.90	80.84	2.600
ORD NPV(CIT) (IX)	-	-	-	-	-	-	-
ORKLA A S SPON ADR (ORKLY)	425,000	9.0850	3,861.12	3,771.33	89.79	-	-
OTSUKA HLDGS CO LTD ADR EA REPR 0.5	189,000	21.8330	4,126.43	4,034.60	91.83	-	-
ORD	-	-	-	-	-	-	-
SHS JPY0.00 (OTSKY)	-	-	-	-	-	-	-
OIL COMPANY LUKOIL PJSC SPON ADR REP 1	115,000	56.1000	6,451.50	5,641.80	809.70	-	-
ORD RUB0.025 (SIN #US69343P1057 SEDOL #BYZDW27 (LUKOY)	-	-	-	-	-	-	-
PLDT INC ADR EACH REP 1 ORD SHS(SPHI)	114,000	27.5500	3,140.70	6,962.22	-3,821.52	259.02	8.250


FIDELITY
FAMILY
OFFICE
SERVICES

INVESTMENT REPORT
December 1, 2016 - December 31, 2016

Holdings

Stocks (continued)

Description	Quantity	Price Per Unit	Total Market Value	Total Cost Basis	Unrealized Gain/Loss	Est. Annual Income (EAI)	Est. Yield (EY)
Common Stock (continued)							
PNC FINL SVCS GROUP(PNC)	93 000	116.9500	10,877.28	7,039.14	3,838.14	204.60	1.880
POSCO ADR EACH REP(PKX)	119 000	52.5500	6,253.45	6,661.24	-407.79	212.92	3.400
PPG INDUSTRIES(PPG)	64 000	94.7600	6,064.64	5,402.77	661.87	102.40	1.690
BANK RAKYAT INDONESIA UNSP ADR EACH REPR 20 ORD (BKRKY)	149 000	17.3320	2,582.46	2,485.08	97.38		
BANK MANDIRI(PERSERO)	310 000	8.5920	2,663.52	3,061.88	-398.36		
UNSP ADR EACH REP 10 ORD (PPERY)	394 000	10.1990	4,018.40	3,614.46	403.94		
PANASONIC CORP ADR(PCRFY)	90 000	32.7680	2,949.12	2,621.55	327.57		
PANDORA A/S ADR(PNDZY)	126 000	39.4700	4,973.22	5,054.25	-81.03		
PAYPAL HLDGS INC COM(PYPL)	316 000	9.9900	3,156.84	6,530.60	-3,373.76	229.85	7.280
PEARSON SPONS ADR EACH REP 1 ORD GBP0.25 (PSO)	142 000	104.6300	14,857.46	11,581.47	3,275.99	427.42	2.880
PEPSICO INC (PEP)	91 000	29.1600	2,653.56	2,626.02	27.54	13.08	0.490
TELEKOMUNIKASI INDONESIA(PERSERO) ADR EA REP 100 SER B IDR250 (TLK)	38 000	73.7000	2,800.60	2,617.03	183.57	26.66	0.950
PETROCHINA CO ADS EACH REPR 100 H SHS HKD0.10LVJJI (PTR)	257 000	10.1100	2,598.27	1,484.48	1,113.79		
PETROLEO BRASILEIRO SA PETROBRAS ADS	634 000	32.4800	20,592.32	19,294.86	1,297.46	811.52	3.940
EACH REP 2 COM SH (PBR)	162 000	91.4900	14,821.38	14,408.13	413.25	673.92	4.550
PFIZER INC (PFE)	551 000	10.0090	5,514.95	4,424.34	1,090.61		
PHILIP MORRIS INTL INC COM(PM)	68 000	78.0300	5,306.04	4,492.48	813.56	178.16	3.350
PING AN INS GROUP CO CHINA LTD SPON ADR	16 000	180.0700	2,881.12	1,939.67	941.45		
REP H (PNGAY)	119 000	18.0900	2,152.71	4,159.74	-2,007.03	47.60	2.210
PINNACLE WEST CAP CP(PNW)	7 000	23.8172	166.72	140.16	26.56		
PIONEER NATURAL RESOURCES CO(PXD)	6 000	1,466.0600	8,796.36	8,529.15	267.21		
POTASH CORP OF SASKATCHEWAN COM NPV							
ISIN #CAT7355L1076 SEDOL #2696980 (POT)							
PRAIRIESKY RTY LTD COM (PREKF)							
ISIN #CAT797211086 SEDOL #BN320L4							
PRICELINE GROUP INC COM USD0.008 (PCLN)							



INVESTMENT REPORT
December 1, 2016 - December 31, 2016

Holdings

Stocks (continued)

Description	Quantity	Price Per Unit	Total Market Value	Total Cost Basis	Unrealized Gain/Loss	Est. Annual Income (EAI)	Est. Yield (EY)
Common Stock (continued)							
PRINCIPAL FINANCIAL GROUP(PFG)	71,000	57.8600	4,108.06	3,373.20	734.86	122.12	2.970
PROCTER AND GAMBLE CO COM(PG)	274,000	84.0800	23,037.92	21,966.41	1,071.51	733.77	3.190
PROSIEBENSAT1 MEDIA SE UNSP ADR EACH REPR 0.25 SHS EURO 00 (PBSFY)	402,000	9.6540	3,880.90	3,418.92	461.98		
PRUDENTIAL FINL INC(PRU)	51,000	104.0600	5,307.06	3,579.19	1,727.87	142.80	2.690
PRUDENTIAL ADR EACH REPR 2 ORD	138,000	39.7900	5,491.02	5,303.01	188.01	192.23	3.500
GBP0.05(PUK)				1,735.32	107.64	68.88	3.740
PUBLIC SERVICE ENTERPRISE GROUP INC (PEG)	42,000	43.8800	1,842.96				
PUBLICIS S A NEW SPONSORED ADR (PUBGY)	264,000	17.2850	4,563.24	5,024.63	-461.39	116.98	2.560
QBE INS GROUP LTD SPONSORED ADR (QBIEY)	316,000	8.9930	2,841.78	2,614.95	226.83		
QUALCOMM INC(OCOM)	138,000	65.2000	8,997.60	8,756.98	240.62	292.56	3.250
QUEST DIAGNOSTICS INC(DGX)	93,000	91.9000	8,546.70	7,195.08	1,351.62	167.40	1.950
RSA INSURANCE GROUP PLC ADR EA REPR 1	186,000	7.2410	1,346.82	1,586.53	-239.71		
ORD GBP1.00 (RSNAV)				2,553.98	-108.56		
RAKUTEN INC ADR EACH REPR 1 ORD JPY0.00 (RKUNY)	249,000	9.8210	2,445.42				
RANGE RESOURCES CORP(RRC)	58,000	34.3600	1,992.88	1,714.62	278.26		
RAYMOND JAMES FINANCIAL INC COM(RJF)	35,000	69.2700	2,424.45	1,526.47	897.98	30.30	1.270
RAYTHEON CO COM NEW(RTN)	34,000	142.0000	4,828.00	5,035.87	-207.87	99.62	2.060
RECKITT BENCKISER GROUP PLC SPONSORED ADR (RBGLY)	345,000	17.0170	5,870.86	5,068.88	801.98		
RED ELECTRICA COR-JUNSPON ADR(RDEIY)	709,000	9.4530	6,702.17	6,186.89	515.28		
REGENERON PHARMACEUTICALS(REGN)	11,000	367.0900	4,037.99	4,434.46	-396.47		
REGIONS FINL CORP(RIF)	310,000	14.3600	4,451.60	4,130.95	320.65	80.60	1.810
RELX PLC SPON ADS EACH REPR 1 ORD SHS	241,000	17.9700	4,330.77	3,264.59	1,066.18	137.75	3.180
GBP0.144 (RELX)				5,386.47	261.65	167.92	3.500
RELX NV ADR REP 1 SHS EURO 07(RENX)	337,000	16.7600	5,648.12				
REPSOL S A SPONSORED ADR(REPLY)	303,000	14.1550	4,288.96	3,140.96	1,148.00		
REYNOLDS AMERN INC(RAI)	55,000	56.0400	5,323.80	5,171.20	152.60	174.80	3.280

FIDELITY
FAMILY
OFFICE
SERVICES

INVESTMENT REPORT
December 1, 2016 - December 31, 2016

Holdings

Stocks (continued)

Description	Quantity	Price Per Unit	Total Market Value	Total Cost Basis	Unrealized Gain/Loss	Est Annual Income (EAI)	Est Yield (EY)
Common Stock (continued)							
RIO TINTO ADR EACH REP 1 ORD(RIO)	134 000	38 4600	5,153 64	6,384 00	-1,230 36	203.52	3 950
ROCHE HLDG LTD SPONSORED ADR (RHHBY)	588 000	28 6070	16,820 91	19,787 66	-2,966 75	598.48	3 560
ROCKWELL AUTOMATION INC(ROK)	17 000	134.4000	2,284 80	1,449 89	834 91	51 68	2 260
ROGERS COMMUNICATIONS INC CLASS B COM CAD1 62478 ISIN #CA7751092007 SEDOL #2169051 (RCJ)	131 000	38 5800	5,053 98	4,520 38	533 60		
ROLLS ROYCE HOLDINGS SPON ADR REPR 1 ORD	321 000	8 2540	2,649 53	2,715 59	-66 06		
SHS GBPO.20 (RYCEY)							
ROSS STORES INC COM(POST)	79 000	65 6000	5,182 40	4,437 92	744.48	42.66	0 820
ROYAL BANK OF CANADA COM NPV ISIN #CA7800871021 SEDOL #2754383 (RY)	116 000	67 7100	7,854 36	7,732 39	121 97		
ROYAL DUTCH SHELL PLC SPON ADR B (RDSB)	184 000	57 9700	10,666.48	9,811 47	855 01	691 84	6 490
ROYAL DUTCH SHELL ADR EA REP 2 CL A EURO 07 (RDSA)	216 000	54 3800	11,746 08	10,872 75	873 33	812.16	6 910
RYANAIR LTD ADR EACH REPR 5 ORD EURO.012	28 000	83 2600	2,331.28	2,322 99	8 29		
POST REV SP (RYAAY)							
S&P GLOBAL INC COM(SPGI)	38 000	107 5400	4,086 52	4,575 93	-489.41	54.72	1 340
SK TELECOM LTD SPONSORED ADR(SKM)	228 000	20 9000	4,765 20	4,825 59	-60 39	221 59	4 650
SMC CORP JAPAN SPONSORED ADR (SMCAY)	283 000	11 9630	3,385.52	4,026 55	-641 03		
SAFRAN S A SPON ADR(SAFRY)	255 000	18 0420	4,600 71	4,319 69	281 02		
SALESFORCE COM INC(CRM)	70 000	68 4600	4,792 20	3,954 96	837 24		
SANDVIK AB ADR-EACH REPR 1 ORD SEK6 (SDVKY)	328 000	12 4060	4,069 16	3,912 79	156 37		
SANLAM ADR EACH REPR 2 SHS(SLLDY)	297 000	9 1990	2,732 10	2,209 71	522 39		
SANOFI SPONSORED ADR(SNY)	240 000	40 4400	9,705 60	11,411 79	-1,706.19	399 19	4 110
SANTEN PHARMACEUTICAL CO ADR EACH REPR 1/2 ORD SH (SNPHY)	237 000	12 2610	2,905 85	3,180.20	-274 35		
SAP SE SPON ADR(SAP)	102 000	86 4300	8,815 86	8,590 23	225 63	133 13	1 510
SASOL SPON ADR EACH CNV INTO 1 ORD NPV (SSL)	98 000	28 5900	2,801.82	4,671 57	-1,869.75	102 97	3 680

FIDELITY
FAMILY
OFFICE
SERVICES

INVESTMENT REPORT
December 31, 2016 - December 31, 2016

Holdings

Stocks (continued)

Description	Quantity	Price Per Unit	Market Value	Total Cost Basis	Unrealized Gain/Loss	Est. Annual Income (EAI)	Est. Yield (EY)
Common Stock (continued)							
SBERBANK OF RUSSIA SPON ADR EACH REPR 4	444 000	11 5750	5,139.30	4,412.43	726.87	-	-
ORD SHS ISIN #US80585Y3080 SEDOL #B5SC091 (SBRCY)	30 000	151 7100	4,551.30	4,515.23	36.07	-	-
HENRY SCHEIN INC (HSIC)	142 000	83 9500	11,920.90	11,566.75	354.15	284.00	2.380
SCHLUMBERGER LIMITED COM USD0.01 (SLB)	365 000	13 9460	5,090.29	4,762.44	327.85	-	-
SCHNEIDER ELECTRIC SE ADR (SBGSY)	135 000	39 4700	5,328.45	5,287.80	40.65	37.80	0.710
SCHWAB CHARLES CORP NEW (SCHW)	293 000	18 3220	5,368.34	5,347.88	20.46	-	-
SECOM LTD ADR (SOMLY)	238 000	16 6800	3,969.84	3,802.86	166.98	-	-
SEKISUI HOUSE LTD SPONSORED ADR (SKHSY)	338 000	7 6200	2,575.56	2,333.39	242.17	-	-
SEMICONDUCTOR MANUFACTURING INTL CO ADR EACH REP 5 ORD USD0 004 (SMI)	29 000	100 6400	2,918.56	2,742.42	176.14	87.58	3 000
SEMPRA ENERGY (SRE)	31 000	74 3400	2,304.54	2,706.50	-401.96	-	-
SERVICENOW INC COM USD0.001 (NOW)	231 000	19 0900	4,409.79	4,556.34	-146.55	-	-
SEVEN & HOLDINGS CO LTD UNSP ADR EACH	193 000	20 0600	3,871.58	4,489.65	-618.07	-	-
REPR 0.5 ORD (SVNDY)	11 000	268 7400	2,956.14	2,796.51	159.63	36.96	1.250
SHAW COMMUNICATIONS INC CL B CONV ISIN #CA82028K2002 SEDOL #2801836 (SJR)	244 000	19 4350	4,742.14	4,536.59	205.55	-	-
SHERWIN WILLIAMS CO (SHW)	221 000	37 6400	8,318.44	8,352.91	-34.47	230.49	2.770
SHIN ETSU CHEM CO LTD ADR (SHECY)	34 000	170 3800	5,792.92	4,028.41	1,764.51	27.33	0.470
SHINHAN FINANCIAL GROUP CO LTD SPONS ADR EACH REP 2 ORD KRW5000 (SHG)	95 000	25 3660	2,409.77	1,914.20	495.57	-	-
SHIRE PLC SPONSORED ADR (SRPG)	261 000	12 5380	3,272.41	3,524.93	-252.52	-	-
SHISEIDO SPONSORED ADR (SSDOY)	78 000	123 1950	9,609.21	8,904.30	704.91	-	-
SHOPRITE HLDGS LTD SPONSORED ADR (SRGHY)	640 000	7 3000	4,672.00	4,814.35	-142.35	379.05	8 110
SIEMENS A G SPONSORED ADR (SIEGY)	110 000	25 2650	2,779.15	2,719.30	59.85	-	-
SILICONWARE PRECISION INDUSTRIES CO ADR EACH REP 5 ORD TWD10 (SPON) (SPIL)	-	-	-	-	-	-	-
SINGAPORE TELECOMMUNICATIONS LTD SPON ADR NEW06 (SGAPY)	-	-	-	-	-	-	-

Holdings

Stocks (continued)

Description	Quantity	Price Per Unit	Total Market Value	Total Cost Basis	Unrealized Gain/Loss	Est. Annual Income (EAI)	Est. Yield (EY)
Common Stock (continued)							
SINGAPORE EXCHANGE UNSP ADR EACH REPR	79 000	74 3410	5,872 93	5,953 10	-80 17	-	-
15 ORD (SPXCY)							
SMITH & NEPHEW ADR EACH REPR 2 ORD (SNN)	141 000	30 0800	4,241 28	3,511 95	729 33	88.27	2.080
SMUCKER J M CO COM NEW (SJM)	15 000	128 0600	1,920 90	1,535 85	385.05	45 00	2.340
SNAP ON INC(SNA)	29 000	171.2700	4,966 83	4,654 86	311 97	82.36	1.660
SOCIETE GENERALE FRANCE SPONSORED ADR (SCGLY)	540 000	9 8610	5,324 94	4,997 21	327 73	-	-
SODEXO SPONSORED ADR(SDXAY)	190 000	23 0860	4,376 84	3,726 07	650 77	-	-
SOFTBANK GROUP CORP UNSP ADR EACH REPR	244 000	33 2880	8,122 27	7,570 73	551.54	-	-
0.50 ORD (SFTBY)							
SONIC HEALTHCARE UNSP ADR EACH REPR	154 000	15 4960	2,386 38	2,493.51	-107.13	-	-
SH (SKHCY)							
SONY CORP SPON ADR EACH REPR 1 ORD (SNE)	161 000	28 0300	4,512 83	4,847 61	-334 78	28.65	0 630
(SOUHY)							
SOUTH32 LTD SPON ADR EA REPR 5 ORD	252 000	9 9000	2,494 80	2,660.25	-165 45	-	-
SPARK NEW ZEALAND(SPKEY)	203 000	11 8890	2,413 46	2,211.71	201 75	-	-
SPECTRA ENERGY CORP COM(SE)	108 000	41 0900	4,437 72	3,114 58	1,323.14	174 96	3.940
STANDARD BK GROUP LTD SPONSORED ADR (SGBLY)	298 000	11 0970	3,306 90	3,233 80	73 10	-	-
STANLEY BLACK & DECKER INC COM USD2 50 (SWIK)	48 000	114 6900	5,505 12	4,054.31	1,450 81	111 36	2 020
STARBUCKS CORP COM USD0.001(SBUX)	221 000	55 5200	12,269 92	9,564 64	2,705.28	221 00	1 800
STATE STR CORP COM (STT)	59 000	77 7200	4,585 48	3,611 88	973.60	89 68	1.960
STATOIL ASA SPONSORED ADR(STO)	163 000	18 2400	2,973 12	3,830.61	-857 49	143 51	4.830
STRYKER CORP (SYK)	67 000	119 8100	8,027 27	4,645 57	3,381 70	113 90	1.420
SUMITOMO CORP SPONSORED ADR (SSUMY)	333 000	11 7930	3,927 06	3,972 32	-45.26	-	-
SUMITOMO MITSUI FINL GROUP INC SPONSORED ADR (SMFG)	941 000	7 6400	7,189 24	7,253.65	-64 41	375 57	5.220

FIDELITY
FAMILY
OFFICE
SERVICES

INVESTMENT REPORT
December 31, 2016 - December 31, 2016

Holdings

Stocks (continued)

Description	Quantity	Price Per Unit	Total Market Value	Total Cost Basis	Unrealized Gain/Loss	Est. Annual Income (EAI)	Est. Yield (EY)
Common Stock (continued)							
SUMITOMO MITSUBI TRUST HOLDINGS INC SPON ADR EA REPR 0.1 ORD SHS (SUTNY)	702 000	3.5860	2,517.37	2,650.98	-133.61	-	-
SUN HUNG KAI PROPERTIES LTD SPND ADR EACH REPR 1 ORD HKD (SUHUY)	314 000	12.6400	3,968.96	4,122.92	-153.96	-	-
SUN LIFE FINANCIAL INC COM NPV ISIN #CA8667961053 SEDOL #2566124 (SLF)	131 000	38.4100	5,031.71	3,892.19	1,139.52	-	-
SUNCOR ENERGY COM NPV NEW ISIN #CA8672241079 SEDOL #B3NB1P2 (SU)	171 000	32.6900	5,589.99	5,767.97	-177.98	-	-
SUNCORP GROUP LIMITED SPON ADR EACH REPR 1 ORD (SNMCY)	163 000	9.7900	1,595.77	2,018.72	-422.95	-	-
SUNTRUST BANKS INC (STI)	52 000	54.8500	2,852.20	1,461.86	1,390.34	54.08	1.900
SVENSKA CELLULOSA AKTIEBOLAGET SCA SPONSORED ADR EXCH ISIN US8695874029 (SVCBY)	73 000	28.3230	2,067.57	1,884.95	182.62	-	-
SWATCH GROUP AG ADR (SWGAY)	178 000	15.5800	2,773.24	3,046.14	-272.90	-	-
SWEDBANK A B SPD ADR (SWDBY)	258 000	24.2500	6,256.50	6,678.18	-421.68	-	-
WIREF PACIFIC ADR EACH REP 1 A HKD0 60 (BNY) (SWRAY)	482 000	9.5510	4,603.58	4,859.28	-255.70	-	-
SYMANTEC CORP (SYMC)	107 000	23.8900	2,556.23	2,358.40	197.83	32.10	1.260
SYMRISE AG UNSP ADR EACH REPR 0.25 ORD (SYIEY)	254 000	15.2490	5,873.24	3,685.87	187.37	-	-
SYNGENTA AG ADR EACH REP 1/5TH CHF0.10	130 000	79.0500	10,276.50	10,154.26	122.24	298.31	2.900
LVL III (SYT)	133 000	36.2700	4,823.91	4,657.63	166.28	69.16	1.430
SYNCHRONY FINANCIAL COM USD0.001 (SYF)	84 000	55.3700	4,651.08	4,506.99	144.09	110.88	2.380
SYSCO CORP (SYY)	379 000	6.6250	2,510.87	2,463.87	47.00	-	-
T&D HOLDINGS INC UNSP ADR EACH REPR 0.5 ORD (TDHOY)	36 000	68.9330	2,481.58	2,479.17	2.41	-	-
TDK CORP AMERN DEP SH (TTDKY)	91 000	75.1300	6,836.83	6,962.16	-125.33	94.64	1.380
TJX COS INC NEW COM (TJX)	803 000	28.7500	23,086.25	14,891.35	8,194.90	754.37	3.270
TAIWAN SEMICONDUCTOR MFG LTD SPONSORED ADR (TSM)	217 000	20.7270	4,497.75	4,575.80	-78.05	-	-
TAKEDA PHARMACEUTICAL CO LTD SPONSORED ADR (TKPY)							

Holdings

Stocks (continued)

Description	Quantity	Price Per Unit	Total Market Value	Total Cost Basis	Unrealized Gain/Loss	Est. Annual Income (EAI)	Est. Yield (EY)
Common Stock (continued)							
TAL EDUCATION GROUP ADS EA REPR 2 CL A	31 000	70 1500	2,174 65	2,422 85	-248 20		
ORD SHS (TAL)							
TARGET CORP COM (TGT)	65 000	72 2300	4,694 95	4,980 39	-285 44	156 00	3 320
TATA MOTORS LIMITED ADR EA REP 5 ORD	151 000	34 3900	5,192 89	5,067 96	124 93		
INR2 (TTM)							
TATE & LYLE PLC SPONSORED ADR(TATYY)	101 000	34 9690	3,531 86	3,570 22	-38 36	195 40	5 530
TATNEFT PJSC ADS (REPR 6 ORD RUB0.1)	83 000	41 2200	3,421 26	3,015 87	405 39		
ISIN #US8766292051 SEDOL #BYY37Q7 (OAOFY)							
TECHTRONIC INDUSTRIES CO ADR	130 000	17 9280	2,330 64	2,492 25	-161 61		
EACH 1 CNV INTO 5 ORD HKD0.1 (TTNDY)							
TECK RESOURCES LIMITED CLASS B SUB	104 000	20 0300	2,083 12	2,155 42	-72 30		
VTG COM NPV ISIN #CA8787422044 SEDOL #2879327 (TECK)							
TEGNA INC COM (TGNA)	143 000	21 3900	3,058 77	3,416 36	-357 59	80 08	2 620
TELEFONICA SA ADR EA REPR 1 ORD NPV (TEF)	582 000	9 2000	5,354 40	4,879 29	475 11	417 96	7 810
TELSTRA CORP LTD SPON ADR FINAL (TLSYY)	148 000	18 4650	2,732 82	3,603 27	-870 45		
TENCENT HOLDINGS LIMITED UNSP ADR EACH REP 1 ORD (TCEHY)	680 000	24 4680	16,638 24	16,902 55	-264 31		
TESCO PLC SPONSORED ADR(TSCDY)	352 000	7 6680	2,699 13	2,655 02	44 11		
TEVA PHARMACEUTICAL INDUSTRIES ADR-EACH	115 000	36 2500	4,168 75	4,414 23	-245 48	156 40	3 750
CNV INTO 1 ORD ILS0.10 (TEVA)							
TEXAS INSTRUMENTS INC(TXN)	84 000	72 9700	6,129 48	4,730 30	1,399 18	168 00	2 740
THERMO FISHER SCIENTIFIC INC(TMO)	39 000	141 1000	5,502 90	5,604 84	-101 94	23 40	0 430
THOMSON REUTERS CORP COM	48 000	43 7800	2,101 44	1,797 24	304 20	65 28	3 110
ISIN #CA8849031056 SEDOL #2889371 (TRI)							
3M COMPANY (MMM)	84 000	178 5700	14,999 88	10,563 66	4,436 22	372 96	2 490
TIME WARNER INC COM USD0.01(TTWX)	89 000	96 5300	8,591 17	5,526 94	3,064 23	143 29	1 670
TOKYO MARINE HOLDINGS INC ADR(TKOMY)	106 000	41 1200	4,358 72	4,552 70	-193 98		
TOKYO ELECTRON LTD ADR(TOELY)	117 000	23 6740	2,769 85	2,659 76	110 09		
TORAY INDS INC ADR(TRIYY)	233 000	16 2250	3,780 42	3,899 05	-118 63		

FIDELITY
FAMILY
OFFICE
SERVICES

INVESTMENT REPORT
December 1, 2016 - December 31, 2016

Holdings

Stocks (continued)


Description	Quantity	Price Per Unit	Total Market Value	Total Cost Basis	Unrealized Gain/Loss	Est. Annual Income (EAI)	Est. Yield (EY)
Common Stock (continued)							
TORCHMARK CORP (TMK)	71,000	73.7600	5,236.96	5,043.27	193.69	39.76	0.760
TORONTO-DOMINION BANK COM NPV	261,000	49.3400	12,877.74	11,373.43	1,504.31		
ISIN #CA9911605092 SEDOL #2897222 (TD)							
TOSHIBA CORP ADR(TOSY)	124,000	14.5630	1,805.81	2,665.89	-860.08		
TOTAL S A SPONSORED ADR(TOT)	225,000	50.9700	11,468.25	10,477.85	990.40	609.72	5.320
TOYOTA MOTOR CORP SP ADR REP2COM (TM)	159,000	117.2000	18,634.80	18,215.04	419.76	602.07	3.230
TRANSCANADA CORPORATION COM NPV	108,000	45.1500	4,876.20	3,730.66	1,145.54		
ISIN #CA89353D1078 SEDOL #2665184 (TRP)							
TRANSNIGM GROUP INC COM(TDG)	10,000	248.9600	2,489.60	2,598.25	-108.65		
TRAVELERS COMPANIES INC COM STK NPV (TRV)	41,000	122.4200	5,019.22	4,643.82	375.40	109.88	2.190
TREND MICRO INC SPONS ADR NEW(TMICY)	65,000	35.6240	2,315.56	2,389.23	-73.67		
TURKIVE GARANTI BANKASI AS ADS EACH	1,017,000	2.1660	2,202.82	4,940.44	-2,737.62	48.44	2.200
1 REPR 1 ORD TRY1 LVL1 (TKGBY)							
TWENTY-FIRST CENTY FOX INC CL A(FOXA)	109,000	28.0400	3,056.36	3,103.55	-47.19	39.24	1.280
TWITTER INC COM USD0.000005 (TWTR)	111,000	16.3000	1,809.30	1,873.37	-64.07		
TYSON FOODS INC CL A(TSN)	75,000	61.6800	4,626.00	3,999.44	626.56	67.50	1.460
US BANCORP DEL COM NEW(USB)	241,000	51.3700	12,380.17	9,556.91	2,823.26	269.92	2.180
ULTA SALON COSMETCS & FRAG INC COM (ULTA)	10,000	254.9400	2,549.40	2,626.15	-76.75		
ULTRAPAR PARTICIPACOES SA	119,000	20.7400	2,468.06	2,451.02	17.04	55.01	2.230
SPON ADR (EACH REP ONE COM NPV) LVLIII (UGP)							
UNIBAIL-RODAMCO SE ADR REP JCE 08 (UNRDY)	193,000	23.9170	4,615.98	4,881.29	-265.31		
UNICHARM CORP SPON ADR EA REPR 1/5 ORD	595,000	4.3860	2,609.67	2,503.98	105.69		
JPY0.00 (UNICY)							
UNILEVER PLC SPON ADR NEW(UL)	140,000	40.7000	5,698.00	5,481.95	216.05	196.29	3.440
UNILEVER N V NY SHS NEW(UN)	199,000	41.0600	8,170.94	8,586.62	-415.68	279.02	3.410
UNION PACIFIC CORP(UNP)	86,000	103.6800	8,916.48	6,548.35	2,368.13	208.12	2.330
UNITED MICROELECTRONICS CORP SPON ADR NEW(UMC)	4,605,000	1.7500	8,058.75	8,527.20	-468.45	415.24	5.150

FIDELITY
FAMILY
OFFICE
SERVICES

INVESTMENT REPORT
December 1, 2016 - December 31, 2016

Holdings

Description	Quantity	Price Per Unit	Total Market Value	Total Cost Basis	Unrealized Gain/Loss	Est. Annual Income (EAI)	Est. Yield (EY)
Common Stock (continued)							
UNITED OVERSEAS BANK LTD SPRD ADR-EACH	149 000	28 2410	4,207.90	4,124.08	83.82	-	-
GNV INTO 2 ORD NPV (UOVEY)						156.00	2 720
UNITED PARCEL SVC INC CL B(UPS)	50 000	114.6400	5,732.00	4,399.74	1,332.26	293.04	2 410
UNITED TECHNOLOGIES CORP COM USD1 (UTX)	111 000	109.6200	12,167.82	11,926.02	241.80	-	-
UNITED HEALTH GROUP (UNH)	100 000	160.0400	16,004.00	10,016.86	5,987.14	250.00	1 560
UNIVERSAL HEALTH SVCS INC CL B(UHS)	32 000	106.3800	3,404.16	3,592.21	-188.05	12.80	0 380
UPM KYMENE CORP SPONSORED ADR (UPMKY)	169 000	24.6180	4,160.44	3,882.28	278.16	142.91	3 430
V F CORP (VFC)	71 000	53.3500	3,787.85	3,832.15	-44.30	119.28	3 150
VALE S.A. SPONS ADR REPR 1 COM NPV (VALE)	309 000	7.6200	2,354.58	2,600.46	-245.88	15.12	0 640
VALERO ENERGY CORP (VLO)	70 000	68.3200	4,782.40	4,538.35	244.05	168.00	3 510
VALEO ADR-EACH REPR 0.5 ORD EUR3 (VLEEY)	93 000	28.8000	2,678.40	2,618.09	60.31	-	-
VEDANTA LIMITED ADS EACH REPR 4 ORD SHS	191 000	12.4200	2,372.22	2,443.20	-70.98	19.74	0 830
SPONS (VEDL)							
VEOLIA ENVIRONNEMENT SPONSORED ADR (VEOEY)	141 000	17.0610	2,405.60	3,387.01	-981.41	-	-
VERIZON COMMUNICATIONS (VZ)	389 000	53.3800	20,764.82	19,547.42	1,217.40	898.59	4 330
VERTEX PHARMACEUTICALS INC(VRTX)	51 000	73.6700	3,757.17	4,625.16	-867.99	-	-
VESTAS WIND SYSTEMS ADR EACH REPR 0.33333 SHS (VWDRY)	128 000	21.7040	2,778.11	2,789.12	-11.01	-	-
VINCI ADR EACH REPR 0.25 ORD EUR2.5 (VGISY)	293 000	17.0610	4,998.87	4,606.98	391.89	-	-
VIPSHOP HLDGS LTD SPON ADR EA REPR 0.2	171 000	11.0100	1,882.71	1,957.12	-74.41	-	-
ORD SHS USD0 0001 (VIPS)						132.00	0 850
VISA INC COM CL A(V)	200 000	76.0200	15,604.00	10,353.77	5,250.23	-	-
VIVENDI SA ADR(VIVHY)	223 000	19.0440	4,246.81	4,210.97	35.84	-	-
VODAFONE GROUP SPON ADR REP 10 ORD SHS	237 000	24.4300	5,789.91	9,930.52	-4,140.61	362.03	6 250
POST REV SPLIT (VOD)						-	-



INVESTMENT REPORT
December 1, 2016 - December 31, 2016

Holdings

Stocks (continued)

Description	Quantity	Price Per Unit	Total Market Value	Total Cost Basis	Unrealized Gain/Loss	Est. Annual Income (EAI)	Est. Yield (EY)
Common Stock (continued)							
VOLKSWAGEN AG ADR EACH REP 1/5 NON.V	112,000	28.1300	3,150.56	2,917.15	233.41	-	-
PRF NPV(MGT) (VLKPY)							
VULCAN MATERIALS CO (VMC)	21,000	125.1500	2,628.15	2,730.81	-102.66	16.80	0.640
WMI MORRISON SUPERMARKETS PLC ADR (MRWSY)	332,000	14.2530	4,731.99	6,624.86	-1,892.87	-	-
WPP PLC NEW ADR(WPPGY)	42,000	110.6600	4,647.72	4,447.35	200.37	190.52	4.100
WEC ENERGY GROUP INC COM(WEC)	104,000	58.6500	6,099.60	5,759.15	340.45	216.32	3.550
WAL-MART STORES INC COM(WMT)	161,000	68.1200	11,128.32	11,512.56	-384.24	322.00	2.890
WALGREENS BOOTS ALLIANCE INC COM (WBA)	100,000	82.7600	8,276.00	8,412.95	-136.95	150.00	1.810
WASTE MANAGEMENT INC(WM)	38,000	70.9100	2,694.58	1,490.71	1,203.87	62.32	2.310
WELLS FARGO & COMPANY COM USD1.666 (WFC)	572,000	55.1100	31,522.92	23,959.13	7,563.79	869.44	2.760
WEST JAPAN RAILWAY CO ADR(WJRY)	64,000	61.5000	3,936.00	3,806.67	129.33	-	-
WESTERN DIGITAL CORP DEL(WDC)	44,000	57.9500	2,989.80	2,693.71	296.09	88.00	2.940
WESTFIELD CORP SP ADR STAPSEC (WFGPY)	385,000	13.5840	5,229.84	5,249.73	-19.89	-	-
WESTPAC BANKING CORPORATION ADR/EACH REP 1 ORD NPV) (WBK)	364,000	23.4800	8,546.72	10,393.08	-1,846.36	501.91	5.870
WESTROCK CO COM (WRK)	35,000	50.7700	1,776.95	1,413.24	363.71	55.00	3.150
WHARF HLDGS LTD ADR(WARFY)	267,000	13.2980	3,550.56	3,800.69	-250.13	-	-
WHIRLPOOL CORP(WHR)	24,000	181.7700	4,362.48	4,185.88	176.60	96.00	2.200
WHOLE FOODS MKT INC(WFM)	41,000	30.7600	1,261.16	2,100.18	-839.02	22.96	1.820
WILLIAMS COS INC(WMB)	93,000	31.1400	2,896.02	3,573.79	-677.77	74.40	2.570
WIPRO SPON ADR EACH REP 1 ORD SHS INR2 (WIT)	769,000	9.6800	7,443.92	7,236.55	207.37	23.03	0.310
WOLTERS KLUWER N V SPONSORED ADR (WTKWY)	107,000	36.3050	3,884.63	3,629.11	255.52	-	-
WOODSIDE PETE LTD SPONSORED ADR (WOPEY)	121,000	22.5630	2,730.12	2,759.49	-29.37	-	-
WOOLWORTHS HLDGS LTD SPON GDR NEW (WLVHY)	1,139,000	5.1930	5,914.82	6,725.60	-810.78	-	-
WOORI BANK ADR EACH REPR 3 ORD KRW0.00 (WF)	230,000	32.0000	7,360.00	7,168.68	191.32	-	-

FIDELITY
FAMILY
OFFICE
SERVICES

INVESTMENT REPORT
December 1, 2016 - December 31, 2016

Holdings

Stocks (continued)

Description	Quantity	Price Per Unit	Total Market Value	Total Cost Basis	Unrealized Gain/Loss	Est. Annual Income (EAI)	Est. Yield (EY)
Common Stock (continued)							
WYNN MACAU LTD UNSP ADR EA REPR 10	123 000	15.9160	1,957.66	1,894.47	63.19	-	-
ORD SHS (WYNMY)							
WYNN RESORTS LTD (WYNN)	21 000	86.5100	1,816.71	3,514.45	-1,697.74	42.00	2.310
XCEL ENERGY INC COM (XEL)	167 000	40.7000	6,796.90	6,370.63	426.27	227.12	3.340
XEROX CORP (XRX)	268 000	8.7300	2,339.64	2,670.40	-330.76	83.08	3.550
YAHOO INC (YHOO)	118 000	38.6700	4,563.06	3,537.30	1,025.76	-	-
YARA INTERNATIONAL ASA SPONS ADR EACH	127 000	39.5000	5,016.50	5,602.30	-585.80	-	-
REPR 1 ORD NOK1 7 (YARIY)							
YUM BRANDS INC (YUM)	95 000	63.3300	6,016.35	4,861.54	1,154.81	114.00	1.890
YUM CHINA HLDGS INC COM (YUMC)	95 000	26.1200	2,481.40	2,097.93	383.47	-	-
ZOETIS INC COM USD0.01 CL A (ZTS)	87 000	53.5300	4,657.11	4,373.61	283.50	36.54	0.780
ZURICH INSURANCE GROUP AG SPON ADR 10	186 000	27.5890	5,131.55	4,100.51	1,031.04	329.55	6.420
REP 1 ORD SH (ZURVY)							
Total Common Stock (96% of account holdings)			\$4,084,320.54	\$3,800,238.49	\$284,082.05	\$73,134.46	
Preferred Stock							
BANCO BRADESCO SA SP ADR PFD NEW ISIN # US0594603039 SEDOL # B00F5SK0 (BBD)	332 000	\$8.7100	\$2,891.72	\$2,953.61	-\$61.89	\$172.33	5.960%
VALE S A ADR REPSTG PFD (VALEP)	358 000	6.8900	2,466.62	2,692.95	-226.33	17.51	0.710
Total Preferred Stock (0% of account holdings)			\$5,358.34	\$5,646.56	-\$288.22	\$189.84	
Total Stocks (97% of account holdings)			Ⓐ \$4,089,678.88	\$3,805,885.05	\$283,793.83	\$73,324.30	

Other

Description	Quantity	Price Per Unit	Total Market Value	Total Cost Basis	Unrealized Gain/Loss	Est. Annual Income (EAI)	Est. Yield (EY)
ALEXANDRIA REAL ESTATE EQUITIES INC (ARE)	34 000	\$111.1300	\$3,778.42	\$3,769.03	\$9.39	\$112.88	2.990%
AMERICAN TOWER CORPORATION (AMT)	48 000	105.6800	5,072.64	5,133.39	-60.75	111.36	2.200

FIDELITY
FAMILY
OFFICE
SERVICES

INVESTMENT REPORT
December 1, 2016 - December 31, 2016

Holdings

Other (continued)

Description	Quantity	Price Per Unit	Total Market Value Accrued Interest (AI)	Total Cost Basis	Unrealized Gain/Loss	Est. Annual Income (EAI)	Est. Yield (EY)
APARTMENT INVT & MGMT CO (AIV)	85 000	45 4500	3,863 25	3,314.93	548.32	112.20	2 900
AVALONBAY CMNTYS INC COM (AVB)	26 000	177 1500	4,605 90	4,179 39	426 51	140 40	3 050
BOSTON PROPERTIES INC COM (BXP)	34 000	125 7800	4,276 52	4,170 57	105 95	102 00	2 390
BRIXMOR PPTY GROUP INC COM (BRX)	153 000	24 4200	3,736 26	3,738 09	-1 83	159 12	4 260
CROWN CASTLE INTL CORP NEW COM ISIN #US2822V1017 SEDOL #BTGQCX1 (CCI)	53 000	86 7700	4,598 81	4,468 43	130 38	201 40	4 380
DIGITAL RLTY TR INC COM (DLR)	54 000	98 2600	5,306 04	4,309 37	996 67	190 08	3 580
DUKE REALTY CORP COM NEW (DRE)	204 000	26 5600	5,418 24	5,052 87	365 37	155 04	2 860
EQUINIX INC COM PAR \$0.001 (EQIX)	12 000	357 4100	4,288 92	4,066 47	222 45	84 00	1 950
EQUITY RESIDENTIAL (EQR)	71 000	64 3600	4,569 56	4,211 86	357 70	143 07	3 130
ESSEX PPTY TR INC (ESS)	12 000	232 5000	2,790 00	2,547 15	242 85	76 80	2 750
FEDERAL REALTY INVST TR SH BEN INT NEW (FRT)	56 000	142 1100	7,958 16	5,782 11	2,176 05	219 52	2 760
HCP INC COM (HCP)	90 000	29 7200	2,674 80	3,388 82	-714 02	133 20	4 990
HOST HOTELS & RESORTS INC COM (HST)	85 000	18 8400	1,601 40	1,505 65	95 75	68 00	4 250
PROLOGIS INC COM (PLD)	89 000	52 7900	4,698 31	4,432 14	266 17	149 52	3 180
PUBLIC STORAGE COM (PSA)	23 000	223 5000	5,140 50	4,970 69	169 81	184 00	3 580
QUALITY CARE PPTYS INC COM (QCP)	37 000	15 5000	573 50	551 30	22 20		
REALTY INCOME CORP (MARYLAND) (O)	33 000	57 4800	1,896 84	1,531 84	365 00	80 19	4 230
REGENCY CTRS CORP (REG)	32 000	68 9500	2,206 40	1,718 67	487 73	64 00	2 900

INVESTMENT REPORT
December 1, 2016 - December 31, 2016

Holdings

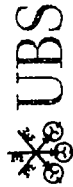
Other (continued)

Description	Quantity	Price Per Unit	Total Market Value	Total Cost Basis	Unrealized Gain/Loss	Est. Annual Income (EAI)	Est. Yield (EY)
SIMON PPTY GRP INC (SPG)	40 000	177.6700	7,106.80	7,238.35	-131.55	264.00	3.710
VENTAS INC (VTR)	49 000	62.5200	3,063.48	2,945.50	117.98	151.90	4.960
WELLTOWER INC COM (HCN)	100 000	66.9300	6,693.00	6,332.73	360.27	344.00	5.140
WEYERHAEUSER CO COM (WY)	90 000	30.0900	2,708.10	2,826.14	-118.04	111.60	4.120

Total Other (2% of account holdings)

Ⓐ \$98,625.85 \$92,185.49 \$6,440.36 \$3,358.28

Sum of Ⓐ = \$4,188,305 = Total Equities



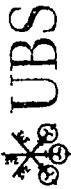
Your assets

Equities

Long options

Holding	Trade date	Number of contracts	Purchase price per contract (\$)	Cost basis (\$)	Price per contract on Dec 30 (\$)	Contract premium (\$)	Value on Dec 30 (\$)	Unrealized gain or loss (\$)	Holding period
CALL CBOE S&P 500 INDEX DUE 01/20/17 2275 000 Expires Jan 17 Symbol SPX	Dec 06 16	16 000	5 600	8,960 00	820 000	8,200	13,120 00	4,160 00	4
CALL CBOE S&P 500 INDEX DUE 01/20/17 2270 000 Expires Jan 17 Symbol SPX	Dec 13, 16	16 000	35 000	56,000 00	1,005 000	10 050	16,080 00	-39,920 00	4
CALL CBOE S&P 500 INDEX DUE 01/31/17 2320 000 Expires Jan 17 Symbol SPXW	Dec 22, 16	32 000	7 100	22,720 00	325 000	3 250	10,400 00	-12,320 00	4
PUT CBOE S&P 500 INDEX DUE 01/31/17 2035 000 Expires Jan 17 Symbol SPXW	Dec 22, 16	32 000	2 450	7,840 00	285 000	2 850	9,120 00	1,280 00	4
CALL CBOE S&P 500 INDEX DUE 02/10/17 2325 000 Expires Feb 17 Symbol SPXW	Dec 22, 16	32 000	9 000	28,800 00	470 000	4 700	15,040 00	-13,760 00	4

continued next page



Portfolio Management Program
December 2016

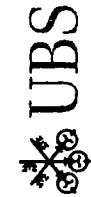
Account name:

JNMAAT FOUNDATION

EIN#: 45-3814655

Your assets • Equities • Long options (continued)

Holding	Trade date	Number of contracts	Purchase price per contract (\$)	Cost basis (\$)	Price per contract on Dec 30 (\$)	Contract premium (\$)	Value on Dec 30 (\$)	Unrealized gain or loss (\$)	Holding period
PUT CBOE S&P 500 INDEX									
DUE 02/10/17 2025 000									
Expires Feb 17									
Symbol SPXW	Dec 22, 16	32,000	3,500	11,200.00	455,000	4,550	14,560.00	3,360.00	4
Total				\$135,520.00			(A) \$78,320.00	-\$57,200.00	



Portfolio Management Program
December 2016

Account name:

INMAAT FOUNDATION

Short account

Short account portfolio

Equities

Holding	Trade date	Number of Shares	Sale price	Sales proceeds	Price per share on Dec 30 (\$)	Value on Dec 30 (\$)	Unrealized gain or loss (\$)	Holding period
CALL CBOE S&P 500 INDEX								
DUE 01/20/17 2235 000	Dec 6, 16	-16 000	16 500	-26,400 00	2,765 000	-44,240 00	-17,840 00	4
CALL CBOE S&P 500 INDEX								
DUE 01/20/17 2290 000	Dec 13, 16	-16 000	24 500	-39,200 00	460 000	-7,360 00	31,840 00	4
CALL CBOE S&P 500 INDEX								
DUE 02/10/17 2280 000	Dec 22, 16	-32 000	25 000	-80,000 00	1,585 000	-50,720 00	29,280 00	4
CALL CBOE S&P 500 INDEX								
DUE 01/31/17 2280 000	Dec 22, 16	-32 000	19 700	-63,040 00	1,165 000	-37,280 00	25,760 00	4
PUT CBOE S&P 500 INDEX								
DUE 02/10/17 2145 000	Dec 22, 16	-32 000	10 200	-32,640 00	1,395 000	-44,640 00	-12,000 00	4
PUT CBOE S&P 500 INDEX								
DUE 01/31/17 2165 000	Dec 28, 16	-32 000	8 050	-25,760 00	1,195 000	-38,240 00	-12,480 00	4
Total				-\$267,040.00		Ⓐ -\$222,480.00	\$44,560.00	

Sum of Ⓐ = (\$144,160) = Total Common Stock