









See a Social Security Number? Say Something!
Report Privacy Problems to <https://public.resource.org/privacy>
Or call the IRS Identity Theft Hotline at 1-800-908-4490



For calendar year 2016, or tax year beginning 01-01-2016, and ending 12-31-2016

Name of foundation ALEXANDER CHARITABLE FOUNDATIONINC		A Employer identification number 39-6045140	
Number and street (or P O box number if mail is not delivered to street address) PO BOX 9		Room/suite	
City or town, state or province, country, and ZIP or foreign postal code PORT EDWARDS, WI 54469		B Telephone number (see instructions) (715) 887-2455	
G Check all that apply <div><input type="checkbox"/> Initial return</div> <div><input type="checkbox"/> Initial return of a former public charity</div> <div><input type="checkbox"/> Final return</div> <div><input type="checkbox"/> Amended return</div> <div><input type="checkbox"/> Address change</div> <div><input type="checkbox"/> Name change</div>		D 1. Foreign organizations, check here 2. Foreign organizations meeting the 85% test, check here and attach computation	
H Check type of organization <input checked="" type="checkbox"/> Section 501(c)(3) exempt private foundation <input type="checkbox"/> Section 4947(a)(1) nonexempt charitable trust <input type="checkbox"/> Other taxable private foundation		E If private foundation status was terminated under section 507(b)(1)(A), check here	
I Fair market value of all assets at end of year (from Part II, col (c), line 16) \$ 18,053,357		F If the foundation is in a 60-month termination under section 507(b)(1)(B), check here	
J Accounting method <input checked="" type="checkbox"/> Cash <input type="checkbox"/> Accrual <input type="checkbox"/> Other (specify) (Part I, column (d) must be on cash basis)			

Part I Analysis of Revenue and Expenses (The total of amounts in columns (b), (c), and (d) may not necessarily equal the amounts in column (a) (see instructions))		(a) Revenue and expenses per books	(b) Net investment income	(c) Adjusted net income	(d) Disbursements for charitable purposes (cash basis only)
Revenue	1 Contributions, gifts, grants, etc , received (attach schedule)	450			
	2 Check <input checked="" type="checkbox"/> if the foundation is not required to attach Sch B				
	3 Interest on savings and temporary cash investments	38	38		
	4 Dividends and interest from securities	550,846	550,846		
	5a Gross rents				
	b Net rental income or (loss)				
	6a Net gain or (loss) from sale of assets not on line 10	-13,988			
	b Gross sales price for all assets on line 6a	15,010,151			
	7 Capital gain net income (from Part IV, line 2)				
	8 Net short-term capital gain				
	9 Income modifications				
	10a Gross sales less returns and allowances				
Operating and Administrative Expenses	b Less Cost of goods sold				
	c Gross profit or (loss) (attach schedule)				
	11 Other income (attach schedule)	 4,137	394		
	12 Total. Add lines 1 through 11	541,483	551,278		
	13 Compensation of officers, directors, trustees, etc	2,360			2,360
	14 Other employee salaries and wages				
	15 Pension plans, employee benefits				
	16a Legal fees (attach schedule)				
	b Accounting fees (attach schedule)	 17,810	5,937		11,873
	c Other professional fees (attach schedule)	 139,471	139,471		
	17 Interest	22	22		
	18 Taxes (attach schedule) (see instructions)	 3,040	3,040		
	19 Depreciation (attach schedule) and depletion	 11,522			
	20 Occupancy	29,196			29,196
	21 Travel, conferences, and meetings	1,431			
	22 Printing and publications				
	23 Other expenses (attach schedule)	 36,381			36,381
	24 Total operating and administrative expenses. Add lines 13 through 23	241,233	148,470		79,810
	25 Contributions, gifts, grants paid	789,000			789,000
	26 Total expenses and disbursements. Add lines 24 and 25	1,030,233	148,470		868,810
	27 Subtract line 26 from line 12				
	a Excess of revenue over expenses and disbursements	-488,750			
	b Net investment income (if negative, enter -0-)		402,808		
	c Adjusted net income(if negative, enter -0-)				

Part II Balance Sheets		Attached schedules and amounts in the description column should be for end-of-year amounts only (See instructions.)		
		Beginning of year	End of year	
		(a) Book Value	(b) Book Value	(c) Fair Market Value
Assets	1 Cash—non-interest-bearing	46,011	23,113	23,113
	2 Savings and temporary cash investments	518,655	704,083	704,083
	3 Accounts receivable ▶ _____ Less allowance for doubtful accounts ▶ _____			
	4 Pledges receivable ▶ _____ Less allowance for doubtful accounts ▶ _____			
	5 Grants receivable			
	6 Receivables due from officers, directors, trustees, and other disqualified persons (attach schedule) (see instructions)			
	7 Other notes and loans receivable (attach schedule) ▶ _____ Less allowance for doubtful accounts ▶ _____			
	8 Inventories for sale or use			
	9 Prepaid expenses and deferred charges			
	10a Investments—U S and state government obligations (attach schedule)			
	b Investments—corporate stock (attach schedule)	8,144,448	10,889,736	11,454,594
	c Investments—corporate bonds (attach schedule)	4,425,571	3,674,621	3,620,847
	11 Investments—land, buildings, and equipment basis ▶ _____ Less accumulated depreciation (attach schedule) ▶ _____			
	12 Investments—mortgage loans			
	13 Investments—other (attach schedule)	4,540,355	1,918,615	1,900,720
	14 Land, buildings, and equipment basis ▶ 503,574 Less accumulated depreciation (attach schedule) ▶ 294,341	220,754	209,233	350,000
15 Other assets (describe ▶ _____)				
16 Total assets (to be completed by all filers—see the instructions Also, see page 1, item I)	17,895,794	17,419,401	18,053,357	
Liabilities	17 Accounts payable and accrued expenses			
	18 Grants payable			
	19 Deferred revenue			
	20 Loans from officers, directors, trustees, and other disqualified persons			
	21 Mortgages and other notes payable (attach schedule)			
	22 Other liabilities (describe ▶ _____)			
	23 Total liabilities (add lines 17 through 22)		0	
Net Assets or Fund Balances	Foundations that follow SFAS 117, check here ▶ <input type="checkbox"/> and complete lines 24 through 26 and lines 30 and 31.			
	24 Unrestricted			
	25 Temporarily restricted			
	26 Permanently restricted			
	Foundations that do not follow SFAS 117, check here ▶ <input checked="" type="checkbox"/> and complete lines 27 through 31.			
	27 Capital stock, trust principal, or current funds			
	28 Paid-in or capital surplus, or land, bldg , and equipment fund	1,199,497	1,199,497	
	29 Retained earnings, accumulated income, endowment, or other funds	16,696,297	16,219,904	
30 Total net assets or fund balances (see instructions)	17,895,794	17,419,401		
31 Total liabilities and net assets/fund balances (see instructions) .	17,895,794	17,419,401		

Part III Analysis of Changes in Net Assets or Fund Balances

1 Total net assets or fund balances at beginning of year—Part II, column (a), line 30 (must agree with end-of-year figure reported on prior year's return)	1	17,895,794
2 Enter amount from Part I, line 27a	2	-488,750
3 Other increases not included in line 2 (itemize) ▶ _____	3	12,640
4 Add lines 1, 2, and 3	4	17,419,684
5 Decreases not included in line 2 (itemize) ▶ _____	5	283
6 Total net assets or fund balances at end of year (line 4 minus line 5)—Part II, column (b), line 30 .	6	17,419,401

Part IV Capital Gains and Losses for Tax on Investment Income

(a) List and describe the kind(s) of property sold (e g , real estate, 2-story brick warehouse, or common stock, 200 shs MLC Co)	(b) How acquired P—Purchase D—Donation	(c) Date acquired (mo , day, yr)	(d) Date sold (mo , day, yr)
1a See Additional Data Table			
b			
c			
d			
e			

(e) Gross sales price	(f) Depreciation allowed (or allowable)	(g) Cost or other basis plus expense of sale	(h) Gain or (loss) (e) plus (f) minus (g)
a See Additional Data Table			
b			
c			
d			
e			

Complete only for assets showing gain in column (h) and owned by the foundation on 12/31/69			(l) Gains (Col (h) gain minus col (k), but not less than -0-) or Losses (from col (h))
(i) F M V as of 12/31/69	(j) Adjusted basis as of 12/31/69	(k) Excess of col (i) over col (j), if any	
a See Additional Data Table			
b			
c			
d			
e			

2 Capital gain net income or (net capital loss) { If gain, also enter in Part I, line 7 If (loss), enter -0- in Part I, line 7 }	2	-13,988
3 Net short-term capital gain or (loss) as defined in sections 1222(5) and (6) If gain, also enter in Part I, line 8, column (c) (see instructions) If (loss), enter -0- in Part I, line 8 { }	3	44,372

Part V Qualification Under Section 4940(e) for Reduced Tax on Net Investment Income

(For optional use by domestic private foundations subject to the section 4940(a) tax on net investment income)

If section 4940(d)(2) applies, leave this part blank

Was the foundation liable for the section 4942 tax on the distributable amount of any year in the base period? ☐ Yes ☒ No

If "Yes," the foundation does not qualify under section 4940(e) Do not complete this part

1 Enter the appropriate amount in each column for each year, see instructions before making any entries

(a) Base period years Calendar year (or tax year beginning in)	(b) Adjusted qualifying distributions	(c) Net value of noncharitable-use assets	(d) Distribution ratio (col (b) divided by col (c))
2015	591,488	17,960,699	0.032932
2014	675,953	18,781,516	0.035990
2013	666,888	17,908,689	0.037238
2012	673,828	17,467,992	0.038575
2011	657,169	16,944,701	0.038783
2 Total of line 1, column (d)			2 0.183518
3 Average distribution ratio for the 5-year base period—divide the total on line 2 by 5, or by the number of years the foundation has been in existence if less than 5 years			3 0.036704
4 Enter the net value of noncharitable-use assets for 2016 from Part X, line 5			4 17,334,104
5 Multiply line 4 by line 3			5 636,231
6 Enter 1% of net investment income (1% of Part I, line 27b)			6 4,028
7 Add lines 5 and 6			7 640,259
8 Enter qualifying distributions from Part XII, line 4			8 868,810

If line 8 is equal to or greater than line 7, check the box in Part VI, line 1b, and complete that part using a 1% tax rate See the Part VI instructions

Part VI Excise Tax Based on Investment Income (Section 4940(a), 4940(b), 4940(e), or 4948—see instructions)

1a	Exempt operating foundations described in section 4940(d)(2), check here <input type="checkbox"/> and enter "N/A" on line 1 Date of ruling or determination letter _____ (attach copy of letter if necessary—see instructions)		
b	Domestic foundations that meet the section 4940(e) requirements in Part V, check here <input checked="" type="checkbox"/> and enter 1% of Part I, line 27b	1	4,028
c	All other domestic foundations enter 2% of line 27b. Exempt foreign organizations enter 4% of Part I, line 12, col (b)		
2	Tax under section 511 (domestic section 4947(a)(1) trusts and taxable foundations only. Others enter -0-)	2	
3	Add lines 1 and 2.	3	4,028
4	Subtitle A (income) tax (domestic section 4947(a)(1) trusts and taxable foundations only. Others enter -0-)	4	
5	Tax based on investment income. Subtract line 4 from line 3. If zero or less, enter -0-	5	4,028
6	Credits/Payments		
a	2016 estimated tax payments and 2015 overpayment credited to 2016	6a	7,200
b	Exempt foreign organizations—tax withheld at source	6b	
c	Tax paid with application for extension of time to file (Form 8868)	6c	
d	Backup withholding erroneously withheld	6d	
7	Total credits and payments. Add lines 6a through 6d.	7	7,200
8	Enter any penalty for underpayment of estimated tax. Check here <input checked="" type="checkbox"/> if Form 2220 is attached	8	
9	Tax due. If the total of lines 5 and 8 is more than line 7, enter amount owed ▶	9	
10	Overpayment. If line 7 is more than the total of lines 5 and 8, enter the amount overpaid . . . ▶	10	3,172
11	Enter the amount of line 10 to be Credited to 2017 estimated tax ▶ 3,172 Refunded ▶	11	

Part VII-A Statements Regarding Activities

	Yes	No
1a During the tax year, did the foundation attempt to influence any national, state, or local legislation or did it participate or intervene in any political campaign?	1a	No
b Did it spend more than \$100 during the year (either directly or indirectly) for political purposes (see Instructions for definition)? <i>If the answer is "Yes" to 1a or 1b, attach a detailed description of the activities and copies of any materials published or distributed by the foundation in connection with the activities</i>	1b	No
c Did the foundation file Form 1120-POL for this year?	1c	No
d Enter the amount (if any) of tax on political expenditures (section 4955) imposed during the year (1) On the foundation ▶ \$ _____ (2) On foundation managers ▶ \$ _____		
e Enter the reimbursement (if any) paid by the foundation during the year for political expenditure tax imposed on foundation managers ▶ \$ _____		
2 Has the foundation engaged in any activities that have not previously been reported to the IRS? <i>If "Yes," attach a detailed description of the activities</i>	2	No
3 Has the foundation made any changes, not previously reported to the IRS, in its governing instrument, articles of incorporation, or bylaws, or other similar instruments? <i>If "Yes," attach a conformed copy of the changes</i>	3	No
4a Did the foundation have unrelated business gross income of \$1,000 or more during the year?	4a	No
b If "Yes," has it filed a tax return on Form 990-T for this year?	4b	
5 Was there a liquidation, termination, dissolution, or substantial contraction during the year? <i>If "Yes," attach the statement required by General Instruction T</i>	5	No
6 Are the requirements of section 508(e) (relating to sections 4941 through 4945) satisfied either • By language in the governing instrument, or • By state legislation that effectively amends the governing instrument so that no mandatory directions that conflict with the state law remain in the governing instrument?	6	Yes
7 Did the foundation have at least \$5,000 in assets at any time during the year? <i>If "Yes," complete Part II, col (c), and Part XV</i>	7	Yes
8a Enter the states to which the foundation reports or with which it is registered (see instructions) ▶ WI _____		
b If the answer is "Yes" to line 7, has the foundation furnished a copy of Form 990-PF to the Attorney General (or designate) of each state as required by General Instruction G? <i>If "No," attach explanation</i> .	8b	Yes
9 Is the foundation claiming status as a private operating foundation within the meaning of section 4942(j)(3) or 4942(j)(5) for calendar year 2016 or the taxable year beginning in 2016 (see instructions for Part XIV)? <i>If "Yes," complete Part XIV</i>	9	No
10 Did any persons become substantial contributors during the tax year? <i>If "Yes," attach a schedule listing their names and addresses</i>	10	No

Part VII-A Statements Regarding Activities (continued)

11	At any time during the year, did the foundation, directly or indirectly, own a controlled entity within the meaning of section 512(b)(13)? If "Yes," attach schedule (see instructions).	11		No
12	Did the foundation make a distribution to a donor advised fund over which the foundation or a disqualified person had advisory privileges? If "Yes," attach statement (see instructions)	12		No
13	Did the foundation comply with the public inspection requirements for its annual returns and exemption application? Website address ► N/A	13	Yes	
14	The books are in care of ► WOLOSEK & WOLOSEKPASSC Telephone no ► (715) 424-4600			

Located at **►** 1910 7TH ST SO WISCONSIN RAPIDS WI ZIP+4 **►** 54494

15	Section 4947(a)(1) nonexempt charitable trusts filing Form 990-PF in lieu of Form 1041 —Check here <input type="checkbox"/> and enter the amount of tax-exempt interest received or accrued during the year ► 15			
16	At any time during calendar year 2016, did the foundation have an interest in or a signature or other authority over a bank, securities, or other financial account in a foreign country? See instructions for exceptions and filing requirements for FinCEN Form 114, Report of Foreign Bank and Financial Accounts (FBAR) If "Yes," enter the name of the foreign country ► CJ	16	Yes	No

Part VII-B Statements Regarding Activities for Which Form 4720 May Be Required

File Form 4720 if any item is checked in the "Yes" column, unless an exception applies.

1a	During the year did the foundation (either directly or indirectly)		Yes	No
	(1) Engage in the sale or exchange, or leasing of property with a disqualified person? <input type="checkbox"/> Yes <input checked="" type="checkbox"/> No			
	(2) Borrow money from, lend money to, or otherwise extend credit to (or accept it from) a disqualified person? <input type="checkbox"/> Yes <input checked="" type="checkbox"/> No			
	(3) Furnish goods, services, or facilities to (or accept them from) a disqualified person? <input type="checkbox"/> Yes <input checked="" type="checkbox"/> No			
	(4) Pay compensation to, or pay or reimburse the expenses of, a disqualified person? <input type="checkbox"/> Yes <input checked="" type="checkbox"/> No			
	(5) Transfer any income or assets to a disqualified person (or make any of either available for the benefit or use of a disqualified person)? <input type="checkbox"/> Yes <input checked="" type="checkbox"/> No			
	(6) Agree to pay money or property to a government official? (Exception. Check "No" if the foundation agreed to make a grant to or to employ the official for a period after termination of government service, if terminating within 90 days). <input type="checkbox"/> Yes <input checked="" type="checkbox"/> No			
b	If any answer is "Yes" to 1a(1)–(6), did any of the acts fail to qualify under the exceptions described in Regulations section 53.4941(d)-3 or in a current notice regarding disaster assistance (see instructions)? <input type="checkbox"/> Organizations relying on a current notice regarding disaster assistance check here. ► <input type="checkbox"/>	1b		
c	Did the foundation engage in a prior year in any of the acts described in 1a, other than excepted acts, that were not corrected before the first day of the tax year beginning in 2016? <input type="checkbox"/>	1c		
2	Taxes on failure to distribute income (section 4942) (does not apply for years the foundation was a private operating foundation defined in section 4942(j)(3) or 4942(j)(5))			
a	At the end of tax year 2016, did the foundation have any undistributed income (lines 6d and 6e, Part XIII) for tax year(s) beginning before 2016? <input type="checkbox"/> Yes <input checked="" type="checkbox"/> No If "Yes," list the years ► 20____, 20____, 20____, 20____			
b	Are there any years listed in 2a for which the foundation is not applying the provisions of section 4942(a)(2) (relating to incorrect valuation of assets) to the year's undistributed income? (If applying section 4942(a)(2) to all years listed, answer "No" and attach statement—see instructions). <input type="checkbox"/>	2b		
c	If the provisions of section 4942(a)(2) are being applied to any of the years listed in 2a, list the years here ► 20____, 20____, 20____, 20____			
3a	Did the foundation hold more than a 2% direct or indirect interest in any business enterprise at any time during the year? <input type="checkbox"/> Yes <input checked="" type="checkbox"/> No			
b	If "Yes," did it have excess business holdings in 2016 as a result of (1) any purchase by the foundation or disqualified persons after May 26, 1969, (2) the lapse of the 5-year period (or longer period approved by the Commissioner under section 4943(c)(7)) to dispose of holdings acquired by gift or bequest, or (3) the lapse of the 10-, 15-, or 20-year first phase holding period? (Use Schedule C, Form 4720, to determine if the foundation had excess business holdings in 2016). <input type="checkbox"/>	3b		
4a	Did the foundation invest during the year any amount in a manner that would jeopardize its charitable purposes?	4a		No
b	Did the foundation make any investment in a prior year (but after December 31, 1969) that could jeopardize its charitable purpose that had not been removed from jeopardy before the first day of the tax year beginning in 2016?	4b		No

5a	<p>During the year did the foundation pay or incur any amount to</p> <p>(1) Carry on propaganda, or otherwise attempt to influence legislation (section 4945(e))? <input type="checkbox"/> Yes <input checked="" type="checkbox"/> No</p> <p>(2) Influence the outcome of any specific public election (see section 4955), or to carry on, directly or indirectly, any voter registration drive? <input type="checkbox"/> Yes <input checked="" type="checkbox"/> No</p> <p>(3) Provide a grant to an individual for travel, study, or other similar purposes? <input type="checkbox"/> Yes <input checked="" type="checkbox"/> No</p> <p>(4) Provide a grant to an organization other than a charitable, etc., organization described in section 4945(d)(4)(A)? (see instructions). <input type="checkbox"/> Yes <input checked="" type="checkbox"/> No</p> <p>(5) Provide for any purpose other than religious, charitable, scientific, literary, or educational purposes, or for the prevention of cruelty to children or animals? <input type="checkbox"/> Yes <input checked="" type="checkbox"/> No</p> <p>b If any answer is "Yes" to 5a(1)–(5), did any of the transactions fail to qualify under the exceptions described in Regulations section 53.4945 or in a current notice regarding disaster assistance (see instructions)? <input type="checkbox"/> Yes <input checked="" type="checkbox"/> No</p> <p>Organizations relying on a current notice regarding disaster assistance check here. <input type="checkbox"/> Yes <input checked="" type="checkbox"/> No</p> <p>c If the answer is "Yes" to question 5a(4), does the foundation claim exemption from the tax because it maintained expenditure responsibility for the grant? <input type="checkbox"/> Yes <input checked="" type="checkbox"/> No</p> <p><i>If "Yes," attach the statement required by Regulations section 53.4945–5(d)</i></p>	5b		
6a	Did the foundation, during the year, receive any funds, directly or indirectly, to pay premiums on a personal benefit contract? <input type="checkbox"/> Yes <input checked="" type="checkbox"/> No			
b	Did the foundation, during the year, pay premiums, directly or indirectly, on a personal benefit contract? <input type="checkbox"/> Yes <input checked="" type="checkbox"/> No	6b		No
	<i>If "Yes" to 6b, file Form 8870</i>			
7a	At any time during the tax year, was the foundation a party to a prohibited tax shelter transaction? <input type="checkbox"/> Yes <input checked="" type="checkbox"/> No	7b		
b	If yes, did the foundation receive any proceeds or have any net income attributable to the transaction? <input type="checkbox"/> Yes <input checked="" type="checkbox"/> No			

1 List all officers, directors, trustees, foundation managers and their compensation (see instructions).

(a) Name and address	Title, and average hours per week (b) devoted to position	(c) Compensation (If not paid, enter -0-)	(d) Contributions to employee benefit plans and deferred compensation	(e) Expense account, other allowances
See Additional Data Table				

2 Compensation of five highest-paid employees (other than those included on line 1—see instructions). If none, enter "NONE."

(a) Name and address of each employee paid more than \$50,000	(b) Title, and average hours per week devoted to position	(c) Compensation	(d) Contributions to employee benefit plans and deferred compensation	(e) Expense account, other allowances
NONE				

Total number of other employees paid over \$50,000.

Part VIII Information About Officers, Directors, Trustees, Foundation Managers, Highly Paid Employees, and Contractors *(continued)*

3 Five highest-paid independent contractors for professional services (see instructions). If none, enter "NONE".

(a) Name and address of each person paid more than \$50,000	(b) Type of service	(c) Compensation
NONE		
Total number of others receiving over \$50,000 for professional services. ▶		

Part IX-A Summary of Direct Charitable Activities

List the foundation's four largest direct charitable activities during the tax year. Include relevant statistical information such as the number of organizations and other beneficiaries served, conferences convened, research papers produced, etc.

	Expenses
1 AMOUNTS PAID TO MAINTAIN THE OPERATING ASSETS OF AN EXHIBITION CENTER - SEE SCHEDULE E	79,810
2	
3	
4	

Part IX-B Summary of Program-Related Investments (see instructions)

Describe the two largest program-related investments made by the foundation during the tax year on lines 1 and 2	Amount
1 N/A	
2	
All other program-related investments. See instructions.	
3	
Total. Add lines 1 through 3 ▶	

Part X Minimum Investment Return (All domestic foundations must complete this part. Foreign foundations, see instructions.)

1	Fair market value of assets not used (or held for use) directly in carrying out charitable, etc., purposes		
a	Average monthly fair market value of securities.	1a	17,578,359
b	Average of monthly cash balances.	1b	19,716
c	Fair market value of all other assets (see instructions).	1c	0
d	Total (add lines 1a, b, and c).	1d	17,598,075
e	Reduction claimed for blockage or other factors reported on lines 1a and 1c (attach detailed explanation).	1e	
2	Acquisition indebtedness applicable to line 1 assets.	2	
3	Subtract line 2 from line 1d.	3	17,598,075
4	Cash deemed held for charitable activities. Enter 1 1/2% of line 3 (for greater amount, see instructions).	4	263,971
5	Net value of noncharitable-use assets. Subtract line 4 from line 3. Enter here and on Part V, line 4.	5	17,334,104
6	Minimum investment return. Enter 5% of line 5.	6	866,705

Part XI Distributable Amount (see instructions) (Section 4942(j)(3) and (j)(5) private operating foundations and certain foreign organizations check here ☐ and do not complete this part.)

1	Minimum investment return from Part X, line 6.	1	866,705
2a	Tax on investment income for 2016 from Part VI, line 5.	2a	4,028
b	Income tax for 2016 (This does not include the tax from Part VI).	2b	
c	Add lines 2a and 2b.	2c	4,028
3	Distributable amount before adjustments. Subtract line 2c from line 1.	3	862,677
4	Recoveries of amounts treated as qualifying distributions.	4	
5	Add lines 3 and 4.	5	862,677
6	Deduction from distributable amount (see instructions).	6	
7	Distributable amount as adjusted. Subtract line 6 from line 5. Enter here and on Part XIII, line 1.	7	862,677

Part XII Qualifying Distributions (see instructions)

1	Amounts paid (including administrative expenses) to accomplish charitable, etc., purposes		
a	Expenses, contributions, gifts, etc.—total from Part I, column (d), line 26.	1a	868,810
b	Program-related investments—total from Part IX-B.	1b	
2	Amounts paid to acquire assets used (or held for use) directly in carrying out charitable, etc., purposes.	2	
3	Amounts set aside for specific charitable projects that satisfy the		
a	Suitability test (prior IRS approval required).	3a	
b	Cash distribution test (attach the required schedule).	3b	
4	Qualifying distributions. Add lines 1a through 3b. Enter here and on Part V, line 8, and Part XIII, line 4.	4	868,810
5	Foundations that qualify under section 4940(e) for the reduced rate of tax on net investment income. Enter 1% of Part I, line 27b (see instructions).	5	4,028
6	Adjusted qualifying distributions. Subtract line 5 from line 4.	6	864,782

Note: The amount on line 6 will be used in Part V, column (b), in subsequent years when calculating whether the foundation qualifies for the section 4940(e) reduction of tax in those years.

Part XIII Undistributed Income (see instructions)

	(a) Corpus	(b) Years prior to 2015	(c) 2015	(d) 2016
1 Distributable amount for 2016 from Part XI, line 7				862,677
2 Undistributed income, if any, as of the end of 2016				
a Enter amount for 2015 only.			845,617	
b Total for prior years 20____, 20____, 20____				
3 Excess distributions carryover, if any, to 2016				
a From 2011.				
b From 2012.				
c From 2013.				
d From 2014.				
e From 2015.				
f Total of lines 3a through e.				
4 Qualifying distributions for 2016 from Part XII, line 4 ▶ \$ <u>868,810</u>				
a Applied to 2015, but not more than line 2a			845,617	
b Applied to undistributed income of prior years (Election required—see instructions).				
c Treated as distributions out of corpus (Election required—see instructions).				
d Applied to 2016 distributable amount.				23,193
e Remaining amount distributed out of corpus				
5 Excess distributions carryover applied to 2016 (If an amount appears in column (d), the same amount must be shown in column (a))				
6 Enter the net total of each column as indicated below:				
a Corpus Add lines 3f, 4c, and 4e Subtract line 5				
b Prior years' undistributed income Subtract line 4b from line 2b				
c Enter the amount of prior years' undistributed income for which a notice of deficiency has been issued, or on which the section 4942(a) tax has been previously assessed.				
d Subtract line 6c from line 6b Taxable amount—see instructions				
e Undistributed income for 2015 Subtract line 4a from line 2a Taxable amount—see instructions				
f Undistributed income for 2016 Subtract lines 4d and 5 from line 1 This amount must be distributed in 2017				839,484
7 Amounts treated as distributions out of corpus to satisfy requirements imposed by section 170(b)(1)(F) or 4942(g)(3) (Election may be required - see instructions).				
8 Excess distributions carryover from 2011 not applied on line 5 or line 7 (see instructions).				
9 Excess distributions carryover to 2017. Subtract lines 7 and 8 from line 6a				
10 Analysis of line 9				
a Excess from 2012.				
b Excess from 2013.				
c Excess from 2014.				
d Excess from 2015.				
e Excess from 2016.				

Part XIV Private Operating Foundations (see instructions and Part VII-A, question 9)

1a If the foundation has received a ruling or determination letter that it is a private operating foundation, and the ruling is effective for 2016, enter the date of the ruling. ▶

b Check box to indicate whether the organization is a private operating foundation described in section ☐ 4942(j)(3) or ☐ 4942(j)(5)

	Tax year	Prior 3 years			(e) Total
	(a) 2016	(b) 2015	(c) 2014	(d) 2013	
2a Enter the lesser of the adjusted net income from Part I or the minimum investment return from Part X for each year listed					
b 85% of line 2a					
c Qualifying distributions from Part XII, line 4 for each year listed					
d Amounts included in line 2c not used directly for active conduct of exempt activities					
e Qualifying distributions made directly for active conduct of exempt activities. Subtract line 2d from line 2c					
3 Complete 3a, b, or c for the alternative test relied upon					
a "Assets" alternative test—enter					
(1) Value of all assets					
(2) Value of assets qualifying under section 4942(j)(3)(B)(i)					
b "Endowment" alternative test— enter 2/3 of minimum investment return shown in Part X, line 6 for each year listed.					
c "Support" alternative test—enter					
(1) Total support other than gross investment income (interest, dividends, rents, payments on securities loans (section 512(a)(5)), or royalties)					
(2) Support from general public and 5 or more exempt organizations as provided in section 4942(j)(3)(B)(iii).					
(3) Largest amount of support from an exempt organization					
(4) Gross investment income					

Part XV Supplementary Information (Complete this part only if the organization had \$5,000 or more in assets at any time during the year—see instructions.)

1 Information Regarding Foundation Managers:

a List any managers of the foundation who have contributed more than 2% of the total contributions received by the foundation before the close of any tax year (but only if they have contributed more than \$5,000) (See section 507(d)(2))

b List any managers of the foundation who own 10% or more of the stock of a corporation (or an equally large portion of the ownership of a partnership or other entity) of which the foundation has a 10% or greater interest

2 Information Regarding Contribution, Grant, Gift, Loan, Scholarship, etc., Programs:

Check here ☒ if the foundation only makes contributions to preselected charitable organizations and does not accept unsolicited requests for funds. If the foundation makes gifts, grants, etc. (see instructions) to individuals or organizations under other conditions, complete items 2a, b, c, and d

a The name, address, and telephone number or email address of the person to whom applications should be addressed

b The form in which applications should be submitted and information and materials they should include

c Any submission deadlines

d Any restrictions or limitations on awards, such as by geographical areas, charitable fields, kinds of institutions, or other factors

Part XV **Supplementary Information** (continued)**3 Grants and Contributions Paid During the Year or Approved for Future Payment**

Recipient	If recipient is an individual, show any relationship to any foundation manager or substantial contributor	Foundation status of recipient	Purpose of grant or contribution	Amount
Name and address (home or business)				
a <i>Paid during the year</i> See Additional Data Table				
Total			3a	789,000
b <i>Approved for future payment</i>				
Total			3b	

Enter gross amounts unless otherwise indicated

Part XVI-B	Relationship of Activities to the A
------------	-------------------------------------

[illegible]

Part XVII

- | | Yes | No |
|-------|-----|----|
| 1a(1) | | No |
| 1a(2) | | No |
| 1b(1) | | No |
| 1b(2) | | No |
| 1b(3) | | No |
| 1b(4) | | No |
| 1b(5) | | No |
| 1b(6) | | No |
| 1c | | No |

[illegible]

- 2a** Is the foundation directly or indirectly affiliated with, or related to, one or more tax-exempt organizations described in section 501(c) of the Code (other than section 501(c)(3)) or in section 527? ☐ Yes ☒ No

- b** If "Yes," complete the following schedule

(a) Name of organization	(b) Type of organization	(c) Description of relationship

May the IRS discuss this return with the preparer shown below (see instr)? ☒ Yes ☐ No

Print/Type preparer's name MARY WOLOSEK	Preparer's Signature	Date 2017-05-30	Check if self-employed <input type="checkbox"/>	PTIN P00045328
Firm's name ▶ WOLOSEK & WOLOSEK CPAS SC				Firm's EIN ▶ 39-1699099
Firm's address ▶ 1910 7TH STREET SOUTH WISCONSIN RAPIDS, WI 54494				Phone no (715) 424-4600

Form 990PF Part IV - Capital Gains and Losses for Tax on Investment Income - Columns a - d

List and describe the kind(s) of property sold (e g , real estate, (a) 2-story brick warehouse, or common stock, 200 shs MLC Co)	(b) How acquired P—Purchase D—Donation	(c) Date acquired (mo , day, yr)	(d) Date sold (mo , day, yr)
PUBLICLY HELD SECURITIES	P		
C S SEC PROD	P	2013-03-01	2016-01-01
PUBLICLY HELD SECURITIES	P		
C S SEC PROD	P	2013-03-01	2016-10-01
PUBLICLY HELD SECURITIES	P		
C S SEC PROD	P	2013-03-01	2016-07-01
PUBLICLY HELD SECURITIES	P		
DOONBEG	P	2015-08-28	2016-09-30
PUBLICLY HELD SECURITIES	P		
DOONBEG	P	2014-04-29	2016-03-31

Form 990PF Part IV - Capital Gains and Losses for Tax on Investment Income - Columns e - h

(e) Gross sales price	(f) Depreciation allowed (or allowable)	(g) Cost or other basis plus expense of sale	(h) Gain or (loss) (e) plus (f) minus (g)
400,000		400,000	
238,167		180,000	58,167
843,423		853,486	-10,063
243,974		180,000	63,974
26,595		26,595	
238,942		180,000	58,942
3,764,778		3,801,270	-36,492
227,674		221,514	6,160
8,652		14,100	-5,448
292,150		298,486	-6,336

Form 990PF Part IV - Capital Gains and Losses for Tax on Investment Income - Columns i - l

Complete only for assets showing gain in column (h) and owned by the foundation on 12/31/69			(I) Gains (Col (h) gain minus col (k), but not less than -0-) or Losses (from col (h))
(i) F M V as of 12/31/69	(j) Adjusted basis as of 12/31/69	(k) Excess of col (i) over col (j), if any	
			58,167
			-10,063
			63,974
			58,942
			-36,492
			6,160
			-5,448
			-6,336

Form 990PF Part IV - Capital Gains and Losses for Tax on Investment Income - Columns a - d

List and describe the kind(s) of property sold (e g , real estate, (a) 2-story brick warehouse, or common stock, 200 shs MLC Co)	(b) How acquired P—Purchase D—Donation	(c) Date acquired (mo , day, yr)	(d) Date sold (mo , day, yr)
PUBLICLY HELD SECURITIES	P		
SSENIOR LOAN FUND ADJ	P		
PUBLICLY HELD SECURITIES	P		
PUBLICLY HELD SECURITIES	P		
PUBLICLY HELD SECURITIES	P		
PUBLICLY HELD SECURITIES	P		
PUBLICLY HELD SECURITIES	P		
REGULATED FUTURES CONTRACTS	P		
PUBLICLY HELD SECURITIES	P		
PUBLICLY HELD SECURITIES	P		

Form 990PF Part IV - Capital Gains and Losses for Tax on Investment Income - Columns e - h

(e) Gross sales price	(f) Depreciation allowed (or allowable)	(g) Cost or other basis plus expense of sale	(h) Gain or (loss) (e) plus (f) minus (g)
2,979,209		3,229,729	-250,520
278			278
49,609		61,033	-11,424
1,452,310		1,517,461	-65,151
874,198		763,273	110,925
348,428		482,184	-133,756
323,544		323,788	-244
248,945		12,640	236,305
1,945,327		2,011,237	-65,910
268,655		287,343	-18,688

Form 990PF Part IV - Capital Gains and Losses for Tax on Investment Income - Columns i - l

Complete only for assets showing gain in column (h) and owned by the foundation on 12/31/69			(l) Gains (Col (h) gain minus col (k), but not less than -0-) or Losses (from col (h))
(i) F M V as of 12/31/69	(j) Adjusted basis as of 12/31/69	(k) Excess of col (i) over col (j), if any	
			-250,520
			278
			-11,424
			-65,151
			110,925
			-133,756
			-244
			236,305
			-65,910
			-18,688

Form 990PF Part IV - Capital Gains and Losses for Tax on Investment Income - Columns a - d

List and describe the kind(s) of property sold (e g , real estate, (a) 2-story brick warehouse, or common stock, 200 shs MLC Co)	(b) How acquired P—Purchase D—Donation	(c) Date acquired (mo , day, yr)	(d) Date sold (mo , day, yr)
C S SEC PROD	P	2013-03-01	2016-04-01

Form 990PF Part IV - Capital Gains and Losses for Tax on Investment Income - Columns e - h

(e) Gross sales price	Depreciation allowed (f) (or allowable)	Cost or other basis (g) plus expense of sale	Gain or (loss) (h) (e) plus (f) minus (g)
235,118		180,000	55,118

Form 990PF Part IV - Capital Gains and Losses for Tax on Investment Income - Columns i - l

Complete only for assets showing gain in column (h) and owned by the foundation on 12/31/69			(l) Gains (Col (h) gain minus col (k), but not less than -0-) or Losses (from col (h))
(i) F M V as of 12/31/69	Adjusted basis (j) as of 12/31/69	Excess of col (i) (k) over col (j), if any	
			55,118

Form 990PF Part VIII Line 1 - List all officers, directors, trustees, foundation managers and their compensation

(a) Name and address	Title, and average hours per week (b) devoted to position	(c) Compensation (If not paid, enter -0-)	(d) Contributions to employee benefit plans and deferred compensation	Expense account, (e) other allowances
JOHN A CASEY 411 E WISCONSIN AVE MILWAUKEE, WI 532024497	PRES/DIRECTO 1 00	0	0	0
LESLIE V ARENDT 311 1ST ST PORT EDWARDS, WI 54469				
CHARLES R LESTER PO BOX 9 WISC RAPIDS, WI 54495	V PRES 000 00	0	0	0
TRACY MCCORMICK 806 ROSEWOOD AVE WINNETKA, IL 60093				
TIM WRIGHT BOX 160 MANITOWISH WATERS, WI 54545	DIRECTOR 000 00	0	0	0
J MARSHALL BUEHLER 1081 2ND ST PORT EDWARDS, WI 54469				
KAREN THIEL 911 CRAIG CT PORT EDWARDS, WI 54469	SEC/TREAS 5 00	2,360	0	0
LAUREN ARENDT 311 FIRST STREET PORT EDWARDS, WI 54469				

Form 990FP Part XV Line 3 - Grants and Contributions Paid During the Year or Approved for Future Payment

Recipient	If recipient is an individual, show any relationship to any foundation manager or substantial contributor	Foundation status of recipient	Purpose of grant or contribution	Amount
Name and address (home or business)				
a Paid during the year				
ALL ABOUT DEVELOPMENT DISABILITIES 125 CLAIREMONT AVE DECATUR, GA 30030			FINANCIAL NEEDS	5,000
AMERICAN PLAYERS THEATRE PO BOX 819 SPRING GREEN, WI 53588			SAME	5,000
AMERICAN RED CROSS 431 18TH STREET NW WASHINGTON, DC 20006			SAME	4,000
ANGLES 1779 MAPLE ST NORTHFIELD, IL 60093			SAME	2,500
ANNA MARIA ISLAND COMMUNITY CENTER 407 MAGNOLIA AVE ANNA MARIA, FL 34216			SAME	50,000
BOYS GIRLS CLUB 501 17TH STREET SOUTH WISCONSIN RAPIDS, WI 54494			SAME	6,000
CENTRAL WI CULTURAL CENTER 240 JOHNSON STREET WISCONSIN RAPIDS, WI 54494			SAME	1,000
CENTERGY INC 500 FIRST ST SUITE 2600 WAUSAU, WI 54403			SAME	3,000
CHICAGO BUNGALOW ASSOC 53 W JACKSON BLVD 1125 CHICAGO, IL 60604			SAME	3,300
CHILDREN'S HOME AND AID 125 S WACKER DR STE 1400 CHICAGO, IL 60606			SAME	4,000
DENVER FILM SOCIETY 1850 LOGAN ST STE 730 DENVER, CO 80203			SAME	5,000
DUPAGE EASTER SEAL TREATM 830 S ADDISON AVE VILLA PARK, IL 60181			SAME	10,000
EXTENSION RECOVERY 1507 CHURCH ST MARIETTA, GA 30061			SAME	5,000
FAMILY CENTER 500 25TH STREET NORTH WISCONSIN RAPIDS, WI 54494			SAME	6,000
FRIENDS OF BURLEY ELEM FDN 1630 W BARRY AVE CHICAGO, IL 60657			SAME	3,300
Total ►				789,000
3a				

Form 990PF Part XV Line 3 - Grants and Contributions Paid During the Year or Approved for Future Payment

Recipient	If recipient is an individual, show any relationship to any foundation manager or substantial contributor	Foundation status of recipient	Purpose of grant or contribution	Amount
Name and address (home or business)				
a Paid during the year				
GENE DOYLE MEMORIAL FDN PO BOX 7225 NAPLES, FL 34101			SAME	5,000
GREATER CHICAGO FOOD DEPOSITORY 4100 EWEST ANN LURIE PLAC CHICAGO, IL 60632			SAME	5,000
HUMAN RIGHTS CAMPAIGN 1640 ISLAND AVE NW WASHINGTON, DC 20036			SAME	3,400
INCOURAGE COMMUNITY FOUNDATION 478 E GRAND AVE WISCONSIN RAPIDS, WI 54494			SAME	4,500
JOHN ALEXANDER CAMP 211 WISCONSIN RIVER DR PORT EDWARDS, WI 54469			SAME	30,500
KING BRUWART RETIREMENT HOUSE 6101 COUNTY LINE RD BURR RIDGE, IL 60527			SAME	5,000
LAWRENCE UNIVERSITY 711 E BOLDT WAY APPLETON, WI 54911			SAME	5,000
LYRIC OPERA 20 N WACKER DR CHICAGO, IL 60606			SAME	5,000
MARSHFIELD MEDICAL RESEARCH FDN 1000 NORTH OAK AVENUE MARSHFIELD, WI 54449			SAME	5,000
MUSIC INSTITUTE THERAPY THROUGH ART 1702 SHERMAN AVE EVANSTON, IL 60201			SAME	3,000
NORTHERN SKY THEATER 10351 BELLA VISTA LANE EPHRAIM, WI 54211			SAME	100,000
NORTHSHORE UNIVERSITY HEALTH 1033 UNIVERSITY PLACE EVANSTON, IL 60201			SAME	3,500
NORTHWESTERN UNIVERSITY 1201 DAVIS ST EVANSTON, IL 60208			SAME	5,000
ODC INC 1191 HUNTINGTON AVE WISCONSIN RAPIDS, WI 54494			SAME	23,000
ORANGEWOOD FDN 1575 17TH STREET SANTA ANA, CA 92705			SAME	2,500
Total ► 3a				789,000

Form 990PF Part XV Line 3 - Grants and Contributions Paid During the Year or Approved for Future Payment

Recipient	If recipient is an individual, show any relationship to any foundation manager or substantial contributor	Foundation status of recipient	Purpose of grant or contribution	Amount
Name and address (home or business)				
a Paid during the year				
PLANNED PARENTHOOD 1200 N LASALLE DR CHICAGO, IL 60610			SAME	4,300
PE EDUCATION FDN PO BOX 99 PORT EDWARDS, WI 54469			SAME	10,500
PORT FUN FEST 478 E GRAND AVE WISCONSIN RAPIDS, WI 54494			SAME	1,000
PROTECT OUR WINTERS 311 MAPLETON AVE BOULDER, CO 80304			SAME	3,300
REGIONAL ECONOMIC GROWTH INITIATIVE 1120 LINCOLN STREET WISCONSIN RAPIDS, WI 54494			SAME	2,000
REHABILITATION INSTITUTE OF CHICAGO 345 E SUPERIOR ST 0-814 CHICAGO, IL 60611			SAME	4,000
SALVATION ARMY 5040 N PULASKI RD CHICAGO, IL 60630			SAME	5,000
SHERMALOT WATERSKI TEAM PO BOX 101 NEKOOSA, WI 54457			SAME	1,000
SO WOOD CO EMERGENCY PANTRY SHELF 2511 8TH STREET S 242 WISCONSIN RAPIDS, WI 54494			SAME	5,000
SO WOOD CO HISTORICAL CORP 540 THIRD STREET SOUTH WISCONSIN RAPIDS, WI 54494			SAME	5,000
SO WOOD CO YMCA 211 WISCONSIN RIVER DR PORT EDWARDS, WI 54469			SAME	361,000
SO WOOD CTY HISTORICAL MUSEUM 540 THIRD STREET SOUTH WISCONSIN RAPIDS, WI 54494			SAME	3,000
SO WOOD CO HUMANE SOCIETY 3621 64TH STREET NORTH WISCONSIN RAPIDS, WI 54494			SAME	5,000
SOAR-SUSTAINABLE OPERATIONS 1711 LINCOLN STREET WISCONSIN RAPIDS, WI 54494			SAME	6,000
ST FRANCIS HOSPITAL 355 RIDGE AVE EVANSTON, IL 60202			SAME	4,000
Total ► 3a				789,000

Form 990PF Part XV Line 3 - Grants and Contributions Paid During the Year or Approved for Future Payment				
Recipient	If recipient is an individual, show any relationship to any foundation manager or substantial contributor	Foundation status of recipient	Purpose of grant or contribution	Amount
Name and address (home or business)				
a <i>Paid during the year</i>				
ST THOMAS MOORE HIGH SCHOOL 2601 E MORGAN AVE MILWAUKEE, WI 53207			SAME	700
STUDENTS RUN LA 5252 CREDs AVE TARZANA, CA 91356			SAME	2,500
UNITED METHODIST CHURCH 411 WISCONSIN RIVER DR PORT EDWARDS, WI 54469			SAME	24,000
UWSP FOUNDATION INC 2100 MAIN ST ROOM 134 STEVENS POINT, WI 54481			SAME	8,000
WAR MEMORIAL-VETERANS BOD 5000 W NATIONAL AVE MILWAUKEE, WI 53295			SAME	1,800
WELLNESS HOUSE 6439 N SHERIDAN RD 31 CHICAGO, IL 60626			SAME	10,000
WOMEN EMPLOYED 65 E WACKER PL STE 1500 CHICAGO, IL 60601			SAME	3,400
Total ▶ 3a				789,000

TY 2016 Accounting Fees Schedule**Name:** ALEXANDER CHARITABLE FOUNDATIONINC**EIN:** 39-6045140

Category	Amount	Net Investment Income	Adjusted Net Income	Disbursements for Charitable Purposes
ACCOUNTING SERVICES	17,810	5,937		11,873

Note: To capture the full content of this document, please select landscape mode (11" x 8.5") when printing.

TY 2016 Depreciation Schedule

Name: ALEXANDER CHARITABLE FOUNDATIONINC

EIN: 39-6045140

Description of Property	Date Acquired	Cost or Other Basis	Prior Years' Depreciation	Computation Method	Rate / Life (# of years)	Current Year's Depreciation Expense	Net Investment Income	Adjusted Net Income	Cost of Goods Sold Not Included
LAND IMPROVEMENTS	1991-06-30	3,253							
LANDSCAPING	1992-06-09	2,450							
LANDSCAPING- FOUNTAIN	1997-11-27	2,075	2,075	150DB	15 0000				
LANDSCAPING- FOUNTAIN	1997-12-09	12,430	12,430	150DB	15 0000				
FOUNTAIN	1998-06-09	7,456	7,456	150DB	15 0000				
LANDSCAPING - STONE	2005-08-01	3,250	2,275	S/L	15 0000	217			
ORIG ACQ - LAND	1990-12-31	17,060							
ORIG ACQ - BUILDING	1990-12-31	132,940	81,426	S/L	31 5000	3,323			
FURNACE	1991-05-20	2,721	1,667	S/L	31 5000	68			
SECURITY SYSTEM	1991-05-21	3,115	1,908	S/L	31 5000	78			
BUILDING IMPROVEMENTS	1991-03-31	3,541	2,169	S/L	31 5000	88			
BUILDING IMPROVEMENTS	1991-06-30	36,353	22,266	S/L	31 5000	909			
BUILDING IMPROVEMENTS	1991-09-30	4,414	2,704	S/L	31 5000	110			
BUILDING IMPROVEMENTS	1991-10-08	1,612	987	S/L	31 5000	41			
WALL COVERINGS, WINDOW TREATMENTS, REDECORATE	1991-06-17	40,107	24,565	S/L	31 5000	1,003			
ELECTRIC WIRING & FIXTURES	1992-01-06	2,950	1,733	S/L	31 5000	74			
WALL COVERINGS, WINDOW TREATMENTS, REDECORATE	1992-01-15	1,037	609	S/L	31 5000	26			
ELECTRICAL WORK	1992-06-04	3,193	1,876	S/L	31 5000	80			
LIGHT FIXTURES	1993-03-08	562	320	S/L	31 5000	15			
LIGHT FIXTURES	1993-12-14	1,053	580	S/L	39 0000	26			

Description of Property	Date Acquired	Cost or Other Basis	Prior Years' Depreciation	Computation Method	Rate / Life (# of years)	Current Year's Depreciation Expense	Net Investment Income	Adjusted Net Income	Cost of Goods Sold Not Included
BASEMENT REMODELING	1996-06-01	10,956	5,352	S/L	39 0000	274			
CAPITAL ADDITION	1998-03-13	2,905	1,292	S/L	39 0000	73			
LIGHT FIXTURE	1999-01-12	1,314	557	S/L	39 0000	33			
STUDIO FIXTURES	2000-05-05	1,102	430	S/L	39 0000	28			
NEW TRACK LIGHTING & FIXTURES	2002-02-08	5,028	1,744	S/L	39 0000	126			
ROOF & GUTTER REPAIR	2002-08-13	4,208	1,407	S/L	39 0000	105			
ROOFING & SIDING	2005-08-25	40,573	10,524	S/L	39 0000	1,014			
NEW GUTTERS & GUTTER CONTROL	2005-12-13	1,908	479	S/L	39 0000	48			
CHAIR MAT	1991-06-12	101	101	S/L	7 0000				
DESK	1991-01-15	1,113	1,113	S/L	7 0000				
DESK CHAIR	1991-01-15	638	638	S/L	7 0000				
PULL-UP CHAIRS (3)	1991-01-15	2,297	2,297	S/L	7 0000				
BOOK TABLE	1991-01-15	874	874	S/L	7 0000				
FILE CABINET - OAK	1991-05-09	543	543	S/L	7 0000				
ANSWERING MACHINE	1991-05-23	126	126	S/L	7 0000				
COPY MACHINE	1995-03-13	300	300	S/L	7 0000				
WORD PROCESSOR	1996-11-22	292	292	200DB	5 0000				
FAX MACHINE	1999-07-20	190	190	S/L	5 0000				
COPY MACHINE	1999-12-10	1,544	1,544	S/L	5 0000				
COMPUTER PERIPHERALS	2001-11-02	1,168	1,168	S/L	5 0000				

Description of Property	Date Acquired	Cost or Other Basis	Prior Years' Depreciation	Computation Method	Rate / Life (# of years)	Current Year's Depreciation Expense	Net Investment Income	Adjusted Net Income	Cost of Goods Sold Not Included
COMPUTER	2001-11-02	2,741	2,741	S/L	5 0000				
SOFA	1991-01-15	1,872	1,872	S/L	7 0000				
LOUIS XV CHAIRS (2)	1991-01-15	1,670	1,670	S/L	7 0000				
END TABLES	1991-01-15	1,278	1,278	S/L	7 0000				
COCKTAIL TABLE	1991-01-15	1,100	1,100	S/L	7 0000				
BRITISH NATL TR BREAKFAST TABLE	1991-01-15	2,280	2,280	S/L	7 0000				
WING CHAIRS (2)	1991-01-15	3,552	3,552	S/L	7 0000				
DINING ROOM TABLE	1991-01-15	3,022	3,022	S/L	7 0000				
DINING ROOM ARM CHAIRS (2)	1991-01-15	1,422	1,422	S/L	7 0000				
DINING ROOM SIDE CHAIRS (4)	1991-01-15	2,466	2,466	S/L	7 0000				
DINETTE TABLE	1991-01-15	1,209	1,209	S/L	7 0000				
DINETTE CHAIRS (4)	1991-01-15	1,571	1,571	S/L	7 0000				
FLOOR LAMP (HF)	1991-01-15	141	141	S/L	7 0000				
DISPLAYS	1991-01-15	5,554	5,554	S/L	7 0000				
SIGN	1991-06-27	1,116	1,116	S/L	7 0000				
REFRIGERATOR	1991-01-15	1,011	1,011	S/L	7 0000				
SILVER TRAY & TEA SET	1991-01-15	406	406	S/L	7 0000				
TV & VCR	1991-01-15	769	769	S/L	7 0000				
PAINTING - REV TIMM	1991-10-31	2,900	2,900	S/L	7 0000				
TWO CHAIRS WITH CUSHIONS	1991-07-31	440	440	S/L	7 0000				

Description of Property	Date Acquired	Cost or Other Basis	Prior Years' Depreciation	Computation Method	Rate / Life (# of years)	Current Year's Depreciation Expense	Net Investment Income	Adjusted Net Income	Cost of Goods Sold Not Included
SMALL WROUGHT IRON TABLE	1991-07-31	105	105	S/L	7 0000				
LOVESEAT	1991-08-05	2,469	2,469	S/L	7 0000				
TWO CHAIRS & OTTOMAN	1991-08-05	1,457	1,457	S/L	7 0000				
TWO SOBOTA END TABLES	1991-08-05	1,168	1,168	S/L	7 0000				
SOBOTA GAME TABLE	1991-08-05	1,547	1,547	S/L	7 0000				
FOUR GAME CHAIRS	1991-08-05	2,765	2,765	S/L	7 0000				
ROUND END TABLE	1991-08-05	700	700	S/L	7 0000				
CHRISTMAS DECORATIONS	1991-12-18	2,296	2,296	S/L	7 0000				
EASEL - SILVER & BRASS	1991-06-17	250	250	S/L	7 0000				
TWO EASELS - SILVER & BRASS	1991-06-17	350	350	S/L	7 0000				
BRASS POTS FOR PLANTS (3)	1991-06-17	481	481	S/L	7 0000				
POT HOLDERS (2)	1991-06-17	297	297	S/L	7 0000				
CUT CRYSTAL LAMPS (2)	1991-06-17	708	708	S/L	7 0000				
SMALL CUT CRYSTAL LAMP	1991-06-17	449	449	S/L	7 0000				
LONG SERVING TABLE	1991-06-17	1,165	1,165	S/L	7 0000				
SMALL AREA RUG - FRONT ENTRY	1991-06-17	385	385	S/L	7 0000				
BAKER REGISTRY STAND	1991-06-17	2,014	2,014	S/L	7 0000				
WALL LAMP - HART COUNTRY	1991-06-17	325	325	S/L	7 0000				
DESK LAMP	1991-06-17	360	360	S/L	7 0000				
TABLE LAMP - HART COUNTRY	1991-06-17	365	365	S/L	7 0000				

Description of Property	Date Acquired	Cost or Other Basis	Prior Years' Depreciation	Computation Method	Rate / Life (# of years)	Current Year's Depreciation Expense	Net Investment Income	Adjusted Net Income	Cost of Goods Sold Not Included
AREA RUG - DOWNSTAIRS OFFICE	1991-06-17	395	395	S/L	7 0000				
CHANDELIER	1991-06-17	594	594	S/L	7 0000				
AREA RUG - BREAKFAST ROOM	1991-06-17	374	374	S/L	7 0000				
CORNER CURIO	1991-06-17	1,165	1,165	S/L	7 0000				
TOILET - DOWNSTAIR BATHROOM	1991-06-17	1,390	1,390	S/L	7 0000				
PICTURE	1991-06-17	100	100	S/L	7 0000				
EIGHT MIRROR STRIPS	1991-06-17	640	640	S/L	7 0000				
PICTURE - MARSHALL'S OFFICE	1991-06-17	239	239	S/L	7 0000				
LAMP - MARSHALL'S OFFICE	1991-06-17	450	450	S/L	7 0000				
WROUGHT IRON TABLE & 4 CHAIRS - OUTDOOR FURN	1991-06-17	1,238	1,238	S/L	7 0000				
CHRISTMAS DECORATIONS	1992-01-15	569	569	S/L	7 0000				
VASES	1992-07-15	230	230	S/L	7 0000				
TRACK LIGHTING	1994-11-15	1,564	1,564	S/L	7 0000				
WOOD CARVING	1998-01-16	850	850	S/L	7 0000				
PICTURE	1999-10-22	195	195	S/L	7 0000				
AIR CONDITIONING UNIT	2000-09-12	1,297	496	S/L	39 0000	32			
BENESH PHOTO	2000-10-17	265	265	S/L	7 0000				
PICTURE	2001-01-05	275	275	S/L	7 0000				
PHOTOS & MOUNTING	2001-02-16	454	454	S/L	7 0000				
DAUGHTY WILDLIFE ART	2001-03-13	290	290	S/L	7 0000				

Description of Property	Date Acquired	Cost or Other Basis	Prior Years' Depreciation	Computation Method	Rate / Life (# of years)	Current Year's Depreciation Expense	Net Investment Income	Adjusted Net Income	Cost of Goods Sold Not Included
DISHWASHER	2002-10-01	563	563	S/L	7 0000				
STORM WINDOWS	2006-01-22	6,557	1,632	S/L	39 0000	164			
FRONT DOOR STORM WINDOWS	2006-08-28	375	88	S/L	39 0000	9			
CONCRETE WALK	2007-07-10	5,157	2,922	S/L	15 0000	344			
LASER PRINTER, COPIER, FAX, SCANNER	2007-02-06	1,404	1,404	S/L	5 0000				
CAR PORT ROOF	2008-06-24	7,823	1,475	S/L	39 0000	196			
LAPTOP	2010-12-07	675	675	S/L	5 0000				
PROJECTOR/DVD PLAYER	2010-09-28	769	769	S/L	7 0000				
TRAIN	2011-10-11	5,093	550	S/L	39 0000	130			
2 FILE CABINETS	2011-02-03	306	138	S/L	7 0000	30			
ROUNDING			3						
REPLACE DRIVEWAY	2012-08-17	5,935	1,385	S/L	15 0000	396			
PARKING AREA AND CURB/GUTTER	2012-11-01	11,611	2,419	S/L	15 0000	774			
GUTTER WORK	2012-11-05	150							
"APRIL AIR"	2012-12-05	550	43	S/L	39 0000	14			
OUTDOOR LIGHTING PROJECT	2013-11-14	9,504	1,346	S/L	15 0000	634			
ATTIC WIRING	2014-06-09	219	9	S/L	39 0000	5			
ATTIC INSULATION	2014-06-09	15,736	622	S/L	39 0000	404			
APPLE COMPUTER & POWER DRIVE	2014-05-25	1,578	513	S/L	5 0000	315			
PRINTER/SCANNER	2014-12-03	1,109	250	S/L	5 0000	221			

Description of Property	Date Acquired	Cost or Other Basis	Prior Years' Depreciation	Computation Method	Rate / Life (# of years)	Current Year's Depreciation Expense	Net Investment Income	Adjusted Net Income	Cost of Goods Sold Not Included
KITCHEN RANGE	2015-09-22	956	48	S/L	7 0000	95			

TY 2016 Investments Corporate Bonds Schedule

Name: ALEXANDER CHARITABLE FOUNDATIONINC

EIN: 39-6045140

Name of Bond	End of Year Book Value	End of Year Fair Market Value
CREDIT SUISSE NEW YORK 6.75%		
CREDIT SUISSE NEW YORK 8.43%		
JPMORGAN CHASE BK NATL 11.81		
SI=OCIETE GENERALE S A 13.59%		
AT & INC 00206RAW2		
ROYAL BK OF CANADA 78008TLB8		
CRH AMER INC 12626PAG8		
TORONTO DOMINION BK 89114QAE8		
US BANKCORP B/E 91159HHB9		
STATOIL ASA B/E 85771PAD4		
GLAXOSMITHKLINE CPTL PLC 377373AC9		
BARCLAYS FINL LLC NTS		
JPMORGAN CHASE BK NATL		
FNMA 893537	5,261	5,323
FNMA 901198	14,141	10,326
FEDERAL HOME LN J03500	7,022	5,941
FNMA 880974	5,326	3,211
FNMA 944358	8,784	10,232
FEDERAL HOME LN D63861	9	656
GNMA 002659	3,838	1,327

Name of Bond	End of Year Book Value	End of Year Fair Market Value
GNMA 511734	4,316	643
FNMA MA1200	54,219	51,102
WELLS FARGO MTG BACKED SECS	2,494	3,058
SEE P/Y STATMENT D		
PURCHASED INTEREST	398	398
SEE STATEMENT C-9 (US)	2,684,223	2,639,948
SEE STATEMENT C-9 (GLOBAL)	854,698	858,571
SEE STATEMENT C-9 (INT'L)	29,892	30,111

TY 2016 Investments Corporate Stock Schedule**Name:** ALEXANDER CHARITABLE FOUNDATIONINC**EIN:** 39-6045140

Name of Stock	End of Year Book Value	End of Year Fair Market Value
SEE P/Y STATEMENT C-1		
SEE P/Y STATEMENT C-2		
SEE P/Y STATEMENT C-3		
SEE P/Y STATEMENT C-4		
SEE P/Y STATEMENT C-6		
SEE P/Y STATEMENT C-7, NET ADJ		
SEE STATEMENT C-8 (US)	6,701,100	7,357,080
SEE STATEMENT C-8 (GLOBAL)	2,650,000	2,634,352
SEE STATEMENT C-8 (INT'L)	1,538,636	1,463,162

TY 2016 Investments - Other Schedule

Name: ALEXANDER CHARITABLE FOUNDATIONINC

EIN: 39-6045140

Category/ Item	Listed at Cost or FMV	Book Value	End of Year Fair Market Value
WELLS FARGO ADVANTAGE EMERGING	AT COST		
CREDIT SUISSE NASSAU BRH ETN LKD	AT COST		
GUGGENHEIM MACRO OPP FD	AT COST		
CS FINISTERRE SOVEREIGN DEBT FD 4	AT COST		
BLACKGOLD OPPORTUNITY HEDGE FOCUS FD	AT COST		
DOONBEG HEDGEFOCUS FUND	AT COST	22,767	22,767
MILLENNIUM INTERNATIONAL HEDGEFOCUS	AT COST	800,000	1,000,430
CITIBANK CREDIT SUISSE DOLLAR SR LN	AT COST		
C S SEC PROD FD LTD	AT COST	12,199	12,199
CVF (CAYMAN)	AT COST	1,000,000	777,540
NB STRATEGIC CO-INVESTMENT	AT COST	83,649	87,784

**TY 2016 Land, Etc.
Schedule****Name:** ALEXANDER CHARITABLE FOUNDATIONINC**EIN:** 39-6045140

Category / Item	Cost / Other Basis	Accumulated Depreciation	Book Value	End of Year Fair Market Value
BUILDING - 1131 WIS RIVER DR	276,171	176,798	99,373	350,000
BUILDING IMPROVEMENTS	73,892		73,892	
FURNITURE, FIXTURES & ARTWORK	68,299	66,717	1,582	
LAND IMPROVEMENTS	68,214	35,352	32,862	
OFFICE EQUIPMENT	16,998	15,474	1,524	

TY 2016 Other Decreases Schedule

Name: ALEXANDER CHARITABLE FOUNDATIONINC

EIN: 39-6045140

Description	Amount
TIMING DIFFERENCES	283

TY 2016 Other Expenses Schedule**Name:** ALEXANDER CHARITABLE FOUNDATIONINC**EIN:** 39-6045140**Other Expenses Schedule**

Description	Revenue and Expenses per Books	Net Investment Income	Adjusted Net Income	Disbursements for Charitable Purposes
EXPENSES				
OFFICE SUPPLIES, POSTAGE, DUE	278			278
SUPPLIES, POSTAGE AND DUES	1,795			1,795
ADVERTISING	4,018			4,018
MEETINGS AND RECEPTIONS	8,592			8,592
MISCELLANEOUS	21,698			21,698

TY 2016 Other Income Schedule**Name:** ALEXANDER CHARITABLE FOUNDATIONINC**EIN:** 39-6045140**Other Income Schedule**

Description	Revenue And Expenses Per Books	Net Investment Income	Adjusted Net Income
FEDERAL TAX REFUND	3,743		
LAZARDLTD98-0437848DIVIDENDS	394		

TY 2016 Other Increases Schedule

Name: ALEXANDER CHARITABLE FOUNDATIONINC

EIN: 39-6045140

Description	Amount
MARK TO MARKET	12,640

TY 2016 Other Professional Fees Schedule**Name:** ALEXANDER CHARITABLE FOUNDATIONINC**EIN:** 39-6045140

Category	Amount	Net Investment Income	Adjusted Net Income	Disbursements for Charitable Purposes
INVESTMENT MANAGEMENT FEE	139,471	139,471		

TY 2016 Taxes Schedule**Name:** ALEXANDER CHARITABLE FOUNDATIONINC**EIN:** 39-6045140

Category	Amount	Net Investment Income	Adjusted Net Income	Disbursements for Charitable Purposes
FOREIGN TAX PAID	3,040	3,040		

ALEXANDER CHARITABLE FOUNDATION, INC.

39-6045140

SCHEDULE E, PART IX - A

In 1991, the Foundation began operating an art and exhibition center. The center is being used to exhibit historical artifacts, papers, and memorabilia about the paper industry, and other local community culture. Also displayed on a rotating basis is artwork from area artists, as well as other renowned Wisconsin artists. No admissions or revenues are being charged at this time.

PART II, LINE 10b: STATEMENT C-8

#39-6045140

Equity	Quantity	Purchase price (\$)/ Avg Price	Price on 12/31/2016 (\$)	Cost basis (\$)	Market value (\$)	Unrealized gain/loss (\$)	Unrealized gain/loss (%)	Est. annual income (\$)	Current yield (%)	% of Equity	% of portfolio
US											
ACCENTURE PLC IRELAND CL A	2,431.00	90.54	117.13	215,627.05	284,743.03	65,115.98	29.85%	5,883.02	2.07%	2.49%	1.61%
ADOBE SYSTEMS INC (DELAWARE)	735.00	81.21	102.95	59,692.00	75,668.25	15,976.25	26.76%	0.00	0.00%	0.66%	0.43%
ALERIAN MLP ETF	28,590.00	12.23	11.60	349,643.53	360,234.00	10,590.47	3.03%	29,133.21	8.09%	3.14%	2.04%
Client investment: \$349,643.53											
Reinvested dividends: \$0.00											
Investment return: \$10,590.47 (3.03%)											
ALPHABET INC CL A	93.00	698.07	792.45	64,920.13	73,697.85	8,777.72	13.52%	0.00	0.00%	0.64%	0.42%
AMERIPRISE FINANCIAL INC	762.00	85.55	110.94	65,191.22	84,536.28	19,345.06	29.67%	2,286.00	2.70%	0.74%	0.48%
AMERISOURCEBERGEN CORP	687.00	77.97	78.19	53,565.39	53,716.53	151.14	0.28%	1,003.02	1.87%	0.47%	0.30%
BECTON DICKINSON & CO	423.00	144.55	165.55	61,146.76	70,027.65	8,880.89	14.52%	1,235.16	1.76%	0.61%	0.40%
BLACK KROCK INC	766.00	396.03	380.54	303,356.20	291,493.64	-11,862.56	-3.91%	7,016.56	2.41%	2.54%	1.65%
CALL CBOE S&P 500 INDEX DUE 01/20/17 2235.000	-16.00	-1,650.00	2,765.00	-26,400.00	-44,240.00	-17,840.00	-67.58%	0.00	0.00%	-0.39%	-0.25%
JX5358											
CALL CBOE S&P 500 INDEX DUE 01/20/17 2270.000	16.00	3,500.00	1,005.00	56,000.00	16,080.00	-39,920.00	-71.29%	0.00	0.00%	0.14%	0.09%
JX5358											
CALL CBOE S&P 500 INDEX DUE 01/20/17 2275.000	16.00	560.00	820.00	8,960.00	13,120.00	4,160.00	45.43%	0.00	0.00%	0.11%	0.07%
JX5358											
CALL CBOE S&P 500 INDEX DUE 01/20/17 2290.000	-16.00	-2,450.00	460.00	-39,200.00	-7,360.00	31,840.00	81.22%	0.00	0.00%	-0.06%	-0.04%
JX5358											
CALL CBOE S&P 500 INDEX DUE 01/31/17 2280.000	-32.00	-1,970.00	1,165.00	-63,040.00	-37,280.00	25,760.00	40.86%	0.00	0.00%	-0.33%	-0.21%
JX5358											

PART II, LINE 10b: STATEMENT C-8

#39-6045140

Equity	Quantity	Purchase price (\$)/ Avg Price	Price on 12/31/2016 (\$)	Cost basis (\$)	Market value (\$)	Unrealized gain/loss (\$)	Unrealized gain/loss (%)	Est annual income (\$)	Current yield (%)	% of Equity	% of portfolio
US											
CALL CBOE S&P 500 INDEX DUE 01/31/17 2320.000 JX5358	32.00	710.00	325.00	22,720.00	10,400.00	-12,320.00	-54.23%	0.00	0.00%	0.09%	0.06%
CALL CBOE S&P 500 INDEX DUE 02/10/17 2280.000 JX5358	-32.00	-2,500.00	1,585.00	-80,000.00	-50,720.00	29,280.00	36.60%	0.00	0.00%	-0.44%	-0.29%
CALL CBOE S&P 500 INDEX DUE 02/10/17 2325.000 JX5358	32.00	900.00	470.00	28,800.00	15,040.00	-13,760.00	-47.78%	0.00	0.00%	0.13%	0.09%
COCA COLA CO COM	5,294.00	43.56	41.46	230,591.13	219,489.24	-11,101.89	-4.81%	7,411.60	3.38%	1.92%	1.24%
COLGATE PALMOLIVE CO	4,297.00	67.13	65.44	288,478.51	281,195.68	-7,282.83	-2.52%	6,703.32	2.38%	2.45%	1.59%
COMCAST CORP NEW CL A	1,112.00	57.01	69.05	63,400.06	76,783.60	13,383.54	21.11%	1,223.20	1.59%	0.67%	0.43%
CRANE CO	2,981.00	48.84	72.12	145,600.71	214,989.72	69,389.01	47.66%	3,934.92	1.83%	1.88%	1.22%
CVS HEALTH CORP	3,482.00	88.61	78.91	308,530.89	274,764.62	-33,766.27	-10.94%	6,964.00	2.53%	2.40%	1.56%
DANAHER CORP	913.00	68.66	77.84	62,690.25	71,067.92	8,377.67	13.36%	456.50	0.64%	0.62%	0.40%
ECOLAB INC	604.00	109.81	117.22	66,325.81	70,800.88	4,475.07	6.75%	893.92	1.25%	0.62%	0.40%
EXXON MOBIL CORP	2,429.00	93.07	90.26	226,068.91	219,241.54	-6,827.37	-3.02%	7,287.00	3.32%	1.91%	1.24%
FACEBOOK INC CL A	593.00	104.37	115.05	61,890.17	68,224.65	6,334.48	10.24%	0.00	0.00%	0.60%	0.39%
HOME DEPOT INC	2,155.00	120.64	134.08	259,979.06	288,942.40	28,963.34	11.14%	5,947.80	2.06%	2.52%	1.64%
HONEYWELL INTL INC	631.00	106.18	115.85	67,002.33	73,101.35	6,099.02	9.10%	1,578.46	2.30%	0.64%	0.41%
INTEL CORP	5,924.00	29.90	36.27	177,126.23	214,863.48	37,737.25	21.31%	6,160.96	2.87%	1.88%	1.22%
INTERCONTINENTAL EXCHANGE GROUP	1,315.00	48.93	56.42	64,338.93	74,192.30	9,853.37	15.31%	894.20	1.21%	0.65%	0.42%
INVESCO LTD	9,339.00	26.78	30.34	250,116.40	283,345.26	33,228.86	13.29%	10,459.68	3.69%	2.47%	1.60%
LOCKHEED MARTIN CORP	868.00	215.26	249.94	186,842.24	216,947.92	30,105.68	16.11%	6,319.04	2.91%	1.89%	1.23%
LOWES COMPANIES INC	949.00	67.70	71.12	64,246.20	67,492.88	3,246.68	5.05%	1,328.60	1.97%	0.59%	0.38%
MARSH & MCLENNAN COS INC	3,219.00	57.45	67.59	184,941.95	217,572.21	32,630.26	17.64%	4,377.84	2.01%	1.90%	1.23%
MCDONALDS CORP	1,780.00	118.12	121.72	210,249.83	216,661.60	6,411.77	3.05%	6,692.80	3.09%	1.89%	1.23%
MICROSOFT CORP	3,469.00	52.19	62.14	181,056.44	215,563.66	34,506.22	19.06%	5,411.64	2.51%	1.88%	1.22%
NEXTERA ENERGY INC COM	1,838.00	114.85	119.46	211,086.73	219,567.48	8,480.75	4.02%	6,396.24	2.91%	1.92%	1.24%
NORDSTROM INC	4,264.00	45.43	47.93	193,731.56	204,373.52	10,641.96	5.49%	6,310.72	3.09%	1.78%	1.16%
O REILLY AUTOMOTIVE INC	255.00	254.26	278.41	64,835.36	70,994.55	6,159.19	9.50%	0.00	0.00%	0.62%	0.40%
PAREXEL INTL CORP	1,056.00	59.36	65.72	62,682.47	69,400.32	6,717.85	10.72%	0.00	0.00%	0.61%	0.39%
PEPSICO INC	2,099.00	100.02	104.63	209,932.18	219,618.37	9,686.19	4.61%	6,317.99	2.88%	1.92%	1.24%
PRAXAIR INC	1,861.00	118.26	117.19	220,090.85	218,090.59	-2,000.26	-0.91%	5,583.00	2.56%	1.90%	1.23%

PART II, LINE 10b: STATEMENT C-8

#39-6045140

Equity	Quantity	Purchase price (\$)/Avg Price	Price on 12/31/2016 (\$)	Cost basis (\$)	Market value (\$)	Unrealized gain/loss (\$)	Unrealized gain/loss (%)	Est. annual income (\$)	Current yield (%)	% of Equity	% of portfolio
US											
PUT CBOE S&P 500 INDEX DUE 01/31/17 2035 000 JX5358	32.00	245.00	285.00	7,840.00	9,120.00	1,280.00	16.33%	0.00	0.00%	0.08%	0.05%
PUT CBOE S&P 500 INDEX DUE 01/31/17 2165.000 JX5358	-32.00	-805.00	1,195.00	-25,760.00	-38,240.00	-12,480.00	-48.45%	0.00	0.00%	-0.33%	-0.22%
PUT CBOE S&P 500 INDEX DUE 02/10/17 2025 000 JX5358	32.00	350.00	455.00	11,200.00	14,560.00	3,360.00	30.00%	0.00	0.00%	0.13%	0.08%
PUT CBOE S&P 500 INDEX DUE 02/10/17 2145.000 JX5358	-32.00	-1,020.00	1,395.00	-32,640.00	-44,640.00	-12,000.00	-36.76%	0.00	0.00%	-0.39%	-0.25%
RED HAT INC	991.00	67.35	69.70	66,744.22	69,072.70	2,328.48	3.49%	0.00	0.00%	0.60%	0.39%
ROCKWELL AUTOMATION INC NEW	2,252.00	102.61	134.40	231,079.48	302,668.80	71,589.32	30.98%	6,846.08	2.26%	2.64%	1.71%
ROCKWELL COLLINS INC	868.00	85.19	92.76	73,946.62	80,515.68	6,569.06	8.88%	1,145.76	1.42%	0.70%	0.46%
STARBUCKS CORP	1,323.00	56.85	55.52	75,213.37	73,452.96	-1,760.41	-2.34%	1,323.00	1.80%	0.64%	0.42%
TEXAS INSTRUMENTS	2,971.00	53.39	72.97	158,613.33	216,793.87	58,180.54	36.68%	5,942.00	2.74%	1.89%	1.23%
THERMO FISHER SCIENTIFIC INC	478.00	124.06	141.10	59,299.59	67,445.80	8,146.21	13.74%	286.80	0.43%	0.59%	0.38%
TIME WARNER INC NEW	912.00	66.93	96.53	61,036.76	88,035.36	26,998.60	44.23%	1,468.32	1.67%	0.77%	0.50%
TJX COS INC NEW	933.00	71.67	75.13	66,865.68	70,096.29	3,230.61	4.83%	970.32	1.36%	0.61%	0.40%
UNION PACIFIC CORP	2,111.00	79.14	103.68	167,060.02	218,868.48	51,808.46	31.01%	5,108.62	2.33%	1.91%	1.24%
UNITED TECHNOLOGIES CORP	2,662.00	88.67	109.62	236,043.87	291,808.44	55,764.57	23.62%	7,027.68	2.41%	2.55%	1.65%
VF CORP	4,035.00	62.55	53.35	252,375.43	215,267.25	-37,108.18	-14.70%	6,778.80	3.15%	1.88%	1.22%
VISA INC CL A	847.00	82.45	78.02	69,833.75	66,082.94	-3,750.81	-5.37%	559.02	0.85%	0.58%	0.37%
WALT DISNEY CO (HOLDING CO) DISNEY COM	765.00	98.73	104.22	75,528.41	79,728.30	4,199.89	5.56%	1,193.40	1.50%	0.70%	0.47%
Total US				\$6,701,100.01	\$7,357,079.84	\$655,979.83	9.79%	\$193,960.20	2.64%	64.23%	41.66%

PART II, LINE 10b: STATEMENT C-8

#39-6045140

Equity	Quantity	Purchase price (\$)/Avg Price	Price on 12/31/2016 (\$)	Cost basis (\$)	Market value (\$)	Unrealized gain/loss (\$)	Unrealized gain/loss (%)	Est. annual income (\$)	Current yield (%)	% of Equity	% of portfolio
Global											
BARCLAYS BANK PLC UO TC-CYN RTY SX5E 05/31/2018	40,000.00	10.00	10.00	400,000.00	403,713.89	3,713.89	0.93%	0.00	0.00%	3.52%	2.29%
CREDIT SUISSE AG UO TC-CYN RTY SPX SX5E 08/20/2018	35,000.00	10.00	9.89	350,000.00	349,766.67	-233.33	-0.07%	0.00	0.00%	3.05%	1.98%
CREDIT SUISSE AG UO TC-CYN RTY SPX SX5E 09/24/2018	40,000.00	10.00	9.96	400,000.00	399,400.00	-600.00	-0.15%	0.00	0.00%	3.49%	2.26%
CREDIT SUISSE NEW YORK CALLABLE YIELD NOTE SPX, RTY, SX5E	250,000.00	100.00	99.16	250,000.00	249,955.56	-44.44	-0.02%	0.00	0.00%	2.18%	1.42%
JPMORGAN CHASE BK NATL CALLABLE YIELD NOTE SPX/RTY/SX5E	300,000.00	100.00	96.81	300,000.00	294,660.00	-5,320.00	-1.77%	0.00	0.00%	2.57%	1.67%
JPMORGAN CHASE BK NATL CALLABLE YIELD NOTE SPX/RTY/SX5E	400,000.00	100.00	97.04	400,000.00	396,244.44	-3,755.56	-0.94%	0.00	0.00%	3.45%	2.24%
SOCIETE GENERALE S A CALLABLE YIELD NOTE SPX RTY SX5E	200,000.00	100.00	95.19	200,000.00	193,157.78	-6,842.22	-3.42%	0.00	0.00%	1.69%	1.09%
UBS AG UO TC-CYN RTY SPX SX5E 02/26/2019	35,000.00	10.00	9.84	350,000.00	347,433.33	-2,566.67	-0.73%	0.00	0.00%	3.03%	1.97%
Total Global				\$2,650,000.00	\$2,634,351.67	\$-15,648.33	-0.59%	\$0.00	0.00%	23.00%	14.92%
International											
BRITISH AMER TOBACCO PLC GB SPON ADR	1,952.00	111.26	112.67	217,178.76	219,931.84	2,753.08	1.27%	8,474.96	3.85%	1.92%	1.25%
CHUBB LTD CHF	1,648.00	129.38	132.12	213,224.98	217,733.76	4,508.78	2.11%	4,548.48	2.09%	1.90%	1.23%
DIAGEO PLC NEW GB SPON ADR	2,126.00	104.72	103.94	222,643.70	220,975.44	-1,668.26	-0.75%	6,625.21	3.00%	1.93%	1.25%
JOHNSON CTLS INTL PLC	5,163.00	47.22	41.19	243,804.92	212,663.97	-31,140.95	-12.77%	5,163.00	2.43%	1.86%	1.20%
MEDTRONIC PLC	3,853.00	75.45	71.23	290,713.81	274,449.19	-16,264.62	-5.59%	6,627.16	2.41%	2.40%	1.55%
MYLAN N V EUR	1,512.00	47.07	38.15	71,170.21	57,682.80	-13,487.41	-18.95%	0.00	0.00%	0.50%	0.33%
NOVARTIS AG SPON ADR	3,053.00	78.36	72.84	239,220.66	222,380.52	-16,840.14	-7.04%	7,030.31	3.16%	1.94%	1.26%
WELLS FARGO EMERGING MARKETS EQUITY FUND CLASS INST	1,892.72	21.49	19.73	40,678.48	37,343.28	-3,335.19	-8.20%	404.87	1.08%	0.33%	0.21%
Client investment \$39,871.69											
Reinvested dividends \$806.79											
Investment return \$-2,528.40 (-6.34%)											
Total International				\$1,538,635.52	\$1,463,161.80	\$-75,473.72	-4.91%	\$38,873.99	2.66%	12.77%	8.28%

[illegible]

PART II, LINE 10c: STATEMENT C-9

#39-6045140

Fixed Income US	Quantity	Purchase price (\$)/ Avg Price	Price on 12/31/2016 (\$)	Cost basis (\$)	Market value (\$)	Unrealized gain/loss (\$)	Unrealized gain/loss (%)	Est. annual income (\$)	Current yield (%)	% of Fixed Income portfolio
ISHARES CORE 10+ YEAR USD BOND ETF	5,115.00	62.66	60.65	320,495.55	310,224.75	-10,270.80	-3.20%	12,386.68	3.99%	8.57%
Client investment: \$320,495.55 Reinvested dividends: \$0.00 Investment return: \$-10,270.80 (-3.2%)										
J P MORGAN CHASE & CO 06.300% 042319 DTDO42309 FC102309 NTS	60,000.00	110.02	109.27	66,015.03	66,278.40	263.37	0.40%	3,780.00	5.77%	1.83%
JOHNSON & JOHNSON B/E 02.450% 030126 DTDO30116 FC090116 CALL@MW+158P	65,000.00	99.91	95.64	64,942.15	62,698.78	-2,243.37	-3.45%	1,592.50	2.56%	1.73%
KIMBERLY CLARK CORP B/E 02.400% 030122 DTDO20812 FC090112	68,000.00	102.78	99.23	69,890.54	68,021.08	-1,869.46	-2.67%	1,632.00	2.42%	1.88%
METLIFE INC B/E 04.750% 020821 DTDO80610 FC020811	63,000.00	110.09	108.75	69,353.69	69,698.67	344.98	0.50%	2,992.50	4.37%	1.93%
NATIONAL RURAL UTIL COOP 02.700% 021523 DTDO20816 FC081516 CALL@MW+208P	102,000.00	101.99	99.36	104,026.36	102,384.54	-1,641.82	-1.58%	2,754.00	2.72%	2.83%
NTN TR CORP NTS B/E 03.450% 110420 DTDO110410 FC050411	70,000.00	105.89	104.41	74,124.34	73,470.78	-653.57	-0.88%	2,415.00	3.30%	2.03%
PEPSICO INC NTS B/E 03.600% 030124 DTDO22814 FC090114 CALL@MW+158P	68,000.00	107.88	104.30	73,355.48	71,738.64	-1,616.84	-2.20%	2,448.00	3.45%	1.98%
PNC BK MED TERM NTS B/E 02.150% 042921 DTDO42916 FC102916	70,000.00	100.36	98.68	70,249.77	69,334.49	-915.28	-1.30%	1,505.00	2.18%	1.92%
PROCTER & GAMBLE CO NTS 02.300% 020622 DTDO20612 CALL@MW+108P	63,000.00	102.18	100.20	64,372.35	63,709.00	-663.35	-1.03%	1,449.00	2.30%	1.76%
PRUDENTIAL FINANCIAL INC 02.300% 081518 DTDO81513 FC021514 CALL@MW+158P	69,000.00	101.29	100.84	69,887.56	70,177.06	289.50	0.41%	1,587.00	2.28%	1.94%
PUBLIC SERVICE ELEC MTN 01.800% 060119 DTDO60214 FC120114 CALL@MW+108P	91,000.00	100.78	99.89	91,712.48	91,035.49	-676.99	-0.74%	1,638.00	1.80%	2.51%
PUBLIC SVC COLO B/E 02.250% 091522 DTDO91112 FC031513 CALL@MW+10 BP	81,000.00	100.73	98.41	81,588.89	80,251.16	-1,337.74	-1.64%	1,822.50	2.29%	2.22%
ST STREET CORP NTS B/E 01.350% 051518 DTDO51513 FC111513	72,000.00	100.01	99.73	72,005.55	71,926.20	-79.35	-0.11%	972.00	1.35%	1.99%

PART II, LINE 10c: STATEMENT C-9

#39-6045140

Fixed Income	US	Quantity	Purchase price (\$)/ Avg Price	Price on 12/31/2016 (\$)	Cost basis (\$)	Market value (\$)	Unrealized gain/loss (\$)	Unrealized gain/loss (%)	Est annual income (\$)	Current yield (%)	% of Fixed Income	% of portfolio
SUNTRUST BANKS INC B/E 02.350% 110118 DTD102513 FC050114		56,000.00	100.88	100.89	66,578.72	66,843.26	264.54	0.40%	1,551.00	2.33%	1.85%	0.38%
TRAVELERS COS INC NTS 03.900% 110120 DTD110110 FC050111		71,000.00	107.38	105.90	76,241.32	75,653.34	-588.08	-0.77%	2,769.00	3.68%	2.09%	0.43%
CALL@MW+15BP												
TRGT CORP B/E 03.500% 070124 DTD062614 FC010115		54,000.00	109.33	103.87	69,970.67	67,599.36	-2,371.31	-3.39%	2,240.00	3.37%	1.87%	0.38%
CALL@MW+15BP												
UNITED PARCEL SERVICE 02.450% 100122 DTD092712 FC040113		65,000.00	102.99	99.59	66,945.41	65,129.68	-1,815.74	-2.71%	1,592.50	2.46%	1.86%	0.37%
CALL@MW+15BP												
US BANK NA CINCINNATI 2.125% 102819 DTD102814 FC042815 NTS B/E		68,000.00	101.49	100.36	69,014.68	68,498.36	-516.33	-0.75%	1,445.00	2.12%	1.89%	0.39%
WALT DISNEY COMPANY/THE 01.850% 053019 DTD060214 FC113014 CALL@MW+5BP		68,000.00	101.40	100.50	68,954.79	68,442.11	-512.68	-0.74%	1,258.00	1.84%	1.89%	0.39%
WFM85 2006-AR8 II-A-4 DUE 04/25/36 00.0000 FACTOR 0.044451283918		70,000.00	0.00	98.30	0.00	3,058.77	0.00	0.00%	95.91	3.14%	0.08%	0.01%
Total US					\$2,684,223.35	\$2,733,766.88	\$49,543.53	-1.65%	\$84,130.68	3.08%	75.43%	15.47%
Global												
GUGGENHEIM MACRO OPPORTUNITIES FUND CLASS INSTITUTIONAL		32,558.64	26.25	26.37	854,697.65	858,571.20	3,873.55	0.45%	48,770.08	5.68%	23.71%	4.86%
Client investment: \$800,000.00 Reinvested dividends: \$54,697.65 Investment return: \$58,571.20 (7.32%)												
Total Global					\$854,697.65	\$858,571.20	\$3,873.55	0.45%	\$48,770.08	5.68%	23.71%	4.86%

PART II, LINE 10c: STATEMENT C-9

Fixed Income		Price on 12/31/2016	Purchase price (\$)/ Avg Price	Quantity	Cost basis (\$)	Market value (\$)	Unrealized gain/loss (\$)	Unrealized gain/loss (%)	Est. annual income (\$)	Current yield (%)	% of Fixed Income	% of portfolio
International												
GLAXOSMITHKLINE CPTL PLC			99.64	30,000.00	29,892.30	30,110.65	218.35	0.73%	450.00	1.50%	0.83%	0.17%
01.500% 050817 DTD050912												
CALL@MW+12 58P												
Total International					\$29,892.30	\$30,110.65	\$218.35	0.73%	\$450.00	1.50%	0.84%	0.17%
Total Fixed Income					\$3,568,813.20	\$3,620,448.72	\$51,635.52	-1.13%	\$133,350.76	3.68%	100.00%	20.50%

Mortgage Backed Sec. 105,440.00
 Purchased Interest 375.67
 \$ 3,674,625.30 \$ 3,620,448.72