



See a Social Security Number? Say Something!
Report Privacy Problems to <https://public.resource.org/privacy>
Or call the IRS Identity Theft Hotline at 1-800-908-4490



Form **990-PF****Return of Private Foundation**

or Section 4947(a)(1) Trust Treated as Private Foundation

OMB No 1545-0052

2016Department of the Treasury
Internal Revenue Service

- ▶ Do not enter social security numbers on this form as it may be made public.
▶ Information about Form 990-PF and its separate instructions is at www.irs.gov/form990pf.

Open to Public Inspection

For calendar year 2016 or tax year beginning

, and ending

| | | | | |
|--|--|--|--|--|
| Name of foundation DAVID A STRAZ, JR FOUNDATION | | | A Employer identification number 39-1776211 | |
| Number and street (or P.O. box number if mail is not delivered to street address) 4401 W KENNEDY BLVD SUITE 150 | | Room/suite | B Telephone number (see instructions) 813-639-0155 | |
| City or town, state or province, country, and ZIP or foreign postal code TAMPA FL 33609 | | | | |
| Foreign country name Foreign province/state/county Foreign postal code | | C If exemption application is pending, check here <input type="checkbox"/> | | |
| G Check all that apply <input type="checkbox"/> Initial return <input type="checkbox"/> Final return <input type="checkbox"/> Address change <input type="checkbox"/> Initial return of a former public charity <input type="checkbox"/> Amended return <input type="checkbox"/> Name change | | D 1. Foreign organizations, check here <input type="checkbox"/> 2. Foreign organizations meeting the 85% test, check here and attach computation <input type="checkbox"/> | | |
| H Check type of organization <input checked="" type="checkbox"/> Section 501(c)(3) exempt private foundation <input type="checkbox"/> Section 4947(a)(1) nonexempt charitable trust <input type="checkbox"/> Other taxable private foundation | | E If private foundation status was terminated under section 507(b)(1)(A), check here <input type="checkbox"/> | | |
| I Fair market value of all assets at end of year (from Part II, col (c), line 16) ▶ \$ 59,254,853 | | J Accounting method <input type="checkbox"/> Cash <input checked="" type="checkbox"/> Accrual <input type="checkbox"/> Other (specify) _____ | | |
| | | F If the foundation is in a 60-month termination under section 507(b)(1)(B), check here <input type="checkbox"/> | | |

| Part I Analysis of Revenue and Expenses (The total of amounts in columns (b), (c), and (d) may not necessarily equal the amounts in column (a) (see instructions)) | | (a) Revenue and expenses per books | (b) Net investment income | (c) Adjusted net income | (d) Disbursements for charitable purposes (cash basis only) |
|--|---|------------------------------------|---------------------------|-------------------------|---|
| 1 | Contributions, gifts, grants, etc., received (attach schedule) | 349 | | | |
| 2 | Check <input checked="" type="checkbox"/> if the foundation is not required to attach Sch. B Interest on savings and temporary cash investments | 171 | 171 | | |
| 3 | Dividends and interest from securities | 2,576,393 | 2,576,393 | | |
| 5a | Gross rents | | | | |
| b | Net rental income or (loss) | | | | |
| 6a | Net gain or (loss) from sale of assets not on line 10 | | | | |
| b | Gross sales price for all assets on line 6a | | | | |
| 7 | Capital gain net income (from Part IV, line 2) | | 253,839 | | |
| 8 | Net short-term capital gain | | | | |
| 9 | Income modifications | | | | |
| 10a | Gross sales less returns and allowances | | | | |
| b | Less: Cost of goods sold | | | | |
| c | Gross profit or (loss) (attach schedule) | | | | |
| 11 | Other income (attach schedule) | | | | |
| 12 | Total. Add lines 1 through 11 | 2,576,913 | 2,830,403 | | |
| 13 | Compensation of officers, directors, trustees, etc. | | | | |
| 14 | Other employee salaries and wages | 52,954 | 39,716 | | 13,238 |
| 15 | Pension plans, employee benefits | | | | |
| 16a | Legal fees (attach schedule) | 291 | 291 | | |
| b | Accounting fees (attach schedule) | 94,400 | 70,800 | | 23,600 |
| c | Other professional fees (attach schedule) | 58,963 | 10,646 | | 48,317 |
| 17 | Interest | 138,379 | 138,379 | | |
| 18 | Taxes (attach schedule) (see instructions) | 26,764 | 2,565 | | |
| 19 | Depreciation (attach schedule) and depletion | | | | |
| 20 | Occupancy | 136,145 | 102,109 | | 34,036 |
| 21 | Travel, conferences, and meetings | 83,052 | | | 83,052 |
| 22 | Printing and publications | | | | |
| 23 | Other expenses (attach schedule) | 61,304 | 45,978 | | 15,326 |
| 24 | Total operating and administrative expenses. Add lines 13 through 23 | 652,252 | 410,484 | | 217,569 |
| 25 | Contributions, gifts, grants paid | 2,486,887 | | | 2,486,887 |
| 26 | Total expenses and disbursements. Add lines 24 and 25 | 3,139,139 | 410,484 | | 2,704,456 |
| 27 | Subtract line 26 from line 12 | | | | |
| a | Excess of revenue over expenses and disbursements | -562,226 | | | |
| b | Net investment income (if negative, enter -0-) | | 2,419,919 | | |
| c | Adjusted net income (if negative, enter -0-) | | | | |

For Paperwork Reduction Act Notice, see instructions.

HTA

Form 990-PF (2016)

SCANNED MAR 20 2017

| Part II Balance Sheets | | Attached schedules and amounts in the description column should be for end-of-year amounts only (See instructions) | | Beginning of year | End of year | |
|------------------------------------|-----|---|--|-------------------|----------------|-----------------------|
| | | | | (a) Book Value | (b) Book Value | (c) Fair Market Value |
| Assets | 1 | Cash—non-interest-bearing | | 26,783,263 | 5,884,205 | 5,884,205 |
| | 2 | Savings and temporary cash investments | | | | |
| | 3 | Accounts receivable ▶ | | | | |
| | | Less: allowance for doubtful accounts ▶ | | | | |
| | 4 | Pledges receivable ▶ | | | | |
| | | Less: allowance for doubtful accounts ▶ | | | | |
| | 5 | Grants receivable | | | | |
| | 6 | Receivables due from officers, directors, trustees, and other disqualified persons (attach schedule) (see instructions) | | | | |
| | 7 | Other notes and loans receivable (attach schedule) ▶ 7,593,518 | | | | |
| | | Less: allowance for doubtful accounts ▶ | | 5,028,598 | 7,593,518 | 7,593,518 |
| | 8 | Inventories for sale or use | | | | |
| | 9 | Prepaid expenses and deferred charges | | 23,244 | 25,801 | 25,801 |
| | 10a | Investments—U S and state government obligations (attach schedule) | | | | |
| | b | Investments—corporate stock (attach schedule) | | 24,886,756 | 42,927,838 | 42,637,450 |
| | c | Investments—corporate bonds (attach schedule) | | | | |
| | 11 | Investments—land, buildings, and equipment basis ▶ | | | | |
| | | Less: accumulated depreciation (attach schedule) ▶ | | | | |
| | 12 | Investments—mortgage loans | | | | |
| | 13 | Investments—other (attach schedule) | | 2,887,184 | 2,887,184 | 2,872,553 |
| | 14 | Land, buildings, and equipment basis ▶ | | | | |
| | | Less: accumulated depreciation (attach schedule) ▶ | | | | |
| | 15 | Other assets (describe ▶ ACCRUED INTEREST & DIVIDENDS) | | 262,339 | 241,326 | 241,326 |
| | 16 | Total assets (to be completed by all filers—see the instructions. Also, see page 1, item I) | | 59,871,384 | 59,559,872 | 59,254,853 |
| Liabilities | 17 | Accounts payable and accrued expenses | | 3,125 | | |
| | 18 | Grants payable | | | | |
| | 19 | Deferred revenue | | | | |
| | 20 | Loans from officers, directors, trustees, and other disqualified persons | | | | |
| | 21 | Mortgages and other notes payable (attach schedule) | | | | |
| | 22 | Other liabilities (describe ▶) | | | | |
| | 23 | Total liabilities (add lines 17 through 22) | | 3,125 | | |
| Net Assets or Fund Balances | | Foundations that follow SFAS 117, check here and complete lines 24 through 26 and lines 30 and 31. ▶ <input checked="" type="checkbox"/> | | | | |
| | 24 | Unrestricted | | 59,868,259 | 59,559,872 | |
| | 25 | Temporarily restricted | | | | |
| | 26 | Permanently restricted | | | | |
| | | Foundations that do not follow SFAS 117, check here and complete lines 27 through 31. ▶ <input type="checkbox"/> | | | | |
| | 27 | Capital stock, trust principal, or current funds | | | | |
| | 28 | Paid-in or capital surplus, or land, bldg, and equipment fund | | | | |
| | 29 | Retained earnings, accumulated income, endowment, or other funds | | | | |
| | 30 | Total net assets or fund balances (see instructions) | | 59,868,259 | 59,559,872 | |
| | 31 | Total liabilities and net assets/fund balances (see instructions) | | 59,871,384 | 59,559,872 | |

Part III Analysis of Changes in Net Assets or Fund Balances

| | | | |
|---|--|---|------------|
| 1 | Total net assets or fund balances at beginning of year—Part II, column (a), line 30 (must agree with end-of-year figure reported on prior year's return) | 1 | 59,868,259 |
| 2 | Enter amount from Part I, line 27a | 2 | -562,226 |
| 3 | Other increases not included in line 2 (itemize) ▶ SECURITY GAINS | 3 | 253,839 |
| 4 | Add lines 1, 2, and 3 | 4 | 59,559,872 |
| 5 | Decreases not included in line 2 (itemize) ▶ | 5 | |
| 6 | Total net assets or fund balances at end of year (line 4 minus line 5)—Part II, column (b), line 30 | 6 | 59,559,872 |

Part IV Capital Gains and Losses for Tax on Investment Income

| (a) List and describe the kind(s) of property sold (e.g., real estate, 2-story brick warehouse, or common stock, 200 shs. MLC Co.) | | (b) How acquired P—Purchase D—Donation | (c) Date acquired (mo., day, yr.) | (d) Date sold (mo., day, yr.) |
|--|-------------------|--|--------------------------------------|----------------------------------|
| 1a | SCHEDULE ATTACHED | P | VARIOUS | VARIOUS |
| b | | | | |
| c | | | | |
| d | | | | |
| e | | | | |

| (e) Gross sales price | (f) Depreciation allowed (or allowable) | (g) Cost or other basis plus expense of sale | (h) Gain or (loss) (e) plus (f) minus (g) |
|-----------------------|--|---|--|
| a | | | 253,839 |
| b | | | |
| c | | | |
| d | | | |
| e | | | |

Complete only for assets showing gain in column (h) and owned by the foundation on 12/31/69

| (i) FMV as of 12/31/69 | (j) Adjusted basis as of 12/31/69 | (k) Excess of col. (i) over col. (j), if any | (l) Gains (Col. (h) gain minus col. (k), but not less than -0-) or Losses (from col. (h)) |
|------------------------|--------------------------------------|---|---|
| a | | | |
| b | | | |
| c | | | |
| d | | | |
| e | | | |

| | | | |
|----------|--|----------|---------|
| 2 | Capital gain net income or (net capital loss) { If gain, also enter in Part I, line 7 If (loss), enter -0- in Part I, line 7 } | 2 | 253,839 |
| 3 | Net short-term capital gain or (loss) as defined in sections 1222(5) and (6) If gain, also enter in Part I, line 8, column (c) (see instructions) If (loss), enter -0- in Part I, line 8 } | 3 | |

Part V Qualification Under Section 4940(e) for Reduced Tax on Net Investment Income

(For optional use by domestic private foundations subject to the section 4940(a) tax on net investment income.)

If section 4940(d)(2) applies, leave this part blank.

Was the foundation liable for the section 4942 tax on the distributable amount of any year in the base period?

☐ Yes ☒ No

If "Yes," the foundation does not qualify under section 4940(e). Do not complete this part.

| (a) Base period years Calendar year (or tax year beginning in) | (b) Adjusted qualifying distributions | (c) Net value of noncharitable-use assets | (d) Distribution ratio (col. (b) divided by col. (c)) |
|--|--|--|---|
| 2015 | 3,223,032 | 58,319,613 | 0.055265 |
| 2014 | 2,887,767 | 56,029,594 | 0.051540 |
| 2013 | 1,578,997 | 54,751,014 | 0.028840 |
| 2012 | 3,312,213 | 54,365,987 | 0.060924 |
| 2011 | 2,099,186 | 53,842,374 | 0.038988 |

| | | | |
|----------|--|----------|------------|
| 2 | Total of line 1, column (d) | 2 | 0.235557 |
| 3 | Average distribution ratio for the 5-year base period—divide the total on line 2 by 5, or by the number of years the foundation has been in existence if less than 5 years | 3 | 0.047111 |
| 4 | Enter the net value of noncharitable-use assets for 2016 from Part X, line 5 | 4 | 43,943,901 |
| 5 | Multiply line 4 by line 3 | 5 | 2,070,241 |
| 6 | Enter 1% of net investment income (1% of Part I, line 27b) | 6 | 24,199 |
| 7 | Add lines 5 and 6 | 7 | 2,094,440 |
| 8 | Enter qualifying distributions from Part XII, line 4 If line 8 is equal to or greater than line 7, check the box in Part VI, line 1b, and complete that part using a 1% tax rate. See the Part VI instructions. | 8 | 2,704,456 |

Part VI Excise Tax Based on Investment Income (Section 4940(a), 4940(b), 4940(e), or 4948—see instructions)

| | | | | |
|-----------|---|----|--------|--|
| 1a | Exempt operating foundations described in section 4940(d)(2), check here <input type="checkbox"/> and enter "N/A" on line 1 Date of ruling or determination letter _____ (attach copy of letter if necessary—see instructions) | | | |
| b | Domestic foundations that meet the section 4940(e) requirements in Part V, check here <input checked="" type="checkbox"/> and enter 1% of Part I, line 27b | 1 | 24,199 | |
| c | All other domestic foundations enter 2% of line 27b. Exempt foreign organizations enter 4% of Part I, line 12, col (b) | | | |
| 2 | Tax under section 511 (domestic section 4947(a)(1) trusts and taxable foundations only. Others enter -0-) | 2 | | |
| 3 | Add lines 1 and 2 | 3 | 24,199 | |
| 4 | Subtitle A (income) tax (domestic section 4947(a)(1) trusts and taxable foundations only. Others enter -0-) | 4 | | |
| 5 | Tax based on investment income. Subtract line 4 from line 3. If zero or less, enter -0- | 5 | 24,199 | |
| 6 | Credits/Payments | | | |
| a | 2016 estimated tax payments and 2015 overpayment credited to 2016 | 6a | 50,000 | |
| b | Exempt foreign organizations—tax withheld at source | 6b | | |
| c | Tax paid with application for extension of time to file (Form 8868) | 6c | | |
| d | Backup withholding erroneously withheld | 6d | | |
| 7 | Total credits and payments. Add lines 6a through 6d | 7 | 50,000 | |
| 8 | Enter any penalty for underpayment of estimated tax. Check here <input type="checkbox"/> if Form 2220 is attached | 8 | | |
| 9 | Tax due. If the total of lines 5 and 8 is more than line 7, enter amount owed | 9 | | |
| 10 | Overpayment. If line 7 is more than the total of lines 5 and 8, enter the amount overpaid | 10 | 25,801 | |
| 11 | Enter the amount of line 10 to be Credited to 2017 estimated tax <input type="checkbox"/> 25,801 Refunded <input type="checkbox"/> | 11 | | |

Part VII-A Statements Regarding Activities

| | Yes | No |
|--|-----|----|
| 1a During the tax year, did the foundation attempt to influence any national, state, or local legislation or did it participate or intervene in any political campaign? | | X |
| b Did it spend more than \$100 during the year (either directly or indirectly) for political purposes (see Instructions for the definition)? <i>If the answer is "Yes" to 1a or 1b, attach a detailed description of the activities and copies of any materials published or distributed by the foundation in connection with the activities</i> | | X |
| c Did the foundation file Form 1120-POL for this year? | | X |
| d Enter the amount (if any) of tax on political expenditures (section 4955) imposed during the year: (1) On the foundation <input type="checkbox"/> \$ _____ (2) On foundation managers <input type="checkbox"/> \$ _____ | | |
| e Enter the reimbursement (if any) paid by the foundation during the year for political expenditure tax imposed on foundation managers <input type="checkbox"/> \$ _____ | | |
| 2 Has the foundation engaged in any activities that have not previously been reported to the IRS? <i>If "Yes," attach a detailed description of the activities</i> | | X |
| 3 Has the foundation made any changes, not previously reported to the IRS, in its governing instrument, articles of incorporation, or bylaws, or other similar instruments? <i>If "Yes," attach a conformed copy of the changes</i> | | X |
| 4a Did the foundation have unrelated business gross income of \$1,000 or more during the year? | | X |
| b If "Yes," has it filed a tax return on Form 990-T for this year? | N/A | |
| 5 Was there a liquidation, termination, dissolution, or substantial contraction during the year? <i>If "Yes," attach the statement required by General Instruction T</i> | | X |
| 6 Are the requirements of section 508(e) (relating to sections 4941 through 4945) satisfied either: • By language in the governing instrument, or • By state legislation that effectively amends the governing instrument so that no mandatory directions that conflict with the state law remain in the governing instrument? | X | |
| 7 Did the foundation have at least \$5,000 in assets at any time during the year? <i>If "Yes," complete Part II, col (c), and Part XV</i> | X | |
| 8a Enter the states to which the foundation reports or with which it is registered (see instructions) <input type="checkbox"/> | | |
| b If the answer is "Yes" to line 7, has the foundation furnished a copy of Form 990-PF to the Attorney General (or designate) of each state as required by <i>General Instruction G</i> ? <i>If "No," attach explanation</i> | X | |
| 9 Is the foundation claiming status as a private operating foundation within the meaning of section 4942(j)(3) or 4942(j)(5) for calendar year 2016 or the taxable year beginning in 2016 (see instructions for Part XIV)? <i>If "Yes," complete Part XIV</i> | | X |
| 10 Did any persons become substantial contributors during the tax year? <i>If "Yes," attach a schedule listing their names and addresses</i> | | X |

Part VII-A Statements Regarding Activities (continued)

| | | | | |
|----|---|----|-----|----|
| 11 | At any time during the year, did the foundation, directly or indirectly, own a controlled entity within the meaning of section 512(b)(13)? If "Yes," attach schedule (see instructions) | 11 | Yes | No |
| 12 | Did the foundation make a distribution to a donor advised fund over which the foundation or a disqualified person had advisory privileges? If "Yes," attach statement (see instructions) | 12 | | X |
| 13 | Did the foundation comply with the public inspection requirements for its annual returns and exemption application? Website address ▶ | 13 | X | |
| 14 | The books are in care of ▶ DAVID A STRAZ, JR Telephone no ▶ 813-639-0155 Located at ▶ 4401 W KENNEDY BLVD SUITE 150, TAMPA FL ZIP+4 ▶ 33609 | | | |
| 15 | Section 4947(a)(1) nonexempt charitable trusts filing Form 990-PF in lieu of Form 1041—Check here and enter the amount of tax-exempt interest received or accrued during the year ▶ 15 | | | |
| 16 | At any time during calendar year 2016, did the foundation have an interest in or a signature or other authority over a bank, securities, or other financial account in a foreign country? See the instructions for exceptions and filing requirements for FinCEN Form 114 If "Yes," enter the name of the foreign country ▶ NEVIS, WEST INDIES | 16 | X | |

Part VII-B Statements Regarding Activities for Which Form 4720 May Be Required

File Form 4720 if any item is checked in the "Yes" column, unless an exception applies.

| | | | | |
|-----|--|---|-----|----|
| 1a | During the year did the foundation (either directly or indirectly) | | Yes | No |
| (1) | Engage in the sale or exchange, or leasing of property with a disqualified person? | <input type="checkbox"/> Yes <input checked="" type="checkbox"/> No | | |
| (2) | Borrow money from, lend money to, or otherwise extend credit to (or accept it from) a disqualified person? | <input type="checkbox"/> Yes <input checked="" type="checkbox"/> No | | |
| (3) | Furnish goods, services, or facilities to (or accept them from) a disqualified person? | <input type="checkbox"/> Yes <input checked="" type="checkbox"/> No | | |
| (4) | Pay compensation to, or pay or reimburse the expenses of, a disqualified person? | <input type="checkbox"/> Yes <input checked="" type="checkbox"/> No | | |
| (5) | Transfer any income or assets to a disqualified person (or make any of either available for the benefit or use of a disqualified person)? | <input type="checkbox"/> Yes <input checked="" type="checkbox"/> No | | |
| (6) | Agree to pay money or property to a government official? (Exception. Check "No" if the foundation agreed to make a grant to or to employ the official for a period after termination of government service, if terminating within 90 days) | <input type="checkbox"/> Yes <input checked="" type="checkbox"/> No | | |
| b | If any answer is "Yes" to 1a(1)–(6), did any of the acts fail to qualify under the exceptions described in Regulations section 53.4941(d)-3 or in a current notice regarding disaster assistance (see instructions)? Organizations relying on a current notice regarding disaster assistance check here ▶ | 1b | N/A | |
| c | Did the foundation engage in a prior year in any of the acts described in 1a, other than excepted acts, that were not corrected before the first day of the tax year beginning in 2016? | 1c | | X |
| 2 | Taxes on failure to distribute income (section 4942) (does not apply for years the foundation was a private operating foundation defined in section 4942(j)(3) or 4942(j)(5)) | | | |
| a | At the end of tax year 2016, did the foundation have any undistributed income (lines 6d and 6e, Part XIII) for tax year(s) beginning before 2016? If "Yes," list the years ▶ 20 , 20 , 20 , 20 | <input type="checkbox"/> Yes <input checked="" type="checkbox"/> No | | |
| b | Are there any years listed in 2a for which the foundation is not applying the provisions of section 4942(a)(2) (relating to incorrect valuation of assets) to the year's undistributed income? (If applying section 4942(a)(2) to all years listed, answer "No" and attach statement—see instructions) | 2b | N/A | |
| c | If the provisions of section 4942(a)(2) are being applied to any of the years listed in 2a, list the years here ▶ 20 , 20 , 20 , 20 | | | |
| 3a | Did the foundation hold more than a 2% direct or indirect interest in any business enterprise at any time during the year? | <input type="checkbox"/> Yes <input checked="" type="checkbox"/> No | | |
| b | If "Yes," did it have excess business holdings in 2016 as a result of (1) any purchase by the foundation or disqualified persons after May 26, 1969, (2) the lapse of the 5-year period (or longer period approved by the Commissioner under section 4943(c)(7)) to dispose of holdings acquired by gift or bequest, or (3) the lapse of the 10-, 15-, or 20-year first phase holding period? (Use Schedule C, Form 4720, to determine if the foundation had excess business holdings in 2016) | 3b | N/A | |
| 4a | Did the foundation invest during the year any amount in a manner that would jeopardize its charitable purposes? | 4a | | X |
| b | Did the foundation make any investment in a prior year (but after December 31, 1969) that could jeopardize its charitable purpose that had not been removed from jeopardy before the first day of the tax year beginning in 2016? | 4b | | X |

Part VII-B Statements Regarding Activities for Which Form 4720 May Be Required (continued)

- 5a** During the year did the foundation pay or incur any amount to
- (1) Carry on propaganda, or otherwise attempt to influence legislation (section 4945(e))? ☐ Yes ☒ No
- (2) Influence the outcome of any specific public election (see section 4955), or to carry on, directly or indirectly, any voter registration drive? ☐ Yes ☒ No
- (3) Provide a grant to an individual for travel, study, or other similar purposes? ☐ Yes ☒ No
- (4) Provide a grant to an organization other than a charitable, etc., organization described in section 4945(d)(4)(A)? (see instructions) ☐ Yes ☒ No
- (5) Provide for any purpose other than religious, charitable, scientific, literary, or educational purposes, or for the prevention of cruelty to children or animals? ☐ Yes ☒ No
- b** If any answer is "Yes" to 5a(1)–(5), did any of the transactions fail to qualify under the exceptions described in Regulations section 53.4945 or in a current notice regarding disaster assistance (see instructions)? ☐ Yes ☒ No
- Organizations relying on a current notice regarding disaster assistance check here ☐
- c** If the answer is "Yes" to question 5a(4), does the foundation claim exemption from the tax because it maintained expenditure responsibility for the grant? ☐ Yes ☐ No
- If "Yes," attach the statement required by Regulations section 53.4945–5(d)
- 6a** Did the foundation, during the year, receive any funds, directly or indirectly, to pay premiums on a personal benefit contract? ☐ Yes ☒ No
- b** Did the foundation, during the year, pay premiums, directly or indirectly, on a personal benefit contract? ☐ Yes ☒ No
- If "Yes" to 6b, file Form 8870
- 7a** At any time during the tax year, was the foundation a party to a prohibited tax shelter transaction? ☐ Yes ☒ No
- b** If "Yes," did the foundation receive any proceeds or have any net income attributable to the transaction? ☐ Yes ☒ No

| | | |
|----|-----|---|
| 5b | N/A | |
| 6b | | X |
| 7b | N/A | |

Part VIII Information About Officers, Directors, Trustees, Foundation Managers, Highly Paid Employees, and Contractors**1** List all officers, directors, trustees, foundation managers and their compensation (see instructions).

| (a) Name and address | (b) Title, and average hours per week devoted to position | (c) Compensation (If not paid, enter -0-) | (d) Contributions to employee benefit plans and deferred compensation | (e) Expense account, other allowances |
|--|---|---|---|---------------------------------------|
| DAVID A STRAZ, JR 4805 SWANN AVENUE TAMPA, FL 33609 | TRUSTEE 20 HRS | NONE | NONE | NONE |
| | | | | |
| | | | | |
| | | | | |

2 Compensation of five highest-paid employees (other than those included on line 1—see instructions). If none, enter "NONE."

| (a) Name and address of each employee paid more than \$50,000 | (b) Title, and average hours per week devoted to position | (c) Compensation | (d) Contributions to employee benefit plans and deferred compensation | (e) Expense account, other allowances |
|---|---|------------------|---|---------------------------------------|
| NONE | | | | |
| | | | | |
| | | | | |
| | | | | |
| | | | | |
| Total number of other employees paid over \$50,000 | | | | NONE |

Part VIII Information About Officers, Directors, Trustees, Foundation Managers, Highly Paid Employees, and Contractors *(continued)***3** Five highest-paid independent contractors for professional services (see instructions). If none, enter "NONE."

| (a) Name and address of each person paid more than \$50,000 | (b) Type of service | (c) Compensation |
|---|--------------------------------|------------------|
| JAMES M. HARMON & CO., LTD 6125 GREEN BAY ROAD, SUITE 400, KENOSHA, WI 53142 | AUDITING, ACCOUNTING & TAX SVC | 94,400 |
| | | |
| | | |
| | | |
| | | |
| | | |

Total number of others receiving over \$50,000 for professional services

▶ NONE

Part IX-A Summary of Direct Charitable Activities

List the foundation's four largest direct charitable activities during the tax year. Include relevant statistical information such as the number of organizations and other beneficiaries served, conferences convened, research papers produced, etc.

Expenses

1 NOT APPLICABLE

2

3

4

Part IX-B Summary of Program-Related Investments (see instructions)

Describe the two largest program-related investments made by the foundation during the tax year on lines 1 and 2

Amount

1 NOT APPLICABLE

2

All other program-related investments See instructions

3

Total. Add lines 1 through 3

▶

Part X Minimum Investment Return (All domestic foundations must complete this part. Foreign foundations, see instructions.)

| | | | |
|----------|---|-----------|------------|
| 1 | Fair market value of assets not used (or held for use) directly in carrying out charitable, etc., purposes | | |
| a | Average monthly fair market value of securities | 1a | 25,115,484 |
| b | Average of monthly cash balances | 1b | 16,333,734 |
| c | Fair market value of all other assets (see instructions) | 1c | 3,163,879 |
| d | Total (add lines 1a, b, and c) | 1d | 44,613,097 |
| e | Reduction claimed for blockage or other factors reported on lines 1a and 1c (attach detailed explanation) | 1e | |
| 2 | Acquisition indebtedness applicable to line 1 assets | 2 | |
| 3 | Subtract line 2 from line 1d | 3 | 44,613,097 |
| 4 | Cash deemed held for charitable activities. Enter 1½ % of line 3 (for greater amount, see instructions) | 4 | 669,196 |
| 5 | Net value of noncharitable-use assets. Subtract line 4 from line 3. Enter here and on Part V, line 4 | 5 | 43,943,901 |
| 6 | Minimum investment return. Enter 5% of line 5 | 6 | 2,197,195 |

Part XI Distributable Amount (see instructions) (Section 4942(j)(3) and (j)(5) private operating foundations and certain foreign organizations check here ☐ and do not complete this part.)

| | | | |
|-----------|---|-----------|-----------|
| 1 | Minimum investment return from Part X, line 6 | 1 | 2,197,195 |
| 2a | Tax on investment income for 2016 from Part VI, line 5 | 2a | 24,199 |
| b | Income tax for 2016 (This does not include the tax from Part VI.) | 2b | |
| c | Add lines 2a and 2b | 2c | 24,199 |
| 3 | Distributable amount before adjustments. Subtract line 2c from line 1 | 3 | 2,172,996 |
| 4 | Recoveries of amounts treated as qualifying distributions | 4 | |
| 5 | Add lines 3 and 4 | 5 | 2,172,996 |
| 6 | Deduction from distributable amount (see instructions) | 6 | |
| 7 | Distributable amount as adjusted. Subtract line 6 from line 5. Enter here and on Part XIII, line 1 | 7 | 2,172,996 |

Part XII Qualifying Distributions (see instructions)

| | | | |
|----------|--|-----------|-----------|
| 1 | Amounts paid (including administrative expenses) to accomplish charitable, etc., purposes | | |
| a | Expenses, contributions, gifts, etc.—total from Part I, column (d), line 26 | 1a | 2,704,456 |
| b | Program-related investments—total from Part IX-B | 1b | |
| 2 | Amounts paid to acquire assets used (or held for use) directly in carrying out charitable, etc., purposes | 2 | |
| 3 | Amounts set aside for specific charitable projects that satisfy the | | |
| a | Suitability test (prior IRS approval required) | 3a | |
| b | Cash distribution test (attach the required schedule) | 3b | |
| 4 | Qualifying distributions. Add lines 1a through 3b. Enter here and on Part V, line 8, and Part XIII, line 4 | 4 | 2,704,456 |
| 5 | Foundations that qualify under section 4940(e) for the reduced rate of tax on net investment income. Enter 1% of Part I, line 27b (see instructions) | 5 | 24,199 |
| 6 | Adjusted qualifying distributions. Subtract line 5 from line 4 | 6 | 2,680,257 |

Note. The amount on line 6 will be used in Part V, column (b), in subsequent years when calculating whether the foundation qualifies for the section 4940(e) reduction of tax in those years.

Part XIII Undistributed Income (see instructions)

| | (a) Corpus | (b) Years prior to 2015 | (c) 2014 | (d) 2015 |
|---|---------------|----------------------------|-------------|-------------|
| 1 Distributable amount for 2016 from Part XI, line 7 | | | | 2,172,996 |
| 2 Undistributed income, if any, as of the end of 2016 | | | | |
| a Enter amount for 2015 only | | | | |
| b Total for prior years 20____, 20____, 20____ | | | | |
| 3 Excess distributions carryover, if any, to 2016 | | | | |
| a From 2011 | | | | |
| b From 2012 | | | | |
| c From 2013 | | | | |
| d From 2014 | | | | |
| e From 2015 | | | | 341,399 |
| f Total of lines 3a through e | 341,399 | | | |
| 4 Qualifying distributions for 2016 from Part XII, line 4 ▶ \$ 2,704,456 | | | | |
| a Applied to 2015, but not more than line 2a | | | | |
| b Applied to undistributed income of prior years (Election required—see instructions) | | | | |
| c Treated as distributions out of corpus (Election required—see instructions) | | | | |
| d Applied to 2016 distributable amount | | | | 2,172,996 |
| e Remaining amount distributed out of corpus | 531,460 | | | |
| 5 Excess distributions carryover applied to 2016 (If an amount appears in column (d), the same amount must be shown in column (a)) | | | | |
| 6 Enter the net total of each column as indicated below: | | | | |
| a Corpus Add lines 3f, 4c, and 4e Subtract line 5 | 872,859 | | | |
| b Prior years' undistributed income Subtract line 4b from line 2b | | | | |
| c Enter the amount of prior years' undistributed income for which a notice of deficiency has been issued, or on which the section 4942(a) tax has been previously assessed | | | | |
| d Subtract line 6c from line 6b Taxable amount—see instructions | | | | |
| e Undistributed income for 2015 Subtract line 4a from line 2a Taxable amount—see instructions | | | | |
| f Undistributed income for 2016 Subtract lines 4d and 5 from line 1 This amount must be distributed in 2017 | | | | |
| 7 Amounts treated as distributions out of corpus to satisfy requirements imposed by section 170(b)(1)(F) or 4942(g)(3) (Election may be required—see instructions) | | | | |
| 8 Excess distributions carryover from 2011 not applied on line 5 or line 7 (see instructions) | | | | |
| 9 Excess distributions carryover to 2017. Subtract lines 7 and 8 from line 6a | 872,859 | | | |
| 10 Analysis of line 9 | | | | |
| a Excess from 2012 | | | | |
| b Excess from 2013 | | | | |
| c Excess from 2014 | | | | |
| d Excess from 2015 | | | | 341,399 |
| e Excess from 2016 | | | | 531,460 |

N/A

- ☐ 4942(j)(3) or ☐ 4942(j)(5)
















- (4) Gross investment income

Part XV Supplementary Information (continued)**3 Grants and Contributions Paid During the Year or Approved for Future Payment**

| Recipient | | If recipient is an individual, show any relationship to any foundation manager or substantial contributor | Foundation status of recipient | Purpose of grant or contribution | Amount |
|---|--|---|--------------------------------|----------------------------------|----------------|
| Name and address (home or business) | | | | | |
| a Paid during the year SCHEDULE ATTACHED | | | | | 2,486,887 |
| Total | | | | | ▶ 3a 2,486,887 |
| b Approved for future payment | | | | | |
| Total | | | | | ▶ 3b |

Part XVII Information Regarding Transfers To and Transactions and Relationships With Noncharitable Exempt Organizations

- | | | |
|---|---|---|
| 1 | Did the organization directly or indirectly engage in any of the following with any other organization described in section 501(c) of the Code (other than section 501(c)(3) organizations) or in section 527, relating to political organizations? | |
| a | Transfers from the reporting foundation to a noncharitable exempt organization of | |
| | (1) Cash | 1 |
| | (2) Other assets | 1 |
| b | Other transactions | |
| | (1) Sales of assets to a noncharitable exempt organization | 1 |
| | (2) Purchases of assets from a noncharitable exempt organization | 1 |
| | (3) Rental of facilities, equipment, or other assets | 1 |
| | (4) Reimbursement arrangements | 1 |
| | (5) Loans or loan guarantees | 1 |
| | (6) Performance of services or membership or fundraising solicitations | 1 |
| c | Sharing of facilities, equipment, mailing lists, other assets, or paid employees | |
| d | If the answer to any of the above is "Yes," complete the following schedule. Column (b) should always show the fair market value of the goods, other assets, or services given by the reporting foundation. If the foundation received less than fair market value in any transaction or sharing arrangement, show in column (d) the value of the goods, other assets, or services received | |

| | Yes | No |
|---|---|---|
|  |  |  |
| 1a(1) |  | X |
| 1a(2) |  | X |
|  |  |  |
| 1b(1) |  | X |
| 1b(2) |  | X |
| 1b(3) |  | X |
| 1b(4) |  | X |
| 1b(5) |  | X |
| 1b(6) |  | X |
| 1c |  | X |

[illegible]

- 2a** Is the foundation directly or indirectly affiliated with, or related to, one or more tax-exempt organizations described in section 501(c) of the Code (other than section 501(c)(3)) or in section 527?

☐ Yes ☒ No

- b** If "Yes," complete the following schedule

| (a) Name of organization | (b) Type of organization | (c) Description of relationship |
|--------------------------|--------------------------|---------------------------------|
| | | |
| | | |
| | | |
| | | |
| | | |

**Sign
Here**

Under penalties of perjury, I declare that I have examined this return, including accompanying schedules and statements, and to the best of my knowledge and belief, it is true, correct, and complete. Declaration of preparer (other than taxpayer) is based on all information of which preparer has any knowledge.

Signature of officer or trustee

3/8/2017
Date

TRUSTEE
Title

May the IRS discuss this return with the preparer shown below (see instructions)? ☒ Yes ☐ No

**Paid
Preparer
Use Only**

Pnnt/Type preparer's name
JAMES M HARMON CPA

Preparer's signature

Date

Check ☐ if self-employed

PTIN

Firm's name ▶ JAMES M HARMON & CO, LTD

Firm's EIN ▶ 39-1286303

Firm's address ► 6125 GREEN BAY ROAD, SUITE 400, KENOSHA, WI 53142-2928

Phone no (262) 654-5348

DAVID A. STRAZ, JR. FOUNDATION
SCHEDULE ATTACHED TO FORM 990-PF RETURN OF PRIVATE FOUNDATION
FOR THE YEAR ENDED DECEMBER 31, 2016

PART I - LINE 16a - LEGAL FEES
LEGAL FEES REGARDING INVESTMENTS

\$ 291

PART I - LINE 16b - ACCOUNTING FEES
AUDITING, ACCOUNTING & TAX SERVICE

\$ 94,400

PART I - LINE 16c - OTHER PROFESSIONAL FEES

| | | |
|---------------------|--------------|------------------|
| EMPLOYMENT FEE | \$ 8,800 | |
| ADVISORY FEES | 1,200 | |
| SECURITY | 46,117 | |
| COMPUTER CONSULTING | <u>2,846</u> | |
| TOTAL | | <u>\$ 58,963</u> |

PART I - LINE 18 - TAXES

| | | |
|--------------------|---------------|------------------|
| FOREIGN TAX | \$ 2,565 | |
| FEDERAL EXCISE TAX | <u>24,199</u> | |
| TOTAL | | <u>\$ 26,764</u> |

PART I - LINE 19 - DEPRECIATION

| PROPERTY DESCRIPTION | DATE ACQUIRED | COST | ACCUMULATED DEPRECIATION PRIOR YEARS | METHOD | LIFE | CURRENT YEAR DEPRECIATION |
|-----------------------------------|------------------|-------------------|--|--------|-------|---------------------------------|
| OFFICE FURNISHINGS & EQUIPMENT | VARIOUS | <u>\$ 591,556</u> | <u>\$ 591,556</u> | S.L. | 12YRS | <u>\$ -0-</u> |

PART I - LINE 23 - OTHER EXPENSES

| | | |
|-----------------------------|---------------|------------------|
| DUES & SUBSCRIPTIONS | \$ 397 | |
| CABLE TELEVISION & INTERNET | 2,738 | |
| TELEPHONE | 12,574 | |
| OFFICE EXPENSE | 17,510 | |
| INSURANCE | <u>28,085</u> | |
| TOTAL | | <u>\$ 61,304</u> |

PART II - LINE 7 - OTHER NOTES AND LOAN RECEIVABLE

| | | |
|----------------------------------|------------------|--------------------|
| WALTON STREET REAL ESTATE | \$1,200,000 | |
| GENERAL SPORTS BASEBALL, LLC | 500,000 | |
| GF DBI, III, LLC | 546,035 | |
| PALM SPRING HOTEL & RESORT, INC. | 1,167,766 | |
| ARENA LIMITED SPV, LLC | 2,000,000 | |
| GF DBI, LLC | 58,341 | |
| STONEHILL STRATEGIC HOTEL | 635,545 | |
| GF DBI, II, LLC | 77,831 | |
| OSPREY CAPITAL OPPORTUNITY | <u>1,408,000</u> | |
| TOTAL | | <u>\$7,593,518</u> |

DAVID A. STRAZ, JR. FOUNDATION
SCHEDULE ATTACHED TO FORM 990-PF RETURN OF PRIVATE FOUNDATION
FOR THE YEAR ENDED DECEMBER 31, 2016

PART II - LINE 10b - INVESTMENTS - CORPORATE STOCK

| <u>NUMBER</u> <u>OF SHARES</u> | <u>DESCRIPTION</u> | <u>BOOK</u> <u>VALUE</u> |
|-----------------------------------|--------------------|-----------------------------|
| 304,202.68 | CRIUS ENERGY TRUST | \$ 2,312,967 |
| 50,000 | AMAZON.COM, INC. | 37,493,500 |
| 1,743,783 | THE BANK OF NEVIS | 3,121,371 |
| | TOTAL | <u>\$42,927,838</u> |

PART II - LINE 13 - INVESTMENTS - OTHER

| | <u>BOOK</u> <u>VALUE</u> |
|---------------------------------|-----------------------------|
| 2300 OZ. GOLD AMERICAN EAGLES | \$ 2,808,338 |
| 1700 OZ. SILVER AMERICAN EAGLES | 78,846 |
| TOTAL | <u>\$ 2,887,184</u> |

DAVID A. STRAZ, JR. FOUNDATION
SCHEDULE ATTACHED TO FORM 990-PF RETURN OF PRIVATE FOUNDATION
FOR THE YEAR ENDED DECEMBER 31, 2016

PAGE 1 OF 17

PART IV-CAPITAL GAINS AND LOSSES FOR TAX ON INVESTMENT INCOME

| NUMBER OF SHARES | DESCRIPTION | HOW ACQ. | DATE ACQ. | DATE SOLD | SALES PRICE | COST | GAIN (LOSS) |
|---------------------|---------------------------|-------------|--------------|--------------|----------------|--------------|----------------|
| 13,842 | CRIUS ENERGY TRUST | P | 12/18/2012 | 6/24/2016 | 59,955 00 | 105,250 00 | -45,295 00 |
| 186,891 | CRIUS ENERGY TRUST | P | 12/18/2012 | 6/24/2016 | 809,472 00 | 1,421,002 00 | -611,530 00 |
| 50,000 | ANNALY CAPITAL MANAGEMENT | P | 8/26/2015 | 8/5/2016 | 554,947 00 | 498,353 00 | 56,594 00 |
| 5,000 | ANNALY CAPITAL MANAGEMENT | P | 8/28/2015 | 8/5/2016 | 55,495 00 | 49,655 00 | 5,840 00 |
| 5,000 | ANNALY CAPITAL MANAGEMENT | P | 10/29/2015 | 8/5/2016 | 55,495 00 | 49,355 00 | 6,140 00 |
| 5,000 | ANNALY CAPITAL MANAGEMENT | P | 11/2/2015 | 8/5/2016 | 55,495 00 | 49,504 00 | 5,991 00 |
| 5,000 | ANNALY CAPITAL MANAGEMENT | P | 11/6/2015 | 8/5/2016 | 55,495 00 | 47,358 00 | 8,137 00 |
| 10,000 | ANNALY CAPITAL MANAGEMENT | P | 12/11/2015 | 8/5/2016 | 110,989.00 | 92,408 00 | 18,581 00 |
| 10,000 | ANNALY CAPITAL MANAGEMENT | P | 1/7/2016 | 8/5/2016 | 110,989 00 | 94,808 00 | 16,181 00 |
| 10,000 | ANNALY CAPITAL MANAGEMENT | P | 1/20/2016 | 8/5/2016 | 110,989 00 | 84,508 00 | 26,481 00 |
| 40,000 | ANNALY CAPITAL MANAGEMENT | P | 6/27/2016 | 8/5/2016 | 443,958 00 | 435,424 00 | 8,534 00 |
| 20,000 | GOVERNMENT PROPERTIES | P | 8/26/2015 | 10/5/2016 | 416,553 00 | 308,794 00 | 107,759 00 |
| 2,000 | GOVERNMENT PROPERTIES | P | 9/3/2015 | 10/5/2016 | 41,655 00 | 31,508 00 | 10,147 00 |
| 3,000 | GOVERNMENT PROPERTIES | P | 9/24/2015 | 10/5/2016 | 62,483 00 | 47,888 00 | 14,595 00 |
| 5,000 | GOVERNMENT PROPERTIES | P | 9/28/2015 | 10/5/2016 | 104,138 00 | 79,158 00 | 24,980 00 |
| 5,000 | GOVERNMENT PROPERTIES | P | 11/6/2015 | 10/5/2016 | 104,138 00 | 80,950 00 | 23,188 00 |
| 5,000 | GOVERNMENT PROPERTIES | P | 12/15/2015 | 10/5/2016 | 104,138 00 | 78,651 00 | 25,487 00 |
| 5,000 | GOVERNMENT PROPERTIES | P | 1/5/2016 | 10/5/2016 | 104,138 00 | 78,693 00 | 25,445 00 |
| 10,000 | GOVERNMENT PROPERTIES | P | 1/19/2016 | 10/5/2016 | 208,276 00 | 135,373 00 | 72,903 00 |
| 1,769 | GOVERNMENT PROPERTIES | P | 4/12/2016 | 10/5/2016 | 36,844 00 | 31,935 00 | 4,909 00 |
| 3,231 | GOVERNMENT PROPERTIES | P | 4/13/2016 | 10/5/2016 | 67,294 00 | 58,450 00 | 8,844 00 |
| 10,000 | GOVERNMENT PROPERTIES | P | 8/11/2016 | 10/5/2016 | 208,276 00 | 237,346 00 | -29,070 00 |
| 10,000 | GOVERNMENT PROPERTIES | P | 8/23/2016 | 10/5/2016 | 208,276 00 | 232,598 00 | -24,322 00 |
| 5,000 | GOVERNMENT PROPERTIES | P | 9/9/2016 | 10/5/2016 | 104,138 00 | 116,903 00 | -12,765 00 |

DAVID A. STRAZ, JR. FOUNDATION
SCHEDULE ATTACHED TO FORM 990-PF RETURN OF PRIVATE FOUNDATION
FOR THE YEAR ENDED DECEMBER 31, 2016

PAGE 2 OF 17

PART IV-CAPITAL GAINS AND LOSSES FOR TAX ON INVESTMENT INCOME

| NUMBER OF SHARES | DESCRIPTION | HOW ACQ. | DATE ACQ. | DATE SOLD | SALES PRICE | COST | GAIN (LOSS) |
|---------------------|-----------------------------|-------------|--------------|--------------|----------------|------------|----------------|
| 10,000 | GOVERNMENT PROPERTIES | P | 9/30/2016 | 10/5/2016 | 208,276 00 | 228,207 00 | -19,931 00 |
| 4,000 | CARE CAPITAL PROPERTIES INC | P | 6/10/2016 | 6/23/2016 | 100,074 00 | 106,557 00 | -6,483 00 |
| 5,000 | CARE CAPITAL PROPERTIES INC | P | 6/22/2016 | 6/23/2016 | 125,092 00 | 128,519 00 | -3,427 00 |
| 7,107 | SELECT INCOME REIT | P | 8/26/2015 | 10/5/2016 | 178,008 00 | 128,570 00 | 49,438 00 |
| 2,893 | SELECT INCOME REIT | P | 8/31/2015 | 10/5/2016 | 72,461 00 | 54,254 00 | 18,207 00 |
| 5,000 | SELECT INCOME REIT | P | 9/1/2015 | 10/5/2016 | 125,235 00 | 91,558 00 | 33,677 00 |
| 5,000 | SELECT INCOME REIT | P | 9/24/2015 | 10/5/2016 | 125,235 00 | 95,057 00 | 30,178 00 |
| 5,000 | SELECT INCOME REIT | P | 9/28/2015 | 10/15/2016 | 125,235 00 | 93,770 00 | 31,465 00 |
| 5,000 | SELECT INCOME REIT | P | 12/21/2015 | 10/5/2016 | 125,235 00 | 97,757 00 | 27,478 00 |
| 6,000 | BP-PLC | P | 12/11/2015 | 9/30/2016 | 211,213 00 | 185,158 00 | 26,055 00 |
| 4,000 | BP-PLC | P | 12/24/2015 | 9/30/2016 | 140,809 00 | 128,848 00 | 11,961 00 |
| 5,000 | BP-PLC | P | 2/2/2016 | 9/30/2016 | 176,011 00 | 145,141 00 | 30,870 00 |
| 5,000 | BP-PLC | P | 2/5/2016 | 9/30/2016 | 176,011 00 | 152,606 00 | 23,405 00 |
| 5,000 | BP-PLC | P | 3/7/2016 | 9/30/2016 | 176,011 00 | 154,256 00 | 21,755 00 |
| 10,000 | BP-PLC | P | 3/8/2016 | 9/30/2016 | 352,022 00 | 303,489 00 | 48,533 00 |
| 2,611 | HOLLY ENERGY PARTNERS | P | VARIOUS | 9/22/2016 | 92,211 00 | 82,233 00 | 9,978 00 |
| 204 | HOLLY ENERGY PARTNERS | P | VARIOUS | 9/23/2016 | 7,147 00 | 6,290 00 | 857 00 |
| 27,185 | HOLLY ENERGY PARTNERS | P | VARIOUS | 9/26/2016 | 930,819 00 | 856,328 00 | 74,491 00 |
| 5,000 | POTASH CORP OF SAS | P | 9/10/2015 | 8/4/2016 | 76,653 00 | 127,253 00 | -50,600 00 |
| 5,000 | POTASH CORP OF SAS | P | 9/11/2015 | 8/4/2016 | 76,653 00 | 124,651 00 | -47,998 00 |
| 10,000 | POTASH CORP OF SAS | P | 10/5/2015 | 8/4/2016 | 153,305 00 | 210,508 00 | -57,203 00 |
| 5,000 | POTASH CORP OF SAS | P | 10/30/2015 | 8/4/2016 | 76,653 00 | 101,058 00 | -24,405 00 |
| 5,000 | POTASH CORP OF SAS | P | 11/10/2015 | 8/4/2016 | 76,653 00 | 101,105 00 | -24,452 00 |
| 5,000 | POTASH CORP OF SAS | P | 12/11/2015 | 8/4/2016 | 76,653 00 | 87,998 00 | -11,345 00 |

DAVID A. STRAZ, JR. FOUNDATION
SCHEDULE ATTACHED TO FORM 990-PF RETURN OF PRIVATE FOUNDATION
FOR THE YEAR ENDED DECEMBER 31, 2016

PAGE 3 OF 17

PART IV-CAPITAL GAINS AND LOSSES FOR TAX ON INVESTMENT INCOME

| NUMBER OF SHARES | DESCRIPTION | HOW ACQ. | DATE ACQ. | DATE SOLD | SALES PRICE | COST | GAIN (LOSS) |
|---------------------|--------------------------|-------------|--------------|--------------|----------------|---------------|----------------|
| 10,000 | POTASH CORP OF SAS | P | 1/6/2016 | 8/4/2016 | 153,305 00 | 160,886 00 | -7,581 00 |
| 10,000 | POTASH CORP OF SAS | P | 5/24/2016 | 8/4/2016 | 153,305 00 | 165,308 00 | -12,003 00 |
| 5,000 | POTASH CORP OF SAS | P | 6/8/2016 | 8/4/2016 | 76,653 00 | 88,678 00 | -12,025 00 |
| 5,000 | DUPONT FABROS TECHNOLOGY | P | 8/26/2015 | 7/8/2016 | 238,882 00 | 132,908 00 | 105,974 00 |
| 5,000 | DUPONT FABROS TECHNOLOGY | P | 9/1/2015 | 7/8/2016 | 238,882 00 | 129,808 00 | 109,074 00 |
| 3,000 | DUPONT FABROS TECHNOLOGY | P | 9/16/2015 | 7/8/2016 | 143,329 00 | 80,138 00 | 63,191 00 |
| 5,000 | DUPONT FABROS TECHNOLOGY | P | 11/13/2015 | 7/8/2016 | 238,882 00 | 160,058 00 | 78,824 00 |
| 5,000 | DUPONT FABROS TECHNOLOGY | P | 1/4/2016 | 7/8/2016 | 238,882 00 | 156,612 00 | 82,270 00 |
| 3,000 | DUPONT FABROS TECHNOLOGY | P | 3/13/2016 | 7/8/2016 | 143,329 00 | 107,747 00 | 35,582 00 |
| 8,100 | AMAZON COM INC | P | 5/16/2016 | 5/21/2016 | 5,467,372 00 | 5,686,451 00 | -219,079 00 |
| 10,000 | AMAZON COM INC | P | 5/17/2016 | 5/21/2016 | 6,749,842 00 | 7,058,508 00 | -308,666 00 |
| 8,100 | AMAZON COM INC | P | 5/13/2016 | 5/21/2016 | 5,750,855 00 | 5,756,113 00 | -5,258 00 |
| 1,900 | AMAZON COM INC | P | 5/13/2016 | 5/28/2016 | 1,339,471 00 | 1,350,197 00 | -10,726 00 |
| 8,100 | AMAZON COM INC | P | 5/23/2016 | 5/28/2016 | 5,710,376 00 | 5,711,869 00 | -1,493 00 |
| 10,000 | AMAZON COM INC | P | 5/23/2016 | 5/28/2016 | 6,749,853 00 | 6,993,272 00 | -243,419 00 |
| 10,000 | AMAZON.COM INC | P | 5/26/2016 | 5/28/2016 | 7,074,846 00 | 7,134,997 00 | -60,151 00 |
| 10,000 | AMAZON COM INC | P | 5/27/2016 | 5/28/2016 | 7,099,825 00 | 7,136,608 00 | -36,783 00 |
| 10,000 | AMAZON COM INC | P | 5/31/2016 | 6/4/2016 | 6,999,847 00 | 7,193,508 00 | -193,661 00 |
| 10,000 | AMAZON COM INC | P | 5/31/2016 | 6/4/2016 | 7,049,846.00 | 7,194,889 00 | -145,043.00 |
| 10,000 | AMAZON COM INC | P | 6/2/2016 | 6/4/2016 | 7,149,824 00 | 7,244,508 00 | -94,684 00 |
| 20,000 | AMAZON COM INC | P | 6/3/2016 | 6/11/2016 | 13,999,675.00 | 14,504,602 00 | -504,927 00 |
| 10,000 | AMAZON COM INC | P | 6/8/2016 | 6/18/2016 | 6,999,827 00 | 7,262,508 00 | -262,681 00 |
| 20,000 | AMAZON COM INC | P | 6/20/2016 | 6/20/2016 | 14,392,884 00 | 14,276,946 00 | 115,938 00 |
| 10,000 | AMAZON COM INC | P | 6/21/2016 | 6/25/2016 | 6,899,830 00 | 7,161,506 00 | -261,676 00 |

DAVID A. STRAZ, JR. FOUNDATION
SCHEDULE ATTACHED TO FORM 990-PF RETURN OF PRIVATE FOUNDATION
FOR THE YEAR ENDED DECEMBER 31, 2016

PAGE 4 OF 17

PART IV-CAPITAL GAINS AND LOSSES FOR TAX ON INVESTMENT INCOME

| NUMBER OF SHARES | DESCRIPTION | HOW ACQ. | DATE ACQ. | DATE SOLD | SALES PRICE | COST | GAIN (LOSS) |
|---------------------|----------------|-------------|--------------|--------------|----------------|---------------|----------------|
| 10,000 | AMAZON COM INC | P | 6/24/2016 | 7/2/2016 | 6,899,836 00 | 7,070,688 00 | -170,852 00 |
| 5,000 | AMAZON COM INC | P | 6/27/2016 | 7/2/2016 | 3,449,918 00 | 3,461,257 00 | -11,339 00 |
| 5,000 | AMAZON COM INC | P | 6/28/2016 | 6/28/2016 | 3,514,915 00 | 3,502,895 00 | 12,020 00 |
| 5,000 | AMAZON COM INC | P | 6/28/2016 | 6/29/2016 | 3,502,895 00 | 3,502,895 00 | 0 00 |
| 5,000 | AMAZON COM INC | P | 6/28/2016 | 6/29/2016 | 3,502,895 00 | 3,502,895 00 | 0 00 |
| 5,000 | AMAZON COM INC | P | 6/28/2016 | 6/29/2016 | 3,579,695 00 | 3,502,895 00 | 76,800 00 |
| 10,000 | AMAZON COM INC | P | 6/29/2016 | 6/29/2016 | 7,159,390 00 | 7,162,497 00 | -3,107 00 |
| 20,000 | AMAZON COM INC | P | 7/6/2015 | 7/15/2016 | 13,799,679 00 | 14,732,155 00 | -932,476 00 |
| 10,000 | AMAZON COM INC | P | 7/11/2016 | 7/30/2016 | 7,499,817 00 | 7,516,577 00 | -16,760 00 |
| 10,000 | AMAZON COM INC | P | 7/20/2016 | 7/30/2016 | 6,499,858 00 | 7,443,723.00 | -943,865 00 |
| 10,000 | AMAZON COM INC | P | 7/27/2016 | 8/6/2016 | 6,499,858 00 | 7,345,708 00 | -845,850 00 |
| 10,000 | AMAZON COM INC | P | 7/29/2016 | 8/13/2016 | 6,999,827 00 | 7,570,138 00 | -570,311 00 |
| 10,000 | AMAZON COM INC | P | 8/2/2016 | 8/6/2016 | 7,449,818 00 | 7,617,608 00 | -167,790 00 |
| 10,000 | AMAZON COM INC | P | 8/5/2016 | 8/13/2016 | 7,699,832 00 | 7,679,807 00 | 20,025 00 |
| 10,000 | AMAZON COM INC | P | 8/5/2016 | 8/13/2016 | 7,549,835 00 | 7,676,008 00 | -126,173 00 |
| 2,800 | AMAZON COM INC | P | 8/23/2016 | 8/27/2016 | 2,071,935 00 | 2,133,713.00 | -61,778 00 |
| 20,000 | AMAZON COM INC | P | 8/29/2016 | 9/3/2016 | 14,999,660 00 | 15,449,175 00 | -449,515 00 |
| 10,000 | AMAZON COM INC | P | 8/31/2016 | 9/3/2016 | 7,499,830 00 | 7,661,488 00 | -161,658 00 |
| 20,000 | AMAZON COM INC | P | 9/2/2016 | 9/10/2016 | 14,999,653 00 | 15,500,008 00 | -500,355 00 |
| 20,000 | AMAZON COM INC | P | 9/6/2016 | 9/10/2016 | 14,999,653 00 | 15,596,744 00 | -597,091 00 |
| 10,000 | AMAZON COM INC | P | 9/12/2016 | 9/17/2016 | 7,749,824 00 | 7,618,468 00 | 131,356 00 |
| 30,000 | AMAZON COM INC | P | 9/16/2023 | 9/23/2016 | 22,499,510 00 | 23,335,924 00 | -836,414 00 |
| 20,000 | AMAZON COM INC | P | 9/10/2016 | 9/17/2016 | 15,499,649 00 | 15,500,008 00 | -359 00 |
| 10,000 | AMAZON COM INC | P | 9/21/2016 | 9/23/2016 | 7,849,809 00 | 7,827,310 00 | 22,499 00 |

DAVID A. STRAZ, JR. FOUNDATION
SCHEDULE ATTACHED TO FORM 990-PF RETURN OF PRIVATE FOUNDATION
FOR THE YEAR ENDED DECEMBER 31, 2016

PAGE 5 OF 17

PART IV-CAPITAL GAINS AND LOSSES FOR TAX ON INVESTMENT INCOME

| NUMBER OF SHARES | DESCRIPTION | HOW ACQ. | DATE ACQ. | DATE SOLD | SALES PRICE | COST | GAIN (LOSS) |
|---------------------|----------------------------|-------------|--------------|--------------|----------------|---------------|----------------|
| 10,000 | AMAZON COM INC | P | 9/22/2016 | 9/23/2016 | 8,049,825 00 | 7,978,385 00 | 71,440 00 |
| 20,000 | AMAZON COM INC | P | 9/26/2016 | 10/8/2016 | 14,999,653 00 | 16,072,816 00 | -1,073,163.00 |
| 20,000 | AMAZON COM INC | P | 9/28/2016 | 9/30/2016 | 16,499,627.00 | 16,422,647.00 | 76,980 00 |
| 200 | AMAZON COM INC | P | 9/30/2016 | 10/1/2016 | 166,996 00 | 167,655 00 | -659 00 |
| 10,000 | AMAZON COM INC | P | 9/30/2016 | 10/1/2016 | 8,249,813.00 | 8,329,136 00 | -79,323.00 |
| 10,000 | AMAZON COM INC | P | 9/30/2016 | 10/1/2016 | 8,349,818 00 | 8,340,608 00 | 9,210 00 |
| 10,000 | AMAZON COM INC | P | 10/5/2016 | 10/8/2016 | 8,299,819 00 | 8,445,708 00 | -145,889 00 |
| 5,000 | ROYAL DUTCH SHELL | P | 12/10/2015 | 9/21/2016 | 239,062.00 | 232,293 00 | 6,769.00 |
| 5,000 | ROYAL DUTCH SHELL | P | 12/11/2015 | 9/21/2016 | 239,062 00 | 223,349 00 | 15,713.00 |
| 3,000 | ROYAL DUTCH SHELL | P | 3/7/2016 | 9/21/2016 | 143,437 00 | 141,558 00 | 1,879 00 |
| 5,000 | ROYAL DUTCH SHELL | P | 3/8/2016 | 9/21/2016 | 239,062 00 | 235,707 00 | 3,355 00 |
| 7,000 | ROYAL DUTCH SHELL | P | 8/5/2016 | 9/21/2016 | 334,686 00 | 350,577 00 | -15,891 00 |
| 5,000 | ROYAL DUTCH SHELL | P | 8/8/2016 | 9/21/2016 | 239,062 00 | 250,808 00 | -11,746.00 |
| 10,000 | ENBRIDGE ENERGY PARTNERS | P | 8/26/2015 | 3/1/2016 | 167,294 00 | 255,508 00 | -88,214 00 |
| 5,000 | ENBRIDGE ENERGY PARTNERS | P | 9/1/2015 | 3/1/2016 | 83,647 00 | 139,508 00 | -55,861 00 |
| 5,000 | ENBRIDGE ENERGY PARTNERS | P | 10/22/2015 | 3/1/2016 | 83,647 00 | 136,197 00 | -52,550 00 |
| 10,000 | ENBRIDGE ENERGY PARTNERS | P | 1/27/2016 | 3/1/2016 | 167,294 00 | 163,465.00 | 3,829 00 |
| 20,000 | FRANKLIN STREET PROPERTIES | P | 8/31/2015 | 10/26/2016 | 229,838.00 | 210,016.00 | 19,822 00 |
| 4,000 | FRANKLIN STREET PROPERTIES | P | 9/15/2015 | 10/26/2016 | 53,575 00 | 48,723 00 | 4,852 00 |
| 2,338 | FRANKLIN STREET PROPERTIES | P | 9/17/2015 | 10/26/2016 | 26,868 00 | 24,908 00 | 1,960 00 |
| 5,000 | FRANKLIN STREET PROPERTIES | P | 10/9/2015 | 10/26/2016 | 57,460 00 | 56,708 00 | 752 00 |
| 13,000 | FRANKLIN STREET PROPERTIES | P | 10/20/2016 | 10/26/2016 | 149,395 00 | 151,539 00 | -2,144.00 |
| 10,000 | FRANKLIN STREET PROPERTIES | P | 10/28/2015 | 10/26/2016 | 114,919 00 | 106,893 00 | 8,026.00 |
| 5,000 | FRANKLIN STREET PROPERTIES | P | 11/6/2015 | 10/26/2016 | 57,460 00 | 51,178 00 | 6,282 00 |

DAVID A. STRAZ, JR. FOUNDATION
SCHEDULE ATTACHED TO FORM 990-PF RETURN OF PRIVATE FOUNDATION
FOR THE YEAR ENDED DECEMBER 31, 2016

PAGE 6 OF 17

PART IV-CAPITAL GAINS AND LOSSES FOR TAX ON INVESTMENT INCOME

| NUMBER OF SHARES | DESCRIPTION | HOW ACQ. | DATE ACQ. | DATE SOLD | SALES PRICE | COST | GAIN (LOSS) |
|---------------------|-----------------------------|-------------|--------------|--------------|----------------|------------|----------------|
| 20,000 | FRANKLIN STREET PROPERTIES | P | 4/12/2016 | 10/26/2016 | 229,838 00 | 215,216 00 | 14,622.00 |
| 10,000 | FRANKLIN STREET PROPERTIES | P | 4/13/2016 | 10/26/2016 | 114,919 00 | 107,308 00 | 7,611 00 |
| 232 | FRANKLIN STREET PROPERTIES | P | 4/14/2016 | 10/26/2016 | 2,666 00 | 2,489 00 | 177 00 |
| 4,768 | FRANKLIN STREET PROPERTIES | P | 4/19/2016 | 10/26/2016 | 54,793 00 | 52,786 00 | 2,007 00 |
| 5,000 | FRANKLIN STREET PROPERTIES | P | 8/1/2016 | 10/26/2016 | 57,460.00 | 64,002 00 | -6,542.00 |
| 700 | FRANKLIN STREET PROPERTIES | P | 8/4/2016 | 10/26/2016 | 8,044 00 | 8,912.00 | -868.00 |
| 9,300 | FRANKLIN STREET PROPERTIES | P | 8/5/2016 | 10/26/2016 | 106,875 00 | 119,885.00 | -13,010.00 |
| 20,000 | FRANKLIN STREET PROPERTIES | P | 8/11/2016 | 10/26/2016 | 229,838 00 | 246,715 00 | -16,877 00 |
| 6,538 | FRANKLIN STREET PROPERTIES | P | 8/26/2016 | 10/26/2016 | 75,134 00 | 81,787 00 | -6,653 00 |
| 3,462 | FRANKLIN STREET PROPERTIES | P | 8/30/2016 | 10/26/2016 | 39,785 00 | 43,557 00 | -3,772 00 |
| 30,000 | FRANKLIN STREET PROPERTIES | P | 9/9/2016 | 10/26/2016 | 344,757 00 | 375,310 00 | -30,553 00 |
| 10,000 | CBL & ASSOCIATES PROPERTIES | P | 8/31/2015 | 6/28/2016 | 90,145 00 | 150,121 00 | -59,976 00 |
| 5,000 | CBL & ASSOCIATES PROPERTIES | P | 9/1/2015 | 6/28/2016 | 45,073 00 | 73,308 00 | -28,235 00 |
| 5,000 | CBL & ASSOCIATES PROPERTIES | P | 9/2/2015 | 6/28/2016 | 45,073 00 | 72,758 00 | -27,685 00 |
| 5,000 | CBL & ASSOCIATES PROPERTIES | P | 9/9/2015 | 6/28/2016 | 45,073 00 | 71,227.00 | -26,154 00 |
| 5,000 | CBL & ASSOCIATES PROPERTIES | P | 9/22/2015 | 6/28/2016 | 45,073 00 | 73,435 00 | -28,362 00 |
| 5,000 | CBL & ASSOCIATES PROPERTIES | P | 10/9/2015 | 6/28/2016 | 45,073.00 | 73,955 00 | -28,882 00 |
| 5,000 | CBL & ASSOCIATES PROPERTIES | P | 10/23/2015 | 6/28/2016 | 45,073 00 | 74,258.00 | -29,185.00 |
| 1,707 | CBL & ASSOCIATES PROPERTIES | P | 10/29/2015 | 6/28/2016 | 15,388.00 | 24,947 00 | -9,559 00 |
| 3,293 | CBL & ASSOCIATES PROPERTIES | P | 11/2/2015 | 6/28/2016 | 29,685 00 | 48,084.00 | -18,399 00 |
| 5,000 | CBL & ASSOCIATES PROPERTIES | P | 11/6/2015 | 6/28/2016 | 45,073.00 | 69,958.00 | -24,885 00 |
| 5,000 | CBL & ASSOCIATES PROPERTIES | P | 11/9/2015 | 6/28/2016 | 45,073.00 | 67,856 00 | -22,783 00 |
| 5,000 | CBL & ASSOCIATES PROPERTIES | P | 11/13/2015 | 6/28/2016 | 45,073 00 | 66,751.00 | -21,678.00 |
| 10,000 | CBL & ASSOCIATES PROPERTIES | P | 12/18/2015 | 6/28/2016 | 90,145 00 | 125,108 00 | -34,963 00 |

DAVID A. STRAZ, JR. FOUNDATION
SCHEDULE ATTACHED TO FORM 990-PF RETURN OF PRIVATE FOUNDATION
FOR THE YEAR ENDED DECEMBER 31, 2016

PAGE 7 OF 17

PART IV-CAPITAL GAINS AND LOSSES FOR TAX ON INVESTMENT INCOME

| NUMBER OF SHARES | DESCRIPTION | HOW ACQ. | DATE ACQ. | DATE SOLD | SALES PRICE | COST | GAIN (LOSS) |
|---------------------|-----------------------------|-------------|--------------|--------------|----------------|------------|----------------|
| 10,000 | CBL & ASSOCIATES PROPERTIES | P | 3/2/2016 | 6/28/2016 | 90,145 00 | 122,490 00 | -32,345 00 |
| 10,000 | CBL & ASSOCIATES PROPERTIES | P | 3/28/2016 | 6/28/2016 | 90,145 00 | 113,245.00 | -23,100 00 |
| 10,000 | STAG INDUSTRIAL INC | P | 8/31/2015 | 10/14/2016 | 229,353 00 | 172,339 00 | 57,014 00 |
| 5,000 | STAG INDUSTRIAL INC | P | 9/1/2015 | 10/14/2016 | 114,676.00 | 84,649 00 | 30,027 00 |
| 485 | STAG INDUSTRIAL INC | P | 9/15/2015 | 10/14/2016 | 11,124 00 | 8,350.00 | 2,774 00 |
| 5,000 | STAG INDUSTRIAL INC | P | 9/24/2015 | 10/14/2016 | 114,676 00 | 90,402.00 | 24,274 00 |
| 4,515 | STAG INDUSTRIAL INC | P | 10/7/2015 | 10/14/2016 | 103,553.00 | 85,886.00 | 17,667 00 |
| 3,000 | STAG INDUSTRIAL INC | P | 11/9/2015 | 10/14/2016 | 68,806 00 | 59,168.00 | 9,638 00 |
| 5,000 | STAG INDUSTRIAL INC | P | 12/1/2015 | 10/14/2016 | 114,676 00 | 101,349 00 | 13,327 00 |
| 10,000 | STAG INDUSTRIAL INC | P | 12/18/2015 | 10/14/2016 | 229,353 00 | 184,065 00 | 45,288 00 |
| 7,000 | STAG INDUSTRIAL INC | P | 12/21/2015 | 10/14/2016 | 160,547 00 | 127,334.00 | 33,213 00 |
| 5,000 | STAG INDUSTRIAL INC | P | 12/28/2015 | 10/14/2016 | 114,676 00 | 92,307 00 | 22,369 00 |
| 5,000 | STAG INDUSTRIAL INC | P | 1/26/2016 | 10/14/2016 | 114,676 00 | 85,090.00 | 29,586 00 |
| 10,000 | STAG INDUSTRIAL INC | P | 4/4/2016 | 10/14/2016 | 229,353 00 | 200,307 00 | 29,046 00 |
| 5,000 | STAG INDUSTRIAL INC | P | 4/20/2016 | 10/14/2016 | 114,676 00 | 101,411 00 | 13,265 00 |
| 5,000 | STAG INDUSTRIAL INC | P | 7/7/2016 | 10/14/2016 | 114,676 00 | 117,207.00 | -2,531 00 |
| 10,000 | STAG INDUSTRIAL INC | P | 8/3/2016 | 10/14/2016 | 229,353 00 | 248,003 00 | -18,650 00 |
| 10,000 | STAG INDUSTRIAL INC | P | 8/10/2016 | 10/14/2016 | 229,353 00 | 246,808 00 | -17,455 00 |
| 10,000 | STAG INDUSTRIAL INC | P | 8/26/2016 | 10/14/2016 | 229,353 00 | 244,008 00 | -14,655 00 |
| 2,000 | W P. CAREY INC | P | 8/31/2015 | 9/22/2016 | 133,896 00 | 116,628.00 | 17,268 00 |
| 2,000 | W P. CAREY INC | P | 9/1/2015 | 9/22/2016 | 133,896 00 | 113,768 00 | 20,128 00 |
| 1,000 | W P. CAREY INC | P | 9/3/2015 | 9/22/2016 | 66,948 00 | 57,188.00 | 9,760 00 |
| 1,000 | W. P. CAREY INC | P | 9/4/2015 | 9/22/2016 | 66,948 00 | 56,618 00 | 10,330 00 |
| 1,000 | W P. CAREY INC | P | 10/29/2015 | 9/22/2016 | 66,948 00 | 63,992.00 | 2,956 00 |

DAVID A. STRAZ, JR. FOUNDATION
SCHEDULE ATTACHED TO FORM 990-PF RETURN OF PRIVATE FOUNDATION
FOR THE YEAR ENDED DECEMBER 31, 2016

PAGE 8 OF 17

PART IV-CAPITAL GAINS AND LOSSES FOR TAX ON INVESTMENT INCOME

| NUMBER OF SHARES | DESCRIPTION | HOW ACQ. | DATE ACQ. | DATE SOLD | SALES PRICE | COST | GAIN (LOSS) |
|---------------------|------------------------|-------------|--------------|--------------|----------------|------------|----------------|
| 3,000 | W P CAREY INC | P | 11/30/2015 | 9/22/2016 | 200,844.00 | 185,558 00 | 15,286 00 |
| 2,000 | W P CAREY INC | P | 12/11/2015 | 9/22/2016 | 133,896 00 | 118,527 00 | 15,369.00 |
| 1,000 | W P CAREY INC | P | 3/2/2016 | 9/22/2016 | 66,948 00 | 57,943 00 | 9,005.00 |
| 3,000 | W P CAREY INC | P | 4/20/2016 | 9/22/2016 | 200,844 00 | 184,478 00 | 16,366 00 |
| 5,000 | THE SOUTHERN COMPANY | P | 9/4/2015 | 7/8/2016 | 269,745 00 | 210,235 00 | 59,510 00 |
| 2,000 | THE SOUTHERN COMPANY | P | 11/6/2015 | 7/8/2016 | 107,898 00 | 87,382 00 | 20,516 00 |
| 3,000 | THE SOUTHERN COMPANY | P | 12/3/2015 | 7/8/2016 | 161,847 00 | 131,823 00 | 30,024 00 |
| 10,000 | KIMCO REALTY CORP | P | 12/18/2015 | 7/8/2016 | 314,726.00 | 259,972 00 | 54,754 00 |
| 5,000 | KIMCO REALTY CORP | P | 12/24/2015 | 7/8/2016 | 157,363 00 | 132,107 00 | 25,256 00 |
| 10,000 | KIMCO REALTY CORP | P | 12/28/2015 | 7/8/2016 | 314,726 00 | 264,573 00 | 50,153 00 |
| 5,000 | TUPPERWARE BRANDS CORP | P | 9/4/2015 | 7/8/2016 | 285,847 00 | 258,008 00 | 27,839 00 |
| 2,000 | TUPPERWARE BRANDS CORP | P | 9/23/2015 | 7/8/2016 | 114,339 00 | 99,088 00 | 15,251 00 |
| 3,000 | TUPPERWARE BRANDS CORP | P | 11/30/2015 | 7/8/2016 | 171,508 00 | 170,182 00 | 1,326 00 |
| 1,000 | TUPPERWARE BRANDS CORP | P | 12/10/2015 | 7/8/2016 | 57,169 00 | 55,558 00 | 1,611 00 |
| 1,000 | TUPPERWARE BRANDS CORP | P | 12/18/2015 | 7/8/2016 | 57,169 00 | 54,358 00 | 2,811.00 |
| 3,000 | TUPPERWARE BRANDS CORP | P | 1/6/2016 | 7/8/2016 | 171,508 00 | 160,979 00 | 10,529 00 |
| 5,000 | TUPPERWARE BRANDS CORP | P | 1/27/2016 | 7/8/2016 | 285,847 00 | 218,593 00 | 67,254 00 |
| 5,000 | TUPPERWARE BRANDS CORP | P | 4/20/2016 | 7/8/2016 | 285,847.00 | 295,232 00 | -9,385 00 |
| 10,000 | GARMIN LTD | P | 12/10/2015 | 7/8/2016 | 432,981 00 | 374,463 00 | 58,518 00 |
| 5,000 | GARMIN LTD | P | 12/11/2015 | 7/8/2016 | 216,490 00 | 178,287 00 | 38,203 00 |
| 5,000 | GARMIN LTD | P | 3/4/2016 | 7/8/2016 | 216,490 00 | 204,979 00 | 11,511.00 |
| 10,000 | GENERAL MOTORS CORP | P | 9/28/2015 | 9/28/2016 | 317,645 00 | 289,396.00 | 28,249 00 |
| 5,000 | GENERAL MOTORS CORP | P | 5/30/2206 | 9/28/2016 | 158,823 00 | 180,658 00 | -21,835 00 |
| 7,000 | GENERAL MOTORS CORP | P | 12/11/2015 | 9/28/2016 | 222,351.00 | 242,477 00 | -20,126 00 |

DAVID A. STRAZ, JR. FOUNDATION
SCHEDULE ATTACHED TO FORM 990-PF RETURN OF PRIVATE FOUNDATION
FOR THE YEAR ENDED DECEMBER 31, 2016

PAGE 9 OF 17

PART IV-CAPITAL GAINS AND LOSSES FOR TAX ON INVESTMENT INCOME

| NUMBER OF SHARES | DESCRIPTION | HOW ACQ. | DATE ACQ. | DATE SOLD | SALES PRICE | COST | GAIN (LOSS) |
|---------------------|---------------------|-------------|--------------|--------------|----------------|------------|----------------|
| 3,000 | GENERAL MOTORS CORP | P | 2/1/2016 | 9/28/2016 | 95,294 00 | 96,991.00 | -1,697 00 |
| 3,000 | GENERAL MOTORS CORP | P | 1/7/2016 | 9/28/2016 | 95,294 00 | 89,637.00 | 5,657 00 |
| 5,000 | GENERAL MOTORS CORP | P | 2/3/2016 | 9/28/2016 | 158,823 00 | 142,440.00 | 16,383.00 |
| 5,000 | GENERAL MOTORS CORP | P | 2/4/2016 | 9/28/2016 | 158,823 00 | 142,293 00 | 16,530 00 |
| 5,000 | GENERAL MOTORS CORP | P | 3/29/2016 | 9/28/2016 | 158,823 00 | 154,076.00 | 4,747.00 |
| 4,000 | GENERAL MOTORS CORP | P | 6/8/2016 | 9/28/2016 | 127,058.00 | 118,272 00 | 8,786 00 |
| 5,000 | GENERAL MOTORS CORP | P | 9/6/2016 | 9/28/2016 | 158,823 00 | 159,996.00 | -1,173.00 |
| 2,000 | ICON PLC | P | 12/28/2015 | 4/4/2016 | 153,406 00 | 153,638 00 | -232 00 |
| 3,000 | ICON PLC | P | 1/4/2016 | 4/4/2016 | 230,109 00 | 228,848 00 | 1,261.00 |
| 20,000 | FORD MOTOR CO | P | 9/4/2015 | 9/28/2016 | 239,793 00 | 269,608 00 | -29,815.00 |
| 5,000 | FORD MOTOR CO | P | 9/21/2015 | 9/28/2016 | 59,948 00 | 71,449 00 | -11,501 00 |
| 5,000 | FORD MOTOR CO | P | 9/22/2015 | 9/28/2016 | 59,948 00 | 68,749 00 | -8,801.00 |
| 10,000 | FORD MOTOR CO | P | 9/28/2015 | 9/28/2016 | 119,896 00 | 131,308 00 | -11,412.00 |
| 5,000 | FORD MOTOR CO | P | 11/30/2015 | 9/28/2016 | 59,948 00 | 71,645 00 | -11,697.00 |
| 5,000 | FORD MOTOR CO | P | 12/18/2015 | 9/28/2016 | 59,948.00 | 69,101 00 | -9,153 00 |
| 5,000 | FORD MOTOR CO | P | 1/4/2016 | 9/28/2016 | 59,948 00 | 69,057 00 | -9,109 00 |
| 5,000 | FORD MOTOR CO | P | 1/4/2016 | 9/28/2016 | 59,948 00 | 68,945 00 | -8,997.00 |
| 5,000 | FORD MOTOR CO | P | 1/7/2016 | 9/28/2016 | 59,948.00 | 63,295 00 | -3,347.00 |
| 5,000 | FORD MOTOR CO | P | 1/20/2016 | 9/28/2016 | 59,948 00 | 58,828.00 | 1,120 00 |
| 10,000 | FORD MOTOR CO | P | 2/3/2016 | 9/28/2016 | 119,896 00 | 111,608 00 | 8,288 00 |
| 2,000 | REALTY INCOME CORP | P | 12/21/2015 | 7/8/2016 | 139,293.00 | 101,677 00 | 37,616 00 |
| 4,000 | REALTY INCOME CORP | P | 12/24/2015 | 7/8/2016 | 278,586 00 | 205,416 00 | 73,170.00 |
| 4,000 | REALTY INCOME CORP | P | 12/28/2015 | 7/8/2016 | 278,586 00 | 204,528 00 | 74,058.00 |
| 2,000 | REALTY INCOME CORP | P | 4/4/2016 | 7/8/2016 | 139,293 00 | 119,178 00 | 20,115.00 |

DAVID A. STRAZ, JR. FOUNDATION
SCHEDULE ATTACHED TO FORM 990-PF RETURN OF PRIVATE FOUNDATION
FOR THE YEAR ENDED DECEMBER 31, 2016

PAGE 10 OF 17

PART IV-CAPITAL GAINS AND LOSSES FOR TAX ON INVESTMENT INCOME

| NUMBER OF SHARES | DESCRIPTION | HOW ACQ. | DATE ACQ. | DATE SOLD | SALES PRICE | COST | GAIN (LOSS) |
|---------------------|--------------------|-------------|--------------|--------------|----------------|------------|----------------|
| 3,000 | REALTY INCOME CORP | P | 4/21/2016 | 7/8/2016 | 208,940 00 | 182,283.00 | 26,657.00 |
| 15,000 | TELUS CORP | P | 4/4/2016 | 9/22/2016 | 493,554 00 | 439,845 00 | 53,709 00 |
| 10,000 | TELUS CORP | P | 4/20/2016 | 9/22/2016 | 329,036 00 | 316,908 00 | 12,128 00 |
| 5,000 | TELUS CORP | P | 4/21/2016 | 9/22/2016 | 164,518 00 | 156,878 00 | 7,640 00 |
| 2,000 | WELLTOWER, INC | P | 12/24/2015 | 9/22/2016 | 152,256 00 | 133,787 00 | 18,469 00 |
| 3,000 | WELLTOWER, INC | P | 1/4/2016 | 9/22/2016 | 228,384.00 | 202,674.00 | 25,710 00 |
| 5,000 | WELLTOWER, INC | P | 1/26/2016 | 9/22/2016 | 380,640 00 | 332,436.00 | 48,204 00 |
| 5,000 | WELLTOWER, INC | P | 2/4/2016 | 9/22/2016 | 380,640 00 | 316,914 00 | 63,726 00 |
| 2,000 | WELLTOWER, INC | P | 3/3/2016 | 9/22/2016 | 152,256 00 | 131,803 00 | 20,453 00 |
| 3,000 | WELLTOWER, INC | P | 9/9/2016 | 9/22/2016 | 228,384 00 | 224,258.00 | 4,126 00 |
| 4,000 | HCP, INC | P | 12/24/2015 | 9/22/2016 | 155,596 00 | 150,943 00 | 4,653 00 |
| 6,000 | HCP, INC | P | 1/4/2016 | 9/22/2016 | 233,394 00 | 226,627 00 | 6,767 00 |
| 5,000 | HCP, INC | P | 1/6/2016 | 9/22/2016 | 194,495 00 | 188,145.00 | 6,350 00 |
| 5,000 | HCP, INC | P | 1/20/2016 | 9/22/2016 | 194,495 00 | 180,344 00 | 14,151 00 |
| 5,000 | HCP, INC | P | 4/12/2016 | 9/22/2016 | 194,495 00 | 174,108 00 | 20,387 00 |
| 5,000 | HCP, INC | P | 4/20/2016 | 9/22/2016 | 194,495 00 | 172,027.00 | 22,468 00 |
| 2,000 | EVEREST RE GROUP | P | 12/28/2015 | 2/5/2016 | 358,726 00 | 369,878 00 | -11,152 00 |
| 1,000 | EVEREST RE GROUP | P | 1/4/2016 | 2/5/2016 | 179,363 00 | 181,338.00 | -1,975 00 |
| 2,000 | EVEREST RE GROUP | P | 1/19/2016 | 2/5/2016 | 358,726 00 | 342,396 00 | 16,330 00 |
| 1,000 | EVEREST RE GROUP | P | 2/5/2016 | 2/5/2016 | 179,363.00 | 179,438.00 | -75.00 |
| 5,000 | TYSON FOODS, INC | P | 12/28/2015 | 2/5/2016 | 292,363 00 | 268,557.00 | 23,806 00 |
| 2,000 | TYSON FOODS, INC | P | 1/4/2016 | 2/5/2016 | 116,945.00 | 106,083.00 | 10,862.00 |
| 5,000 | TYSON FOODS, INC | P | 2/4/2016 | 2/5/2016 | 292,363 00 | 263,348.00 | 29,015.00 |
| 10,000 | CENTURY LINK, INC | P | 12/28/2015 | 9/22/2016 | 274,997 00 | 256,763.00 | 18,234.00 |

DAVID A. STRAZ, JR. FOUNDATION
SCHEDULE ATTACHED TO FORM 990-PF RETURN OF PRIVATE FOUNDATION
FOR THE YEAR ENDED DECEMBER 31, 2016

PAGE 11 OF 17

PART IV-CAPITAL GAINS AND LOSSES FOR TAX ON INVESTMENT INCOME

| NUMBER OF SHARES | DESCRIPTION | HOW ACQ. | DATE ACQ. | DATE SOLD | SALES PRICE | COST | GAIN (LOSS) |
|-----------------------------|-------------------------|---------------------|----------------------|----------------------|------------------------|-------------|------------------------|
| 5,000 | CENTURY LINK, INC | P | 1/5/2016 | 9/22/2016 | 137,498.00 | 124,583.00 | 12,915 00 |
| 5,000 | CENTURY LINK, INC | P | 1/11/2016 | 9/22/2016 | 137,498.00 | 119,545 00 | 17,953 00 |
| 5,000 | CENTURY LINK, INC | P | 2/2/2016 | 9/22/2016 | 137,498.00 | 125,893 00 | 11,605 00 |
| 5,000 | CENTURY LINK, INC | P | 2/29/2016 | 9/2/2016 | 137,498.00 | 152,178 00 | -14,680 00 |
| 3,000 | CENTURY LINK, INC | P | 3/1/2016 | 9/22/2016 | 82,499.00 | 92,972.00 | -10,473.00 |
| 10,000 | CENTURY LINK, INC | P | 8/5/2016 | 9/22/2016 | 274,997 00 | 299,608 00 | -24,611 00 |
| 1,000 | CENTURY LINK, INC | P | 8/17/2016 | 9/22/2016 | 27,500 00 | 29,013 00 | -1,513 00 |
| 10,000 | BLACKSTONE GROUP LP | P | 12/28/2015 | 7/1/2016 | 244,193 00 | 306,004 00 | -61,811 00 |
| 5,000 | BLACKSTONE GROUP LP | P | 1/4/2016 | 7/1/2016 | 122,097 00 | 142,596 00 | -20,499 00 |
| 5,000 | BLACKSTONE GROUP LP | P | 1/5/2016 | 7/1/2016 | 122,097.00 | 140,943 00 | -18,846 00 |
| 10,000 | BLACKSTONE GROUP LP | P | 1/19/2016 | 7/1/2016 | 244,193 00 | 244,282 00 | -89 00 |
| 5,000 | BLACKSTONE GROUP LP | P | 1/28/2016 | 7/1/2016 | 122,097 00 | 120,783.00 | 1,314 00 |
| 5,000 | BLACKSTONE GROUP LP | P | 2/3/2016 | 7/1/2016 | 122,097 00 | 129,091 00 | -6,994 00 |
| 5,000 | BLACKSTONE GROUP LP | P | 3/29/2016 | 7/1/2016 | 122,097 00 | 131,608 00 | -9,511 00 |
| 5,000 | JOHNSON CONTROLS | P | 12/28/2015 | 4/13/2016 | 196,241 00 | 200,357 00 | -4,116 00 |
| 5,000 | JOHNSON CONTROLS | P | 1/4/2016 | 4/13/2016 | 196,241 00 | 192,535.00 | 3,706 00 |
| 10,000 | SPECTRA ENERGY CORP | P | 2/22/2016 | 9/6/2016 | 409,065 00 | 291,007 00 | 118,058 00 |
| 5,000 | SPECTRA ENERGY CORP | P | 2/23/2016 | 9/6/2016 | 204,532 00 | 147,104 00 | 57,428.00 |
| 5,000 | SPECTRA ENERGY CORP | P | 3/8/2016 | 9/6/2016 | 204,532 00 | 150,878 00 | 53,654 00 |
| 5,000 | SPECTRA ENERGY CORP | P | 3/28/2016 | 9/6/2016 | 204,532.00 | 152,358 00 | 52,174.00 |
| 10,000 | SPECTRA ENERGY CORP | P | 4/15/2016 | 9/6/2016 | 409,065 00 | 296,215.00 | 112,850.00 |
| 10,000 | SPECTRA ENERGY CORP | P | 8/5/2016 | 9/6/2016 | 409,065 00 | 366,878.00 | 42,187 00 |
| 20,000 | FRONTIER COMMUNICATIONS | P | 3/21/2016 | 10/5/2016 | 80,802.00 | 106,676 00 | -25,874 00 |
| 20,000 | FRONTIER COMMUNICATIONS | P | 3/22/2016 | 10/5/2016 | 80,802 00 | 106,016 00 | -25,214 00 |

DAVID A. STRAZ, JR. FOUNDATION
SCHEDULE ATTACHED TO FORM 990-PF RETURN OF PRIVATE FOUNDATION
FOR THE YEAR ENDED DECEMBER 31, 2016

PAGE 12 OF 17

PART IV-CAPITAL GAINS AND LOSSES FOR TAX ON INVESTMENT INCOME

| NUMBER OF SHARES | DESCRIPTION | HOW ACQ. | DATE ACQ. | DATE SOLD | SALES PRICE | COST | GAIN (LOSS) |
|-----------------------------|--------------------------|---------------------|----------------------|----------------------|------------------------|-------------|------------------------|
| 10,000 | FRONTIER COMMUNICATIONS | P | 3/24/2016 | 10/5/2016 | 40,401.00 | 52,008.00 | -11,607.00 |
| 10,000 | FRONTIER COMMUNICATIONS | P | 4/1/2016 | 10/5/2016 | 40,401.00 | 54,608.00 | -14,207.00 |
| 20,000 | FRONTIER COMMUNICATIONS | P | 4/1/2016 | 10/5/2016 | 80,802.00 | 109,208.00 | -28,406.00 |
| 10,000 | FRONTIER COMMUNICATIONS | P | 4/1/2016 | 10/5/2016 | 40,401.00 | 52,208.00 | -11,807.00 |
| 10,000 | FRONTIER COMMUNICATIONS | P | 4/4/2016 | 10/5/2016 | 40,401.00 | 54,608.00 | -14,207.00 |
| 10,000 | FRONTIER COMMUNICATIONS | P | 4/13/2016 | 10/5/2016 | 40,401.00 | 52,908.00 | -12,507.00 |
| 10,000 | FRONTIER COMMUNICATIONS | P | 4/20/2016 | 10/5/2016 | 40,401.00 | 56,308.00 | -15,907.00 |
| 20,000 | FRONTIER COMMUNICATIONS | P | 4/21/2016 | 10/5/2016 | 80,802.00 | 111,816.00 | -31,014.00 |
| 10,000 | FRONTIER COMMUNICATIONS | P | 5/2/2016 | 10/5/2016 | 40,401.00 | 54,708.00 | -14,307.00 |
| 50,000 | FRONTIER COMMUNICATIONS | P | 8/2/2016 | 10/5/2016 | 202,005.00 | 243,008.00 | -41,003.00 |
| 40,000 | FRONTIER COMMUNICATIONS | P | 8/18/2016 | 10/5/2016 | 161,604.00 | 191,016.00 | -29,412.00 |
| 20,000 | FRONTIER COMMUNICATIONS | P | 9/13/2016 | 10/5/2016 | 80,802.00 | 88,208.00 | -7,406.00 |
| 20,000 | CENTERPOINT ENERGY, INC | P | 4/12/2016 | 8/5/2016 | 460,546.00 | 424,080.00 | 36,466.00 |
| 5,000 | CENTERPOINT ENERGY, INC | P | 4/13/2016 | 8/5/2016 | 115,136.00 | 105,957.00 | 9,179.00 |
| 15,000 | CENTERPOINT ENERGY, INC | P | 4/21/2016 | 8/5/2016 | 345,409.00 | 309,273.00 | 36,136.00 |
| 15,000 | CENTERPOINT ENERGY, INC | P | 8/9/2016 | 9/22/2016 | 361,353.00 | 342,236.00 | 19,117.00 |
| 40,000 | WINDSTREAM HOLDINGS, INC | P | 3/21/2016 | 7/8/2016 | 377,187.00 | 302,312.00 | 74,875.00 |
| 20,000 | WINDSTREAM HOLDINGS, INC | P | 3/22/2016 | 7/8/2016 | 188,593.00 | 149,345.00 | 39,248.00 |
| 10,000 | WINDSTREAM HOLDINGS, INC | P | 3/23/2016 | 7/8/2016 | 94,297.00 | 74,205.00 | 20,092.00 |
| 30,000 | WINDSTREAM HOLDINGS, INC | P | 3/28/2016 | 7/8/2016 | 282,890.00 | 217,845.00 | 65,045.00 |
| 10,000 | WINDSTREAM HOLDINGS, INC | P | 3/29/2016 | 7/8/2016 | 94,297.00 | 72,508.00 | 21,789.00 |
| 400 | WINDSTREAM HOLDINGS, INC | P | 4/1/2016 | 7/8/2016 | 3,772.00 | 2,976.00 | 796.00 |
| 4,600 | WINDSTREAM HOLDINGS, INC | P | 4/4/2016 | 7/8/2016 | 43,376.00 | 35,428.00 | 7,948.00 |
| 5,000 | WINDSTREAM HOLDINGS, INC | P | 4/20/2016 | 7/8/2016 | 47,148.00 | 43,228.00 | 3,920.00 |

DAVID A. STRAZ, JR. FOUNDATION
SCHEDULE ATTACHED TO FORM 990-PF RETURN OF PRIVATE FOUNDATION
FOR THE YEAR ENDED DECEMBER 31, 2016

PAGE 13 OF 17

PART IV-CAPITAL GAINS AND LOSSES FOR TAX ON INVESTMENT INCOME

| NUMBER OF SHARES | DESCRIPTION | HOW ACQ. | DATE ACQ. | DATE SOLD | SALES PRICE | COST | GAIN (LOSS) |
|-----------------------------|---------------------------|---------------------|----------------------|----------------------|------------------------|-------------|------------------------|
| 5,000 | ENTERGY CORP | P | 4/12/2016 | 8/17/2016 | 383,860.00 | 381,682 00 | 2,178 00 |
| 5,000 | ENTERGY CORP | P | 4/14/2016 | 8/17/2016 | 383,860.00 | 379,458 00 | 4,402.00 |
| 2,000 | ENTERGY CORP | P | 4/20/2016 | 8/17/2016 | 153,544 00 | 150,054 00 | 3,490.00 |
| 2,000 | ENTERGY CORP | P | 4/21/2016 | 8/17/2016 | 153,544 00 | 147,108 00 | 6,436.00 |
| 30,000 | STAPLES, INC | P | 8/9/2016 | 9/21/2016 | 251,987 00 | 273,612 00 | -21,625.00 |
| 5,000 | HELMERICH & PAYNE, INC | P | 8/9/2016 | 8/17/2016 | 310,405 00 | 317,458 00 | -7,053 00 |
| 5,000 | LYONDELLBASELL INDUSTRIES | P | 8/9/2016 | 9/6/2016 | 395,091 00 | 375,998 00 | 19,093.00 |
| 10,000 | KKR & CO | P | 9/6/2016 | 9/9/2016 | 148,142 00 | 147,151 00 | 991.00 |
| 3,000 | PHILLIP MORRIS, INC | P | 12/17/2015 | 8/4/2016 | 297,383 00 | 268,805 00 | 28,578 00 |
| 2,000 | PHILLIP MORRIS, INC | P | 12/18/2015 | 8/4/2016 | 198,255 00 | 174,268 00 | 23,987 00 |
| 1,000 | PHILLIP MORRIS, INC | P | 12/24/2015 | 8/4/2016 | 99,128 00 | 88,958 00 | 10,170 00 |
| 7,000 | ALTRIA GROUP, INC | P | 12/17/2015 | 8/4/2016 | 468,100 00 | 409,568 00 | 58,532 00 |
| 1,000 | ALTRIA GROUP, INC | P | 12/18/2015 | 8/4/2016 | 66,871 00 | 57,188 00 | 9,683 00 |
| 2,000 | ALTRIA GROUP, INC | P | 1/4/2016 | 8/4/2016 | 133,743 00 | 114,368 00 | 19,375 00 |
| 4,000 | ALTRIA GROUP, INC | P | 3/4/2016 | 8/4/2016 | 267,486 00 | 251,007 00 | 16,479 00 |
| 10,000 | AT&T, INC | P | 9/2/2015 | 10/31/2016 | 366,511 00 | 326,408 00 | 40,103.00 |
| 5,000 | AT&T, INC | P | 9/10/2015 | 10/31/2016 | 183,256 00 | 163,358 00 | 19,898 00 |
| 2,000 | AT&T, INC | P | 9/17/2015 | 10/31/2016 | 73,302.00 | 65,042 00 | 8,260 00 |
| 5,000 | AT&T, INC | P | 9/22/2015 | 10/31/2016 | 183,256 00 | 161,102 00 | 22,154 00 |
| 3,000 | AT&T, INC | P | 9/28/2015 | 10/31/2016 | 109,953 00 | 96,025 00 | 13,928 00 |
| 2,000 | AT&T, INC | P | 10/9/2015 | 10/31/2016 | 73,302.00 | 66,167 00 | 7,135.00 |
| 3,000 | AT&T, INC | P | 12/3/2015 | 10/31/2016 | 109,953.00 | 100,098 00 | 9,855.00 |
| 5,000 | AT&T, INC | P | 12/24/2015 | 10/31/2016 | 183,256 00 | 173,257 00 | 9,999 00 |
| 5,000 | AT&T, INC | P | 1/20/2016 | 10/31/2016 | 183,256.00 | 170,901 00 | 12,355 00 |

DAVID A. STRAZ, JR. FOUNDATION
SCHEDULE ATTACHED TO FORM 990-PF RETURN OF PRIVATE FOUNDATION
FOR THE YEAR ENDED DECEMBER 31, 2016

PAGE 14 OF 17

PART IV-CAPITAL GAINS AND LOSSES FOR TAX ON INVESTMENT INCOME

| NUMBER OF SHARES | DESCRIPTION | HOW ACQ. | DATE ACQ. | DATE SOLD | SALES PRICE | COST | GAIN (LOSS) |
|---------------------|------------------------|-------------|--------------|--------------|----------------|--------------|----------------|
| 10,000 | AT&T, INC | P | 2/4/2016 | 10/31/2016 | 366,511 00 | 364,897 00 | 1,614 00 |
| 5,000 | AT&T, INC | P | 8/18/2016 | 10/31/2016 | 183,256.00 | 207,697 00 | -24,441 00 |
| 5,000 | VERIZON COMMUNICATIONS | P | 10/24/2015 | 7/8/2016 | 279,954 00 | 222,508 00 | 57,446 00 |
| 3,000 | VERIZON COMMUNICATIONS | P | 1/9/2015 | 7/8/2016 | 167,972 00 | 135,361 00 | 32,611 00 |
| 3,000 | VERIZON COMMUNICATIONS | P | 12/3/2015 | 7/8/2016 | 167,972 00 | 134,847 00 | 33,125 00 |
| 1,000 | VERIZON COMMUNICATIONS | P | 12/11/2015 | 7/8/2016 | 55,991 00 | 44,784 00 | 11,207 00 |
| 1,000 | VERIZON COMMUNICATIONS | P | 12/24/2015 | 7/8/2016 | 55,991 00 | 46,624 00 | 9,367 00 |
| 2,000 | VERIZON COMMUNICATIONS | P | 1/4/2016 | 7/8/2016 | 111,981 00 | 91,383 00 | 20,598 00 |
| 5,000 | VERIZON COMMUNICATIONS | P | 1/6/2016 | 7/8/2016 | 279,954 00 | 227,476.00 | 52,478 00 |
| 5,000 | VERIZON COMMUNICATIONS | P | 2/4/2016 | 7/8/2016 | 279,954 00 | 251,043 00 | 28,911 00 |
| 5,000 | ONEOK PARTNERS, LP | P | 8/26/2013 | 11/1/2016 | 188,056 00 | 155,096.00 | 32,960 00 |
| 1,000 | ONEOK PARTNERS, LP | P | 8/31/2015 | 11/1/2016 | 37,611 00 | 31,593 00 | 6,018 00 |
| 4,000 | ONEOK PARTNERS, LP | P | 9/1/2015 | 11/1/2016 | 150,445 00 | 128,528 00 | 21,917 00 |
| 3,000 | ONEOK PARTNERS, LP | P | 9/24/2015 | 11/1/2016 | 112,834 00 | 95,247.00 | 17,587 00 |
| 5,000 | ONEOK PARTNERS, LP | P | 9/28/2015 | 11/1/2016 | 188,056.00 | 148,853 00 | 39,203 00 |
| 2,000 | ONEOK PARTNERS, LP | P | 10/22/2015 | 11/1/2016 | 75,223 00 | 65,207 00 | 10,016 00 |
| 5,000 | ONEOK PARTNERS, LP | P | 1/26/2016 | 11/1/2016 | 188,056.00 | 129,438 00 | 58,618 00 |
| 5,000 | ONEOK PARTNERS, LP | P | 6/27/2016 | 11/1/2016 | 188,056 00 | 191,657 00 | -3,601 00 |
| 10,000 | ONEOK PARTNERS, LP | P | 8/5/2016 | 11/1/2016 | 376,113 00 | 397,892 00 | -21,779 00 |
| 5,000 | ONEOK PARTNERS, LP | P | 9/9/2016 | 11/1/2016 | 188,056 00 | 195,456 00 | -7,400.00 |
| 5,000 | ONEOK PARTNERS, LP | P | 9/12/2016 | 11/1/2016 | 188,056 00 | 190,254.00 | -2,198 00 |
| 5,000 | MEDICAL PROPERTIES | P | 8/16/2016 | 9/21/2016 | 76,342.00 | 76,537 00 | -195 00 |
| 10,000 | MEDICAL PROPERTIES | P | 8/17/2016 | 9/21/2016 | 152,683.00 | 152,488 00 | 195.00 |
| 100,000 | APPLE, INC | P | 1/7/2016 | 1/19/2016 | 8,499,844 00 | 9,692,008 00 | -1,192,164.00 |

DAVID A. STRAZ, JR. FOUNDATION
SCHEDULE ATTACHED TO FORM 990-PF RETURN OF PRIVATE FOUNDATION
FOR THE YEAR ENDED DECEMBER 31, 2016

PAGE 15 OF 17

PART IV-CAPITAL GAINS AND LOSSES FOR TAX ON INVESTMENT INCOME

| NUMBER OF SHARES | DESCRIPTION | HOW ACQ. | DATE ACQ. | DATE SOLD | SALES PRICE | COST | GAIN (LOSS) |
|---------------------|-------------|-------------|--------------|--------------|----------------|---------------|----------------|
| 98,800 | APPLE, INC | P | 1/11/2016 | 1/19/2016 | 8,891,816 00 | 9,630,036 00 | -738,220 00 |
| 1,200 | APPLE, INC | P | 1/11/2016 | 1/15/2016 | 107,978 00 | 116,972.00 | -8,994 00 |
| 100,000 | APPLE, INC | P | 1/19/2016 | 1/31/2016 | 9,747,008 00 | 9,707,148 00 | 39,860 00 |
| 100,000 | APPLE, INC | P | 1/20/2016 | 1/30/2016 | 7,999,853.00 | 9,432,008 00 | -1,432,155.00 |
| 100,000 | APPLE, INC | P | 1/22/2016 | 1/30/2016 | 8,999,824.00 | 9,993,008 00 | -993,184 00 |
| 99,600 | APPLE, INC | P | 1/19/2016 | 1/30/2016 | 8,465,844 00 | 9,662,196 00 | -1,196,352 00 |
| 400 | APPLE, INC | P | 1/19/2016 | 1/27/2016 | 33,979 00 | 37,812 00 | -3,833 00 |
| 100,000 | APPLE, INC | P | 1/27/2016 | 1/30/2016 | 8,999,824 00 | 9,412,491 00 | -412,667 00 |
| 200,000 | APPLE, INC | P | 1/28/2016 | 2/4/2016 | 16,999,667 00 | 18,698,366 00 | -1,698,699 00 |
| 100,000 | APPLE, INC | P | 1/29/2016 | 2/23/2016 | 8,999,794 00 | 9,672,002 00 | -672,208 00 |
| 100,000 | APPLE, INC | P | 2/4/2016 | 2/13/2016 | 8,999,794.00 | 9,576,008 00 | -576,214 00 |
| 100,000 | APPLE, INC | P | 2/4/2016 | 2/13/2016 | 8,999,794 00 | 9,613,008 00 | -613,214 00 |
| 100,000 | APPLE, INC | P | 2/18/2016 | 3/5/2016 | 8,999,804 00 | 9,868,008 00 | -868,204 00 |
| 100,000 | APPLE, INC | P | 2/18/2016 | 2/23/2016 | 8,999,794 00 | 9,701,008 00 | -701,214 00 |
| 199,200 | APPLE, INC | P | 2/22/2016 | 3/5/2016 | 16,931,611 00 | 19,254,672 00 | -2,323,061 00 |
| 800 | APPLE, INC | P | 2/22/2016 | 3/3/2016 | 67,978 00 | 77,344 00 | -9,366 00 |
| 100,000 | APPLE, INC | P | 3/4/2016 | 3/5/2016 | 10,199,778 00 | 10,261,218 00 | -61,440 00 |
| 100,000 | APPLE, INC | P | 3/7/2016 | 3/17/2016 | 9,299,797 00 | 10,187,758 00 | -887,961 00 |
| 100,000 | APPLE, INC | P | 3/7/2016 | 3/12/2016 | 9,699,789.00 | 10,169,178 00 | -469,389 00 |
| 100,000 | APPLE, INC | P | 3/11/2016 | 3/12/2016 | 10,099,760 00 | 10,173,008.00 | -73,248 00 |
| 99,000 | APPLE, INC | P | 3/11/2016 | 3/17/2016 | 9,305,777 00 | 10,086,120 00 | -780,343 00 |
| 1,000 | APPLE, INC | P | 3/11/2016 | 3/17/2016 | 93,998 00 | 101,697 00 | -7,699 00 |
| 92,200 | APPLE, INC | P | 3/17/2016 | 3/19/2016 | 8,574,413.00 | 9,373,974 00 | -799,561 00 |
| 7,800 | APPLE, INC | P | 3/17/2016 | 3/19/2016 | 725,364.00 | 793,034.00 | -67,670.00 |

DAVID A. STRAZ, JR. FOUNDATION
SCHEDULE ATTACHED TO FORM 990-PF RETURN OF PRIVATE FOUNDATION
FOR THE YEAR ENDED DECEMBER 31, 2016

PAGE 16 OF 17

PART IV-CAPITAL GAINS AND LOSSES FOR TAX ON INVESTMENT INCOME

| NUMBER OF SHARES | DESCRIPTION | HOW ACQ. | DATE ACQ. | DATE SOLD | SALES PRICE | COST | GAIN (LOSS) |
|---------------------|---------------|-------------|--------------|--------------|----------------|---------------|----------------|
| 100,000 | APPLE, INC | P | 3/18/2016 | 3/26/2016 | 9,999,762 00 | 10,565,108 00 | -565,346 00 |
| 1,000 | APPLE, INC | P | 3/19/2016 | 3/19/2016 | 10,000 00 | 10,459 00 | -459 00 |
| 100,000 | APPLE, INC | P | 3/22/2016 | 4/2/2016 | 9,999,782.00 | 10,700,008 00 | -700,226 00 |
| 100,000 | APPLE, INC | P | 3/28/2016 | 4/2/2016 | 9,999,782 00 | 10,545,028 00 | -545,246 00 |
| 100,000 | APPLE, INC | P | 3/28/2016 | 4/2/2016 | 10,299,755 00 | 10,572,008 00 | -272,253 00 |
| 100,000 | APPLE, INC | P | 3/29/2016 | 4/1/2016 | 10,916,439 00 | 10,709,950 00 | 206,489 00 |
| 99,800 | APPLE, INC | P | 3/21/2016 | 4/9/2016 | 9,979,752 00 | 10,616,724 00 | -636,972 00 |
| 200 | APPLE, INC | P | 3/21/2016 | 3/29/2016 | 19,980 00 | 20,284 00 | -304 00 |
| 100,000 | APPLE, INC | P | 4/1/2016 | 4/2/2016 | 10,899,762 00 | 10,940,008 00 | -40,246 00 |
| 100,000 | APPLE, INC | P | 4/4/2016 | 4/15/2016 | 10,699,747 00 | 11,093,448.00 | -393,701.00 |
| 100,000 | APPLE, INC | P | 4/4/2016 | 5/28/2016 | 9,999,772 00 | 11,146,008 00 | -1,146,236.00 |
| 100,000 | APPLE, INC | P | 4/4/2016 | 4/9/2016 | 10,799,765 00 | 11,123,818 00 | -324,053 00 |
| 200,000 | APPLE, INC | P | 4/11/2016 | 4/23/2016 | 20,999,522.00 | 22,079,987 00 | -1,080,465 00 |
| 70,000 | APPLE, INC | P | 4/13/2016 | 5/28/2016 | 6,999,840 00 | 7,825,352 00 | -825,512 00 |
| 28,300 | APPLE, INC | P | 4/14/2016 | 5/28/2016 | 2,829,935 00 | 3,155,139 00 | -325,204 00 |
| 1,700 | APPLE, INC | P | 5/28/2016 | 7/11/2016 | 249,975.00 | 190,043.00 | 59,932 00 |
| 98,300 | APPLE, INC | P | 5/31/2016 | 7/28/2016 | 9,790,120 00 | 9,824,174 00 | -34,054.00 |
| 100,000 | APPLE, INC | P | 7/11/2016 | 7/28/2016 | 9,959,430 00 | 9,723,863 00 | 235,567.00 |
| 200,000 | APPLE, INC | P | 8/11/2016 | 8/13/2016 | 21,245,905 00 | 21,690,016.00 | -444,111 00 |
| 100,000 | APPLE, INC | P | 8/12/2016 | 8/27/2016 | 9,999,762.00 | 10,824,008 00 | -824,246 00 |
| 100,000 | APPLE, INC | P | 8/30/2016 | 9/10/2016 | 9,999,762.00 | 10,623,008 00 | -623,246.00 |
| 100,000 | APPLE, INC | P | 11/3/2016 | 11/19/2016 | 10,799,745 00 | 11,044,008 00 | -244,263 00 |
| 10,000 | KKR & CO , LP | P | 1/4/2016 | 7/1/2016 | 122,897 00 | 153,238 00 | -30,341.00 |
| 10,000 | KKR & CO , LP | P | 1/5/2016 | 7/1/2016 | 122,897.00 | 155,697 00 | -32,800.00 |

DAVID A. STRAZ, JR. FOUNDATION
SCHEDULE ATTACHED TO FORM 990-PF RETURN OF PRIVATE FOUNDATION
FOR THE YEAR ENDED DECEMBER 31, 2016

PAGE 17 OF 17

PART IV-CAPITAL GAINS AND LOSSES FOR TAX ON INVESTMENT INCOME

| NUMBER OF SHARES | DESCRIPTION | HOW ACQ. | DATE ACQ. | DATE SOLD | SALES PRICE | COST | GAIN (LOSS) |
|---------------------|--|-------------|--------------|--------------|----------------|----------------|----------------|
| 5,000 | KKR & CO , LP | P | 1/6/2016 | 7/1/2016 | 61,448.00 | 75,096 00 | -13,648 00 |
| 10,000 | KKR & CO., LP | P | 1/7/2016 | 7/1/2016 | 122,897 00 | 144,980 00 | -22,083 00 |
| 5,000 | KKR & CO , LP | P | 1/27/2016 | 7/1/2016 | 61,448 00 | 67,467 00 | -6,019 00 |
| 10,000 | KKR & CO , LP | P | 2/10/2016 | 7/1/2016 | 122,897.00 | 120,497 00 | 2,400 00 |
| 5,000 | KKR & CO , LP | P | 3/1/2016 | 7/1/2016 | 61,448.00 | 64,138.00 | -2,690 00 |
| 5,000 | KKR & CO., LP | P | 3/29/2016 | 7/1/2016 | 61,448 00 | 68,978 00 | -7,530 00 |
| 10,000 | KKR & CO , LP | P | 4/4/2016 | 7/1/2016 | 122,897 00 | 141,508 00 | -18,611 00 |
| 10,000 | KKR & CO , LP | P | 4/12/2016 | 7/1/2016 | 122,897 00 | 131,758 00 | -8,861 00 |
| 50,000 | AMAZON COM INC ADJUST TO FAIR MARKET VALUE | | | | -4,299,814 00 | | -4,299,814 00 |
| | GF DBI III, LLC ADJUST TO FAIR MARKET VALUE | | | | -417,075.00 | | -417,075 00 |
| | GF DBI ADJUST TO FAIR MARKET VALUE | | | | -67,523 00 | | -67,523.00 |
| | GF DBI II ADJUST TO FAIR MARKET VALUE | | | | -69,029 00 | | -69,029 00 |
| | MASSEY SECURITIES SETTLEMENT | | | | 467,627 00 | | 467,627 00 |
| | APPLE, INC OPTIONS | | | | 25,215,063 00 | | 25,215,063 00 |
| | AMAZON COM, INC. OPTIONS | | | | 11,883,318.00 | | 11,883,318 00 |
| TOTALS | | | | | 865,220,469 00 | 864,966,630 00 | 253,839 00 |

DAVID A. STRAZ, JR. FOUNDATION
 SCHEDULE ATTACHED TO FORM 990-PF
 RETURN OF PRIVATE FOUNDATION
 FOR THE YEAR ENDED DECEMBER 31, 2016

PART XV - LINE 3 - GRANTS AND CONTRIBUTIONS PAID

| NAME AND ADDRESS | STATUS | PURPOSE | AMOUNT |
|---|--------|--|-------------|
| DAVID A. STRAZ, JR. CENTER FOR THE PERFORMING ARTS 1010 NORTH W.C. MACINNES PLACE TAMPA, FLORIDA 33602 | PUBLIC | ANNUAL SUPPORT AND ENDOWMENT FUND | \$1,655,250 |
| THE METROPOLITAN OPERA LINCOLN CENTER NEW YORK, NEW YORK 10023 | PUBLIC | ENDOWMENT CAMPAIGN ANNUAL FUND & SPECIAL EVENT | 325,000 |
| BERKELEY PREPARATORY SCHOOL 4811 KELLY ROAD TAMPA, FLORIDA 33615 | PUBLIC | "ABOVE AND BEYOND", THE CAMPAIGN FOR BERKELEY PREPARATORY SCHOOL | 200,000 |
| NORTHWESTERN UNIVERSITY 1201 DAVIS STREET EVANSTON, ILLINOIS 60208 | PUBLIC | WILDCAT EXCELLENCE FUND | 145,100 |
| CARTHAGE COLLEGE KENOSHA, WI 53140-1994 | PUBLIC | CARTHAGE CAMPAIGN AND ANNUAL SUPPORT | 50,500 |
| ALLIANCE FOR RESPONSIBLE CUBA POLICY 201 N. FRANKLIN STREET TAMPA, FLORIDA 33602 | PUBLIC | FOSTER CUBA RELATIONS | 25,312 |
| LOWRY PARK ZOOLOGICAL SOCIETY 1101 W. SLIGH AVENUE TAMPA, FLORIDA 33604 | PUBLIC | ANNUAL SUPPORT AND "NEW HORIZON CAMPAIGN" | 25,000 |
| THE CHISELERS, INC. 401 WEST KENNEDY BLVD. TAMPA, FLORIDA 33672 | PUBLIC | HISTORIC PRESERVATION | 10,000 |
| THE UNIVERSITY OF TAMPA 401 W. KENNEDY BLVD. TAMPA, FLORIDA 33606 | PUBLIC | CAPITAL CAMPAIGN & ANNUAL FUND | 10,000 |
| LIBERIA CRUSADERS FOR PEACE RANDALL STREET 1000 MONROVIA 10, LIBERIA | PUBLIC | GOLDEN IMAGE AWARD | 10,000 |

DAVID A. STRAZ, JR. FOUNDATION
 SCHEDULE ATTACHED TO FORM 990-PF
 RETURN OF PRIVATE FOUNDATION
 FOR THE YEAR ENDED DECEMBER 31, 2016

PART XV - LINE 3 - GRANTS AND CONTRIBUTIONS PAID

| NAME AND ADDRESS | STATUS | PURPOSE | AMOUNT |
|---|--------|---|--------------------|
| TAMPA GENERAL HOSPITAL FOUNDATION P.O. BOX 1289 TAMPA, FLORIDA 33601 | PUBLIC | OPERATIONS | \$ 6,000 |
| FIRST PRESBYTERIAN CHURCH OF TAMPA 412 ZACK STREET TAMPA, FLORIDA 33602 | PUBLIC | ANNUAL CAMPAIGN | 5,000 |
| IMMANUEL PRESBYTERIAN CHURCH 1105 NORTH WAVERLY STREET MILWAUKEE, WI 53202 | PUBLIC | BUILDING ON OUR FOUNDATIONS | 5,000 |
| THE FLORIDA ORCHESTRA 244 2ND AVENUE NORTH ST. PETERSBURG, FL 33701 | PUBLIC | ANNUAL SUPPORT | 5,000 |
| USF FOUNDATION 4202 EAST FOWLER AVENUE TAMPA, FL 33620 | PUBLIC | STEINWAY ENDOWED PROGRAM FUND | 5,000 |
| THE POYNTER INSTITUTE 801 THIRD STREET SOUTH ST. PETERSBURG, FL 33701 | PUBLIC | POYNTER INSTITUTE SCHOOL OF MEDIA STUDIES ANNUAL GALA | 2,500 |
| CHARLYN MINOR MEMORIAL FOUNDATION P.O. BOX 1935 1000 MONROVIA, 10 LIBERIA | PUBLIC | MEMORIAL LIBRARY AND MULTI-PURPOSE BUILDING | 1,000 |
| HAGGERTY MUSEUM OF ART P.O. BOX 1881 MILWAUKEE, WI 53201 | PUBLIC | ANNUAL SUPPORT | 1,000 |
| DELTA SIGMA PI LEADERSHIP FOUNDATION 330 CAMPUS AVENUE OXFORD, OHIO 45056 | PUBLIC | ANNUAL SUPPORT | 200 |
| HONORABLE ORDER OF KENTUCKY COLONELS 1717 ALLIANT AVENUE LOUISVILLE, KENTUCKY 40299 | PUBLIC | ANNUAL SUPPORT | 25 |
| TOTAL | | | <u>\$2,486,887</u> |