












See a Social Security Number? Say Something!
Report Privacy Problems to <https://public.resource.org/privacy>
Or call the IRS Identity Theft Hotline at 1-800-908-4490





For calendar year 2016, or tax year beginning 01-01-2016, and ending 12-31-2016

Name of foundation ALEXANDER MCCAUSLAND CHARITABLE		A Employer identification number 37-6437195	
Number and street (or P O box number if mail is not delivered to street address) 1525 W WT HARRIS BLVD D1114-044		Room/suite	
City or town, state or province, country, and ZIP or foreign postal code CHARLOTTE, NC 28262		B Telephone number (see instructions) (855) 739-2922	
G Check all that apply <div><input type="checkbox"/> Initial return</div> <div><input type="checkbox"/> Initial return of a former public charity</div> <div><input type="checkbox"/> Final return</div> <div><input type="checkbox"/> Amended return</div> <div><input type="checkbox"/> Address change</div> <div><input type="checkbox"/> Name change</div>		D 1. Foreign organizations, check here 2. Foreign organizations meeting the 85% test, check here and attach computation	
H Check type of organization <input checked="" type="checkbox"/> Section 501(c)(3) exempt private foundation <input type="checkbox"/> Section 4947(a)(1) nonexempt charitable trust <input type="checkbox"/> Other taxable private foundation		E If private foundation status was terminated under section 507(b)(1)(A), check here	
I Fair market value of all assets at end of year (from Part II, col (c), line 16) \$ 16,765,114		F If the foundation is in a 60-month termination under section 507(b)(1)(B), check here	
J Accounting method <input type="checkbox"/> Cash <input type="checkbox"/> Accrual <input type="checkbox"/> Other (specify) (Part I, column (d) must be on cash basis)			

Part I Analysis of Revenue and Expenses (The total of amounts in columns (b), (c), and (d) may not necessarily equal the amounts in column (a) (see instructions))		(a) Revenue and expenses per books	(b) Net investment income	(c) Adjusted net income	(d) Disbursements for charitable purposes (cash basis only)
Revenue	1 Contributions, gifts, grants, etc , received (attach schedule)				
	2 Check <input checked="" type="checkbox"/> if the foundation is not required to attach Sch B				
	3 Interest on savings and temporary cash investments	269	269		
	4 Dividends and interest from securities	453,115	441,756		
	5a Gross rents				
	b Net rental income or (loss)				
	6a Net gain or (loss) from sale of assets not on line 10	160,467			
	b Gross sales price for all assets on line 6a	4,191,941			
	7 Capital gain net income (from Part IV, line 2)		160,467		
	8 Net short-term capital gain			0	
	9 Income modifications				
	10a Gross sales less returns and allowances				
Operating and Administrative Expenses	b Less Cost of goods sold				
	c Gross profit or (loss) (attach schedule)				
	11 Other income (attach schedule)	 3,812			
	12 Total. Add lines 1 through 11	617,663	602,492		
	13 Compensation of officers, directors, trustees, etc	150,063	112,547		37,516
	14 Other employee salaries and wages		0	0	0
	15 Pension plans, employee benefits		0	0	
	16a Legal fees (attach schedule)				0
	b Accounting fees (attach schedule)	 1,000	0	0	1,000
	c Other professional fees (attach schedule)	 1,937	1,937		0
	17 Interest				0
	18 Taxes (attach schedule) (see instructions)	 10,682	10,682		0
	19 Depreciation (attach schedule) and depletion	0	0		
	20 Occupancy				
	21 Travel, conferences, and meetings		0	0	
	22 Printing and publications		0	0	
	23 Other expenses (attach schedule)	 805	805		
	24 Total operating and administrative expenses. Add lines 13 through 23	164,487	125,971	0	38,516
	25 Contributions, gifts, grants paid	818,003			818,003
	26 Total expenses and disbursements. Add lines 24 and 25	982,490	125,971	0	856,519
	27 Subtract line 26 from line 12				
	a Excess of revenue over expenses and disbursements	-364,827			
	b Net investment income (if negative, enter -0-)		476,521		
c Adjusted net income(if negative, enter -0-)				0	

Part II Balance Sheets Attached schedules and amounts in the description column should be for end-of-year amounts only (See instructions.)		Beginning of year	End of year	
		(a) Book Value	(b) Book Value	(c) Fair Market Value
Assets	1 Cash—non-interest-bearing			
	2 Savings and temporary cash investments	362,846	560,689	560,689
	3 Accounts receivable ▶ _____ Less allowance for doubtful accounts ▶ _____		0	0
	4 Pledges receivable ▶ _____ Less allowance for doubtful accounts ▶ _____			
	5 Grants receivable			
	6 Receivables due from officers, directors, trustees, and other disqualified persons (attach schedule) (see instructions)			
	7 Other notes and loans receivable (attach schedule) ▶ _____ Less allowance for doubtful accounts ▶ _____ 0			
	8 Inventories for sale or use			
	9 Prepaid expenses and deferred charges			
	10a Investments—U S and state government obligations (attach schedule)	1,617,499 	1,409,424	1,383,745
	b Investments—corporate stock (attach schedule)	7,973,500 	7,551,325	10,353,555
	c Investments—corporate bonds (attach schedule)	4,291,513 	4,348,171	4,254,064
	11 Investments—land, buildings, and equipment basis ▶ _____ Less accumulated depreciation (attach schedule) ▶ _____			
	12 Investments—mortgage loans			
	13 Investments—other (attach schedule)	217,627 	217,627	213,061
	14 Land, buildings, and equipment basis ▶ _____ Less accumulated depreciation (attach schedule) ▶ _____			
15 Other assets (describe ▶ _____)				
16 Total assets (to be completed by all filers—see the instructions Also, see page 1, item I)	14,462,985	14,087,236	16,765,114	
Liabilities	17 Accounts payable and accrued expenses			
	18 Grants payable			
	19 Deferred revenue			
	20 Loans from officers, directors, trustees, and other disqualified persons			
	21 Mortgages and other notes payable (attach schedule).			
	22 Other liabilities (describe ▶ _____)			
	23 Total liabilities (add lines 17 through 22)		0	
Net Assets or Fund Balances	Foundations that follow SFAS 117, check here ▶ <input type="checkbox"/> and complete lines 24 through 26 and lines 30 and 31.			
	24 Unrestricted			
	25 Temporarily restricted			
	26 Permanently restricted			
	Foundations that do not follow SFAS 117, check here ▶ <input checked="" type="checkbox"/> and complete lines 27 through 31.			
	27 Capital stock, trust principal, or current funds	14,462,985	14,087,236	
	28 Paid-in or capital surplus, or land, bldg , and equipment fund			
	29 Retained earnings, accumulated income, endowment, or other funds			
30 Total net assets or fund balances (see instructions)	14,462,985	14,087,236		
31 Total liabilities and net assets/fund balances (see instructions) .	14,462,985	14,087,236		

Part III Analysis of Changes in Net Assets or Fund Balances

1 Total net assets or fund balances at beginning of year—Part II, column (a), line 30 (must agree with end-of-year figure reported on prior year's return)	1	14,462,985
2 Enter amount from Part I, line 27a	2	-364,827
3 Other increases not included in line 2 (itemize) ▶ _____ 	3	3,607
4 Add lines 1, 2, and 3	4	14,101,765
5 Decreases not included in line 2 (itemize) ▶ _____ 	5	14,529
6 Total net assets or fund balances at end of year (line 4 minus line 5)—Part II, column (b), line 30 .	6	14,087,236

Part IV Capital Gains and Losses for Tax on Investment Income

(a) List and describe the kind(s) of property sold (e g , real estate, 2-story brick warehouse, or common stock, 200 shs MLC Co)	(b) How acquired P—Purchase D—Donation	(c) Date acquired (mo , day, yr)	(d) Date sold (mo , day, yr)
1a See Additional Data Table			
b			
c			
d			
e			

(e) Gross sales price	(f) Depreciation allowed (or allowable)	(g) Cost or other basis plus expense of sale	(h) Gain or (loss) (e) plus (f) minus (g)
a See Additional Data Table			
b			
c			
d			
e			

(i) F M V as of 12/31/69	(j) Adjusted basis as of 12/31/69	(k) Excess of col (i) over col (j), if any	(l) Gains (Col (h) gain minus col (k), but not less than -0-) or Losses (from col (h))
a See Additional Data Table			
b			
c			
d			
e			

2 Capital gain net income or (net capital loss) <div style="float: right; font-size: small;"> { If gain, also enter in Part I, line 7 If (loss), enter -0- in Part I, line 7 </div>	2	160,467
3 Net short-term capital gain or (loss) as defined in sections 1222(5) and (6) If gain, also enter in Part I, line 8, column (c) (see instructions) If (loss), enter -0- in Part I, line 8	3	

Part V Qualification Under Section 4940(e) for Reduced Tax on Net Investment Income

(For optional use by domestic private foundations subject to the section 4940(a) tax on net investment income)

If section 4940(d)(2) applies, leave this part blank

Was the foundation liable for the section 4942 tax on the distributable amount of any year in the base period? ☐ Yes ☒ No

If "Yes," the foundation does not qualify under section 4940(e) Do not complete this part

1 Enter the appropriate amount in each column for each year, see instructions before making any entries

(a) Base period years Calendar year (or tax year beginning in)	(b) Adjusted qualifying distributions	(c) Net value of noncharitable-use assets	(d) Distribution ratio (col (b) divided by col (c))
2015	864,424	17,264,864	0 050068
2014	818,547	17,804,711	0 045974
2013	774,980	16,806,600	0 046112
2012	769,504	16,003,007	0 048085
2011	744,706	16,139,492	0 046142
2 Total of line 1, column (d)			2 0 236381
3 Average distribution ratio for the 5-year base period—divide the total on line 2 by 5, or by the number of years the foundation has been in existence if less than 5 years			3 0 047276
4 Enter the net value of noncharitable-use assets for 2016 from Part X, line 5			4 16,473,693
5 Multiply line 4 by line 3			5 778,810
6 Enter 1% of net investment income (1% of Part I, line 27b)			6 4,765
7 Add lines 5 and 6			7 783,575
8 Enter qualifying distributions from Part XII, line 4			8 856,519

If line 8 is equal to or greater than line 7, check the box in Part VI, line 1b, and complete that part using a 1% tax rate See the Part VI instructions

Part VI Excise Tax Based on Investment Income (Section 4940(a), 4940(b), 4940(e), or 4948—see instructions)

1a	Exempt operating foundations described in section 4940(d)(2), check here <input type="checkbox"/> and enter "N/A" on line 1 Date of ruling or determination letter _____ (attach copy of letter if necessary—see instructions)		
b	Domestic foundations that meet the section 4940(e) requirements in Part V, check here <input checked="" type="checkbox"/> and enter 1% of Part I, line 27b	1	4,765
c	All other domestic foundations enter 2% of line 27b. Exempt foreign organizations enter 4% of Part I, line 12, col (b)		
2	Tax under section 511 (domestic section 4947(a)(1) trusts and taxable foundations only. Others enter -0-)	2	0
3	Add lines 1 and 2.	3	4,765
4	Subtitle A (income) tax (domestic section 4947(a)(1) trusts and taxable foundations only. Others enter -0-)	4	0
5	Tax based on investment income. Subtract line 4 from line 3. If zero or less, enter -0-	5	4,765
6	Credits/Payments		
a	2016 estimated tax payments and 2015 overpayment credited to 2016	6a	9,844
b	Exempt foreign organizations—tax withheld at source	6b	
c	Tax paid with application for extension of time to file (Form 8868)	6c	0
d	Backup withholding erroneously withheld	6d	
7	Total credits and payments. Add lines 6a through 6d.	7	9,844
8	Enter any penalty for underpayment of estimated tax. Check here <input checked="" type="checkbox"/> if Form 2220 is attached	8	0
9	Tax due. If the total of lines 5 and 8 is more than line 7, enter amount owed	9	
10	Overpayment. If line 7 is more than the total of lines 5 and 8, enter the amount overpaid	10	5,079
11	Enter the amount of line 10 to be Credited to 2017 estimated tax <input type="checkbox"/> 4,768 Refunded <input type="checkbox"/>	11	311

Part VII-A Statements Regarding Activities

	Yes	No
1a During the tax year, did the foundation attempt to influence any national, state, or local legislation or did it participate or intervene in any political campaign?	1a	No
b Did it spend more than \$100 during the year (either directly or indirectly) for political purposes (see Instructions for definition)? <i>If the answer is "Yes" to 1a or 1b, attach a detailed description of the activities and copies of any materials published or distributed by the foundation in connection with the activities</i>	1b	No
c Did the foundation file Form 1120-POL for this year?	1c	No
d Enter the amount (if any) of tax on political expenditures (section 4955) imposed during the year (1) On the foundation <input type="checkbox"/> \$ _____ (2) On foundation managers <input type="checkbox"/> \$ _____		
e Enter the reimbursement (if any) paid by the foundation during the year for political expenditure tax imposed on foundation managers <input type="checkbox"/> \$ _____		
2 Has the foundation engaged in any activities that have not previously been reported to the IRS? <i>If "Yes," attach a detailed description of the activities</i>	2	No
3 Has the foundation made any changes, not previously reported to the IRS, in its governing instrument, articles of incorporation, or bylaws, or other similar instruments? <i>If "Yes," attach a conformed copy of the changes</i>	3	No
4a Did the foundation have unrelated business gross income of \$1,000 or more during the year?	4a	No
b If "Yes," has it filed a tax return on Form 990-T for this year?	4b	
5 Was there a liquidation, termination, dissolution, or substantial contraction during the year? <i>If "Yes," attach the statement required by General Instruction T</i>	5	No
6 Are the requirements of section 508(e) (relating to sections 4941 through 4945) satisfied either • By language in the governing instrument, or • By state legislation that effectively amends the governing instrument so that no mandatory directions that conflict with the state law remain in the governing instrument?	6	Yes
7 Did the foundation have at least \$5,000 in assets at any time during the year? <i>If "Yes," complete Part II, col (c), and Part XV</i>	7	Yes
8a Enter the states to which the foundation reports or with which it is registered (see instructions) <input type="checkbox"/> VA _____		
b If the answer is "Yes" to line 7, has the foundation furnished a copy of Form 990-PF to the Attorney General (or designate) of each state as required by General Instruction G? <i>If "No," attach explanation</i> .	8b	Yes
9 Is the foundation claiming status as a private operating foundation within the meaning of section 4942(j)(3) or 4942(j)(5) for calendar year 2016 or the taxable year beginning in 2016 (see instructions for Part XIV)? <i>If "Yes," complete Part XIV</i>	9	No
10 Did any persons become substantial contributors during the tax year? <i>If "Yes," attach a schedule listing their names and addresses</i>	10	No

Part VII-A Statements Regarding Activities (continued)

11	At any time during the year, did the foundation, directly or indirectly, own a controlled entity within the meaning of section 512(b)(13)? If "Yes," attach schedule (see instructions).	11		No
12	Did the foundation make a distribution to a donor advised fund over which the foundation or a disqualified person had advisory privileges? If "Yes," attach statement (see instructions)	12		No
13	Did the foundation comply with the public inspection requirements for its annual returns and exemption application? Website address ► _____	13	Yes	
14	The books are in care of ► <u>WELLS FARGO BANK NA</u> Telephone no ► <u>(855) 739-2922</u>			

Located at ► 100 N MAIN ST FL6 D4001-065 WINSTONSALEM NC ZIP+4 ► 271013818

15	Section 4947(a)(1) nonexempt charitable trusts filing Form 990-PF in lieu of Form 1041 —Check here	<input type="checkbox"/>		
	and enter the amount of tax-exempt interest received or accrued during the year	► 15		
16	At any time during calendar year 2016, did the foundation have an interest in or a signature or other authority over a bank, securities, or other financial account in a foreign country?	16	Yes	No
	See instructions for exceptions and filing requirements for FinCEN Form 114, Report of Foreign Bank and Financial Accounts (FBAR) If "Yes," enter the name of the foreign country ► _____			

Part VII-B Statements Regarding Activities for Which Form 4720 May Be Required

File Form 4720 if any item is checked in the "Yes" column, unless an exception applies.

1a	During the year did the foundation (either directly or indirectly)		Yes	No
	(1) Engage in the sale or exchange, or leasing of property with a disqualified person? <input type="checkbox"/> Yes <input checked="" type="checkbox"/> No			
	(2) Borrow money from, lend money to, or otherwise extend credit to (or accept it from) a disqualified person? <input type="checkbox"/> Yes <input checked="" type="checkbox"/> No			
	(3) Furnish goods, services, or facilities to (or accept them from) a disqualified person? <input checked="" type="checkbox"/> Yes <input type="checkbox"/> No			
	(4) Pay compensation to, or pay or reimburse the expenses of, a disqualified person? <input checked="" type="checkbox"/> Yes <input type="checkbox"/> No			
	(5) Transfer any income or assets to a disqualified person (or make any of either available for the benefit or use of a disqualified person)? <input type="checkbox"/> Yes <input checked="" type="checkbox"/> No			
	(6) Agree to pay money or property to a government official? (Exception. Check "No" if the foundation agreed to make a grant to or to employ the official for a period after termination of government service, if terminating within 90 days). <input type="checkbox"/> Yes <input checked="" type="checkbox"/> No			
b	If any answer is "Yes" to 1a(1)–(6), did any of the acts fail to qualify under the exceptions described in Regulations section 53.4941(d)-3 or in a current notice regarding disaster assistance (see instructions)?	1b		No
	Organizations relying on a current notice regarding disaster assistance check here.			
c	Did the foundation engage in a prior year in any of the acts described in 1a, other than excepted acts, that were not corrected before the first day of the tax year beginning in 2016?	1c		No
2	Taxes on failure to distribute income (section 4942) (does not apply for years the foundation was a private operating foundation defined in section 4942(j)(3) or 4942(j)(5))			
a	At the end of tax year 2016, did the foundation have any undistributed income (lines 6d and 6e, Part XIII) for tax year(s) beginning before 2016?		<input type="checkbox"/> Yes <input checked="" type="checkbox"/> No	
	If "Yes," list the years ► 20____, 20____, 20____, 20____			
b	Are there any years listed in 2a for which the foundation is not applying the provisions of section 4942(a)(2) (relating to incorrect valuation of assets) to the year's undistributed income? (If applying section 4942(a)(2) to all years listed, answer "No" and attach statement—see instructions)	2b		No
c	If the provisions of section 4942(a)(2) are being applied to any of the years listed in 2a, list the years here ► 20____, 20____, 20____, 20____			
3a	Did the foundation hold more than a 2% direct or indirect interest in any business enterprise at any time during the year?		<input type="checkbox"/> Yes <input checked="" type="checkbox"/> No	
b	If "Yes," did it have excess business holdings in 2016 as a result of (1) any purchase by the foundation or disqualified persons after May 26, 1969, (2) the lapse of the 5-year period (or longer period approved by the Commissioner under section 4943(c)(7)) to dispose of holdings acquired by gift or bequest, or (3) the lapse of the 10-, 15-, or 20-year first phase holding period? (Use Schedule C, Form 4720, to determine if the foundation had excess business holdings in 2016).	3b		
4a	Did the foundation invest during the year any amount in a manner that would jeopardize its charitable purposes?	4a		No
b	Did the foundation make any investment in a prior year (but after December 31, 1969) that could jeopardize its charitable purpose that had not been removed from jeopardy before the first day of the tax year beginning in 2016?	4b		No

Part VII-B Statements Regarding Activities for Which Form 4720 May Be Required (Continued)

5a During the year did the foundation pay or incur any amount to <ul style="list-style-type: none"> (1) Carry on propaganda, or otherwise attempt to influence legislation (section 4945(e))? <input type="checkbox"/> Yes <input checked="" type="checkbox"/> No (2) Influence the outcome of any specific public election (see section 4955), or to carry on, directly or indirectly, any voter registration drive? <input type="checkbox"/> Yes <input checked="" type="checkbox"/> No (3) Provide a grant to an individual for travel, study, or other similar purposes? <input type="checkbox"/> Yes <input checked="" type="checkbox"/> No (4) Provide a grant to an organization other than a charitable, etc., organization described in section 4945(d)(4)(A)? (see instructions). <input type="checkbox"/> Yes <input checked="" type="checkbox"/> No (5) Provide for any purpose other than religious, charitable, scientific, literary, or educational purposes, or for the prevention of cruelty to children or animals? <input type="checkbox"/> Yes <input checked="" type="checkbox"/> No b If any answer is "Yes" to 5a(1)–(5), did any of the transactions fail to qualify under the exceptions described in Regulations section 53.4945 or in a current notice regarding disaster assistance (see instructions)? <input type="checkbox"/> Yes <input checked="" type="checkbox"/> No Organizations relying on a current notice regarding disaster assistance check here. <input type="checkbox"/> Yes <input checked="" type="checkbox"/> No	5b		
c If the answer is "Yes" to question 5a(4), does the foundation claim exemption from the tax because it maintained expenditure responsibility for the grant? <input type="checkbox"/> Yes <input type="checkbox"/> No <i>If "Yes," attach the statement required by Regulations section 53.4945–5(d)</i>			
6a Did the foundation, during the year, receive any funds, directly or indirectly, to pay premiums on a personal benefit contract? <input type="checkbox"/> Yes <input checked="" type="checkbox"/> No			
b Did the foundation, during the year, pay premiums, directly or indirectly, on a personal benefit contract? <input type="checkbox"/> Yes <input checked="" type="checkbox"/> No <i>If "Yes" to 6b, file Form 8870</i>	6b		No
7a At any time during the tax year, was the foundation a party to a prohibited tax shelter transaction? <input type="checkbox"/> Yes <input checked="" type="checkbox"/> No			
b If yes, did the foundation receive any proceeds or have any net income attributable to the transaction? <input type="checkbox"/> Yes <input checked="" type="checkbox"/> No	7b		

Part VIII Information About Officers, Directors, Trustees, Foundation Managers, Highly Paid Employees, and Contractors

1 List all officers, directors, trustees, foundation managers and their compensation (see instructions).				
(a) Name and address	Title, and average hours per week (b) devoted to position	(c) Compensation (If not paid, enter -0-)	(d) Contributions to employee benefit plans and deferred compensation	Expense account, (e) other allowances
WELLS FARGO BANK NA 1525 W WT HARRIS BLVD D1114-044 CHARLOTTE, NC 282881161	TRUSTEE 0	150,063		
2 Compensation of five highest-paid employees (other than those included on line 1—see instructions). If none, enter "NONE."				
(a) Name and address of each employee paid more than \$50,000	Title, and average hours per week (b) devoted to position	(c) Compensation	(d) Contributions to employee benefit plans and deferred compensation	Expense account, (e) other allowances
NONE				
Total number of other employees paid over \$50,000.				0

Part VIII Information About Officers, Directors, Trustees, Foundation Managers, Highly Paid Employees, and Contractors *(continued)*

3 Five highest-paid independent contractors for professional services (see instructions). If none, enter "NONE".

(a) Name and address of each person paid more than \$50,000	(b) Type of service	(c) Compensation
NONE		
Total number of others receiving over \$50,000 for professional services.		0

Part IX-A Summary of Direct Charitable Activities

List the foundation's four largest direct charitable activities during the tax year. Include relevant statistical information such as the number of organizations and other beneficiaries served, conferences convened, research papers produced, etc.

	Expenses
1	
2	
3	
4	

Part IX-B Summary of Program-Related Investments (see instructions)

Describe the two largest program-related investments made by the foundation during the tax year on lines 1 and 2	Amount
1	
2	
All other program-related investments. See instructions.	
3	
Total. Add lines 1 through 3	

Part X Minimum Investment Return (All domestic foundations must complete this part. Foreign foundations, see instructions.)

1	Fair market value of assets not used (or held for use) directly in carrying out charitable, etc., purposes		
a	Average monthly fair market value of securities.	1a	16,143,466
b	Average of monthly cash balances.	1b	581,095
c	Fair market value of all other assets (see instructions).	1c	0
d	Total (add lines 1a, b, and c).	1d	16,724,561
e	Reduction claimed for blockage or other factors reported on lines 1a and 1c (attach detailed explanation).	1e	0
2	Acquisition indebtedness applicable to line 1 assets.	2	0
3	Subtract line 2 from line 1d.	3	16,724,561
4	Cash deemed held for charitable activities. Enter 1 1/2% of line 3 (for greater amount, see instructions).	4	250,868
5	Net value of noncharitable-use assets. Subtract line 4 from line 3. Enter here and on Part V, line 4.	5	16,473,693
6	Minimum investment return. Enter 5% of line 5.	6	823,685

Part XI Distributable Amount (see instructions) (Section 4942(j)(3) and (j)(5) private operating foundations and certain foreign organizations check here ☐ and do not complete this part.)

1	Minimum investment return from Part X, line 6.	1	823,685
2a	Tax on investment income for 2016 from Part VI, line 5.	2a	4,765
b	Income tax for 2016 (This does not include the tax from Part VI).	2b	
c	Add lines 2a and 2b.	2c	4,765
3	Distributable amount before adjustments. Subtract line 2c from line 1.	3	818,920
4	Recoveries of amounts treated as qualifying distributions.	4	0
5	Add lines 3 and 4.	5	818,920
6	Deduction from distributable amount (see instructions).	6	0
7	Distributable amount as adjusted. Subtract line 6 from line 5. Enter here and on Part XIII, line 1.	7	818,920

Part XII Qualifying Distributions (see instructions)

1	Amounts paid (including administrative expenses) to accomplish charitable, etc., purposes		
a	Expenses, contributions, gifts, etc.—total from Part I, column (d), line 26.	1a	856,519
b	Program-related investments—total from Part IX-B.	1b	0
2	Amounts paid to acquire assets used (or held for use) directly in carrying out charitable, etc., purposes.	2	0
3	Amounts set aside for specific charitable projects that satisfy the		
a	Suitability test (prior IRS approval required).	3a	0
b	Cash distribution test (attach the required schedule).	3b	0
4	Qualifying distributions. Add lines 1a through 3b. Enter here and on Part V, line 8, and Part XIII, line 4.	4	856,519
5	Foundations that qualify under section 4940(e) for the reduced rate of tax on net investment income. Enter 1% of Part I, line 27b (see instructions).	5	4,765
6	Adjusted qualifying distributions. Subtract line 5 from line 4.	6	851,754

Note: The amount on line 6 will be used in Part V, column (b), in subsequent years when calculating whether the foundation qualifies for the section 4940(e) reduction of tax in those years.

Part XIII Undistributed Income (see instructions)

	(a) Corpus	(b) Years prior to 2015	(c) 2015	(d) 2016
1 Distributable amount for 2016 from Part XI, line 7				818,920
2 Undistributed income, if any, as of the end of 2016				
a Enter amount for 2015 only.			818,003	
b Total for prior years 2014, 20____, 20____		0		
3 Excess distributions carryover, if any, to 2016				
a From 2011. 0				
b From 2012. 0				
c From 2013. 0				
d From 2014. 0				
e From 2015. 0				
f Total of lines 3a through e.	0			
4 Qualifying distributions for 2016 from Part XII, line 4 ▶ \$ <u>856,519</u>				
a Applied to 2015, but not more than line 2a			818,003	
b Applied to undistributed income of prior years (Election required—see instructions).		0		
c Treated as distributions out of corpus (Election required—see instructions).	0			
d Applied to 2016 distributable amount.				38,516
e Remaining amount distributed out of corpus	0			
5 Excess distributions carryover applied to 2016 (If an amount appears in column (d), the same amount must be shown in column (a))	0			0
6 Enter the net total of each column as indicated below:				
a Corpus Add lines 3f, 4c, and 4e Subtract line 5	0			
b Prior years' undistributed income Subtract line 4b from line 2b		0		
c Enter the amount of prior years' undistributed income for which a notice of deficiency has been issued, or on which the section 4942(a) tax has been previously assessed.		0		
d Subtract line 6c from line 6b Taxable amount—see instructions		0		
e Undistributed income for 2015 Subtract line 4a from line 2a Taxable amount—see instructions			0	
f Undistributed income for 2016 Subtract lines 4d and 5 from line 1 This amount must be distributed in 2017				780,404
7 Amounts treated as distributions out of corpus to satisfy requirements imposed by section 170(b)(1)(F) or 4942(g)(3) (Election may be required - see instructions).	0			
8 Excess distributions carryover from 2011 not applied on line 5 or line 7 (see instructions).	0			
9 Excess distributions carryover to 2017. Subtract lines 7 and 8 from line 6a	0			
10 Analysis of line 9				
a Excess from 2012. 0				
b Excess from 2013. 0				
c Excess from 2014. 0				
d Excess from 2015. 0				
e Excess from 2016. 0				

Part XIV Private Operating Foundations (see instructions and Part VII-A, question 9)

1a If the foundation has received a ruling or determination letter that it is a private operating foundation, and the ruling is effective for 2016, enter the date of the ruling. ▶

b Check box to indicate whether the organization is a private operating foundation described in section ☐ 4942(j)(3) or ☐ 4942(j)(5)

2a Enter the lesser of the adjusted net income from Part I or the minimum investment return from Part X for each year listed

	Tax year	Prior 3 years			(e) Total
	(a) 2016	(b) 2015	(c) 2014	(d) 2013	
b 85% of line 2a					
c Qualifying distributions from Part XII, line 4 for each year listed					
d Amounts included in line 2c not used directly for active conduct of exempt activities					
e Qualifying distributions made directly for active conduct of exempt activities. Subtract line 2d from line 2c					
3 Complete 3a, b, or c for the alternative test relied upon					
a "Assets" alternative test—enter					
(1) Value of all assets					
(2) Value of assets qualifying under section 4942(j)(3)(B)(i)					
b "Endowment" alternative test— enter 2/3 of minimum investment return shown in Part X, line 6 for each year listed.					
c "Support" alternative test—enter					
(1) Total support other than gross investment income (interest, dividends, rents, payments on securities loans (section 512(a)(5)), or royalties)					
(2) Support from general public and 5 or more exempt organizations as provided in section 4942(j)(3)(B)(iii).					
(3) Largest amount of support from an exempt organization					
(4) Gross investment income					

Part XV Supplementary Information (Complete this part only if the organization had \$5,000 or more in assets at any time during the year—see instructions.)

1 Information Regarding Foundation Managers:

a List any managers of the foundation who have contributed more than 2% of the total contributions received by the foundation before the close of any tax year (but only if they have contributed more than \$5,000) (See section 507(d)(2))

b List any managers of the foundation who own 10% or more of the stock of a corporation (or an equally large portion of the ownership of a partnership or other entity) of which the foundation has a 10% or greater interest

2 Information Regarding Contribution, Grant, Gift, Loan, Scholarship, etc., Programs:

Check here ☐ if the foundation only makes contributions to preselected charitable organizations and does not accept unsolicited requests for funds. If the foundation makes gifts, grants, etc. (see instructions) to individuals or organizations under other conditions, complete items 2a, b, c, and d

a The name, address, and telephone number or e-mail address of the person to whom applications should be addressed

Wells Fargo Philanthropic Services
100 N Main St D4001-065
WinstonSalem, NC 27101
(888) 234-1999

b The form in which applications should be submitted and information and materials they should include

Apply online at www.wellsfargo.com/privatefoundationgrants/mccausland

c Any submission deadlines

September 30

d Any restrictions or limitations on awards, such as by geographical areas, charitable fields, kinds of institutions, or other factors

Limited to programs supporting the care, protection, and prevention of cruelty to animals. The trust does not support organizations that engage in euthanasia.

Part XV **Supplementary Information** (continued)**3 Grants and Contributions Paid During the Year or Approved for Future Payment**

Recipient Name and address (home or business)	If recipient is an individual, show any relationship to any foundation manager or substantial contributor	Foundation status of recipient	Purpose of grant or contribution	Amount
a <i>Paid during the year</i> See Additional Data Table				
Total			▶ 3a	818,003
b <i>Approved for future payment</i>				
Total			▶ 3b	

Enter gross amounts unless otherwise indicated

Part XVI-B Relationship of Activities to the Accomplishment of Exempt Purposes

Form **990-PF** (2016)

Part XVII

- | | Yes | No |
|-------|-----|----|
| 1a(1) | | No |
| 1a(2) | | No |
| 1b(1) | | No |
| 1b(2) | | No |
| 1b(3) | | No |
| 1b(4) | | No |
| 1b(5) | | No |
| 1b(6) | | No |
| 1c | | No |

[illegible]

- 2a** Is the foundation directly or indirectly affiliated with, or related to, one or more tax-exempt organizations described in section 501(c) of the Code (other than section 501(c)(3)) or in section 527? ☐ Yes ☒ No

- b** If "Yes," complete the following schedule

(a) Name of organization	(b) Type of organization	(c) Description of relationship

**Sign
Here**

Under penalties of perjury, I declare that I have examined this return, including accompanying schedules and statements, and to the best of my knowledge and belief, it is true, correct, and complete. Declaration of preparer (other than taxpayer) is based on all information of which preparer has any knowledge.

May the IRS discuss this return with the preparer shown below (see instr)? ☐ Yes ☐ No

**Paid
Preparer
Use Only**

Paid Preparer Use Only	Print/Type preparer's name	Preparer's Signature	Date	Check if self-employed <input type="checkbox"/>	PTIN
	Firm's name ▶				Firm's EIN ▶
	Firm's address ▶				Phone no

Form 990PF Part IV - Capital Gains and Losses for Tax on Investment Income - Columns a - d

List and describe the kind(s) of property sold (e g , real estate, (a) 2-story brick warehouse, or common stock, 200 shs MLC Co)	(b) How acquired P—Purchase D—Donation	(c) Date acquired (mo , day, yr)	(d) Date sold (mo , day, yr)
31 AAON INC		2015-01-07	2016-03-28
162 AT & T INC		2016-05-20	2016-08-19
41 ADVISORY BRD CO		2014-03-17	2016-07-28
61 ADVISORY BRD CO		2015-11-24	2016-12-21
55 AFFILIATED MANAGERS GROUP, INC COM		2016-03-17	2016-11-28
20 ALLETE INC		2015-04-23	2016-03-22
23 ALLETE INC		2015-04-23	2016-06-30
73 ALLETE INC		2013-01-14	2016-11-21
25 ALPHABET INC CL A		2013-04-18	2016-08-19
75 AMERICAN ASSETS TRUST INC		2015-04-09	2016-09-27

Form 990PF Part IV - Capital Gains and Losses for Tax on Investment Income - Columns e - h

(e) Gross sales price	(f) Depreciation allowed (or allowable)	(g) Cost or other basis plus expense of sale	(h) Gain or (loss) (e) plus (f) minus (g)
834		628	206
6,637		6,249	388
1,732		2,698	-966
1,978		3,567	-1,589
8,068		8,863	-795
1,144		1,013	131
1,460		1,073	387
4,448		3,180	1,268
19,956		9,573	10,383
3,298		2,905	393

Form 990PF Part IV - Capital Gains and Losses for Tax on Investment Income - Columns i - l

Complete only for assets showing gain in column (h) and owned by the foundation on 12/31/69			(l) Gains (Col (h) gain minus col (k), but not less than -0-) or Losses (from col (h))
(i) F M V as of 12/31/69	(j) Adjusted basis as of 12/31/69	(k) Excess of col (i) over col (j), if any	
			206
			388
			-966
			-1,589
			-795
			131
			387
			1,268
			10,383
			393

Form 990PF Part IV - Capital Gains and Losses for Tax on Investment Income - Columns a - d

List and describe the kind(s) of property sold (e g , real estate, (a) 2-story brick warehouse, or common stock, 200 shs MLC Co)	(b) How acquired P—Purchase D—Donation	(c) Date acquired (mo , day, yr)	(d) Date sold (mo , day, yr)
94 AMERICAN ASSETS TRUST INC		2014-01-27	2016-11-22
1255 AMERIPRISE FINL INC		2015-09-11	2016-03-17
31 AMSURG CORP		2015-01-12	2016-03-03
25000 AON CORP 3 125% 5/27/16		2011-05-24	2016-05-27
197 APPLE INC		2008-11-04	2016-08-19
17263 643 ASHMORE EMERG MKTS CR DB-INS		2014-05-08	2016-08-17
504 ASTRAZENECA PLC ADR		2012-10-18	2016-02-18
16 ASTRONICS CORP		2015-10-19	2016-10-24
35 ASTRONICS CORP		2015-10-19	2016-10-27
53 BASF AKTIENGESELLSCHAFT - LVL 1 ADR		2012-10-18	2016-08-19

Form 990PF Part IV - Capital Gains and Losses for Tax on Investment Income - Columns e - h

(e) Gross sales price	(f) Depreciation allowed (or allowable)	(g) Cost or other basis plus expense of sale	(h) Gain or (loss) (e) plus (f) minus (g)
3,806		2,926	880
117,497		152,526	-35,029
2,209		1,664	545
25,000		24,990	10
21,518		3,029	18,489
139,318		161,951	-22,633
14,990		11,993	2,997
581		549	32
13		11	2
4,333		4,576	-243

Form 990PF Part IV - Capital Gains and Losses for Tax on Investment Income - Columns i - l

Complete only for assets showing gain in column (h) and owned by the foundation on 12/31/69			(I) Gains (Col (h) gain minus col (k), but not less than -0-) or Losses (from col (h))
(i) F M V as of 12/31/69	(j) Adjusted basis as of 12/31/69	(k) Excess of col (i) over col (j), if any	
			880
			-35,029
			545
			10
			18,489
			-22,633
			2,997
			32
			2
			-243

Form 990PF Part IV - Capital Gains and Losses for Tax on Investment Income - Columns a - d

List and describe the kind(s) of property sold (e g , real estate, (a) 2-story brick warehouse, or common stock, 200 shs MLC Co)	(b) How acquired P—Purchase D—Donation	(c) Date acquired (mo , day, yr)	(d) Date sold (mo , day, yr)
25 BALCHEM CORP CLASS B		2014-07-15	2016-04-22
2738 BANCO BILBAO VIZCAYA ARGENT- ADR		2015-04-16	2016-06-28
61 BANK N S HALIFAX		2012-10-18	2016-08-19
75000 BANK OF NOVA SCOTIA 1 375% 7/15/16		2013-07-23	2016-07-15
2499 BARCLAYS BANK PLC IPATH BLOOMBERG CO		2014-06-25	2016-03-14
60000 BARCLAYS BANK PLC 5 125% 1/08/20		2014-02-20	2016-03-08
61 BEMIS INC		2015-09-01	2016-08-19
500 BERKSHIRE HATHAWAY INC		2012-05-23	2016-10-07
72 BERRY PLASTICS GROUP INC		2015-03-23	2016-04-13
154 BHP BILLITON LIMITED - ADR		2015-09-01	2016-06-28

Form 990PF Part IV - Capital Gains and Losses for Tax on Investment Income - Columns e - h

(e) Gross sales price	(f) Depreciation allowed (or allowable)	(g) Cost or other basis plus expense of sale	(h) Gain or (loss) (e) plus (f) minus (g)
1,594		1,076	518
14,707		27,287	-12,580
3,146		3,370	-224
75,000		75,430	-430
54,127		100,210	-46,083
65,833		67,795	-1,962
3,129		2,564	565
72,362		39,505	32,857
2,586		1,685	901
4,194		5,294	-1,100

Form 990PF Part IV - Capital Gains and Losses for Tax on Investment Income - Columns i - l

Complete only for assets showing gain in column (h) and owned by the foundation on 12/31/69			(l) Gains (Col (h) gain minus col (k), but not less than -0-) or Losses (from col (h))
(i) F M V as of 12/31/69	(j) Adjusted basis as of 12/31/69	(k) Excess of col (i) over col (j), if any	
			518
			-12,580
			-224
			-430
			-46,083
			-1,962
			565
			32,857
			901
			-1,100

Form 990PF Part IV - Capital Gains and Losses for Tax on Investment Income - Columns a - d

List and describe the kind(s) of property sold (e g , real estate, (a) 2-story brick warehouse, or common stock, 200 shs MLC Co)	(b) How acquired P—Purchase D—Donation	(c) Date acquired (mo , day, yr)	(d) Date sold (mo , day, yr)
393 BHP BILLITON LIMITED - ADR		2015-02-20	2016-06-28
9 BIO RAD LABS INC CL A		2013-08-13	2016-01-29
14 BIO-TECHNE CORP		2016-04-15	2016-06-23
69 BLOOMIN' BRANDS INC		2015-03-26	2016-10-04
500 BOEING CO		2014-08-08	2016-10-07
220 BOOT BARN HOLDINGS INC		2015-08-05	2016-01-20
137 BOTTOMLINE TECHNOLOGIES DEL INC		2014-10-31	2016-12-20
72 BRITISH AMERICAN TOBACCO P L C - ADR		2013-06-26	2016-08-05
41 BRITISH AMERICAN TOBACCO P L C - ADR		2013-06-26	2016-08-19
49 BRITISH AMERICAN TOBACCO P L C - ADR		2013-06-26	2016-10-07

Form 990PF Part IV - Capital Gains and Losses for Tax on Investment Income - Columns e - h

(e) Gross sales price	(f) Depreciation allowed (or allowable)	(g) Cost or other basis plus expense of sale	(h) Gain or (loss) (e) plus (f) minus (g)
10,704		25,243	-14,539
1,137		1,077	60
1,557		1,284	273
1,184		1,643	-459
67,082		41,610	25,472
1,368		6,600	-5,232
3,429		3,650	-221
9,080		7,538	1,542
5,230		4,292	938
5,934		5,041	893

Form 990PF Part IV - Capital Gains and Losses for Tax on Investment Income - Columns i - l

Complete only for assets showing gain in column (h) and owned by the foundation on 12/31/69			(I) Gains (Col (h) gain minus col (k), but not less than -0-) or Losses (from col (h))
(i) F M V as of 12/31/69	(j) Adjusted basis as of 12/31/69	(k) Excess of col (i) over col (j), if any	
			-14,539
			60
			273
			-459
			25,472
			-5,232
			-221
			1,542
			938
			893

Form 990PF Part IV - Capital Gains and Losses for Tax on Investment Income - Columns a - d

List and describe the kind(s) of property sold (e g , real estate, (a) 2-story brick warehouse, or common stock, 200 shs MLC Co)	(b) How acquired P—Purchase D—Donation	(c) Date acquired (mo , day, yr)	(d) Date sold (mo , day, yr)
500 CME GROUP INC		2012-10-12	2016-10-07
37 CALAVO GROWERS INC		2015-05-05	2016-03-02
17 CAMBREX CORP COM		2016-10-12	2016-12-29
21 CAVIUM INC		2016-01-20	2016-09-27
93 CAVIUM INC		2016-06-24	2016-12-06
535 CELANESE CORP		2016-03-17	2016-09-01
43 CEPHEID		2016-08-17	2016-09-09
37 CEPHEID		2016-07-15	2016-10-24
54 CEPHEID		2016-07-15	2016-10-31
883 CHEMICAL FINL CORP		2015-08-21	2016-09-15

Form 990PF Part IV - Capital Gains and Losses for Tax on Investment Income - Columns e - h

(e) Gross sales price	(f) Depreciation allowed (or allowable)	(g) Cost or other basis plus expense of sale	(h) Gain or (loss) (e) plus (f) minus (g)
51,892		28,195	23,697
1,781		1,843	-62
923		740	183
1,185		1,123	62
5,472		4,239	1,233
34,023		35,663	-1,640
2,253		1,503	750
1,957		1,227	730
2,854		1,791	1,063
39		31	8

Form 990PF Part IV - Capital Gains and Losses for Tax on Investment Income - Columns i - l

Complete only for assets showing gain in column (h) and owned by the foundation on 12/31/69			(I) Gains (Col (h) gain minus col (k), but not less than -0-) or Losses (from col (h))
(i) F M V as of 12/31/69	(j) Adjusted basis as of 12/31/69	(k) Excess of col (i) over col (j), if any	
			23,697
			-62
			183
			62
			1,233
			-1,640
			750
			730
			1,063
			8

Form 990PF Part IV - Capital Gains and Losses for Tax on Investment Income - Columns a - d

List and describe the kind(s) of property sold (e g , real estate, (a) 2-story brick warehouse, or common stock, 200 shs MLC Co)	(b) How acquired P—Purchase D—Donation	(c) Date acquired (mo , day, yr)	(d) Date sold (mo , day, yr)
50 CHEVRON CORP		2012-10-18	2016-08-19
106 CHEVRON CORP		2012-10-18	2016-12-02
23 CISCO SYSTEMS INC		2016-02-18	2016-08-19
193 CISCO SYSTEMS INC		2014-11-14	2016-08-19
9 CLARCOR INC		2012-12-03	2016-04-27
95 COCA COLA CO		2016-06-28	2016-08-19
276 COCA COLA CO		2015-06-19	2016-12-02
82 COCA COLA CO		2016-06-28	2016-12-02
27 COGNEX CORP		2015-11-24	2016-05-03
172 COMPASS GROUP PLC - ADR		2015-02-20	2016-08-19

Form 990PF Part IV - Capital Gains and Losses for Tax on Investment Income - Columns e - h

(e) Gross sales price	Depreciation allowed (f) (or allowable)	Cost or other basis (g) plus expense of sale	Gain or (loss) (h) (e) plus (f) minus (g)
5,120		5,729	-609
11,952		12,145	-193
703		608	95
5,896		5,024	872
536		416	120
4,164		4,168	-4
11,120		11,205	-85
3,304		3,598	-294
1,089		995	94
3,370		3,011	359

Form 990PF Part IV - Capital Gains and Losses for Tax on Investment Income - Columns i - l

Complete only for assets showing gain in column (h) and owned by the foundation on 12/31/69			Gains (Col (h) gain minus col (k), but not less than -0-) or (l) Losses (from col (h))
(i) F M V as of 12/31/69	Adjusted basis (j) as of 12/31/69	Excess of col (i) (k) over col (j), if any	
			-609
			-193
			95
			872
			120
			-4
			-85
			-294
			94
			359

Form 990PF Part IV - Capital Gains and Losses for Tax on Investment Income - Columns a - d

List and describe the kind(s) of property sold (e g , real estate, (a) 2-story brick warehouse, or common stock, 200 shs MLC Co)	(b) How acquired P—Purchase D—Donation	(c) Date acquired (mo , day, yr)	(d) Date sold (mo , day, yr)
50000 CONOCOPHILLIPS COMPA 3 350% 11/15/24		2014-11-26	2016-02-25
54 CORPORATE OFFICE PROPERTIES COM		2015-04-16	2016-06-27
900 CUMMINS INC		2015-12-18	2016-11-10
500 WALT DISNEY CO		2013-04-18	2016-02-08
41 DOMINION RES INC VA		2012-10-18	2016-08-19
25000 DR PEPPER SNAPPLE GR 2 900% 1/15/16		2011-05-13	2016-01-15
12831 769 DREYFUS EMG MKT DEBT LOC C-I #6083		2014-05-08	2016-10-20
42 DUKE ENERGY HOLDING CORP COM		2016-06-28	2016-08-19
82 DUKE ENERGY HOLDING CORP COM		2016-06-28	2016-10-07
41 DUKE ENERGY HOLDING CORP COM		2012-11-14	2016-10-07

Form 990PF Part IV - Capital Gains and Losses for Tax on Investment Income - Columns e - h

(e) Gross sales price	(f) Depreciation allowed (or allowable)	(g) Cost or other basis plus expense of sale	(h) Gain or (loss) (e) plus (f) minus (g)
43,683		50,857	-7,174
1,519		1,545	-26
124,147		77,087	47,060
45,849		30,025	15,824
3,099		2,196	903
25,000		25,334	-334
151,415		175,985	-24,570
3,427		3,506	-79
6,318		6,846	-528
3,159		2,504	655

Form 990PF Part IV - Capital Gains and Losses for Tax on Investment Income - Columns i - l

Complete only for assets showing gain in column (h) and owned by the foundation on 12/31/69			(l) Gains (Col (h) gain minus col (k), but not less than -0-) or Losses (from col (h))
(i) F M V as of 12/31/69	(j) Adjusted basis as of 12/31/69	(k) Excess of col (i) over col (j), if any	
			-7,174
			-26
			47,060
			15,824
			903
			-334
			-24,570
			-79
			-528
			655

Form 990PF Part IV - Capital Gains and Losses for Tax on Investment Income - Columns a - d

List and describe the kind(s) of property sold (e g , real estate, (a) 2-story brick warehouse, or common stock, 200 shs MLC Co)	(b) How acquired P—Purchase D—Donation	(c) Date acquired (mo , day, yr)	(d) Date sold (mo , day, yr)
505 ENI SPA - ADR		2013-06-26	2016-06-28
19 ELLIE MAE INC		2015-10-27	2016-02-10
16 ELLIE MAE INC		2015-10-27	2016-03-03
168 ENSIGN GROUP INC/THE		2015-03-12	2016-10-31
28 EVERCORE PARTNERS INC		2015-03-23	2016-05-23
13 EXAMWORKS GROUP INC		2015-07-14	2016-04-20
102 EXAMWORKS GROUP INC		2015-08-07	2016-05-23
83 EXXON MOBIL CORPORATION		2014-07-29	2016-08-19
504 37 FHLMC POOL #G13585 4 500% 5/01/24		2012-02-24	2016-01-15
278 37 FHLMC POOL #G13585 4 500% 5/01/24		2012-02-24	2016-02-15

Form 990PF Part IV - Capital Gains and Losses for Tax on Investment Income - Columns e - h

(e) Gross sales price	(f) Depreciation allowed (or allowable)	(g) Cost or other basis plus expense of sale	(h) Gain or (loss) (e) plus (f) minus (g)
15,330		21,958	-6,628
1,147		1,370	-223
1,351		1,146	205
3,122		3,592	-470
1,412		974	438
434		486	-52
3,539		3,766	-227
7,302		8,659	-1,357
504		538	-34
278		297	-19

Form 990PF Part IV - Capital Gains and Losses for Tax on Investment Income - Columns i - l

Complete only for assets showing gain in column (h) and owned by the foundation on 12/31/69			(l) Gains (Col (h) gain minus col (k), but not less than -0-) or Losses (from col (h))
(i) F M V as of 12/31/69	(j) Adjusted basis as of 12/31/69	(k) Excess of col (i) over col (j), if any	
			-6,628
			-223
			205
			-470
			438
			-52
			-227
			-1,357
			-34
			-19

Form 990PF Part IV - Capital Gains and Losses for Tax on Investment Income - Columns a - d

List and describe the kind(s) of property sold (e g , real estate, (a) 2-story brick warehouse, or common stock, 200 shs MLC Co)	(b) How acquired P—Purchase D—Donation	(c) Date acquired (mo , day, yr)	(d) Date sold (mo , day, yr)
467 8 FHLMC POOL #G13585 4 500% 5/01/24		2012-02-24	2016-03-15
283 35 FHLMC POOL #G13585 4 500% 5/01/24		2012-02-24	2016-04-15
359 2 FHLMC POOL #G13585 4 500% 5/01/24		2012-02-24	2016-05-15
389 44 FHLMC POOL #G13585 4 500% 5/01/24		2012-02-24	2016-06-15
312 07 FHLMC POOL #G13585 4 500% 5/01/24		2012-02-24	2016-07-15
398 38 FHLMC POOL #G13585 4 500% 5/01/24		2012-02-24	2016-08-15
428 47 FHLMC POOL #G13585 4 500% 5/01/24		2012-02-24	2016-09-15
388 31 FHLMC POOL #G13585 4 500% 5/01/24		2012-02-24	2016-10-15
346 94 FHLMC POOL #G13585 4 500% 5/01/24		2012-02-24	2016-11-15
302 49 FHLMC POOL #G13585 4 500% 5/01/24		2012-02-24	2016-12-15

Form 990PF Part IV - Capital Gains and Losses for Tax on Investment Income - Columns e - h

(e) Gross sales price	(f) Depreciation allowed (or allowable)	(g) Cost or other basis plus expense of sale	(h) Gain or (loss) (e) plus (f) minus (g)
468		499	-31
283		302	-19
359		383	-24
389		415	-26
312		333	-21
398		425	-27
428		457	-29
388		414	-26
347		370	-23
302		323	-21

Form 990PF Part IV - Capital Gains and Losses for Tax on Investment Income - Columns i - l

Complete only for assets showing gain in column (h) and owned by the foundation on 12/31/69			(I) Gains (Col (h) gain minus col (k), but not less than -0-) or Losses (from col (h))
(i) F M V as of 12/31/69	(j) Adjusted basis as of 12/31/69	(k) Excess of col (i) over col (j), if any	
			-31
			-19
			-24
			-26
			-21
			-27
			-29
			-26
			-23
			-21

Form 990PF Part IV - Capital Gains and Losses for Tax on Investment Income - Columns a - d

List and describe the kind(s) of property sold (e g , real estate, (a) 2-story brick warehouse, or common stock, 200 shs MLC Co)	(b) How acquired P—Purchase D—Donation	(c) Date acquired (mo , day, yr)	(d) Date sold (mo , day, yr)
1206 74 FHLMC POOL #E02735 3 500% 10/01/25		2012-08-21	2016-01-15
1171 03 FHLMC POOL #E02735 3 500% 10/01/25		2012-08-21	2016-02-15
1079 87 FHLMC POOL #E02735 3 500% 10/01/25		2012-08-21	2016-03-15
953 65 FHLMC POOL #E02735 3 500% 10/01/25		2012-08-21	2016-04-15
1130 97 FHLMC POOL #E02735 3 500% 10/01/25		2012-08-21	2016-05-15
973 66 FHLMC POOL #E02735 3 500% 10/01/25		2012-08-21	2016-06-15
1116 82 FHLMC POOL #E02735 3 500% 10/01/25		2012-08-21	2016-07-15
759 92 FHLMC POOL #E02735 3 500% 10/01/25		2012-08-21	2016-08-15
1340 26 FHLMC POOL #E02735 3 500% 10/01/25		2012-08-21	2016-09-15
954 68 FHLMC POOL #E02735 3 500% 10/01/25		2012-08-21	2016-10-15

Form 990PF Part IV - Capital Gains and Losses for Tax on Investment Income - Columns e - h

(e) Gross sales price	(f) Depreciation allowed (or allowable)	(g) Cost or other basis plus expense of sale	(h) Gain or (loss) (e) plus (f) minus (g)
1,207		1,271	-64
1,171		1,234	-63
1,080		1,138	-58
954		1,005	-51
1,131		1,191	-60
974		1,026	-52
1,117		1,177	-60
760		801	-41
1,340		1,412	-72
955		1,006	-51

Form 990PF Part IV - Capital Gains and Losses for Tax on Investment Income - Columns i - l

Complete only for assets showing gain in column (h) and owned by the foundation on 12/31/69			(I) Gains (Col (h) gain minus col (k), but not less than -0-) or Losses (from col (h))
(i) F M V as of 12/31/69	(j) Adjusted basis as of 12/31/69	(k) Excess of col (i) over col (j), if any	
			-64
			-63
			-58
			-51
			-60
			-52
			-60
			-41
			-72
			-51

Form 990PF Part IV - Capital Gains and Losses for Tax on Investment Income - Columns a - d

List and describe the kind(s) of property sold (e g , real estate, (a) 2-story brick warehouse, or common stock, 200 shs MLC Co)	(b) How acquired P—Purchase D—Donation	(c) Date acquired (mo , day, yr)	(d) Date sold (mo , day, yr)
965 98 FHLMC POOL #E02735 3 500% 10/01/25		2012-08-21	2016-11-15
1153 28 FHLMC POOL #E02735 3 500% 10/01/25		2012-08-21	2016-12-15
100000 FED NATL MTG ASSN 1 750% 9/12/19		2014-11-20	2016-09-07
331 03 FNMA POOL #AH6242 4 000% 4/01/26		2011-05-17	2016-01-25
340 34 FNMA POOL #AH6242 4 000% 4/01/26		2011-05-17	2016-02-25
454 67 FNMA POOL #AH6242 4 000% 4/01/26		2011-05-17	2016-03-25
147 57 FNMA POOL #AH6242 4 000% 4/01/26		2011-05-17	2016-04-25
647 98 FNMA POOL #AH6242 4 000% 4/01/26		2011-05-17	2016-05-25
416 69 FNMA POOL #AH6242 4 000% 4/01/26		2011-05-17	2016-06-25
224 2 FNMA POOL #AH6242 4 000% 4/01/26		2011-05-17	2016-07-25

Form 990PF Part IV - Capital Gains and Losses for Tax on Investment Income - Columns e - h

(e) Gross sales price	(f) Depreciation allowed (or allowable)	(g) Cost or other basis plus expense of sale	(h) Gain or (loss) (e) plus (f) minus (g)
966		1,018	-52
1,153		1,215	-62
102,312		99,957	2,355
331		345	-14
340		355	-15
455		474	-19
148		154	-6
648		676	-28
417		434	-17
224		234	-10

Form 990PF Part IV - Capital Gains and Losses for Tax on Investment Income - Columns i - l

Complete only for assets showing gain in column (h) and owned by the foundation on 12/31/69			(l) Gains (Col (h) gain minus col (k), but not less than -0-) or Losses (from col (h))
(i) F M V as of 12/31/69	(j) Adjusted basis as of 12/31/69	(k) Excess of col (i) over col (j), if any	
			-52
			-62
			2,355
			-14
			-15
			-19
			-6
			-28
			-17
			-10

Form 990PF Part IV - Capital Gains and Losses for Tax on Investment Income - Columns a - d

List and describe the kind(s) of property sold (e g , real estate, (a) 2-story brick warehouse, or common stock, 200 shs MLC Co)	(b) How acquired P—Purchase D—Donation	(c) Date acquired (mo , day, yr)	(d) Date sold (mo , day, yr)
334 26 FNMA POOL #AH6242 4 000% 4/01/26		2011-05-17	2016-08-25
280 66 FNMA POOL #AH6242 4 000% 4/01/26		2011-05-17	2016-09-25
244 06 FNMA POOL #AH6242 4 000% 4/01/26		2011-05-17	2016-10-25
324 21 FNMA POOL #AH6242 4 000% 4/01/26		2011-05-17	2016-11-25
328 36 FNMA POOL #AH6242 4 000% 4/01/26		2011-05-17	2016-12-25
143 FINANCIAL ENGINES INC		2014-11-07	2016-08-03
149 FIRST MIDWEST BANCORP INC DEL		2012-12-03	2016-08-05
149 FIRST MIDWEST BANCORP INC DEL		2012-12-03	2016-08-15
27000 FREEPORT-MCMORAN C 3 550% 3/01/22		2012-05-08	2016-02-02
1037 59 GNMA II POOL #MA0756 2 500% 2/20/28		2013-03-06	2016-01-20

Form 990PF Part IV - Capital Gains and Losses for Tax on Investment Income - Columns e - h

(e) Gross sales price	(f) Depreciation allowed (or allowable)	(g) Cost or other basis plus expense of sale	(h) Gain or (loss) (e) plus (f) minus (g)
334		349	-15
281		293	-12
244		254	-10
324		338	-14
328		342	-14
4,258		5,507	-1,249
2,830		1,871	959
2,834		1,871	963
11,813		26,943	-15,130
1,038		1,082	-44

Form 990PF Part IV - Capital Gains and Losses for Tax on Investment Income - Columns i - l

Complete only for assets showing gain in column (h) and owned by the foundation on 12/31/69			(l) Gains (Col (h) gain minus col (k), but not less than -0-) or Losses (from col (h))
(i) F M V as of 12/31/69	(j) Adjusted basis as of 12/31/69	(k) Excess of col (i) over col (j), if any	
			-15
			-12
			-10
			-14
			-14
			-1,249
			959
			963
			-15,130
			-44

Form 990PF Part IV - Capital Gains and Losses for Tax on Investment Income - Columns a - d

List and describe the kind(s) of property sold (e g , real estate, (a) 2-story brick warehouse, or common stock, 200 shs MLC Co)	(b) How acquired P—Purchase D—Donation	(c) Date acquired (mo , day, yr)	(d) Date sold (mo , day, yr)
852 8 GNMA II POOL #MA0756 2 500% 2/20/28		2013-03-06	2016-02-20
1125 91 GNMA II POOL #MA0756 2 500% 2/20/28		2013-03-06	2016-03-20
1385 22 GNMA II POOL #MA0756 2 500% 2/20/28		2013-03-06	2016-04-20
1324 57 GNMA II POOL #MA0756 2 500% 2/20/28		2013-03-06	2016-05-20
1299 6 GNMA II POOL #MA0756 2 500% 2/20/28		2013-03-06	2016-06-20
1432 67 GNMA II POOL #MA0756 2 500% 2/20/28		2013-03-06	2016-07-20
1247 11 GNMA II POOL #MA0756 2 500% 2/20/28		2013-03-06	2016-08-20
1419 22 GNMA II POOL #MA0756 2 500% 2/20/28		2013-03-06	2016-09-20
1486 53 GNMA II POOL #MA0756 2 500% 2/20/28		2013-03-06	2016-10-20
1127 32 GNMA II POOL #MA0756 2 500% 2/20/28		2013-03-06	2016-11-20

Form 990PF Part IV - Capital Gains and Losses for Tax on Investment Income - Columns e - h

(e) Gross sales price	(f) Depreciation allowed (or allowable)	(g) Cost or other basis plus expense of sale	(h) Gain or (loss) (e) plus (f) minus (g)
853		889	-36
1,126		1,174	-48
1,385		1,444	-59
1,325		1,381	-56
1,300		1,355	-55
1,433		1,494	-61
1,247		1,300	-53
1,419		1,480	-61
1,487		1,550	-63
1,127		1,175	-48

Form 990PF Part IV - Capital Gains and Losses for Tax on Investment Income - Columns i - l

Complete only for assets showing gain in column (h) and owned by the foundation on 12/31/69			(l) Gains (Col (h) gain minus col (k), but not less than -0-) or Losses (from col (h))
(i) F M V as of 12/31/69	(j) Adjusted basis as of 12/31/69	(k) Excess of col (i) over col (j), if any	
			-36
			-48
			-59
			-56
			-55
			-61
			-53
			-61
			-63
			-48

Form 990PF Part IV - Capital Gains and Losses for Tax on Investment Income - Columns a - d

List and describe the kind(s) of property sold (e g , real estate, (a) 2-story brick warehouse, or common stock, 200 shs MLC Co)	(b) How acquired P—Purchase D—Donation	(c) Date acquired (mo , day, yr)	(d) Date sold (mo , day, yr)
1352 81 GNMA II POOL #MA0756 2 500% 2/20/28		2013-03-06	2016-12-20
35 GENTHERM INC		2014-10-30	2016-04-19
212 GLAXOSMITHKLINE PLC - ADR		2012-10-18	2016-05-20
44 GLOBUS MEDICAL INC - A		2016-09-02	2016-11-04
18 GLOBUS MEDICAL INC - A		2013-08-08	2016-11-04
600 GOLDMAN SACHS GROUP INC		2015-08-11	2016-03-17
413 GRAY TELEVISION INC		2016-05-13	2016-11-08
25000 HCP INC 3 750% 2/01/16		2011-05-18	2016-02-01
295 HSBC - ADR		2013-05-23	2016-02-18
504 HSBC - ADR		2013-06-26	2016-05-20

Form 990PF Part IV - Capital Gains and Losses for Tax on Investment Income - Columns e - h

(e) Gross sales price	(f) Depreciation allowed (or allowable)	(g) Cost or other basis plus expense of sale	(h) Gain or (loss) (e) plus (f) minus (g)
1,353		1,411	-58
1,513		1,351	162
8,911		9,702	-791
954		1,049	-95
390		307	83
92,197		120,864	-28,667
3,075		5,428	-2,353
25,000		25,614	-614
9,581		16,592	-7,011
15,673		27,281	-11,608

Form 990PF Part IV - Capital Gains and Losses for Tax on Investment Income - Columns i - l

Complete only for assets showing gain in column (h) and owned by the foundation on 12/31/69			(l) Gains (Col (h) gain minus col (k), but not less than -0-) or Losses (from col (h))
(i) F M V as of 12/31/69	(j) Adjusted basis as of 12/31/69	(k) Excess of col (i) over col (j), if any	
			-58
			162
			-791
			-95
			83
			-28,667
			-2,353
			-614
			-7,011
			-11,608

Form 990PF Part IV - Capital Gains and Losses for Tax on Investment Income - Columns a - d

List and describe the kind(s) of property sold (e g , real estate, (a) 2-story brick warehouse, or common stock, 200 shs MLC Co)	(b) How acquired P—Purchase D—Donation	(c) Date acquired (mo , day, yr)	(d) Date sold (mo , day, yr)
281 HASBRO INC		2015-02-20	2016-05-20
46 HEALTHCARE SVCS GROUP INC		2014-02-05	2016-06-30
15 HEICO CORP		2015-10-19	2016-04-13
4 HEICO CORP		2015-03-23	2016-04-13
50 HOME DEPOT INC		2008-10-10	2016-04-27
1 ICU MED INC COM		2013-05-09	2016-10-06
11 ICU MED INC COM		2016-03-22	2016-10-06
16 ICU MED INC COM		2013-05-09	2016-11-16
3 INTEGRA LIFESCIENCES HOLDING		2012-12-03	2016-01-29
19 INTEGRA LIFESCIENCES HOLDING		2015-07-21	2016-01-29

Form 990PF Part IV - Capital Gains and Losses for Tax on Investment Income - Columns e - h

(e) Gross sales price	(f) Depreciation allowed (or allowable)	(g) Cost or other basis plus expense of sale	(h) Gain or (loss) (e) plus (f) minus (g)
23,756		17,262	6,494
1,866		1,120	746
923		745	178
246		237	9
6,779		956	5,823
138		66	72
1,522		1,097	425
2,324		1,060	1,264
182		106	76
1,150		1,212	-62

Form 990PF Part IV - Capital Gains and Losses for Tax on Investment Income - Columns i - l

Complete only for assets showing gain in column (h) and owned by the foundation on 12/31/69			(I) Gains (Col (h) gain minus col (k), but not less than -0-) or Losses (from col (h))
(i) F M V as of 12/31/69	(j) Adjusted basis as of 12/31/69	(k) Excess of col (i) over col (j), if any	
			6,494
			746
			178
			9
			5,823
			72
			425
			1,264
			76
			-62

Form 990PF Part IV - Capital Gains and Losses for Tax on Investment Income - Columns a - d

List and describe the kind(s) of property sold (e g , real estate, (a) 2-story brick warehouse, or common stock, 200 shs MLC Co)	(b) How acquired P—Purchase D—Donation	(c) Date acquired (mo , day, yr)	(d) Date sold (mo , day, yr)
17 INTEGRA LIFESCIENCES HOLDING		2012-12-03	2016-07-18
151 INTEL CORP		2016-06-28	2016-08-19
211 INTEL CORP		2015-09-01	2016-12-20
10 J & J SNACK FOODS CORP		2014-01-24	2016-11-09
24 J & J SNACK FOODS CORP		2014-01-24	2016-11-11
60 JPMORGAN CHASE & CO		2016-05-20	2016-08-19
200 JOHNSON & JOHNSON		2010-03-11	2016-02-08
175 JOHNSON & JOHNSON		2009-09-11	2016-04-27
143 JOHNSON & JOHNSON		2014-05-05	2016-06-28
69 JOHNSON & JOHNSON		2012-10-18	2016-08-05

Form 990PF Part IV - Capital Gains and Losses for Tax on Investment Income - Columns e - h

(e) Gross sales price	(f) Depreciation allowed (or allowable)	(g) Cost or other basis plus expense of sale	(h) Gain or (loss) (e) plus (f) minus (g)
1,349		602	747
5,318		4,674	644
7,814		5,891	1,923
1,159		851	308
2,756		2,041	715
3,947		3,843	104
20,408		12,759	7,649
19,741		10,940	8,801
16,744		13,528	3,216
8,554		4,980	3,574

Form 990PF Part IV - Capital Gains and Losses for Tax on Investment Income - Columns i - l

Complete only for assets showing gain in column (h) and owned by the foundation on 12/31/69			(I) Gains (Col (h) gain minus col (k), but not less than -0-) or Losses (from col (h))
(i) F M V as of 12/31/69	(j) Adjusted basis as of 12/31/69	(k) Excess of col (i) over col (j), if any	
			747
			644
			1,923
			308
			715
			104
			7,649
			8,801
			3,216
			3,574

Form 990PF Part IV - Capital Gains and Losses for Tax on Investment Income - Columns a - d

List and describe the kind(s) of property sold (e g , real estate, (a) 2-story brick warehouse, or common stock, 200 shs MLC Co)	(b) How acquired P—Purchase D—Donation	(c) Date acquired (mo , day, yr)	(d) Date sold (mo , day, yr)
120 JOHNSON & JOHNSON		2009-09-11	2016-08-19
46 JOHNSON & JOHNSON		2012-10-18	2016-08-19
205 JOHNSON & JOHNSON		2010-06-14	2016-11-28
148 JOHNSON & JOHNSON		2012-10-18	2016-12-20
3000 JOHNSON CONTROLS INC		2013-04-18	2016-04-27
24 J2 GLOBAL INC		2012-12-03	2016-03-10
46 J2 GLOBAL INC		2012-12-03	2016-08-01
154 PHILIPS ELECTRONICS - NY SHR ADR		2013-10-31	2016-08-19
35000 KRAFT FOODS INC 4 125% 2/09/16		2012-02-24	2016-02-09
112 LVMH MOET HENNESSY UNSP ADR - ADR		2014-02-28	2016-08-19

Form 990PF Part IV - Capital Gains and Losses for Tax on Investment Income - Columns e - h

(e) Gross sales price	(f) Depreciation allowed (or allowable)	(g) Cost or other basis plus expense of sale	(h) Gain or (loss) (e) plus (f) minus (g)
14,368		7,268	7,100
5,508		3,320	2,188
23,201		10,699	12,502
17,098		10,683	6,415
127,129		96,197	30,932
1,415		720	695
3,108		1,381	1,727
4,460		5,464	-1,004
35,000		38,275	-3,275
3,976		4,165	-189

Form 990PF Part IV - Capital Gains and Losses for Tax on Investment Income - Columns i - l

Complete only for assets showing gain in column (h) and owned by the foundation on 12/31/69			(l) Gains (Col (h) gain minus col (k), but not less than -0-) or Losses (from col (h))
(i) F M V as of 12/31/69	(j) Adjusted basis as of 12/31/69	(k) Excess of col (i) over col (j), if any	
			7,100
			2,188
			12,502
			6,415
			30,932
			695
			1,727
			-1,004
			-3,275
			-189

Form 990PF Part IV - Capital Gains and Losses for Tax on Investment Income - Columns a - d

List and describe the kind(s) of property sold (e g , real estate, (a) 2-story brick warehouse, or common stock, 200 shs MLC Co)	(b) How acquired P—Purchase D—Donation	(c) Date acquired (mo , day, yr)	(d) Date sold (mo , day, yr)
18 LANDSTAR SYS INC COM		2012-12-26	2016-03-22
77 LAS VEGAS SANDS CORP		2013-08-16	2016-08-19
123 LAS VEGAS SANDS CORP		2013-08-16	2016-10-07
13700 LAUDUS MONDRIAN INT GV FI-INST #2940		2014-04-11	2016-08-17
280 ELI LILLY & CO COM		2012-10-18	2016-05-20
258 99977 ELI LILLY & CO COM		2016-10-07	2016-11-28
741 00023 ELI LILLY & CO COM		2016-10-07	2016-11-28
42 LOCKHEED MARTIN CORP		2013-01-28	2016-05-20
17 LOCKHEED MARTIN CORP		2013-01-28	2016-08-19
301 MDC PARTNERS INC-A		2016-07-29	2016-11-04

Form 990PF Part IV - Capital Gains and Losses for Tax on Investment Income - Columns e - h

(e) Gross sales price	(f) Depreciation allowed (or allowable)	(g) Cost or other basis plus expense of sale	(h) Gain or (loss) (e) plus (f) minus (g)
1,191		933	258
4,015		4,353	-338
7,197		6,953	244
142,617		150,700	-8,083
20,983		15,047	5,936
17,451		21,257	-3,806
49,928		60,816	-10,888
10,053		3,787	6,266
4,317		1,533	2,784
866		5,085	-4,219

Form 990PF Part IV - Capital Gains and Losses for Tax on Investment Income - Columns i - l

Complete only for assets showing gain in column (h) and owned by the foundation on 12/31/69			(l) Gains (Col (h) gain minus col (k), but not less than -0-) or Losses (from col (h))
(i) F M V as of 12/31/69	(j) Adjusted basis as of 12/31/69	(k) Excess of col (i) over col (j), if any	
			258
			-338
			244
			-8,083
			5,936
			-3,806
			-10,888
			6,266
			2,784
			-4,219

Form 990PF Part IV - Capital Gains and Losses for Tax on Investment Income - Columns a - d

List and describe the kind(s) of property sold (e g , real estate, (a) 2-story brick warehouse, or common stock, 200 shs MLC Co)	(b) How acquired P—Purchase D—Donation	(c) Date acquired (mo , day, yr)	(d) Date sold (mo , day, yr)
205 MDC PARTNERS INC-A		2015-04-28	2016-11-04
45 STEVEN MADDEN LTD		2014-10-01	2016-02-03
22 MASIMO CORP		2015-12-14	2016-01-05
14 MASIMO CORP		2014-03-24	2016-01-05
26 MASIMO CORP		2014-03-24	2016-06-23
1 MATTRESS FIRM HOLDING CORP		2015-07-24	2016-05-19
89 MATTRESS FIRM HOLDING CORP		2015-01-02	2016-05-19
76 MERCK & CO INC NEW		2014-09-04	2016-08-19
772 MICHELIN (CGDE) ADR		2014-12-19	2016-02-18
116 MICROSOFT CORP		2016-06-28	2016-08-19

Form 990PF Part IV - Capital Gains and Losses for Tax on Investment Income - Columns e - h

(e) Gross sales price	(f) Depreciation allowed (or allowable)	(g) Cost or other basis plus expense of sale	(h) Gain or (loss) (e) plus (f) minus (g)
590		4,103	-3,513
1,485		1,340	145
859		883	-24
547		382	165
1,350		709	641
32		62	-30
2,838		5,086	-2,248
4,806		4,623	183
14,483		13,115	1,368
6,677		5,699	978

Form 990PF Part IV - Capital Gains and Losses for Tax on Investment Income - Columns i - l

Complete only for assets showing gain in column (h) and owned by the foundation on 12/31/69			(I) Gains (Col (h) gain minus col (k), but not less than -0-) or Losses (from col (h))
(i) F M V as of 12/31/69	(j) Adjusted basis as of 12/31/69	(k) Excess of col (i) over col (j), if any	
			-3,513
			145
			-24
			165
			641
			-30
			-2,248
			183
			1,368
			978

Form 990PF Part IV - Capital Gains and Losses for Tax on Investment Income - Columns a - d

List and describe the kind(s) of property sold (e g , real estate, (a) 2-story brick warehouse, or common stock, 200 shs MLC Co)	(b) How acquired P—Purchase D—Donation	(c) Date acquired (mo , day, yr)	(d) Date sold (mo , day, yr)
309 MICROSOFT CORP		2012-12-27	2016-12-20
35000 MONDELEZ INTERNATION 2 250% 2/01/19		2016-02-10	2016-12-16
5 MONRO MUFFLER BRAKE INC		2015-03-23	2016-09-23
15 MONRO MUFFLER BRAKE INC		2015-11-24	2016-09-23
1885 MONSANTO CO NEW		2015-10-27	2016-03-17
116 NTT DOCOMO, INC - ADR		2016-05-23	2016-08-19
56 NEOGEN CORP		2015-09-23	2016-03-29
1615 NESTLE S A REGISTERED SHARES - ADR		2015-10-27	2016-04-27
115 NESTLE S A REGISTERED SHARES - ADR		2014-02-28	2016-08-05
78 NESTLE S A REGISTERED SHARES - ADR		2012-10-18	2016-08-19

Form 990PF Part IV - Capital Gains and Losses for Tax on Investment Income - Columns e - h

(e) Gross sales price	(f) Depreciation allowed (or allowable)	(g) Cost or other basis plus expense of sale	(h) Gain or (loss) (e) plus (f) minus (g)
19,615		8,328	11,287
35,678		35,236	442
307		231	76
920		1,102	-182
175,207		195,008	-19,801
3,050		2,832	218
2,628		2,669	-41
120,425		123,359	-2,934
9,131		8,174	957
6,382		5,167	1,215

Form 990PF Part IV - Capital Gains and Losses for Tax on Investment Income - Columns i - l

Complete only for assets showing gain in column (h) and owned by the foundation on 12/31/69			(I) Gains (Col (h) gain minus col (k), but not less than -0-) or Losses (from col (h))
(i) F M V as of 12/31/69	(j) Adjusted basis as of 12/31/69	(k) Excess of col (i) over col (j), if any	
			11,287
			442
			76
			-182
			-19,801
			218
			-41
			-2,934
			957
			1,215

Form 990PF Part IV - Capital Gains and Losses for Tax on Investment Income - Columns a - d

List and describe the kind(s) of property sold (e g , real estate, (a) 2-story brick warehouse, or common stock, 200 shs MLC Co)	(b) How acquired P—Purchase D—Donation	(c) Date acquired (mo , day, yr)	(d) Date sold (mo , day, yr)
43 NEUSTAR INC		2013-10-28	2016-03-22
107 NEUSTAR INC		2012-12-03	2016-09-29
31 NEXTERA ENERGY INC		2016-06-28	2016-08-19
18 NICE SYSTEMS LTD - ADR		2015-11-24	2016-03-22
74 NOVARTIS AG - ADR		2014-11-14	2016-08-19
4145 077 NUVEEN HIGH YIELD MUNI BD-R #1668		2014-06-26	2016-08-17
46 OMNICELL INC		2014-10-30	2016-01-21
14 OMNICELL INC		2015-03-23	2016-01-21
4777 ORACLE CORPORATION		2010-09-28	2016-03-17
14985 981 PIMCO FOREIGN BD FD USD H-INST #103		2014-03-04	2016-08-17

Form 990PF Part IV - Capital Gains and Losses for Tax on Investment Income - Columns e - h

(e) Gross sales price	(f) Depreciation allowed (or allowable)	(g) Cost or other basis plus expense of sale	(h) Gain or (loss) (e) plus (f) minus (g)
1,164		2,013	-849
2,882		4,309	-1,427
3,877		3,936	-59
1,146		1,139	7
6,012		6,932	-920
74,446		69,886	4,560
1,221		1,261	-40
372		474	-102
194,414		96,266	98,148
157,588		160,050	-2,462

Form 990PF Part IV - Capital Gains and Losses for Tax on Investment Income - Columns i - l

Complete only for assets showing gain in column (h) and owned by the foundation on 12/31/69			(I) Gains (Col (h) gain minus col (k), but not less than -0-) or Losses (from col (h))
(i) F M V as of 12/31/69	(j) Adjusted basis as of 12/31/69	(k) Excess of col (i) over col (j), if any	
			-849
			-1,427
			-59
			7
			-920
			4,560
			-40
			-102
			98,148
			-2,462

Form 990PF Part IV - Capital Gains and Losses for Tax on Investment Income - Columns a - d

List and describe the kind(s) of property sold (e g , real estate, (a) 2-story brick warehouse, or common stock, 200 shs MLC Co)	(b) How acquired P—Purchase D—Donation	(c) Date acquired (mo , day, yr)	(d) Date sold (mo , day, yr)
825 PNC FINANCIAL SERVICES GROUP		2015-05-28	2016-08-19
54 PRA GROUP INC		2015-02-27	2016-04-14
48 PRA GROUP INC		2012-12-03	2016-11-15
56 PEBBLEBROOK HOTEL TRUST		2013-10-29	2016-02-16
4 PEBBLEBROOK HOTEL TRUST		2015-04-23	2016-02-16
109 PEBBLEBROOK HOTEL TRUST		2013-08-28	2016-05-23
197 PFIZER INC		2014-11-14	2016-08-19
62 PHILIP MORRIS INTERNATIONAL IN		2012-10-18	2016-08-19
23 PLANTRONICS INC COM		2012-12-03	2016-02-29
26 PLANTRONICS INC COM		2012-12-03	2016-12-21

Form 990PF Part IV - Capital Gains and Losses for Tax on Investment Income - Columns e - h

(e) Gross sales price	(f) Depreciation allowed (or allowable)	(g) Cost or other basis plus expense of sale	(h) Gain or (loss) (e) plus (f) minus (g)
70,462		79,193	-8,731
1,715		2,703	-988
1,533		1,591	-58
1,401		1,592	-191
100		183	-83
2,624		2,881	-257
6,879		5,230	1,649
6,187		5,483	704
859		778	81
1,414		880	534

Form 990PF Part IV - Capital Gains and Losses for Tax on Investment Income - Columns i - l

Complete only for assets showing gain in column (h) and owned by the foundation on 12/31/69			(l) Gains (Col (h) gain minus col (k), but not less than -0-) or Losses (from col (h))
(i) F M V as of 12/31/69	(j) Adjusted basis as of 12/31/69	(k) Excess of col (i) over col (j), if any	
			-8,731
			-988
			-58
			-191
			-83
			-257
			1,649
			704
			81
			534

Form 990PF Part IV - Capital Gains and Losses for Tax on Investment Income - Columns a - d

List and describe the kind(s) of property sold (e g , real estate, (a) 2-story brick warehouse, or common stock, 200 shs MLC Co)	(b) How acquired P—Purchase D—Donation	(c) Date acquired (mo , day, yr)	(d) Date sold (mo , day, yr)
29 POPEYES LOUISIANA KITCHEN INC		2015-08-12	2016-10-04
18 POWER INTERGRATIONS INC COM		2014-10-02	2016-03-29
15 POWER INTERGRATIONS INC COM		2015-06-15	2016-03-29
27 PRESTIGE BRANDS HLDGS INC		2014-03-11	2016-01-12
104 PRESS GANEY HOLDINGS INC		2016-04-05	2016-09-23
905 PROCTER & GAMBLE CO		2009-09-11	2016-04-27
51 PROCTER & GAMBLE CO		2015-06-22	2016-08-19
21 PROTO LABS INC		2014-03-25	2016-01-29
15 PROTO LABS INC		2014-03-25	2016-04-13
21 PROTO LABS INC		2014-04-15	2016-07-08

Form 990PF Part IV - Capital Gains and Losses for Tax on Investment Income - Columns e - h

(e) Gross sales price	(f) Depreciation allowed (or allowable)	(g) Cost or other basis plus expense of sale	(h) Gain or (loss) (e) plus (f) minus (g)
1,542		1,666	-124
891		951	-60
742		724	18
1,240		781	459
4,192		3,114	1,078
72,182		47,840	24,342
4,446		4,125	321
1,151		1,361	-210
1,172		972	200
1,223		1,361	-138

Form 990PF Part IV - Capital Gains and Losses for Tax on Investment Income - Columns i - l

Complete only for assets showing gain in column (h) and owned by the foundation on 12/31/69			(I) Gains (Col (h) gain minus col (k), but not less than -0-) or Losses (from col (h))
(i) F M V as of 12/31/69	(j) Adjusted basis as of 12/31/69	(k) Excess of col (i) over col (j), if any	
			-124
			-60
			18
			459
			1,078
			24,342
			321
			-210
			200
			-138

Form 990PF Part IV - Capital Gains and Losses for Tax on Investment Income - Columns a - d

List and describe the kind(s) of property sold (e g , real estate, (a) 2-story brick warehouse, or common stock, 200 shs MLC Co)	(b) How acquired P—Purchase D—Donation	(c) Date acquired (mo , day, yr)	(d) Date sold (mo , day, yr)
40000 PRUDENTIAL FINANCIAL 6 000% 12/01/17		2015-01-14	2016-06-15
84 PRUDENTIAL PLC - ADR		2015-09-01	2016-08-19
16 QUAKER CHEM CORP		2015-01-12	2016-09-23
16 QUAKER CHEM CORP		2014-09-22	2016-09-28
18 QUAKER CHEM CORP		2014-09-22	2016-11-15
10 QUAKER CHEM CORP		2014-02-03	2016-12-20
103 QLIK TECHNOLOGIES INC		2012-12-03	2016-08-17
165 QLIK TECHNOLOGIES INC		2015-12-10	2016-08-17
205 RECKITT BENCKIS/S ADR		2012-10-18	2016-08-19
431 RECKITT BENCKIS/S ADR		2012-10-18	2016-12-02

Form 990PF Part IV - Capital Gains and Losses for Tax on Investment Income - Columns e - h

(e) Gross sales price	(f) Depreciation allowed (or allowable)	(g) Cost or other basis plus expense of sale	(h) Gain or (loss) (e) plus (f) minus (g)
42,952		45,050	-2,098
3,052		3,527	-475
1,620		1,326	294
1,676		1,190	486
2,205		1,222	983
1,290		671	619
3,137		2,007	1,130
5,025		5,193	-168
4,036		2,357	1,679
7,180		4,955	2,225

Form 990PF Part IV - Capital Gains and Losses for Tax on Investment Income - Columns i - l

Complete only for assets showing gain in column (h) and owned by the foundation on 12/31/69			(I) Gains (Col (h) gain minus col (k), but not less than -0-) or Losses (from col (h))
(i) F M V as of 12/31/69	(j) Adjusted basis as of 12/31/69	(k) Excess of col (i) over col (j), if any	
			-2,098
			-475
			294
			486
			983
			619
			1,130
			-168
			1,679
			2,225

Form 990PF Part IV - Capital Gains and Losses for Tax on Investment Income - Columns a - d

List and describe the kind(s) of property sold (e g , real estate, (a) 2-story brick warehouse, or common stock, 200 shs MLC Co)	(b) How acquired P—Purchase D—Donation	(c) Date acquired (mo , day, yr)	(d) Date sold (mo , day, yr)
376 RIO TINTO PLC - ADR		2014-09-04	2016-06-28
34 RITCHIE BROS AUCTIONEERS INC COM		2015-12-04	2016-06-23
270 ROADRUNNER TRANSPORTATION SYST		2014-02-06	2016-01-13
12 ROADRUNNER TRANSPORTATION SYST		2015-03-23	2016-01-13
1165 ROCHE HOLDINGS LTD - ADR		2015-03-05	2016-08-19
815 ROCHE HOLDINGS LTD - ADR		2015-10-27	2016-08-19
147 ROCHE HOLDINGS LTD - ADR		2010-03-02	2016-08-19
1130 ROCHE HOLDINGS LTD - ADR		2016-04-27	2016-09-01
810 ROCHE HOLDINGS LTD - ADR		2016-04-27	2016-11-28
2385 ROCHE HOLDINGS LTD - ADR		2015-03-05	2016-11-28

Form 990PF Part IV - Capital Gains and Losses for Tax on Investment Income - Columns e - h

(e) Gross sales price	(f) Depreciation allowed (or allowable)	(g) Cost or other basis plus expense of sale	(h) Gain or (loss) (e) plus (f) minus (g)
10,913		20,024	-9,111
1,175		879	296
1,854		7,383	-5,529
82		316	-234
36,901		38,452	-1,551
25,815		27,236	-1,421
4,656		3,158	1,498
34,308		36,236	-1,928
22,582		25,974	-3,392
66,492		78,719	-12,227

Form 990PF Part IV - Capital Gains and Losses for Tax on Investment Income - Columns i - l

Complete only for assets showing gain in column (h) and owned by the foundation on 12/31/69			(I) Gains (Col (h) gain minus col (k), but not less than -0-) or Losses (from col (h))
(i) F M V as of 12/31/69	(j) Adjusted basis as of 12/31/69	(k) Excess of col (i) over col (j), if any	
			-9,111
			296
			-5,529
			-234
			-1,551
			-1,421
			1,498
			-1,928
			-3,392
			-12,227

Form 990PF Part IV - Capital Gains and Losses for Tax on Investment Income - Columns a - d

List and describe the kind(s) of property sold (e g , real estate, (a) 2-story brick warehouse, or common stock, 200 shs MLC Co)	(b) How acquired P—Purchase D—Donation	(c) Date acquired (mo , day, yr)	(d) Date sold (mo , day, yr)
480 ROYAL DUTCH SHELL PLC ADR		2013-02-05	2016-06-28
61 ROYAL DUTCH SHELL PLC ADR		2012-10-18	2016-08-19
19 SPS COMMERCE INC		2014-04-25	2016-12-29
26 SPS COMMERCE INC		2016-02-05	2016-12-29
78 SANOFI-ADR		2014-09-04	2016-08-19
25 SCIQUEST INC		2015-03-23	2016-01-15
65 SCIQUEST INC		2014-06-27	2016-01-15
221 SCIQUEST INC		2014-10-31	2016-03-01
158 SEMTECH CORP COM		2012-12-03	2016-01-21
57 SIEMENS AG - SPONSORED ADR		2013-10-31	2016-08-19

Form 990PF Part IV - Capital Gains and Losses for Tax on Investment Income - Columns e - h

(e) Gross sales price	(f) Depreciation allowed (or allowable)	(g) Cost or other basis plus expense of sale	(h) Gain or (loss) (e) plus (f) minus (g)
24,945		33,320	-8,375
3,088		4,231	-1,143
1,333		851	482
1,824		1,260	564
3,091		4,350	-1,259
302		439	-137
786		1,138	-352
2,715		3,722	-1,007
2,838		4,384	-1,546
6,897		7,291	-394

Form 990PF Part IV - Capital Gains and Losses for Tax on Investment Income - Columns i - l

Complete only for assets showing gain in column (h) and owned by the foundation on 12/31/69			(l) Gains (Col (h) gain minus col (k), but not less than -0-) or Losses (from col (h))
(i) F M V as of 12/31/69	(j) Adjusted basis as of 12/31/69	(k) Excess of col (i) over col (j), if any	
			-8,375
			-1,143
			482
			564
			-1,259
			-137
			-352
			-1,007
			-1,546
			-394

Form 990PF Part IV - Capital Gains and Losses for Tax on Investment Income - Columns a - d

List and describe the kind(s) of property sold (e g , real estate, (a) 2-story brick warehouse, or common stock, 200 shs MLC Co)	(b) How acquired P—Purchase D—Donation	(c) Date acquired (mo , day, yr)	(d) Date sold (mo , day, yr)
99 SINGAPORE TELECOMMUNICATIONS LTD ADR		2013-01-22	2016-08-19
490 SINGAPORE TELECOMMUNICATIONS LTD ADR		2013-01-22	2016-10-07
16 SOLARWINDS INC		2013-10-23	2016-01-05
33 SOLARWINDS INC		2015-07-21	2016-01-05
118 SOLARWINDS INC		2013-11-26	2016-02-05
121 SUNCOR ENERGY INC NEW F		2015-06-19	2016-08-19
394 SUNCOR ENERGY INC NEW F		2015-06-19	2016-12-02
80 TJX COMPANIES INC		2012-07-19	2016-11-28
1175 TJX COMPANIES INC		2012-07-19	2016-12-14
114 TALMER BANCORP INC		2015-12-11	2016-02-08

Form 990PF Part IV - Capital Gains and Losses for Tax on Investment Income - Columns e - h

(e) Gross sales price	(f) Depreciation allowed (or allowable)	(g) Cost or other basis plus expense of sale	(h) Gain or (loss) (e) plus (f) minus (g)
3,067		2,819	248
14,089		13,952	137
940		574	366
1,939		1,221	718
7,092		4,093	2,999
3,438		3,338	100
12,700		10,869	1,831
6,305		3,598	2,707
91,178		52,840	38,338
1,753		1,927	-174

Form 990PF Part IV - Capital Gains and Losses for Tax on Investment Income - Columns i - l

Complete only for assets showing gain in column (h) and owned by the foundation on 12/31/69			(I) Gains (Col (h) gain minus col (k), but not less than -0-) or Losses (from col (h))
(i) F M V as of 12/31/69	(j) Adjusted basis as of 12/31/69	(k) Excess of col (i) over col (j), if any	
			248
			137
			366
			718
			2,999
			100
			1,831
			2,707
			38,338
			-174

Form 990PF Part IV - Capital Gains and Losses for Tax on Investment Income - Columns a - d

List and describe the kind(s) of property sold (e g , real estate, (a) 2-story brick warehouse, or common stock, 200 shs MLC Co)	(b) How acquired P—Purchase D—Donation	(c) Date acquired (mo , day, yr)	(d) Date sold (mo , day, yr)
277 TALMER BANCORP INC		2016-08-31	2016-08-31
203 TELENOR ASA - ADR		2013-01-18	2016-08-19
160 TELSTRA CORP-ADR		2012-10-18	2016-08-19
104 TENARIS S A - ADR		2016-05-20	2016-08-19
115 TERRENO REALTY CORP		2015-08-21	2016-09-27
20 TEXAS CAP BANCSHARES INC		2014-04-28	2016-12-13
29 TORO CO		2013-03-25	2016-03-28
89 TORONTO DOMINION BK ONT COM NEW		2015-04-16	2016-08-19
90 TOTAL S A - ADR		2015-02-20	2016-08-19
300 TOTAL S A - ADR		2014-12-22	2016-11-28

Form 990PF Part IV - Capital Gains and Losses for Tax on Investment Income - Columns e - h

(e) Gross sales price	Depreciation allowed (f) (or allowable)	Cost or other basis (g) plus expense of sale	Gain or (loss) (h) (e) plus (f) minus (g)
446			446
3,567		4,135	-568
3,338		3,310	28
3,029		2,728	301
3,198		2,442	756
1,538		1,093	445
2,511		1,307	1,204
3,927		4,081	-154
4,401		4,705	-304
13,945		15,734	-1,789

Form 990PF Part IV - Capital Gains and Losses for Tax on Investment Income - Columns i - l

Complete only for assets showing gain in column (h) and owned by the foundation on 12/31/69			(l) Gains (Col (h) gain minus col (k), but not less than -0-) or Losses (from col (h))
(i) F M V as of 12/31/69	Adjusted basis (j) as of 12/31/69	Excess of col (i) (k) over col (j), if any	
			446
			-568
			28
			301
			756
			445
			1,204
			-154
			-304
			-1,789

Form 990PF Part IV - Capital Gains and Losses for Tax on Investment Income - Columns a - d

List and describe the kind(s) of property sold (e g , real estate, (a) 2-story brick warehouse, or common stock, 200 shs MLC Co)	(b) How acquired P—Purchase D—Donation	(c) Date acquired (mo , day, yr)	(d) Date sold (mo , day, yr)
34 TOYOTA MOTOR CORPORATION - ADR		2014-07-29	2016-08-19
40000 TOYOTA MOTOR CREDIT 2 000% 9/15/16		2011-09-15	2016-09-15
22 TREEHOUSE FOODS INC		2014-01-24	2016-05-05
53 TREEHOUSE FOODS INC		2014-01-24	2016-12-08
69 TUMI HOLDINGS INC		2013-10-23	2016-02-25
145 TUMI HOLDINGS INC		2013-10-23	2016-03-11
110 UNILEVER N V - ADR		2013-06-26	2016-08-19
370 UNILEVER N V - ADR		2013-06-26	2016-12-02
41000 VERIZON COMMUNICATIO 2 000% 11/01/16		2011-11-09	2016-04-08
50 VIRTUSA CORP		2015-12-10	2016-11-09

Form 990PF Part IV - Capital Gains and Losses for Tax on Investment Income - Columns e - h

(e) Gross sales price	(f) Depreciation allowed (or allowable)	(g) Cost or other basis plus expense of sale	(h) Gain or (loss) (e) plus (f) minus (g)
4,068		4,120	-52
40,000		39,776	224
1,987		1,609	378
3,861		2,851	1,010
1,269		1,484	-215
3,871		2,886	985
5,129		4,271	858
14,561		14,141	420
41,318		40,979	339
944		2,361	-1,417

Form 990PF Part IV - Capital Gains and Losses for Tax on Investment Income - Columns i - l

Complete only for assets showing gain in column (h) and owned by the foundation on 12/31/69			(l) Gains (Col (h) gain minus col (k), but not less than -0-) or Losses (from col (h))
(i) F M V as of 12/31/69	(j) Adjusted basis as of 12/31/69	(k) Excess of col (i) over col (j), if any	
			-52
			224
			378
			1,010
			-215
			985
			858
			420
			339
			-1,417

Form 990PF Part IV - Capital Gains and Losses for Tax on Investment Income - Columns a - d

List and describe the kind(s) of property sold (e g , real estate, (a) 2-story brick warehouse, or common stock, 200 shs MLC Co)	(b) How acquired P—Purchase D—Donation	(c) Date acquired (mo , day, yr)	(d) Date sold (mo , day, yr)
86 VIRTUSA CORP		2015-04-02	2016-11-09
26 WAGEWORKS INC		2014-07-15	2016-11-02
30000 WASTE MANAGEMENT INC 2 600% 9/01/16		2011-11-17	2016-09-01
16442 004 WELLS FARGO INTL BOND-IS #4705		2014-05-08	2016-08-17
18 WEST PHARMACEUTICAL SVCS INC		2015-03-23	2016-03-29
81 COCA-COLA EUROPEAN PARTNERS		2016-08-05	2016-08-19
40 LYONDELLBASELL INDU-CL A		2014-07-12	2016-08-19
CAPITAL GAIN DIVIDENDS	P		

Form 990PF Part IV - Capital Gains and Losses for Tax on Investment Income - Columns e - h

(e) Gross sales price	(f) Depreciation allowed (or allowable)	(g) Cost or other basis plus expense of sale	(h) Gain or (loss) (e) plus (f) minus (g)
1,624		3,451	-1,827
1,634		1,097	537
30,000		30,496	-496
180,862		187,110	-6,248
1,233		579	654
3,085		2,993	92
3,196		4,858	-1,662
			24,050

Form 990PF Part IV - Capital Gains and Losses for Tax on Investment Income - Columns i - l

Complete only for assets showing gain in column (h) and owned by the foundation on 12/31/69			(I) Gains (Col (h) gain minus col (k), but not less than -0-) or Losses (from col (h))
(i) F M V as of 12/31/69	(j) Adjusted basis as of 12/31/69	(k) Excess of col (i) over col (j), if any	
			-1,827
			537
			-496
			-6,248
			654
			92
			-1,662

Form 990PF Part XV Line 3 - Grants and Contributions Paid During the Year or Approved for Future Payment

Recipient	If recipient is an individual, show any relationship to any foundation manager or substantial contributor	Foundation status of recipient	Purpose of grant or contribution	Amount
Name and address (home or business)				
a Paid during the year				
ROANOKE VALLEY HORSE RESCUE 1725 EDWARDSVILLE ROAD HARDY, VA 24101	NONE	PC	EQUIPMENT AND FOOD SUPPLIES	60,000
SAINT SETONS ORPHANED ANIMALS 628 CAMBRIDGE ST FREDERICKSBURG, VA 22405	NONE	PC	LAB EQUIPMENT	10,000
UNIV OF VA MEDICAL SCHOOL FDN 378 BAYBERRY WAY CHARLOTTESVILLE, VA 22908	NONE	PC	ALLERGY FELLOWSHIP	39,103
BEDFORD HUMANE SOCIETY 1840 EAST LANCASTER AVE FORT WORTH, TX 76106	NONE	PC	CARE OF ANIMALS PROGRAM	55,000
FOREVER HOME ANIMAL RESCUE 4710 BOONES MILL ROAD BOONES MILL, VA 24065	NONE	PC	POLE BARN CONSTRUCTION	20,000
SMILES FOREVER ANIMAL RESCUE 13 BRECKINRIDGE MILL RD FINCASTLE, VA 24090	NONE	PC	SPAY/NEUTER AND ANIMAL	26,900
FARM SANCTUARY INC PO BOX 150 WATKINS GLEN, NY 14891	NONE	PC	VETERINARY CARE PROGRAM	10,000
DEFENDERS OF ANIMALS RIGHTS INC 14412 OLD YORK ROAD PHOENIX, MD 21131	NONE	PC	SUPPORT OF HUMANE GOALS	5,000
ALLEY CAT RESCUE INC PO BOX 585 MT RAINIER, MD 20712	NONE	PC	COMMUNITY CAT PROGRAM	25,000
NATIONAL WILDLIFE FEDERATION 11100WILDLIFE CENTER DR RESTON, VA 20190	NONE	PC	ROANOKE SAFE HAVENS FOR	15,000
HUMANE SOCIETY OF THE UNITED STATES 2100 L ST NW 500 WASHINGTON, DC 20037	NONE	PC	ANIMAL RESCUE TEAM	70,000
LYNCHBURG HUMANE SOCIETY 3305 NAVAL RESERVE RD LYNCHBURG, VA 24501	NONE	PC	SPAY NEUTER PROGRAMS	20,000
NATIONAL HUMANE EDUCATION SOCIETY 3731 BERRYVILLE PIKE CHARLES TOWN, WV 25414	NONE	PC	COMBATING ANIMAL ABUSE	12,000
ROANOKE VALLEY SPCA 1340 BALDWIN AVE NE ROANOKE, VA 24012	NONE	PC	GROWTH AND RESILIENCE	120,000
MILL MOUNTAIN ZOO INC 2404 PROSPECT ROAD SE ROANOKE, VA 24014	NONE	PC	CARE AND FEEDING OF ANIMALS	150,000
Total ► 3a				818,003

Form 990PF Part XV Line 3 - Grants and Contributions Paid During the Year or Approved for Future Payment				
Recipient	If recipient is an individual, show any relationship to any foundation manager or substantial contributor	Foundation status of recipient	Purpose of grant or contribution	Amount
Name and address (home or business)				
a <i>Paid during the year</i>				
HEALING STRIDES OF VIRGINIA PO BOX 456 BOONES MILL, VA 24016	NONE	PC	EQUINE REHAB FACILITY	10,000
ANGELS OF ASSISI 415 CAMPBELL AVENUE SW ROANOKE, VA 24016	NONE	PC	KENNEL RENOVATION	35,000
LEAGUE FOR ANIMAL PROTECTION PO BOX 561 FINCASTLE, VA 24090	NONE	PC	HUMANE CARE OF	55,000
UNITED ANIMAL NATIONS AKA REDROVER 1122 S ST SACRAMENTO, CA 95811	NONE	PC	REDROVER RESPONDERS PROGRAM	10,000
FRANKLIN COUNTY HUMANE SOCIETY 1222 WEST MAIN ST UNION, MO 63084	NONE	PC	CARE OF ANIMALS/BUILDING	60,000
CLOVER CAT RESCUE PO BOX 829 STUART, VA 24171	NONE	PC	SPAY NEUTER PROGRAM	10,000
Total 3a				818,003

TY 2016 Accounting Fees Schedule**Name:** ALEXANDER MCCAUSLAND CHARITABLE**EIN:** 37-6437195

Category	Amount	Net Investment Income	Adjusted Net Income	Disbursements for Charitable Purposes
TAX PREPARATION FEE (NON-ALLOC	1,000			1,000

TY 2016 Compensation Explanation

Name: ALEXANDER MCCAUSLAND CHARITABLE
EIN: 37-6437195

Person Name	Explanation
WELLS FARGO BANK NA	TRUST ADMIN FEES SEE ATTACHED FOOTNOTE

TY 2016 Investments Corporate Bonds Schedule**Name:** ALEXANDER MCCAUSLAND CHARITABLE**EIN:** 37-6437195

Name of Bond	End of Year Book Value	End of Year Fair Market Value
031162BM1 AMGEN INC	29,453	31,405
037389AY9 AON CORP		
00206RAM4 AT&T INC	58,286	58,818
06051GDX4 BANK OF AMERICA NA	37,472	36,672
260543CC5 DOW CHEMICAL CO/THE	15,769	16,945
26138EAM1 DR PEPPER SNAPPLE GR		
36962G2G8 GENERAL ELEC CAP COR	56,238	60,292
40414LAC3 HCP INC		
85771PAB8 STATOIL ASA	49,696	50,570
89233P5E2 TOYOTA MOTOR CREDIT		
911312AH9 UNITED PARCEL SERVIC	37,244	41,688
931422AE9 WALGREEN CO	11,189	11,642
94106LAX7 WASTE MANAGEMENT INC		
001055AH5 AFLAC INC	40,650	40,060
055451AL2 BHP BILLITON FIN USA	51,787	51,514
06366QW86 BANK OF MONTREAL	71,991	70,017
17275RAH5 CISCO SYSTEMS INC	58,243	53,587
219350AY1 CORNING INC	35,298	34,974
22160KAC9 COSTCO WHOLESALE COR	47,482	40,369
25470DAF6 DISCOVERY COMMUNICAT	69,417	69,765

Name of Bond	End of Year Book Value	End of Year Fair Market Value
260543CF8 DOW CHEMICAL CO/THE	43,765	42,265
35671DAU9 FREEPORT-MCMORAN C		
38141GFM1 GOLDMAN SACHS GROUP	89,639	87,309
437076AT9 HOME DEPOT INC	25,003	26,590
46625HJD3 JPMORGAN CHASE & CO	108,096	107,843
50075NBB9 KRAFT FOODS INC		
548661CV7 LOWE'S COMPANIES INC	80,677	79,625
61945CAA1 MOSAIC CO	73,574	71,889
92343VBD5 VERIZON COMMUNICATIO		
961214BK8 WESTPAC BANKING CORP	48,704	48,289
00817YAL2 AETNA INC	73,843	74,940
064159CQ7 BANK OF NOVA SCOTIA		
097023BE4 BOEING CO	72,368	74,663
26441CAH8 DUKE ENERGY CORP	75,461	75,121
30219GAF5 EXPRESS SCRIPTS HOLD	74,538	72,810
369604BC6 GENERAL ELECTRIC CO	82,631	72,516
458140AL4 INTEL CORP	85,545	85,128
487836BE7 KELLOGG CO	53,080	51,057
009363AN2 AIRGAS INC	19,894	20,037
044820504 ASHMORE EMERG MKTS C		

Name of Bond	End of Year Book Value	End of Year Fair Market Value
06739GAR0 BARCLAYS BANK PLC		
20826FAD8 CONOCOPHILLIPS COMPA	50,857	49,712
261980494 DREYFUS EMG MKT DEBT		
277911491 EATON VANCE FLOATING	145,683	142,300
29273RAH2 ENERGY TRANSFER PART	22,941	21,247
315920702 FID ADV EMER MKTS IN	518,990	498,854
4812C0803 JPMORGAN HIGH YIELD	343,385	326,907
51855Q655 LAUDUS MONDRIAN INT		
693390882 PIMCO FOREIGN BD FD		
94985D582 WELLS FARGO INTL BON		
94987W752 WF SHRT TRM HI YLD-I	246,690	242,469
001055AJ1 AFLAC INC	26,342	26,439
03524BAE6 ANHEUSER-BUSCH INBEV	63,823	62,023
053332AJ1 AUTOZONE INC	47,025	43,261
111021AK7 BRITISH TELECOM PLC	50,274	50,292
126650CB4 CVS CAREMARK CORP	61,245	60,526
56501RAB2 MANULIFE FINANCIAL	43,950	42,910
74005PAY0 PRAXAIR INC	80,683	79,727
74432QBC8 PRUDENTIAL FINANCIAL	11,263	10,390
74834LAW0 QUEST DIAGNOSTICS IN	59,727	59,958

Name of Bond	End of Year Book Value	End of Year Fair Market Value
92343VBR4 VERIZON COMMUNICATIO	55,334	55,287
26138EAQ2 DR PEPPER SNAPPLE GR	54,160	54,616
594918BJ2 MICROSOFT CORP	40,829	40,447
68389XBM6 ORACLE CORP	60,686	56,953
77958B402 T ROWE PRICE INST FL	250,000	252,000
857477AM5 STATE STREET CORP	69,078	67,670
87612EAV8 TARGET CORP	65,633	63,554
922031737 VANGUARD INFLAT-PROT	256,025	242,690
92343VCH5 VERIZON COMMUNICATIO	46,515	45,432

TY 2016 Investments Corporate Stock Schedule

Name: ALEXANDER MCCAUSLAND CHARITABLE
EIN: 37-6437195

Name of Stock	End of Year Book Value	End of Year Fair Market Value
191216100 COCA COLA CO	15,021	15,340
126650100 CVS HEALTH CORPORATI	98,886	220,948
718172109 PHILIP MORRIS INTERN	40,501	41,902
742718109 PROCTER & GAMBLE CO	32,147	33,212
03076C106 AMERIPRISE FINL INC		
084670702 BERKSHIRE HATHAWAY I	108,458	244,470
478160104 JOHNSON & JOHNSON	14,219	22,696
58933Y105 MERCK & CO INC NEW	173,459	191,622
717081103 PFIZER INC	37,576	46,869
539830109 LOCKHEED MARTIN CORP	11,090	30,743
594918104 MICROSOFT CORP	231,878	379,613
61166W101 MONSANTO CO NEW		
25243Q205 DIAGEO PLC - ADR	98,978	149,050
418056107 HASBRO INC		
12572Q105 CME GROUP INC	93,047	201,863
090572207 BIO RAD LABS INC CL	4,669	8,020
61022P100 MONOTYPE IMAGING HOL	7,622	5,995
437076102 HOME DEPOT INC		
46625H100 JPMORGAN CHASE & CO	155,931	381,920
532457108 ELI LILLY & CO COM	19,042	19,049
097023105 BOEING CO	74,141	226,670
037833100 APPLE INC	61,849	509,608
68389X105 ORACLE CORPORATION		
65339F101 NEXTERA ENERGY INC	25,466	27,954
904784709 UNILEVER N.V. - ADR	16,040	17,738
87612E106 TARGET CORP	79,931	113,473
91324P102 UNITEDHEALTH GROUP I	73,757	324,081
231021106 CUMMINS INC.		
17275R102 CISCO SYSTEMS INC	248,419	294,464
806857108 SCHLUMBERGER LTD	172,067	193,925

Name of Stock	End of Year Book Value	End of Year Fair Market Value
054536107 AXA - ADR	21,854	23,335
064149107 BANK N S HALIFAX	23,442	25,112
088606108 BHP BILLITON LIMITED		
251542106 DEUTSCHE BOERSE AG A	10,755	14,813
404280406 HSBC - ADR		
56501R106 MANULIFE FINANCIAL C	104,373	126,166
641069406 NESTLE S.A. REGISTER	38,932	42,470
66987V109 NOVARTIS AG - ADR	31,906	40,426
74435K204 PRUDENTIAL PLC - ADR	10,379	23,993
767204100 RIO TINTO PLC - ADR		
771195104 ROCHE HOLDINGS LTD -	19,774	30,670
867224107 SUNCOR ENERGY INC NE	204,209	247,758
87944W105 TELENOR ASA - ADR	10,342	12,141
89151E109 TOTAL S.A. - ADR	177,881	193,125
892331307 TOYOTA MOTOR CORPORA	29,932	28,948
046353108 ASTRAZENECA PLC ADR		
05946K101 BANCO BILBAO VIZCAYA		
055262505 BASF AKTIENGESELLSCH	25,591	37,676
26874R108 ENI SPA - ADR		
37733W105 GLAXOSMITHKLINE PLC	17,803	14,980
20030N101 COMCAST CORP CLASS A	139,437	302,094
166764100 CHEVRON CORP	29,676	30,484
678026105 OIL STATES INTERNATI	2,913	2,886
29977A105 EVERCORE PARTNERS IN	2,340	6,183
58155Q103 MCKESSON CORP	78,950	140,450
458140100 INTEL CORP	27,590	34,420
727493108 PLANTRONICS INC COM	2,098	3,395
747525103 QUALCOMM INC	23,200	22,494
388689101 GRAPHIC PACKAGING HL	6,356	5,903
744573106 PUBLIC SVC ENTERPRIS	15,875	19,746

Name of Stock	End of Year Book Value	End of Year Fair Market Value
072730302 BAYER AG - ADR	89,935	92,288
552697104 MDC PARTNERS INC-A		
653656108 NICE LTD - SPON ADR	6,861	10,864
826197501 SIEMENS AG - SPONSOR	48,123	51,294
82929R304 SINGAPORE TELECOMMUN		
008252108 AFFILIATED MANAGERS	98,683	116,240
057665200 BALCHEM CORP CLASS B	3,082	7,049
110448107 BRITISH AMERICAN TOB	26,615	29,182
144577103 CARRIZO OIL & GAS IN	5,165	5,266
147528103 CASEYS GEN STORES IN	1,822	4,399
179895107 CLARCOR INC	3,422	6,103
22002T108 CORPORATE OFFICE PRO	4,464	5,620
25746U109 DOMINION RES INC VA	12,854	18,382
26441C204 DUKE ENERGY HOLDING	12,091	15,369
320867104 FIRST MIDWEST BANCOR		
371559105 GENESEE & WYOMING IN	5,139	6,733
405217100 HAIN CELESTIAL GROUP	96,336	92,696
421906108 HEALTHCARE SVCS GROU	3,117	5,210
422806109 HEICO CORP	4,301	9,181
44930G107 ICU MED INC COM	2,303	5,305
457985208 INTEGRA LIFESCIENCES	4,096	8,493
48123V102 J2 GLOBAL INC		
515098101 LANDSTAR SYS INC COM	2,645	4,350
556269108 STEVEN MADDEN LTD	2,146	3,110
574795100 MASIMO CORP	2,122	5,392
59410T106 MICHELIN (CGDE) ADR		
610236101 MONRO MUFFLER BRAKE	4,625	6,692
62942M201 NTT DOCOMO, INC. - A	14,210	13,241
64126X201 NEUSTAR INC		
739276103 POWER INTERGRATIONS	3,241	6,378

Name of Stock	End of Year Book Value	End of Year Fair Market Value
74733T105 QLIK TECHNOLOGIES IN		
756255204 RECKITT BENCKIS/S AD	12,059	17,623
767744105 RITCHIE BROS AUCTION	3,506	5,644
780259206 ROYAL DUTCH SHELL PL	26,908	21,698
80105N105 SANOFI-ADR	17,866	18,602
816850101 SEMTECH CORP COM		
83416B109 SOLARWINDS INC		
872540109 TJX COMPANIES INC	78,473	131,102
87969N204 TELSTRA CORP-ADR	25,301	22,533
882681109 TEXAS ROADHOUSE, INC	1,965	5,692
891092108 TORO CO	1,795	4,476
891160509 TORONTO DOMINION BK	28,056	32,268
89469A104 TREEHOUSE FOODS INC		
907818108 UNION PACIFIC CORP	178,023	269,568
922042858 VANGUARD FTSE EMERGI	160,328	141,259
955306105 WEST PHARMACEUTICAL	1,190	3,733
G29183103 EATON CORP PLC	107,384	114,053
018522300 ALLETE INC		
073685109 BEACON ROOFING SUPPL	6,553	7,878
08579W103 BERRY PLASTICS GROUP	3,109	7,407
101388106 BOTTOMLINE TECHNOLOG		
192422103 COGNEX CORP	2,634	7,444
254687106 WALT DISNEY CO	90,075	156,330
34984V100 FORUM ENERGY TECHNOL	5,258	5,192
375558103 GILEAD SCIENCES INC	76,185	107,415
379577208 GLOBUS MEDICAL INC -	2,684	3,945
478366107 JOHNSON CONTROLS INC		
500472303 PHILIPS ELECTRONICS	36,770	33,933
517834107 LAS VEGAS SANDS CORP	164,862	187,042
70509V100 PEBBLEBROOK HOTEL TR		

Name of Stock	End of Year Book Value	End of Year Fair Market Value
75524B104 RBC BEARINGS INC	4,034	6,404
76973Q105 ROADRUNNER TRANSPORT		
89969Q104 TUMI HOLDINGS INC		
G4705A100 ICON PLC	3,014	3,008
000360206 AAON INC	2,531	4,825
00762W107 ADVISORY BRD CO		
024013104 AMERICAN ASSETS TRUS		
046433108 ASTRONICS CORP COM	3,752	3,689
06738C778 BARCLAYS BANK PLC IP		
09073M104 BIO-TECHNE CORP	2,973	4,319
09247X101 BLACKROCK INC	123,676	152,216
138098108 CANTEL MEDICAL CORP.	1,880	4,489
150870103 CELANESE CORP	127,800	164,173
172967424 CITIGROUP INC.	160,508	190,176
268948106 EAGLE BANCORP INC	3,558	7,253
30231G102 EXXON MOBIL CORPORAT	53,652	54,517
317485100 FINANCIAL ENGINES IN		
37253A103 GENTHERM INC	4,202	3,791
40418F108 HFF INC	5,113	5,143
466032109 J & J SNACK FOODS CO		
502441306 LVMH MOET HENNESSY U	31,027	32,828
64128R608 NEUBERGER BERMAN LON	100,000	98,476
68213N109 OMNICELL INC	3,884	4,882
683974604 OPPENHEIMER DEVELOPI	250,000	204,191
69354N106 PRA GROUP INC	4,411	6,256
732872106 POPEYES LOUISIANA KI	3,869	5,685
74112D101 PRESTIGE BRANDS HLDG	2,654	4,272
74164F103 PRIMORIS SERVIES COR	3,984	4,419
743713109 PROTO LABS INC	3,657	3,081
747316107 QUAKER CHEM CORP	1,409	2,687

Name of Stock	End of Year Book Value	End of Year Fair Market Value
78463M107 SPS COMMERCE INC	6,203	9,994
78463X863 SPDR DJ WILSHIRE INT	202,543	169,071
80908T101 SCIQUEST INC		
840441109 SOUTH STATE CORP	7,783	10,575
88224Q107 TEXAS CAP BANCSHARES	3,739	5,410
922908553 VANGUARD REIT VIPER	190,256	207,976
930427109 WAGEWORKS INC	2,963	5,293
957638109 WESTERN ALLIANCE BAN	2,993	6,430
N53745100 LYONDELLBASELL INDU-	29,286	24,962
00206R102 AT & T INC	43,344	52,482
02079K107 ALPHABET INC CL C	68,899	154,364
02079K305 ALPHABET INC CL A	40,609	99,056
03071H100 AMERISAFE INC	4,788	5,549
03232P405 AMSURG CORP		
04314H600 ARTISAN MID CAP FUND	150,000	116,786
081437105 BEMIS INC	13,365	15,207
094235108 BLOOMIN' BRANDS INC	5,987	4,706
099406100 BOOT BARN HOLDINGS I		
128246105 CALAVO GROWERS INC	3,348	4,298
154760409 CENTRAL PACIFIC FINA	4,765	7,007
20449X302 COMPASS GROUP PLC -	32,209	34,577
28849P100 ELLIE MAE INC	6,766	8,284
29358P101 ENSIGN GROUP INC/THE		
30066A105 EXAMWORKS GROUP INC		
339128100 JP MORGAN MID CAP VA	150,000	141,818
38141G104 GOLDMAN SACHS GROUP		
444097109 HUDSON PACIFIC PROPE	4,875	6,121
57722W106 MATTRESS FIRM HOLDIN		
589889104 MERIT MEDICAL SYS IN	3,742	5,168
609839105 MONOLITHIC PWR SYS I	6,082	8,029

Name of Stock	End of Year Book Value	End of Year Fair Market Value
63872T885 ASG GLOBAL ALTERNATI	100,000	89,938
640491106 NEOGEN CORP		
64115T104 NETSCOUT SYSTEMS INC	3,883	4,347
670704105 NUVASIVE INC	4,146	6,197
681116109 OLLIE'S BARGAIN OUTL	4,718	7,511
693475105 PNC FINANCIAL SERVIC	83,992	102,340
70432V102 PAYCOM SOFTWARE INC	8,418	10,599
74255L696 PRINCIPAL GL MULT ST	100,000	97,585
74758T303 QUALYS INC	8,131	6,931
74978Q105 RSP PERMIAN INC	5,167	8,076
87164P103 SYNERGY RESOURCES CO	3,539	4,197
87482X101 TALMER BANCORP INC		
88146M101 TERRENO REALTY CORP	3,360	4,758
883556102 THERMO FISHER SCIENT	134,404	149,566
911312106 UNITED PARCEL SERVIC	126,400	134,702
92827P102 VIRTUSA CORP		
928377100 VISTA OUTDOOR INC	4,597	4,096
G5005R107 JAMES RIVER GROUP HO	5,228	8,892
092113109 BLACK HILLS CORP	5,529	5,582
109194100 BRIGHT HORIZONS FAMI	2,948	3,081
132011107 CAMBREX CORP COM	3,176	3,938
133034108 CAMDEN NATL CORP	3,177	3,156
148806102 CATALENT INC	6,430	7,064
163731102 CHEMICAL FINL CORP	4,424	7,042
192446102 COGNIZANT TECH SOLUT	171,659	165,008
197236102 COLUMBIA BANKING SYS	2,973	3,485
218681104 CORE-MARK HOLDING CO	5,205	5,384
21870Q105 CORESITE REALTY CORP	5,113	5,477
22544R305 CREDIT SUISSE COMM R	55,000	61,018
302081104 EXLSERVICE HOLDINGS	5,073	5,094

Name of Stock	End of Year Book Value	End of Year Fair Market Value
391416104 GREAT WESTERN BANCOR	6,709	10,287
45768S105 INNOSPEC INC	4,224	5,960
46269C102 IRIDIUM COMMUNICATIO	2,683	3,370
52603B107 LENDINGTREE, INC	3,933	4,257
537008104 LITTELFUSE INC COM	4,773	6,374
58471A105 MEDIDATA SOLUTIONS I	3,129	2,980
639050103 NATUS MEDICAL INC	4,108	4,280
76131N101 RETAIL OPPORTUNITY I	4,822	5,050
83084V106 SKY PLC-SPN ADR	14,207	15,735
833551104 SNYDERS-LANCE INC	4,015	4,831
848574109 SPIRIT AEROSYTSEMS H	102,142	128,370
88031M109 TENARIS S.A. - ADR	13,745	18,712
904708104 UNIFIRST CORP MASS	2,983	3,304
918194101 VCA INC	3,326	3,707
92334N103 VEOLIA ENVIRONNEMENT	14,930	11,529
942622200 WATSCO INC CL A	4,604	4,888
977868306 WOLSELEY PLC ADR	23,937	24,723
G0464B107 ARGO GROUP INTL HLDG	5,354	5,931
G25839104 COCA-COLA EUROPEAN P	24,161	20,159
G4388N106 HELEN OF TROY LIMITE	7,163	6,418
H84989104 TE CONNECTIVITY LTD	105,370	109,116

TY 2016 Investments Government Obligations Schedule**Name:** ALEXANDER MCCAUSLAND CHARITABLE**EIN:** 37-6437195**US Government Securities - End
of Year Book Value:**

1,409,424

**US Government Securities - End
of Year Fair Market Value:**

1,383,745

**State & Local Government
Securities - End of Year Book
Value:****State & Local Government
Securities - End of Year Fair
Market Value:**

TY 2016 Investments - Other Schedule**Name:** ALEXANDER MCCAUSLAND CHARITABLE**EIN:** 37-6437195

Category/ Item	Listed at Cost or FMV	Book Value	End of Year Fair Market Value
34528QBP8 FORD CREDIT FLOORPLA	AT COST	75,463	75,020
36159JCV1 GE CAPITAL CREDIT CA	AT COST	142,164	138,041

TY 2016 Other Decreases Schedule**Name:** ALEXANDER MCCAUSLAND CHARITABLE**EIN:** 37-6437195

Description	Amount
MUTUAL FUND POSTING NEXT TAX YR EFFECTIVE CURR YR	4,682
WASH SALES ADJUSTMENT	3,806
ACCRUED INTEREST PAID CURRENT YR EFFECTIVE NEXT YR	90
CAP LOSS POSTED CURRYR EFF PRIOR YR	251
RETURN OF CAPITAL	4,464
CAP GAIN POSTED NEXT YR EFF CURR YR	1,230
ROUNDING	6

TY 2016 Other Expenses Schedule**Name:** ALEXANDER MCCAUSLAND CHARITABLE**EIN:** 37-6437195**Other Expenses Schedule**

Description	Revenue and Expenses per Books	Net Investment Income	Adjusted Net Income	Disbursements for Charitable Purposes
ADR/TAX RECLAIM FEES	805	805		0

TY 2016 Other Income Schedule

Name: ALEXANDER MCCAUSLAND CHARITABLE

EIN: 37-6437195

Other Income Schedule

Description	Revenue And Expenses Per Books	Net Investment Income	Adjusted Net Income
EXCISE TAX REFUND	3,812	0	

TY 2016 Other Increases Schedule**Name:** ALEXANDER MCCAUSLAND CHARITABLE**EIN:** 37-6437195

Description	Amount
ACCRUED INTEREST PAID PRIOR YR EFFECTIVE CURRENT YR	755
MUTUAL FUND POSTING CURR YR EFF PRIOR YR	2,471
MUTUAL FUND DEFERRED INCOME	113
COST BASIS ADJ ON MERGER	268

TY 2016 Other Professional Fees Schedule**Name:** ALEXANDER MCCAUSLAND CHARITABLE**EIN:** 37-6437195

Category	Amount	Net Investment Income	Adjusted Net Income	Disbursements for Charitable Purposes
EAGLE ASSET ADVISER FEE	1,937	1,937		

TY 2016 Taxes Schedule**Name:** ALEXANDER MCCAUSLAND CHARITABLE**EIN:** 37-6437195

Category	Amount	Net Investment Income	Adjusted Net Income	Disbursements for Charitable Purposes
FOREIGN TAXES	9,390	9,390		0
FOREIGN TAXES ON QUALIFIED FOR	648	648		0
FOREIGN TAXES ON NONQUALIFIED	644	644		0