

EXTENDED TO NOVEMBER 15, 2017

Return of Private Foundation

or Section 4947(a)(1) Trust Treated as Private Foundation

OMB No 1545-0052

2016

Open to Public Inspection

Form 990-PF

Department of the Treasury
Internal Revenue ServiceDo not enter social security numbers on this form as it may be made public.
Information about Form 990-PF and its separate instructions is at www.irs.gov/form990pf.

For calendar year 2016 or tax year beginning

, and ending

Name of foundation WESTLAKE HEALTH FOUNDATION		A Employer identification number 36-3104071
Number and street (or P.O. box number if mail is not delivered to street address) 18 W. 140 BUTTERFIELD	Room/suite 1660	B Telephone number 630-495-3800
City or town, state or province, country, and ZIP or foreign postal code OAKBROOK TERRACE, IL 60181		C If exemption application is pending, check here <input type="checkbox"/>
G Check all that apply: <input type="checkbox"/> Initial return <input type="checkbox"/> Final return <input type="checkbox"/> Address change <input type="checkbox"/> Initial return of a former public charity <input type="checkbox"/> Amended return <input type="checkbox"/> Name change		D 1. Foreign organizations, check here <input type="checkbox"/> 2. Foreign organizations meeting the 85% test, check here and attach computation <input type="checkbox"/>
H Check type of organization: <input checked="" type="checkbox"/> Section 501(c)(3) exempt private foundation <input type="checkbox"/> Section 4947(a)(1) nonexempt charitable trust <input type="checkbox"/> Other taxable private foundation		E If private foundation status was terminated under section 507(b)(1)(A), check here <input type="checkbox"/>
I Fair market value of all assets at end of year (from Part II, col. (c), line 16) \$ 112,314,600. (Part I, column (d) must be on cash basis.)	J Accounting method: <input type="checkbox"/> Cash <input checked="" type="checkbox"/> Accrual <input type="checkbox"/> Other (specify) _____	F If the foundation is in a 60-month termination under section 507(b)(1)(B), check here <input type="checkbox"/>

Part I Analysis of Revenue and Expenses (The total of amounts in columns (b), (c), and (d) may not necessarily equal the amounts in column (a).)		(a) Revenue and expenses per books	(b) Net investment income	(c) Adjusted net income	(d) Disbursements for charitable purposes (cash basis only)
1 Contributions, gifts, grants, etc., received				N/A	
2 Check <input checked="" type="checkbox"/> if the foundation is not required to attach Sch. B					
3 Interest on savings and temporary cash investments		1,018.	1,018.		STATEMENT 1
4 Dividends and interest from securities		947,859.	947,859.		STATEMENT 2
5a Gross rents					
b Net rental income or (loss)					
6a Net gain or (loss) from sale of assets not on line 10		2,770,546.			
b Gross sales price for all assets on line 6a 16,714,429.					
7 Capital gain net income (from Part IV, line 2)			2,770,546.		
8 Net short-term capital gain					
9 Income modifications					
10a Gross sales less returns and allowances					
b Less Cost of goods sold					
c Gross profit or (loss)					
11 Other income		187,195.	187,195.		STATEMENT 3
12 Total. Add lines 1 through 11		3,906,618.	3,906,618.		
13 Compensation of officers, directors, trustees, etc.		349,092.	34,909.		314,183.
14 Other employee salaries and wages		129,349.	12,935.		116,414.
15 Pension plans, employee benefits		106,852.	10,685.		96,167.
16a Legal fees					
b Accounting fees STMT 4		17,250.	13,800.		3,450.
c Other professional fees STMT 5		390,869.	389,364.		1,505.
17 Interest					
18 Taxes MAY 18 2017 STMT 6		74,824.	2,868.		25,816.
19 Depreciation and depletion					
20 Occupancy		124,192.	12,419.		111,773.
21 Travel, conferences, and meetings		30,128.	3,013.		27,115.
22 Printing and publications		561.	56.		505.
23 Other expenses STMT 7		12,000.	1,200.		10,800.
24 Total operating and administrative expenses. Add lines 13 through 23		1,235,117.	481,249.		707,728.
25 Contributions, gifts, grants paid		3,421,948.			4,627,507.
26 Total expenses and disbursements. Add lines 24 and 25		4,657,065.	481,249.		5,335,235.
27 Subtract line 26 from line 12:					
a Excess of revenue over expenses and disbursements		-750,447.			
b Net investment income (if negative, enter -0-)			3,425,369.		
c Adjusted net income (if negative, enter -0-)				N/A	

Part II Balance Sheets		Attached schedules and amounts in the description column should be for end-of-year amounts only	Beginning of year	End of year	
			(a) Book Value	(b) Book Value	(c) Fair Market Value
Assets	1	Cash - non-interest-bearing			
	2	Savings and temporary cash investments	942,276.	319,362.	319,362.
	3	Accounts receivable ▶			
		Less: allowance for doubtful accounts ▶			
	4	Pledges receivable ▶			
		Less: allowance for doubtful accounts ▶			
	5	Grants receivable			
	6	Receivables due from officers, directors, trustees, and other disqualified persons			
	7	Other notes and loans receivable ▶			
		Less: allowance for doubtful accounts ▶			
	8	Inventories for sale or use			
	9	Prepaid expenses and deferred charges			
	10a	Investments - U.S. and state government obligations			
	b	Investments - corporate stock STMT 9	54,638,360.	55,252,440.	55,252,440.
	c	Investments - corporate bonds STMT 10	18,859,478.	17,458,364.	17,458,364.
Liabilities	11	Investments - land, buildings, and equipment basis ▶			
		Less: accumulated depreciation ▶			
	12	Investments - mortgage loans			
	13	Investments - other STMT 11	38,562,783.	39,266,559.	39,266,559.
	14	Land, buildings, and equipment: basis ▶			
		Less: accumulated depreciation ▶			
	15	Other assets (describe ▶ ART)	17,875.	17,875.	17,875.
	16	Total assets (to be completed by all filers - see the instructions. Also, see page 1, item I)	113,020,772.	112,314,600.	112,314,600.
	17	Accounts payable and accrued expenses	255,978.	302,137.	
	18	Grants payable	3,556,765.	2,441,531.	
Net Assets or Fund Balances	19	Deferred revenue			
	20	Loans from officers, directors, trustees, and other disqualified persons			
	21	Mortgages and other notes payable			
	22	Other liabilities (describe ▶ STATEMENT 12)	145,609.	68,367.	
	23	Total liabilities (add lines 17 through 22)	3,958,352.	2,812,035.	
		Foundations that follow SFAS 117, check here ▶ <input checked="" type="checkbox"/> and complete lines 24 through 26 and lines 30 and 31.			
	24	Unrestricted	109,062,420.	109,502,565.	
	25	Temporarily restricted			
	26	Permanently restricted			
		Foundations that do not follow SFAS 117, check here ▶ <input type="checkbox"/> and complete lines 27 through 31.			
	27	Capital stock, trust principal, or current funds			
	28	Paid-in or capital surplus, or land, bldg., and equipment fund			
	29	Retained earnings, accumulated income, endowment, or other funds			
	30	Total net assets or fund balances	109,062,420.	109,502,565.	
	31	Total liabilities and net assets/fund balances	113,020,772.	112,314,600.	

Part III Analysis of Changes in Net Assets or Fund Balances

1	Total net assets or fund balances at beginning of year - Part II, column (a), line 30 (must agree with end-of-year figure reported on prior year's return)	1	109,062,420.
2	Enter amount from Part I, line 27a	2	-750,447.
3	Other increases not included in line 2 (itemize) ▶ SEE STATEMENT 8	3	1,190,592.
4	Add lines 1, 2, and 3	4	109,502,565.
5	Decreases not included in line 2 (itemize) ▶	5	0.
6	Total net assets or fund balances at end of year (line 4 minus line 5) - Part II, column (b), line 30	6	109,502,565.

Part IV Capital Gains and Losses for Tax on Investment Income

(a) List and describe the kind(s) of property sold (e.g., real estate, 2-story brick warehouse; or common stock, 200 shs. MLC Co.)	(b) How acquired P - Purchase D - Donation	(c) Date acquired (mo., day, yr.)	(d) Date sold (mo., day, yr.)
1a SEE ATTACHED	P		
b			
c			
d			
e			

(e) Gross sales price	(f) Depreciation allowed (or allowable)	(g) Cost or other basis plus expense of sale	(h) Gain or (loss) (e) plus (f) minus (g)
a 16,714,429.		13,943,883.	2,770,546.
b			
c			
d			
e			

Complete only for assets showing gain in column (h) and owned by the foundation on 12/31/69			(l) Gains (Col. (h) gain minus col. (k), but not less than -0-) or Losses (from col. (h))
(i) F.M.V. as of 12/31/69	(j) Adjusted basis as of 12/31/69	(k) Excess of col. (i) over col. (j), if any	
a			2,770,546.
b			
c			
d			
e			

2 Capital gain net income or (net capital loss)	<div style="display: flex; align-items: center;"> <div style="border-left: 1px solid black; padding-left: 5px;"> If gain, also enter in Part I, line 7 If (loss), enter -0- in Part I, line 7 </div> <div style="margin-left: 10px;"> 2 <div style="border-left: 1px solid black; padding-left: 10px;">2,770,546.</div> </div> </div>
3 Net short-term capital gain or (loss) as defined in sections 1222(5) and (6): If gain, also enter in Part I, line 8, column (c). If (loss), enter -0- in Part I, line 8	<div style="display: flex; align-items: center;"> <div style="border-left: 1px solid black; padding-left: 5px;"> If gain, also enter in Part I, line 8, column (c). If (loss), enter -0- in Part I, line 8 </div> <div style="margin-left: 10px;"> 3 <div style="border-left: 1px solid black; padding-left: 10px;">N/A</div> </div> </div>

Part V Qualification Under Section 4940(e) for Reduced Tax on Net Investment Income

(For optional use by domestic private foundations subject to the section 4940(a) tax on net investment income.)

If section 4940(d)(2) applies, leave this part blank.

Was the foundation liable for the section 4942 tax on the distributable amount of any year in the base period?

☐ Yes ☒ No

If "Yes," the foundation does not qualify under section 4940(e). Do not complete this part.

1 Enter the appropriate amount in each column for each year; see the instructions before making any entries.

(a) Base period years Calendar year (or tax year beginning in)	(b) Adjusted qualifying distributions	(c) Net value of noncharitable-use assets	(d) Distribution ratio (col. (b) divided by col. (c))
2015	6,156,283.	116,561,608.	.052816
2014	5,006,234.	116,010,670.	.043153
2013	4,963,134.	107,655,105.	.046102
2012	4,870,736.	100,581,603.	.048426
2011	4,626,846.	101,077,374.	.045775

2 Total of line 1, column (d)	2	.236272
3 Average distribution ratio for the 5-year base period - divide the total on line 2 by 5, or by the number of years the foundation has been in existence if less than 5 years	3	.047254
4 Enter the net value of noncharitable-use assets for 2016 from Part X, line 5	4	110,286,752.
5 Multiply line 4 by line 3	5	5,211,490.
6 Enter 1% of net investment income (1% of Part I, line 27b)	6	34,254.
7 Add lines 5 and 6	7	5,245,744.
8 Enter qualifying distributions from Part XII, line 4 If line 8 is equal to or greater than line 7, check the box in Part VI, line 1b, and complete that part using a 1% tax rate. See the Part VI instructions.	8	5,335,235.

Part VI Excise Tax Based on Investment Income (Section 4940(a), 4940(b), 4940(e), or 4948 - see instructions)

1a Exempt operating foundations described in section 4940(d)(2), check here <input type="checkbox"/> and enter "N/A" on line 1. Date of ruling or determination letter: _____ (attach copy of letter if necessary-see instructions)		1	34,254.
b Domestic foundations that meet the section 4940(e) requirements in Part V, check here <input checked="" type="checkbox"/> and enter 1% of Part I, line 27b		2	0.
c All other domestic foundations enter 2% of line 27b. Exempt foreign organizations enter 4% of Part I, line 12, col. (b).		3	34,254.
2 Tax under section 511 (domestic section 4947(a)(1) trusts and taxable foundations only. Others enter -0-)		4	0.
3 Add lines 1 and 2		5	34,254.
4 Subtitle A (income) tax (domestic section 4947(a)(1) trusts and taxable foundations only. Others enter -0-)			
5 Tax based on investment income Subtract line 4 from line 3. If zero or less, enter -0-			
6 Credits/Payments:			
a 2016 estimated tax payments and 2015 overpayment credited to 2016	6a 114,515.	7	114,515.
b Exempt foreign organizations - tax withheld at source	6b	8	
c Tax paid with application for extension of time to file (Form 8868)	6c	9	
d Backup withholding erroneously withheld	6d	10	80,261.
7 Total credits and payments. Add lines 6a through 6d		11	0.
8 Enter any penalty for underpayment of estimated tax. Check here <input type="checkbox"/> if Form 2220 is attached			
9 Tax due. If the total of lines 5 and 8 is more than line 7, enter amount owed			
10 Overpayment. If line 7 is more than the total of lines 5 and 8, enter the amount overpaid			
11 Enter the amount of line 10 to be: Credited to 2017 estimated tax 80,261. Refunded			

Part VII-A Statements Regarding Activities

	Yes	No
1a During the tax year, did the foundation attempt to influence any national, state, or local legislation or did it participate or intervene in any political campaign?		X
b Did it spend more than \$100 during the year (either directly or indirectly) for political purposes (see instructions for the definition)? If the answer is "Yes" to 1a or 1b, attach a detailed description of the activities and copies of any materials published or distributed by the foundation in connection with the activities.		X
c Did the foundation file Form 1120-POL for this year?		X
d Enter the amount (if any) of tax on political expenditures (section 4955) imposed during the year: (1) On the foundation. \$ 0. (2) On foundation managers. \$ 0.		
e Enter the reimbursement (if any) paid by the foundation during the year for political expenditure tax imposed on foundation managers. \$ 0.		
2 Has the foundation engaged in any activities that have not previously been reported to the IRS? If "Yes," attach a detailed description of the activities.		X
3 Has the foundation made any changes, not previously reported to the IRS, in its governing instrument, articles of incorporation, or bylaws, or other similar instruments? If "Yes," attach a conformed copy of the changes		X
4a Did the foundation have unrelated business gross income of \$1,000 or more during the year?		X
b If "Yes," has it filed a tax return on Form 990-T for this year?		
5 Was there a liquidation, termination, dissolution, or substantial contraction during the year? If "Yes," attach the statement required by General Instruction T.		X
6 Are the requirements of section 508(e) (relating to sections 4941 through 4945) satisfied either: • By language in the governing instrument, or • By state legislation that effectively amends the governing instrument so that no mandatory directions that conflict with the state law remain in the governing instrument?	X	
7 Did the foundation have at least \$5,000 in assets at any time during the year? If "Yes," complete Part II, col. (c), and Part XV	X	
8a Enter the states to which the foundation reports or with which it is registered (see instructions) IL		
b If the answer is "Yes" to line 7, has the foundation furnished a copy of Form 990-PF to the Attorney General (or designate) of each state as required by General Instruction G? If "No," attach explanation	X	
9 Is the foundation claiming status as a private operating foundation within the meaning of section 4942(j)(3) or 4942(j)(5) for calendar year 2016 or the taxable year beginning in 2016 (see instructions for Part XIV)? If "Yes," complete Part XIV		X
10 Did any persons become substantial contributors during the tax year? If "Yes," attach a schedule listing their names and addresses		X

N/A

Part VII-A Statements Regarding Activities (continued)

	Yes	No
11 At any time during the year, did the foundation, directly or indirectly, own a controlled entity within the meaning of section 512(b)(13)? If "Yes," attach schedule (see instructions)		X
12 Did the foundation make a distribution to a donor advised fund over which the foundation or a disqualified person had advisory privileges? If "Yes," attach statement (see instructions)		X
13 Did the foundation comply with the public inspection requirements for its annual returns and exemption application? Website address ► N/A	X	
14 The books are in care of ► TONY RUZICKA Telephone no. ► 847-580-4100 Located at ► 1101 LAKE COOK ROAD, SUITE C, DEERFIELD, IL ZIP+4 ► 60015		
15 Section 4947(a)(1) nonexempt charitable trusts filing Form 990-PF in lieu of Form 1041 - Check here and enter the amount of tax-exempt interest received or accrued during the year ► 15 N/A		
16 At any time during calendar year 2016, did the foundation have an interest in or a signature or other authority over a bank, securities, or other financial account in a foreign country? See the instructions for exceptions and filing requirements for FinCEN Form 114. If "Yes," enter the name of the foreign country ►		X

Part VII-B Statements Regarding Activities for Which Form 4720 May Be Required

File Form 4720 if any item is checked in the "Yes" column, unless an exception applies.

	Yes	No
1a During the year did the foundation (either directly or indirectly): (1) Engage in the sale or exchange, or leasing of property with a disqualified person? <input type="checkbox"/> Yes <input checked="" type="checkbox"/> No (2) Borrow money from, lend money to, or otherwise extend credit to (or accept it from) a disqualified person? <input type="checkbox"/> Yes <input checked="" type="checkbox"/> No (3) Furnish goods, services, or facilities to (or accept them from) a disqualified person? <input type="checkbox"/> Yes <input checked="" type="checkbox"/> No (4) Pay compensation to, or pay or reimburse the expenses of, a disqualified person? <input type="checkbox"/> Yes <input checked="" type="checkbox"/> No (5) Transfer any income or assets to a disqualified person (or make any of either available for the benefit or use of a disqualified person)? <input type="checkbox"/> Yes <input checked="" type="checkbox"/> No (6) Agree to pay money or property to a government official? (Exception Check "No" if the foundation agreed to make a grant to or to employ the official for a period after termination of government service, if terminating within 90 days.) <input type="checkbox"/> Yes <input checked="" type="checkbox"/> No		
b If any answer is "Yes" to 1a(1)-(6), did any of the acts fail to qualify under the exceptions described in Regulations section 53.4941(d)-3 or in a current notice regarding disaster assistance (see instructions)? Organizations relying on a current notice regarding disaster assistance check here N/A		
c Did the foundation engage in a prior year in any of the acts described in 1a, other than excepted acts, that were not corrected before the first day of the tax year beginning in 2016?		X
2 Taxes on failure to distribute income (section 4942) (does not apply for years the foundation was a private operating foundation defined in section 4942(j)(3) or 4942(j)(5)): a At the end of tax year 2016, did the foundation have any undistributed income (lines 6d and 6e, Part XIII) for tax year(s) beginning before 2016? <input type="checkbox"/> Yes <input checked="" type="checkbox"/> No If "Yes," list the years ► b Are there any years listed in 2a for which the foundation is not applying the provisions of section 4942(a)(2) (relating to incorrect valuation of assets) to the year's undistributed income? (If applying section 4942(a)(2) to all years listed, answer "No" and attach statement - see instructions.) N/A c If the provisions of section 4942(a)(2) are being applied to any of the years listed in 2a, list the years here. ►		
3a Did the foundation hold more than a 2% direct or indirect interest in any business enterprise at any time during the year? <input type="checkbox"/> Yes <input checked="" type="checkbox"/> No b If "Yes," did it have excess business holdings in 2016 as a result of (1) any purchase by the foundation or disqualified persons after May 26, 1969; (2) the lapse of the 5-year period (or longer period approved by the Commissioner under section 4943(c)(7)) to dispose of holdings acquired by gift or bequest; or (3) the lapse of the 10-, 15-, or 20-year first phase holding period? (Use Schedule C, Form 4720, to determine if the foundation had excess business holdings in 2016.) N/A		
4a Did the foundation invest during the year any amount in a manner that would jeopardize its charitable purposes?		X
b Did the foundation make any investment in a prior year (but after December 31, 1969) that could jeopardize its charitable purpose that had not been removed from jeopardy before the first day of the tax year beginning in 2016?		X

Part VII-B Statements Regarding Activities for Which Form 4720 May Be Required (continued)

5a During the year did the foundation pay or incur any amount to:

- (1) Carry on propaganda, or otherwise attempt to influence legislation (section 4945(e))? ☐ Yes ☒ No
- (2) Influence the outcome of any specific public election (see section 4955); or to carry on, directly or indirectly, any voter registration drive? ☐ Yes ☒ No
- (3) Provide a grant to an individual for travel, study, or other similar purposes? ☐ Yes ☒ No
- (4) Provide a grant to an organization other than a charitable, etc., organization described in section 4945(d)(4)(A)? (see instructions) ☐ Yes ☒ No
- (5) Provide for any purpose other than religious, charitable, scientific, literary, or educational purposes, or for the prevention of cruelty to children or animals? ☐ Yes ☒ No

b If any answer is "Yes" to 5a(1)-(5), did any of the transactions fail to qualify under the exceptions described in Regulations section 53.4945 or in a current notice regarding disaster assistance (see instructions)?

N/A

5b

Organizations relying on a current notice regarding disaster assistance check here

▶ ☐

c If the answer is "Yes" to question 5a(4), does the foundation claim exemption from the tax because it maintained expenditure responsibility for the grant?

N/A

☐ Yes ☐ No

If "Yes," attach the statement required by Regulations section 53.4945-5(d).

6a Did the foundation, during the year, receive any funds, directly or indirectly, to pay premiums on a personal benefit contract?

☐ Yes ☒ No

b Did the foundation, during the year, pay premiums, directly or indirectly, on a personal benefit contract?

6b

X

If "Yes" to 6b, file Form 8870.

7a At any time during the tax year, was the foundation a party to a prohibited tax shelter transaction?

☐ Yes ☒ No

b If "Yes," did the foundation receive any proceeds or have any net income attributable to the transaction?

N/A

7b

Part VIII Information About Officers, Directors, Trustees, Foundation Managers, Highly Paid Employees, and Contractors

1 List all officers, directors, trustees, foundation managers and their compensation.

(a) Name and address	(b) Title, and average hours per week devoted to position	(c) Compensation (If not paid, enter -0-)	(d) Contributions to employee benefit plans and deferred compensation	(e) Expense account, other allowances
SEE STATEMENT 13		349,093.	21,600.	0.

2 Compensation of five highest-paid employees (other than those included on line 1). If none, enter "NONE."

(a) Name and address of each employee paid more than \$50,000	(b) Title, and average hours per week devoted to position	(c) Compensation	(d) Contributions to employee benefit plans and deferred compensation	(e) Expense account, other allowances
ROSA WESOLEK - ONE LINCOLN CENTER, 18 W. 140 BUTTERRFIELD RD., OAKBROOK	ASST TO PRES. 40.00	129,349.	0.	0.

Total number of other employees paid over \$50,000

0

Part VIII Information About Officers, Directors, Trustees, Foundation Managers, Highly Paid Employees, and Contractors (continued)**3** Five highest-paid independent contractors for professional services. If none, enter "NONE."

(a) Name and address of each person paid more than \$50,000	(b) Type of service	(c) Compensation
EAGLE CAPITAL MANAGEMENT 499 PARK AVE., NEW YORK, NY 10022	INVESTMENT COUNSEL	105,423.
ELWOOD ASSOCIATES 104 S. MICHIGAN AVE., CHICAGO, IL 60603	INVESTMENT COUNSEL	84,311.
PINNACLE PO BOX 27780, NEW YORK, NY 10087	INVESTMENT COUNSEL	71,559.
VAUGHAN NELSON 600 TRAVIS STREET, HOUSTON, NY 77002	INVESTMENT COUNSEL	59,995.
WELLINGTON TRUST PO BOX 13766, 20880, NJ 07188	INVESTMENT COUNSEL	39,629.

Total number of others receiving over \$50,000 for professional services

0

Part IX-A Summary of Direct Charitable Activities

List the foundation's four largest direct charitable activities during the tax year. Include relevant statistical information such as the number of organizations and other beneficiaries served, conferences convened, research papers produced, etc.

	Expenses
1 N/A	
2	
3	
4	

Part IX-B Summary of Program-Related Investments

Describe the two largest program-related investments made by the foundation during the tax year on lines 1 and 2.

	Amount
1 N/A	
2	
3 All other program-related investments. See instructions.	

Total. Add lines 1 through 3

0.

Part X Minimum Investment Return (All domestic foundations must complete this part. Foreign foundations, see instructions.)

1 Fair market value of assets not used (or held for use) directly in carrying out charitable, etc., purposes:			
a	Average monthly fair market value of securities	1a	111,543,958.
b	Average of monthly cash balances	1b	404,413.
c	Fair market value of all other assets	1c	17,875.
d	Total (add lines 1a, b, and c)	1d	111,966,246.
e	Reduction claimed for blockage or other factors reported on lines 1a and 1c (attach detailed explanation)	1e	0.
2	Acquisition indebtedness applicable to line 1 assets	2	0.
3	Subtract line 2 from line 1d	3	111,966,246.
4	Cash deemed held for charitable activities. Enter 1 1/2% of line 3 (for greater amount, see instructions)	4	1,679,494.
5	Net value of noncharitable-use assets. Subtract line 4 from line 3. Enter here and on Part V, line 4	5	110,286,752.
6	Minimum investment return. Enter 5% of line 5	6	5,514,338.

Part XI Distributable Amount (see instructions) (Section 4942(j)(3) and (j)(5) private operating foundations and certain foreign organizations check here ☐ and do not complete this part.)

1	Minimum investment return from Part X, line 6	1	5,514,338.
2a	Tax on investment income for 2016 from Part VI, line 5	2a	34,254.
b	Income tax for 2016. (This does not include the tax from Part VI.)	2b	
c	Add lines 2a and 2b	2c	34,254.
3	Distributable amount before adjustments. Subtract line 2c from line 1	3	5,480,084.
4	Recoveries of amounts treated as qualifying distributions	4	90,324.
5	Add lines 3 and 4	5	5,570,408.
6	Deduction from distributable amount (see instructions)	6	0.
7	Distributable amount as adjusted. Subtract line 6 from line 5. Enter here and on Part XIII, line 1	7	5,570,408.

Part XII Qualifying Distributions (see instructions)

1 Amounts paid (including administrative expenses) to accomplish charitable, etc., purposes:			
a	Expenses, contributions, gifts, etc. - total from Part I, column (d), line 26	1a	5,335,235.
b	Program-related investments - total from Part IX-B	1b	0.
2	Amounts paid to acquire assets used (or held for use) directly in carrying out charitable, etc., purposes	2	
3	Amounts set aside for specific charitable projects that satisfy the:		
a	Suitability test (prior IRS approval required)	3a	
b	Cash distribution test (attach the required schedule)	3b	
4	Qualifying distributions. Add lines 1a through 3b. Enter here and on Part V, line 8, and Part XIII, line 4	4	5,335,235.
5	Foundations that qualify under section 4940(e) for the reduced rate of tax on net investment income. Enter 1% of Part I, line 27b	5	34,254.
6	Adjusted qualifying distributions. Subtract line 5 from line 4	6	5,300,981.

Note: The amount on line 6 will be used in Part V, column (b), in subsequent years when calculating whether the foundation qualifies for the section 4940(e) reduction of tax in those years.

Part XIII Undistributed Income (see instructions)

	(a) Corpus	(b) Years prior to 2015	(c) 2015	(d) 2016
1 Distributable amount for 2016 from Part XI, line 7				5,570,408.
2 Undistributed income, if any, as of the end of 2016				
a Enter amount for 2015 only			5,105,259.	
b Total for prior years:		0.		
3 Excess distributions carryover, if any, to 2016:				
a From 2011				
b From 2012				
c From 2013				
d From 2014				
e From 2015				
f Total of lines 3a through e	0.			
4 Qualifying distributions for 2016 from Part XII, line 4: ► \$ 5,335,235.				
a Applied to 2015, but not more than line 2a			5,105,259.	
b Applied to undistributed income of prior years (Election required - see instructions)		0.		
c Treated as distributions out of corpus (Election required - see instructions)	0.			
d Applied to 2016 distributable amount				229,976.
e Remaining amount distributed out of corpus	0.			
5 Excess distributions carryover applied to 2016 (If an amount appears in column (d), the same amount must be shown in column (a))	0.			0.
6 Enter the net total of each column as indicated below:				
a Corpus Add lines 3f, 4c, and 4e Subtract line 5	0.			
b Prior years' undistributed income. Subtract line 4b from line 2b		0.		
c Enter the amount of prior years' undistributed income for which a notice of deficiency has been issued, or on which the section 4942(a) tax has been previously assessed		0.		
d Subtract line 6c from line 6b. Taxable amount - see instructions		0.		
e Undistributed income for 2015. Subtract line 4a from line 2a. Taxable amount - see instr.			0.	
f Undistributed income for 2016. Subtract lines 4d and 5 from line 1. This amount must be distributed in 2017				5,340,432.
7 Amounts treated as distributions out of corpus to satisfy requirements imposed by section 170(b)(1)(F) or 4942(g)(3) (Election may be required - see instructions)	0.			
8 Excess distributions carryover from 2011 not applied on line 5 or line 7	0.			
9 Excess distributions carryover to 2017. Subtract lines 7 and 8 from line 6a	0.			
10 Analysis of line 9:				
a Excess from 2012				
b Excess from 2013				
c Excess from 2014				
d Excess from 2015				
e Excess from 2016				

N/A

- b** Check box to indicate whether the foundation is a private operating foundation described in section ☐ 4942(j)(3) or ☐ 4942(j)(5)

- (4) Gross investment income

[illegible]

d Any restrictions or limitations on awards, such as by geographical areas, charitable fields, kinds of institutions, or other factors:

Part XV **Supplementary Information** (continued)**3 Grants and Contributions Paid During the Year or Approved for Future Payment**

Recipient Name and address (home or business)	If recipient is an individual, show any relationship to any foundation manager or substantial contributor	Foundation status of recipient	Purpose of grant or contribution	Amount
a Paid during the year				
SEE ATTACHED		ALL ARE 501-C3 ORGANIZATIONS	SEE ATTACHED, GENERALLY FOR OPERATING SUPPORT	4,627,505.
Total			3a	4,627,505.
b Approved for future payment				
SEE ATTACHED		ALL ARE 501 C-3 ORGANIZATIONS	SEE ATTACHED, GENERALLY FOR OPERATING SUPPORT	2,441,532.
Total			3b	2,441,532.



Part XVII Information Regarding Transfers To and Transactions and Relationships With Noncharitable Exempt Organizations

- | | | Yes | No |
|----------|--|--------------|----------|
| 1 | Did the organization directly or indirectly engage in any of the following with any other organization described in section 501(c) of the Code (other than section 501(c)(3) organizations) or in section 527, relating to political organizations? | | |
| a | Transfers from the reporting foundation to a noncharitable exempt organization of: | | |
| | (1) Cash | 1a(1) | X |
| | (2) Other assets | 1a(2) | X |
| b | Other transactions: | | |
| | (1) Sales of assets to a noncharitable exempt organization | 1b(1) | X |
| | (2) Purchases of assets from a noncharitable exempt organization | 1b(2) | X |
| | (3) Rental of facilities, equipment, or other assets | 1b(3) | X |
| | (4) Reimbursement arrangements | 1b(4) | X |
| | (5) Loans or loan guarantees | 1b(5) | X |
| | (6) Performance of services or membership or fundraising solicitations | 1b(6) | X |
| c | Sharing of facilities, equipment, mailing lists, other assets, or paid employees | 1c | X |
| d | If the answer to any of the above is "Yes," complete the following schedule. Column (b) should always show the fair market value of the goods, other assets, or services given by the reporting foundation. If the foundation received less than fair market value in any transaction or sharing arrangement, show in column (d) the value of the goods, other assets, or services received. | | |

[illegible]

- 2a** Is the foundation directly or indirectly affiliated with, or related to, one or more tax-exempt organizations described in section 501(c) of the Code (other than section 501(c)(3)) or in section 527? ☐ Yes ☒ No
- b** If "Yes," complete the following schedule.

(a) Name of organization	(b) Type of organization	(c) Description of relationship
N/A		

Sign Here	Under penalties of perjury, I declare that I have examined this return, including accompanying schedules and statements, and to the best of my knowledge and belief, it is true, correct, and complete. Declaration of preparer (other than taxpayer) is based on all information of which preparer has any knowledge.					May the IRS discuss this return with the preparer shown below (see instr.)? <input checked="" type="checkbox"/> Yes <input type="checkbox"/> No
	Signature of officer or trustee 	Date 5-10-2011	Title PRESIDENT-CEO			
Paid Preparer Use Only	Print/Type preparer's name ANTHONY J. RUZICKA, JR.	Preparer's signature 	Date 5-11-17	Check <input type="checkbox"/> if self-employed	PTIN P00446466	
	Firm's name ▶ KESSLER, ORLEAN, SILVER & CO. P.C.				Firm's EIN ▶ 36-3117333	
	Firm's address ▶ 1101 LAKE COOK ROAD, SUITE C DEERFIELD, IL 60015				Phone no. (847) 580-4100	

FORM 990-PF INTEREST ON SAVINGS AND TEMPORARY CASH INVESTMENTS STATEMENT 1

SOURCE	(A) REVENUE PER BOOKS	(B) NET INVESTMENT INCOME	(C) ADJUSTED NET INCOME
NORTHERN TRUST	1,018.	1,018.	
TOTAL TO PART I, LINE 3	1,018.	1,018.	

FORM 990-PF DIVIDENDS AND INTEREST FROM SECURITIES STATEMENT 2

SOURCE	GROSS AMOUNT	CAPITAL GAINS DIVIDENDS	(A) REVENUE PER BOOKS	(B) NET INVEST- MENT INCOME	(C) ADJUSTED NET INCOME
BMO HARRIS	947,859.	0.	947,859.	947,859.	
TO PART I, LINE 4	947,859.	0.	947,859.	947,859.	

FORM 990-PF OTHER INCOME STATEMENT 3

DESCRIPTION	(A) REVENUE PER BOOKS	(B) NET INVEST- MENT INCOME	(C) ADJUSTED NET INCOME
MISCELLANEOUS	187,195.	187,195.	
TOTAL TO FORM 990-PF, PART I, LINE 11	187,195.	187,195.	

FORM 990-PF ACCOUNTING FEES STATEMENT 4

DESCRIPTION	(A) EXPENSES PER BOOKS	(B) NET INVEST- MENT INCOME	(C) ADJUSTED NET INCOME	(D) CHARITABLE PURPOSES
ACCOUNTING	17,250.	13,800.		3,450.
TO FORM 990-PF, PG 1, LN 16B	17,250.	13,800.		3,450.

FORM 990-PF	OTHER PROFESSIONAL FEES	STATEMENT	5
-------------	-------------------------	-----------	---

DESCRIPTION	(A) EXPENSES PER BOOKS	(B) NET INVEST- MENT INCOME	(C) ADJUSTED NET INCOME	(D) CHARITABLE PURPOSES
INVESTMENT COUNSELING	360,917.	360,917.		0.
CUSTODIAL FEES	28,280.	28,280.		0.
OTHER	1,672.	167.		1,505.
TO FORM 990-PF, PG 1, LN 16C	390,869.	389,364.		1,505.

FORM 990-PF	TAXES	STATEMENT	6
-------------	-------	-----------	---

DESCRIPTION	(A) EXPENSES PER BOOKS	(B) NET INVEST- MENT INCOME	(C) ADJUSTED NET INCOME	(D) CHARITABLE PURPOSES
PAYROLL	28,664.	2,868.		25,816.
EXCISE	34,254.	0.		0.
DEFERRED EXCISE TAXES	11,906.	0.		0.
TO FORM 990-PF, PG 1, LN 18	74,824.	2,868.		25,816.

FORM 990-PF	OTHER EXPENSES	STATEMENT	7
-------------	----------------	-----------	---

DESCRIPTION	(A) EXPENSES PER BOOKS	(B) NET INVEST- MENT INCOME	(C) ADJUSTED NET INCOME	(D) CHARITABLE PURPOSES
SUPPLIES	263.	26.		237.
DUES	298.	30.		268.
INSURANCE	2,351.	235.		2,116.
TELEPHONE	9,088.	909.		8,179.
TO FORM 990-PF, PG 1, LN 23	12,000.	1,200.		10,800.

FORM 990-PF	OTHER INCREASES IN NET ASSETS OR FUND BALANCES	STATEMENT	8
-------------	--	-----------	---

DESCRIPTION	AMOUNT
CHANGE IN UNREALIZED GAINS AND LOSSES	1,190,592.
TOTAL TO FORM 990-PF, PART III, LINE 3	1,190,592.

FORM 990-PF	CORPORATE STOCK	STATEMENT	9
-------------	-----------------	-----------	---

DESCRIPTION	BOOK VALUE	FAIR MARKET VALUE
COMMON STOCK	55,252,440.	55,252,440.
TOTAL TO FORM 990-PF, PART II, LINE 10B	55,252,440.	55,252,440.

FORM 990-PF	CORPORATE BONDS	STATEMENT	10
-------------	-----------------	-----------	----

DESCRIPTION	BOOK VALUE	FAIR MARKET VALUE
BONDS	17,458,364.	17,458,364.
TOTAL TO FORM 990-PF, PART II, LINE 10C	17,458,364.	17,458,364.

FORM 990-PF	OTHER INVESTMENTS	STATEMENT	11
-------------	-------------------	-----------	----

DESCRIPTION	VALUATION METHOD	BOOK VALUE	FAIR MARKET VALUE
CASH EQUIVALENTS	FMV	1,269,384.	1,269,384.
ACCRUED INCOME	FMV	38,172.	38,172.
PARTNERHIPS AND OTHER	FMV	37,959,003.	37,959,003.
TOTAL TO FORM 990-PF, PART II, LINE 13		39,266,559.	39,266,559.

FORM 990-PF	OTHER LIABILITIES	STATEMENT	12
DESCRIPTION	BOY AMOUNT	EOY AMOUNT	
CURRENT EXCISE TAX PAYABLE	7,885.	-81,263.	
DEFERRED EXCISE TAX PAYABLE	137,724.	149,630.	
TOTAL TO FORM 990-PF, PART II, LINE 22	145,609.	68,367.	

FORM 990-PF	PART VIII - LIST OF OFFICERS, DIRECTORS TRUSTEES AND FOUNDATION MANAGERS	STATEMENT	13
-------------	---	-----------	----

NAME AND ADDRESS	TITLE AND AVRG HRS/WK	COMPEN- SATION	EMPLOYEE BEN PLAN CONTRIB	EXPENSE ACCOUNT
LEONARD J. MULLER ONE LINCOLN CENTER, SUITE 1660 OAKBROOK TERRACE, IL 60181	CHAIRMAN AND CEO 40.00	235,344.	12,000.	0.
DAVID R. HEY ONE LINCOLN CENTER, SUITE 1660 OAKBROOK TERRACE, IL 60181	PRESIDENT AND COO 40.00	113,749.	9,600.	0.
RICHARD MONTALBANO, SR. ONE LINCOLN CENTER, SUITE 1660 OAKBROOK TERRACE, IL 60181	DIRECTOR 2.00	0.	0.	0.
J. MELVIN SMITH ONE LINCOLN CENTER, SUITE 1660 OAKBROOK TERRACE, IL 60181	SECRETARY 2.00	0.	0.	0.
SAUNDRA SPILOTRO ONE LINCOLN CENTER, SUITE 1660 OAKBROOK TERRACE, IL 60181	DIRECTOR 2.00	0.	0.	0.
FRED M. TOMERA, M.D. ONE LINCOLN CENTER, SUITE 1660 OAKBROOK TERRACE, IL 60181	DIRECTOR 2.00	0.	0.	0.
RAUL VILLASUSO, M.D. ONE LINCOLN CENTER, SUITE 1660 OAKBROOK TERRACE, IL 60181	DIRECTOR 2.00	0.	0.	0.
LUCILLE CIBELLI ONE LINCOLN CENTER, SUITE 1660 OAKBROOK TERRACE, IL 60181	DIRECTOR 2.00	0.	0.	0.
TOTALS INCLUDED ON 990-PF, PAGE 6, PART VIII		349,093.	21,600.	0.

FORM 990-PF

GRANT APPLICATION SUBMISSION INFORMATION
PART XV, LINES 2A THROUGH 2D

STATEMENT 14

NAME AND ADDRESS OF PERSON TO WHOM APPLICATIONS SHOULD BE SUBMITTED

MR. LEN MULLER, 18 W. 140 BUTTERFIELD RD. #1660, OAKBROOK TERRACE, IL

TELEPHONE NUMBER

630-495-6800

FORM AND CONTENT OF APPLICATIONS

SEE ATTACHED

ANY SUBMISSION DEADLINES

SEE ATTACHED

RESTRICTIONS AND LIMITATIONS ON AWARDS

SEE ATTACHED

WESTLAKE HEALTH FOUNDATION - ROLL-UP

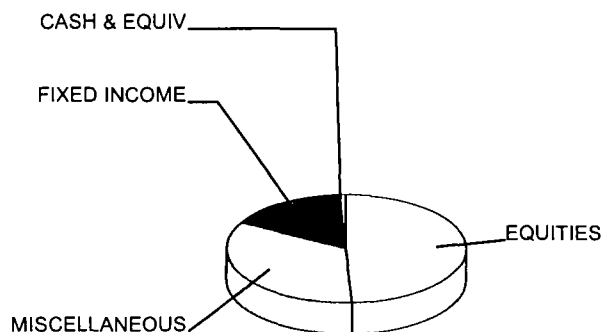
Account Number:
Statement Period:

71-N279-00-6
01/01/16 - 12/31/16

TONY RUZICKA, CPA
TONY RUZICKA & ASSOCIATES LTD
620 HOMEWOOD AVENUE APT 103
HIGHLAND PARK IL 60035-6106

Administrator:
Tracy E Von Holle (239) 592-2475
Tracy.Vonholle@bmo.Com

Asset Allocation



Asset Valuation

Description	Market Value	% of Account
Cash & Equiv	1,269,384.33	1.1%
Fixed Income	17,458,364.16	15.6%
Equities	55,252,439.58	49.4%
Miscellaneous	37,959,003.04	33.9%
Total Portfolio	\$ 111,939,191.11	100.0%
Accrued Income	38,172.27	
Total Valuation	\$ 111,977,363.38	

Market Reconciliation

	Current Period	Year To Date
Beginning Market Value	\$ 112,060,621.21	\$ 112,060,621.21
Income		
Interest.. .. .	979.44	979.44
Dividends	904,020.26	904,020.26
Other Income.. .. .	234,387.29	234,387.29
Additions... .. .	0.00	0.00
Disbursements	-5,185,491.80	-5,185,491.80
Cash Transfers	0.00	0.00
Realized Gains/(Losses)...	2,770,546.20	2,770,546.20
Change In Accrued Income.....	1,708.43	1,708.43
Change In Market Appreciation/(Depreciation).....	1,190,592.35	1,190,592.35
Non-Cash Asset Changes.....	0.00	0.00
Ending Market Value	\$ 111,977,363.38	\$ 111,977,363.38

WESTLAKE HEALTH FOUNDATION - ROLL-UP

Account Number:
Statement Period:

71-N279-00-6
01/01/16 - 12/31/16

Asset Position As of 12/31/16

Asset Description	Units	Market Value Cost	Est. Annual Income Accruals	Current Yield
Cash Equivalents				
BMO Government Money Market Premier #604	1,269,384.330	1,269,384.33 1,269,384.33	3,883.00 349.35	0.31%
Total Cash Equivalents		\$ 1,269,384.33 \$ 1,269,384.33	3,883.00 349.35	0.31%
Equities				
Ambarella Inc Shs	1,200.000	64,956.00 51,920.71	0.00	0.00%
Aon PLC Shs CI A	6,000 000	669,180 00 294,480.00	7,920.00	1.18%
Arris Intl Inc Shs	7,700.000	232,001.00 135,401 09	0 00	0.00%
Belmond LTD CI A	4,300.000	57,405.00 38,202.45	0.00	0.00%
Endo Intl PLC Shs	3,800.000	62,586.00 126,377.22	0.00	0.00%
Lazard LTD CI A	3,700.000	152,033.00 127,267 30	5,624.00	3.70%
Liberty Global PLC Shs CI A	8,501.000	260,045.59 64,430.86	0.00	0.00%
Liberty Global PLC Shs CI C	8,501 000	252,479.70 62,278 31	0.00	0.00%
Liberty Global PLC Lilac Shs CI A	1,485.000	32,610.60 12,937.17	0.00	0 00%
Liberty Global PLC Lilac Shs CI C	1,485.000	31,437.45 12,811 50	0 00	0.00%
Pentair PLC Shs	2,400.000	134,568.00 142,025.89	3,312.00	2.46%
Prothena Corp PLC Shs	1,000.000	49,190.00 41,594.18	0.00	0.00%
Rowan Companies PLC Shs CI A	2,100.000	39,669 00 38,219.38	0.00	0 00%

WESTLAKE HEALTH FOUNDATION - ROLL-UP**Account Number:**
Statement Period:**71-N279-00-6**
01/01/16 - 12/31/16**Asset Position As of 12/31/16**

Asset Description	Units	Market Value Cost	Est. Annual Income Accruals	Current Yield
Signet Jewelers Limited	975.000	91,903.50 109,624.82	1,014.00	1.10%
Caesarstone LTD	3,975 000	113,883.75 144,721.71	0.00	0 00%
Check Point Software Tech Com	1,325.000	111,909.50 104,361 42	0.00	0.00%
Constellium Holdco B V CI A	16,725.000	98,677 50 108,912.08	0.00	0.00%
Interxion Holding Shs	4,700 000	164,829.00 103,769 67	0.00	0.00%
Royal Caribbean Cruises LTD	3,500.000	287,140.00 67,044 96	6,720 00 1,680.00	2.34%
Amc Networks Inc CI A	1,975.000	103,371 50 102,394.81	0.00	0.00%
Edgewood Growth Fund - Ins #2131	532,168 635	11,819,465.38 11,621,762.28	0.00	0.00%
Alliance Data Systems Corp Com	550.000	125,675.00 116,508 62	1,144.00	0.91%
Alphabet Inc Cap Stk CI C	757.000	584,267.74 254,815.80	0.00	0.00%
Alphabet Inc Cap Stk CI A	261.000	206,829.45 68,581.83	0.00	0.00%
Amazon.Com Inc Com	740.000	554,903.80 217,086.06	0.00	0.00%
Anadarko Pete Corp Com	1,700.000	118,541.00 134,194.89	340.00	0.29%
Applied Micro Circuits Corp Com New	8,900.000	73,425.00 81,216.82	0.00	0 00%
Aramark Hldgs Corp Com	4,100.000	146,452.00 144,430.26	1,689.00	1.15%
Ares Cap Corp Com	11,950.000	197,055.50 184,000.52	18,164.00	9.22%
Array Biopharma Inc Com	8,900.000	78,231.00 45,776.69	0.00	0.00%

WESTLAKE HEALTH FOUNDATION - ROLL-UP**Account Number:**
Statement Period:**71-N279-00-6**
01/01/16 - 12/31/16**Asset Position As of 12/31/16**

Asset Description	Units	Market Value Cost	Est. Annual Income Accruals	Current Yield
Avery Dennison Corp Com	1,300.000	91,286.00 76,295.57	2,132.00	2.34%
Avnet Inc Com	1,700.000	80,937.00 34,594.44	1,156.00	1.43%
Baker Hughes Inc Com	1,125.000	73,091.25 74,075.52	765.00	1.05%
Bank of America Corp Com	16,600.000	366,860.00 289,261.11	4,980.00	1.36%
Berkley W R Corp Com	3,300.000	219,483.00 74,320.62	1,716.00	0.78%
Berkshire Hathaway Inc Del Cl B New	6,225.000	1,014,550.50 536,489.92	0.00	0.00%
Boyd Gaming Corp Com	5,000.000	100,850.00 48,484.50	0.00	0.00%
Broadridge Finl Solutions Inc Com	1,025.000	67,957.50 52,997.42	1,353.00	1.99%
Cae Inc Com	7,600.000	106,172.00 64,199.92	1,808.00	1.70%
Caci Intl Inc Cl A	975.000	121,192.50 74,109.07	0.00	0.00%
Cameco Corp Com	6,400.000	67,008.00 134,854.35	1,920.00 480.64	2.87%
Catalent Inc Com	5,250.000	141,540.00 146,670.39	0.00	0.00%
Centene Corp Del Com	1,475.000	83,352.25 101,448.32	0.00	0.00%
Chemical Financial Corp Com	2,900.000	157,093.00 96,866.12	3,132.00	1.99%
Cincinnati Bell Inc New Com New	5,740.000	128,289.00 86,036.25	0.00	0.00%
Citigroup Inc Com New	11,200.000	665,616.00 526,352.69	7,168.00	1.08%
Cognex Corp Com	3,200.000	203,584.00 66,992.55	960.00	0.47%

WESTLAKE HEALTH FOUNDATION - ROLL-UPAccount Number:
Statement Period:71-N279-00-6
01/01/16 - 12/31/16**Asset Position As of 12/31/16**

Asset Description	Units	Market Value Cost	Est. Annual Income Accruals	Current Yield
Commscope Hldg Co Inc Com	1,950.000	72,540.00 64,449.58	0.00	0.00%
Continental Resources Inc Com	2,925.000	150,754.50 129,808.16	0.00	0.00%
Crown Hldgs Inc Com	2,700.000	141,939.00 133,546.86	0.00	0.00%
Cummins Inc Com	1,000.000	136,670.00 31,850.00	4,100.00	3.00%
Cyrusone Inc Com	2,300.000	102,879.00 64,697.99	3,496.00 874.00	3.40%
Discovery Communications Inc New Com Ser C	7,000.000	187,460.00 106,140.66	0.00	0.00%
Dish Network Corp Cl A	7,500.000	434,475.00 418,697.29	0.00	0.00%
Driehaus International Small Cap Growth Fund #9	310,791.146	2,899,681.39 2,912,421.82	0.00	0.00%
Dyax Corporation Contingent Value Right	4,000.000	0.00 0.00	0.00	0.00%
Ecolab Inc Com	4,400.000	515,768.00 134,200.00	6,512.00 1,628.00	1.26%
Endocyte Inc Com	2,100.000	5,355.00 26,851.65	0.00	0.00%
Envision Healthcare Corp Com	2,750.000	174,047.50 208,263.74	0.00	0.00%
American Europacific Growth Fund Class F2 #616	263,583.138	11,853,333.72 8,878,920.94	182,663.00	1.54%
Fibrogen Inc Com	1,700.000	36,380.00 39,903.25	0.00	0.00%
Fidelity Natl Information Svcs Inc Com	4,450.000	336,598.00 273,355.47	4,628.00	1.37%
Fireeye Inc Com	4,800.000	57,120.00 74,601.48	0.00	0.00%
First Amern Finl Corp Com	3,322.000	121,684.86 119,207.30	4,517.00	3.71%

WESTLAKE HEALTH FOUNDATION - ROLL-UP**Account Number:**
Statement Period:**71-N279-00-6**
01/01/16 - 12/31/16**Asset Position As of 12/31/16**

Asset Description	Units	Market Value Cost	Est. Annual Income Accruals	Current Yield
First Data Corp New Com Cl A	7,425 000	105,360.75 117,746.96	0.00	0.00%
Fiserv Inc Com	750.000	79,710.00 64,107.91	0.00	0.00%
Fitbit Inc Cl A	4,800.000	35,136.00 69,396.76	0.00	0.00%
Gallagher Arthur J & Co Com	3,775.000	196,149.00 159,768.89	5,738.00	2.93%
General Dynamics Corp Com	800.000	138,128.00 119,686.08	2,432.00	1.76%
Global Pmts Inc Com	2,125.000	147,496.25 129,438.36	85.00	0.06%
Goldman Sachs Group Inc Com	1,850.000	442,982.50 219,999.05	4,810.00	1.09%
Gopro Inc Cl A	4,300.000	37,453.00 66,544.23	0.00	0.00%
Grand Canyon Ed Inc Com	2,725 000	159,276.25 103,368.12	0.00	0.00%
HD Supply Hldgs Inc Com	3,125.000	132,843.75 105,093.60	0.00	0.00%
Harmonic Inc Com	12,491.000	62,455.00 77,554.40	0.00	0.00%
Hartford Finl Svcs Group Inc Com	2,175.000	103,638.75 86,060.80	2,001.00	1.93%
Helmerich & Payne Inc Com	500.000	38,700.00 13,485.00	1,400.00	3.62%
Hertz Global Hldgs Inc Com	1,180.000	25,440.80 81,651.27	0.00	0.00%
Hexcel Corp Com	2,600.000	133,744.00 22,633.80	1,144.00	0.86%
Iac / Interactivecorp Com Par \$.001	1,300.000	84,227.00 42,875.49	0.00	0.00%
Ilg Inc Com	2,391 000	43,444.47 27,063.72	1,147.00	2.64%

WESTLAKE HEALTH FOUNDATION - ROLL-UP

Account Number:
Statement Period:

71-N279-00-6
01/01/16 - 12/31/16

Asset Position As of 12/31/16

Asset Description	Units	Market Value Cost	Est. Annual Income Accruals	Current Yield
Immunogen Inc Com	4,700.000	9,588.00 48,988.91	0.00	0.00%
Infinity Pharmaceuticals Inc Com	3,900.000	5,265.00 31,257.72	0.00	0.00%
Integrated Device Technology Inc Com	4,700.000	110,732.00 99,401.80	0.00	0.00%
International Speedway Corp Cl A	1,000 000	36,800.00 31,242.90	410.00	1.11%
Investors Bancorp Inc New Com	10,425.000	145,428 75 123,730.16	3,336.00	2.29%
Ionis Pharmaceuticals Inc Com	3,600 000	172,188 00 46,343.15	0.00	0.00%
Iridium Communications Inc Com	6,100 000	58,560 00 52,982.04	0.00	0 00%
JPMorgan Chase & Co Com	6,800.000	586,772.00 407,003.76	13,056.00	2.23%
Janus Capital Group Inc Com	5,400.000	71,658.00 50,247.42	2,376.00	3.32%
Kar Auction Svcs Inc Com	2,175.000	92,698.50 80,510.24	2,784.00	3.00%
Kansas City Southern Com	1,400.000	118,790.00 29,349.75	1,848.00 462.00	1.56%
Kite Pharma Inc Com	300.000	13,452.00 15,138.66	0.00	0.00%
Lam Resh Corp Com	3,537.000	373,967.01 54,725.52	6,366.00 1,636 65	1.70%
Las Vegas Sands Corp Com	3,300.000	176,253.00 22,311.00	9,504.00	5.39%
Laudus Mondrian Emerging Markets Fund - Ins #2937	411,762.381	2,853,513.30 2,900,999.04	75,352.00	2.64%
Level 3 Communications Inc Com New	3,770.000	212,477.20 47,574.08	0.00	0.00%
Liberty Media Corp Delaware Com A Siriusxm	600 000	20,712.00 1,216.41	0.00	0.00%

WESTLAKE HEALTH FOUNDATION - ROLL-UP

Account Number:
Statement Period:

71-N279-00-6
01/01/16 - 12/31/16

Asset Position As of 12/31/16

Asset Description	Units	Market Value Cost	Est. Annual Income Accruals	Current Yield
Liberty Media Corp Delaware Com C Siriusxm	1,300 000	44,096 00 4,516.98	0.00	0.00%
Lions Gate Entmnt Corp Cl B Non Vtg	2,442.240	59,932.57 63,986 69	0.00	0 00%
Lumentum Hldgs Inc Com	3,860.000	149,189 00 84,263.79	0.00	0.00%
Msg Network Inc Cl A	1,375.000	29,562.50 13,101.46	0.00	0.00%
Macrogenics Inc Com	1,800 000	36,792.00 50,722.47	0.00	0.00%
Madison Square Garden Co New Cl A	391.000	67,060.41 27,191.15	0.00	0.00%
Marriott International Cl A	5,640 000	466,315.20 390,631.92	6,768.00	1.45%
Media Gen Inc New Com	4,600.000	86,618.00 75,043.00	0.00	0.00%
Medicines Co Com	3,700.000	125,578.00 113,949.22	0 00	0.00%
Mednax Inc Com	2,250.000	149,985.00 152,840 46	0.00	0.00%
Microsoft Corp Com	13,600.000	845,104.00 350,163.66	21,216 00	2.51%
Microchip Technology Inc Com	381.000	24,441.15 18,373.73	549.00	2.25%
Micron Technology Inc Com	4,625.000	101,380.00 80,509 69	0.00	0.00%
Milacron Hldgs Corp Com	6,350.000	118,300.50 107,355.14	0.00	0.00%
Mohawk Inds Inc Com	750.000	149,760.00 146,012.55	0.00	0.00%
Mondelez Intl Inc Com	8,300.000	367,939.00 150,376 08	6,308.00 1,577.00	1.71%
Morgan Stanley Com New	3,800.000	160,550.00 49,464.98	3,040.00	1 89%

WESTLAKE HEALTH FOUNDATION - ROLL-UP**Account Number:**
Statement Period:**71-N279-00-6**
01/01/16 - 12/31/16**Asset Position As of 12/31/16**

Asset Description	Units	Market Value Cost	Est. Annual Income Accruals	Current Yield
Myriad Genetics Inc Com	2,400.000	40,008.00 59,391.42	0.00	0.00%
NCR Corp New Com	2,325.000	94,302.00 58,115.24	0.00	0.00%
Nasdaq, Inc	1,400.000	93,968.00 71,627.36	1,792.00	1.91%
New Residential Invt Corp Com New	11,850.000	186,282.00 139,587.49	21,804.00	11.70%
Newell Brands Inc	3,772.000	168,419.80 167,054.59	2,866.00	1.70%
Noble Energy Inc Com	6,900.000	262,614.00 142,766.89	2,760.00	1.05%
Oracle Corp Com	22,400.000	861,280.00 632,140.76	13,440.00	1.56%
Pvh Corp Com	825.000	74,448.00 90,766.96	123.00	0.17%
PTC Therapeutics Inc Com	900.000	9,819.00 42,947.70	0.00	0.00%
Packaging Corp of America Com	1,500.000	127,230.00 97,889.10	3,780.00	2.97%
Pacwest Bancorp Del Com	2,575.000	140,183.00 109,014.13	5,150.00	3.67%
Pepsico Inc Com	3,400.000	355,742.00 243,318.87	10,234.00 2,558.50	2.88%
Portola Pharmaceuticals Inc Com	1,500.000	33,660.00 35,279.40	0.00	0.00%
Premier Inc Cl A	4,175.000	126,753.00 135,313.17	0.00	0.00%
Progenics Pharmaceuticals Inc Com	7,500.000	64,800.00 35,805.00	0.00	0.00%
QEP Res Inc Com	7,025.000	129,330.25 123,453.08	0.00	0.00%
Qorvo Inc Com	5,121.000	270,030.33 87,932.90	0.00	0.00%

WESTLAKE HEALTH FOUNDATION - ROLL-UP**Account Number:**
Statement Period:**71-N279-00-6**
01/01/16 - 12/31/16**Asset Position As of 12/31/16**

Asset Description	Units	Market Value Cost	Est. Annual Income Accruals	Current Yield
Quintiles Transnational Corp Com	1,212.000	92,172.60 81,705.98	0.00	0.00%
Raymond James Finl Inc Com	1,900.000	131,613.00 48,419.96	1,672.00 418.00	1.27%
Regeneron Pharmaceuticals Com	520.000	190,886.80 8,464.66	0.00	0.00%
Reinsurance Group Amer Inc Com New	1,250.000	157,287.50 113,419.44	2,050.00	1.30%
Reliance Stl & Alum Co Com	1,725.000	137,206.50 117,180.11	2,932.00	2.14%
Ringcentral Inc Cl A	3,350.000	69,010.00 62,252.43	0.00	0.00%
Robert Half Intl Inc Com	2,300.000	112,194.00 64,347.80	2,024.00	1.80%
SEI Invts Co Com	2,225.000	109,826.00 109,704.36	1,246.00	1.13%
Scripps E W Co Ohio Cl A New	4,000.000	77,320.00 64,898.35	0.00	0.00%
Seachange International Inc Com	7,100.000	16,330.00 48,458.30	0.00	0.00%
Seattle Genetics Inc Com	2,700.000	142,479.00 23,910.24	0.00	0.00%
Servicemaster Global Hldgs Inc Com	2,300.000	86,641.00 82,367.12	0.00	0.00%
Sinclair Broadcast Group Inc Cl A	4,700.000	156,745.00 7,916.33	3,384.00	2.16%
Snap on Inc Com	750.000	128,452.50 120,007.73	2,130.00	1.66%
Sothebys Cl A	2,000.000	79,720.00 67,130.30	0.00	0.00%
Stillwater Mng Co Com	3,100.000	49,941.00 14,220.94	0.00	0.00%
Synchrony Finl Com	4,825.000	175,002.75 152,144.97	2,509.00	1.43%

WESTLAKE HEALTH FOUNDATION - ROLL-UP

Account Number:
Statement Period:

71-N279-00-6
01/01/16 - 12/31/16

Asset Position As of 12/31/16

Asset Description	Units	Market Value Cost	Est. Annual Income Accruals	Current Yield
Tailored Brands Inc Com	1,950.000	49,822.50 106,721.51	1,404.00	2.82%
Tegna Inc Com	7,900.000	168,981.00 89,492.61	4,424.00 1,148.00	2.62%
Telephone & Data Sys Inc Com New	2,600.000	75,062.00 68,391.64	1,539.00	2.05%
Thermo Fisher Corp Com	2,200.000	310,420.00 71,742.00	1,320.00 330.00	0.43%
Trimble Incorporated	6,800.000	205,020.00 92,519.84	0.00	0.00%
Twenty First Centy Fox Inc Cl B	13,400.000	365,150.00 438,931.11	4,824.00	1.32%
Unifi Inc Com New	2,133.000	69,599.79 8,709.54	0.00	0.00%
United Rentals Inc Com	850.000	89,743.00 75,836.09	0.00	0.00%
United States Cellular Corp Com	800.000	34,976.00 28,654.50	0.00	0.00%
Unitedhealth Group Inc Com	2,824.000	451,952.96 90,135.02	7,060.00	1.56%
Vwr Corp Com	5,875.000	147,051.25 153,583.66	0.00	0.00%
Valspar Corp Com	600.000	62,166.00 13,071.00	888.00	1.43%
Viavi Solutions Inc Com	5,000.000	40,900.00 38,680.29	0.00	0.00%
Vishay Intertechnology Inc Com	4,200.000	68,040.00 23,006.48	1,050.00	1.54%
Waddell & Reed Finl Inc Cl A	2,101.000	40,990.51 45,125.67	3,865.00	9.43%
Westrock Co Com	1,375.000	69,808.75 71,728.34	2,200.00	3.15%
World Wrestling Entmt Inc Cl A	4,200.000	77,280.00 50,107.30	2,016.00	2.61%

WESTLAKE HEALTH FOUNDATION - ROLL-UP
Account Number:
Statement Period:
71-N279-00-6
01/01/16 - 12/31/16
Asset Position As of 12/31/16

Asset Description	Units	Market Value Cost	Est. Annual Income Accruals	Current Yield
Wpx Energy Inc Com	9,325.000	135,865.25 110,294.81	0.00	0.00%
Total Equities		\$ 55,252,439.58 \$ 43,321,798.71	561,089.00 12,792.79	1.02%
Fixed Income				
Metropolitan West Intermediate Bond Fund Class I	1,270,410.327	13,136,042.78 13,424,359.68	152,409.00 19,357.31	1.16%
Vanguard Short-Term Bond Index Fund Ins #732	414,412.405	4,322,321.38 4,343,642.44	66,463.00 5,672.82	1.54%
Total Fixed Income		\$ 17,458,364.16 \$ 17,768,002.12	218,872.00 25,030.13	1.25%
Miscellaneous				
Adams Street Partnership Fund - 2005 US Fund LP	1.000	1,487,688.00 1,298,431.00	0.00	0.00%
Adams Street Partnership Fund - 2005 Non US Fund LP	1.000	589,092.00 587,646.00	0.00	0.00%
Coast Diversified Levered Fd II Alternative LTD	10.386	62,396.86 118,665.04	0.00	0.00%
Adams Street 2007 Direct Fund L.P.	1.000	302,388.00 154,462.00	0.00	0.00%
Adams Street Partnership Fund - 2007 US Fund LP #P63343	1.000	1,705,842.00 1,060,003.00	0.00	0.00%
Adams Street Partnership Fund - 2007 Non-U.S. Fund L.P. (#P89121)	1.000	1,027,487.00 903,664.00	0.00	0.00%
Harrison Street Real Estate Partners III, L.P. Collateral Account	1.000	609,079.00 312,188.00	0.00	0.00%
Adams Street 2016 Global Fund LP	1,000.000	75,000.00 75,000.00	0.00	0.00%
Adams Street Partnership Fund - 2009 Non-U.S. Developed Markets Fund LP	1.000	784,451.00 710,684.00	0.00	0.00%

WESTLAKE HEALTH FOUNDATION - ROLL-UP

Account Number:
Statement Period:

71-N279-00-6
01/01/16 - 12/31/16

Asset Position As of 12/31/16

Asset Description	Units	Market Value Cost	Est. Annual Income Accruals	Current Yield
Adams Street Partnership Fund - 2009 Non-U.S. Emerging Markets Fund LP	1.000	384,490.00 292,343.00	0.00	0.00%
Adams Street 2009 Direct Fund L.P.	1 000	1,090,322.00 789,365.00	0.00	0.00%
Adams Street Partnership Fund 2009 U.S. Fund, L.P.	1.000	1,641,876.00 1,148,476.00	0 00	0.00%
Harrison Street Real Estate Partners V, L.P	1,000 000	1,577,732.00 1,607,058.00	0.00	0 00%
Harrison Street Real Estate Partners VI LP	1.000	87,500.00 87,500.00	0.00	0.00%
Harrison Street Real Estate Partners IV, L.P.	1.000	1,370,921.00 1,357,962.00	0.00	0.00%
Lcp VIII (Aiv I) L.P. / Lcp VIII (Offshore), L.P.	1,000.000	689,237.62 679,925.52	0.00	0.00%
Lexington Capital Partners VII (Offshore) LP	1 000	1,761,566 07 1,295,144 90	0.00	0.00%
Maverick Stable Fund LTD, Class P-1 Series 2 13	5,050.116	6,453,003.97 5,700,000.00	0 00	0.00%
Pointer Offshore, LTD. (Offshore)	2,568.234	7,431,604.00 5,700,000.00	0.00	0.00%
The Realty Associates Fund X Utp, L.P	1.000	2,170,291.75 1,880,465.45	0.00	0.00%
Weathergage Venture Capital IV (Cayman) LP	1.000	107,310 00 120,000.00	0.00	0.00%
Weathergage Venture Capital III (Cayman) LP	1,000.000	1,744,374.00 1,680,000.00	0.00	0.00%
Wellington Diversified Inflation Hedge	402,795.538	4,805,350.77 5,573,925 24	0.00	0.00%
Total Miscellaneous		\$ 37,959,003.04 \$ 33,132,908.15	0.00 0.00	0.00%
Cash				
Principal Cash		-2,855,262.48 -2,855,262.48	0.00	0.00%

WESTLAKE HEALTH FOUNDATION - ROLL-UPAccount Number:
Statement Period:71-N279-00-6
01/01/16 - 12/31/16**Asset Position As of 12/31/16**

Asset Description	Units	Market Value Cost	Est. Annual Income Accruals	Current Yield
Income Cash		2,855,262.48 2,855,262.48	0.00	0.00%
Total Cash		\$ 0.00 \$ 0.00	0.00 0.00	0.00%
Total Market Value		\$ 111,939,191.11 \$ 95,492,093.31	783,844.00 38,172.27	0.70%
Total Market Value Plus Accruals		\$ 111,977,363.38		

YOUR ACCOUNT EITHER HOLDS ASSETS FOR WHICH BMO HARRIS BANK N.A. IS ACTING IN A NON-CUSTODIAL MANNER AND/OR HOLDS ASSETS WHICH BMO DEEMS TO BE HARD TO VALUE. PLEASE REFER TO ADDITIONAL DISCLOSURE INFORMATION.

TRUST RELATIONSHIP MANAGER ROGER MJOEN (239) 592-2461 ROGER.MJOEN@BMO

YOUR ACCOUNT MAY BE INVESTED IN SHARES OF BMO FUNDS OR OTHER MUTUAL FUNDS FOR WHICH BMO HARRIS BANK N.A. AND/OR ITS AFFILIATES PROVIDE INVESTMENT ADVISORY, CUSTODIAL, SHAREHOLDER SERVICING AND/OR SIMILAR ADMINISTRATIVE SERVICES FOR FEES THAT MAY BE BASED ON A PERCENTAGE OF ASSETS, OR OTHER REASONABLE COMPENSATION. ***FRACTIONAL SHARES (FS) OF PUBLICLY TRADED SECURITIES HELD IN CLIENT ACCOUNTS ARE COMBINED WITH OTHER FS OF LIKE SECURITIES HELD IN OTHER CLIENTS' ACCOUNTS TO CREATE WHOLE SHARES. THOSE WHOLE SHARES ARE SOLD ON THE MARKET AND EACH CLIENT'S ACCOUNT IS CREDITED WITH ITS PROPORTIONATE SHARE OF THE PROCEEDS. IF A FRACTIONAL SHARE REMAINS AFTER THESE ACTIONS, BMO PURCHASES THAT FRACTION BASED ON THE AVERAGE VALUE ACHIEVED FOR THE SOLD SHARES. BMO RETAINS THAT SHARE UNTIL IT MAY BE LATER COMBINED WITH OTHER FS AND SOLD ON THE MARKET. ***IF YOUR ACCOUNT HOLDS ASSETS FOR WHICH BMO HARRIS BANK N.A. (BMO) ACTS IN A NON-CUSTODIAL MANNER OR HOLDS ASSETS WHICH BMO DEEMS TO BE HARD TO VALUE, THE DATA DISPLAYED, INCLUDING PRICE AND VALUATION DATA, IS BASED SOLELY ON INFORMATION RECEIVED BY BMO BY THE TIME THIS STATEMENT WAS PRODUCED. BMO MAKES NO REPRESENTATIONS OR WARRANTIES AS TO THE ACCURACY OF THIS INFORMATION. BMO BEARS NO LIABILITY FOR ANY CLAIMS, LOSSES, DAMAGES, ACTIONS, LIABILITIES OR EXPENSES INCURRED BY OR ASSESSED AGAINST BMO OR ANY OF ITS OFFICERS, DIRECTORS, EMPLOYEES, OR AGENTS ANY WAY RELATED TO ASSETS IN WHICH BMO IS ACTING IN A NON-CUSTODIAL MANNER.

WHF
Investment Summary
12/31/16


Agreed to Balance sheet

Agreed to rollup

	Eagle	Cash/MV	Pinnacle	Vaughan Nelson	Total
	Cost	MV	Cost	MV	Cost
Cash	445,538 14	445,538 14	435,459 27	435,459 27	1,269,384 33
Equities	6,547,246 84	11,729,157 96	26,314,104 08	29,425,993 79	55,252,439 58
Fixed		17,768,002 12	17,458,364 16	17,458,364 16	17,768,002 12
Other		33,132,908 15	37,959,003 04	37,959,003 04	33,132,908 15
Accrued Inc		6,243 80	25,150 20	6,734 45	43 82
	6,992,784 98	12,180,939 90	77,650,473 62	85,303,970 46	95,492,093 31
Historical difference		1,484,101 19		7,179,635 04	111,977,363 38
		79,134,574 81			
Interest	459 92	403 53	57 30	58 99	979.74
Dividends	129,626 90	599,268 14	65,114 56	110,010 96	904,020 56
Change in accrual	(404 59)	1,173 21	896 75	43 06	1,708 43
					906,708 73
Other		227,446 29	6,941 00		234,387 29
Realized gains	5,284 03	2,612,242 24	650,855 28	(497,835 35)	2,770,546 20
MV Change	1,103,728 37	(475,151 64)	(332,940 54)	894,956 16	1,190,592 35
					3,821 58
				Total	5,102,234 57
					5,097,210 44
					(5,024 13)
					Foreign taxes

WESTLAKE HEALTH FDN CUST - EAGLE CAPAccount Number:
Statement Period:71-N279-05-5
01/01/16 - 12/31/16TONY RUZICKA, CPA
TONY RUZICKA & ASSOCIATES LTD
620 HOMEWOOD AVENUE APT 103
HIGHLAND PARK IL 60035-6106**Administrator:**Tracy E Von Holle (239) 592-2475
Tracy.Vonholle@bmo.Com**Asset Allocation****Asset Valuation**

CASH & EQUIV



EQUITIES

Description	Market Value	% of Account
Cash & Equiv	445,538.14	3.7%
Equities	11,729,157.96	96.3%
Total Portfolio	\$ 12,174,696.10	100.0%
Accrued Income	6,243.80	
Total Valuation	\$ 12,180,939.90	

Market Reconciliation

	Current Period	Year To Date
Beginning Market Value	\$ 12,194,525.41	\$ 12,194,525.41
Income		
Interest.....	459.62	459.62
Dividends....	129,626.60	129,626.60
Disbursements....	-2,279.54	-2,279.54
Cash Transfers....	-1,250,000.00	-1,250,000.00
Realized Gains/(Losses)....	5,284.03	5,284.03
Change In Accrued Income....	-404.59	-404.59
Change In Market Appreciation/(Depreciation)....	1,103,728.37	1,103,728.37
Non-Cash Asset Changes.....	0.00	0.00
Ending Market Value	\$ 12,180,939.90	\$ 12,180,939.90

WESTLAKE HEALTH FDN CUST - EAGLE CAPAccount Number:
Statement Period:71-N279-05-5
01/01/16 - 12/31/16

Sale Activity			
	Date	Proceeds	Realized Gain/Loss
Aon PLC Shs CI A Sold 500 Shs 12/15/16 To Citigroup Global Markets Inc (S @ 112.7177	12/20/16	56,337.62	31,797.62
Liberty Global PLC Lilac Shs CI A Sold 660 Shs 07/27/16 To Misc Broker @ 35.5813	07/27/16	23.48	-1.55
Liberty Global PLC Lilac Shs CI C Sold 660 Shs 07/28/16 To Misc Broker @ 35.7493	07/28/16	23.59	-1.19
Alibaba Group Hldg LTD Sponsored Ads Sold 2700 Shs 02/17/16 To Liquidnet Inc @ 66.6768	02/22/16	179,969.43	-23,150.97
Sold 1675 Shs 05/05/16 To Cf Global Trading, L.L.C @ 79.0578	05/10/16	132,385.43	-4,547.02
Alphabet Inc Cap Stk CI A Sold 100 Shs 12/15/16 To Goldman Sachs & Co/Courtesy ACC @ 815.234	12/20/16	81,520.62	54,622.30
Amazon Com Inc Com Sold 75 Shs 12/15/16 To Goldman Sachs & Co/Courtesy ACC @ 764.3858	12/20/16	57,326.94	34,497.21
BMO Government Money Market Premier Sales (9) 01/01/16 To 12/31/16	12/31/16	1,490,443.57	
Citigroup Inc Com New Sold 2500 Shs 12/15/16 To Strategas Securities LLC @ 60.3726	12/20/16	150,828.21	28,556.21
Constellation Brands Inc CI A Sold 1000 Shs 01/15/16 To Liquidnet Inc @ 142.9663	01/21/16	142,943.66	99,663.56
Discovery Communications Inc New Com Ser A Sold 450 Shs 05/11/16 To Jonestrading Institutional Svcs @ 29.074	05/16/16	13,069.51	-2,063.99

WESTLAKE HEALTH FDN CUST - EAGLE CAP**Account Number:**
Statement Period:**71-N279-05-5**
01/01/16 - 12/31/16**Sale Activity**

	Date	Proceeds	Realized Gain/Loss
Sold 4000 Shs 05/25/16 To Liquidnet Inc @ 26.9057	05/31/16	107,540.45	-26,979.55
Interval Leisure Group Inc Com Sold .741 Shs 06/17/16 To Misc Broker @ 14.87367	06/17/16	11.02	2.13
Kraft Heinz Co Com Sold 1700 Shs 04/01/16 To Liquidnet Inc @ 79.0347	04/06/16	134,322.06	10,825.56
Marriott International CI A Reversed on 10/21/2016 To Adjust Cost As Partially Taxable Recd 4,440 Shs on Mandatory Exchange of Starwood Hotels & Resorts Worldwide Inc on Basis of 0.8 Shs for Each 1 Sh Held To Reverse Entry of 09/23/16 To Adjust Cost As Partially Taxable Recd 4,440 Shs on Mandatory Exchange of Starwood Hotels & Resorts Worldwide Inc on Basis of 0.8 Shs for Each 1 Sh Held	09/23/16		331,030.76
	10/21/16		-331,030.76
Noble Energy Inc Com Sold 2000 Shs 06/02/16 To Johnson Rice & Company LLC @ 35.245	06/07/16	70,448.46	-27,416.18
Starwood Hotels & Resorts Worldwide Inc Reversed on 10/21/2016 To Adjust Cost As Partially Taxable To Remove 5,550 Shs for Marriott International CI A and Cash Stock Rate: 0.8 Per Sh Held Cash Rate: 21 Per Sh Held Reversed on 10/21/2016 To Adjust Cost As Partially Taxable Recd Proceeds on Cash/Stock Merger @ 21 Per Sh on 5,550 Shs	09/23/16		-331,030.76
	09/23/16	116,550.00	116,550.00

WESTLAKE HEALTH FDN CUST - EAGLE CAPAccount Number:
Statement Period:71-N279-05-5
01/01/16 - 12/31/16**Sale Activity**

	Date	Proceeds	Realized Gain/Loss
To Reverse Entry of 09/23/16	10/21/16	-116,550.00	-116,550.00
To Adjust Cost As Partially Taxable			
Recd Proceeds on Cash/Stock Merger			
@ 21 Per Sh on 5,550 Shs			
To Reverse Entry of 09/23/16	10/21/16		331,030.76
To Adjust Cost As Partially Taxable			
To Remove 5,550 Shs for			
Marriott International Cl A			
and Cash			
Stock Rate: 0.8 Per Sh Held			
Cash Rate: 21 Per Sh Held			
Reversed on 12/02/2016	10/21/16	421,877.70	90,846.94
To Post Company Cost			
To Remove 5550 Shs for			
Marriott International Cl A and Cash			
Stock Rate: 0.8 Per Sh Held			
Cash Rate: 21 Per Sh Held			
Partial Taxable Exchange			
To Reverse Entry of 10/21/16	11/01/16	-421,877.70	-90,846.94
To Post Company Cost			
To Remove 5550 Shs for			
Marriott International Cl A and Cash			
Stock Rate: 0.8 Per Sh Held			
Cash Rate: 21 Per Sh Held			
Partial Taxable Exchange			
To Remove 5550 Shs for	11/01/16	426,240.00	95,209.24
Marriott International Cl A			
Stock Rate: 0.8 Per Sh Held			
Cash Rate: 21 Per Sh Held			
Partial Taxable Exchange			
Twenty First Century Fox Inc Cl B			
Sold 2700 Shs 11/22/16	11/28/16	75,798.14	-13,851.58
To SBC Warburg Dillon Reed Inc.			
@ 28.084			
Sold 5500 Shs 12/15/16	12/20/16	150,249.01	-30,446.95
To Sanford C Bernstein & Co			
@ 27.3586			
Unitedhealth Group Inc Com			
Sold 800 Shs 12/15/16	12/20/16	128,611.51	103,077.51
To Goldman Sachs & Co/Courtesy ACC			
@ 160.7779			
Valeant Pharmaceuticals Intl Inc			
Cda Com			
Sold 3500 Shs 04/15/16	04/20/16	113,852.16	-324,508.33
To Liquidnet Inc			
@ 32.5499			

WESTLAKE HEALTH FDN CUST - EAGLE CAP

Account Number:
Statement Period:

71-N279-05-5
01/01/16 - 12/31/16

Sale Activity

	Date	Proceeds	Realized Gain/Loss
BMO Govt Money Market Fd Y # 605 Sales (11) 01/01/16 To 12/31/16	12/31/16	1,437,432.33	
Total Sales		\$ 4,949,377.20	\$ 5,284.03

Non-Cash Activity

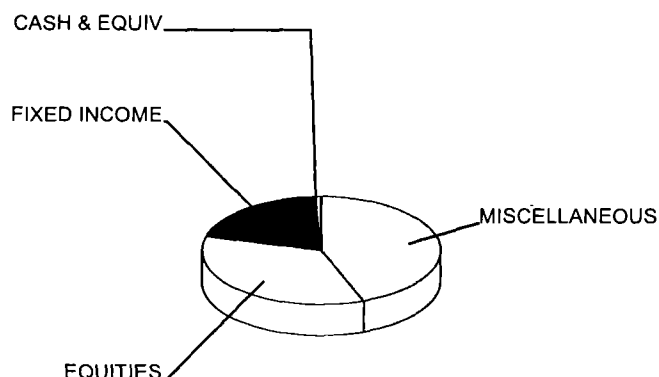
	Date	Cost
Liberty Global PLC Shs Cl A Adjust Tax Cost Due To Spin-Off of Liberty Global PLC Lilac Shs Cl A	07/05/16	-9,356.19
Liberty Global PLC Shs Cl C Adjust Tax Cost Due To Spin-Off of Liberty Global PLC Lilac Shs Cl C	07/12/16	-9,223.77
Liberty Global PLC Lilac Shs Cl A Recd 1060.660 Shs As A Spin-Off By Liberty Global PLC Shs Cl A on Basis of 0.1247688657 Shs for Each 1 Sh Held To Record Tax Cost	07/01/16 07/05/16	 9,356.19
Liberty Global PLC Lilac Shs Cl C Recd 1060.660 Shs As A Spin-Off By Liberty Global PLC Shs Cl C on Basis of 0.1247688657 Shs for Each 1 Sh Held To Record Tax Cost	07/01/16 07/12/16	 9,223.77
Ilg Inc Com Changed Name from Interval Leisure Group Inc Com	10/17/16	27,063.72
Interval Leisure Group Inc Com Recd 2391.741 Shs As A Spin-Off By Starwood Hotels & Resorts Worldwide Inc on Basis of .4309442074 Shs for Each 1 Sh Held To Record Tax Cost	05/18/16 06/01/16	 27,072.61
Interval Leisure Group Inc Com Changed Name To Ilg Inc Com	10/17/16	-27,063.72

WESTLAKE HEALTH FDN CUST - CASH/MFAccount Number:
Statement Period:71-N279-03-0
01/01/16 - 12/31/16

TONY RUZICKA, CPA
TONY RUZICKA & ASSOCIATES LTD
620 HOMEWOOD AVENUE APT 103
HIGHLAND PARK IL 60035-6106

Administrator:

Tracy E Von Holle (239) 592-2475
Tracy.Vonholle@bmo.Com

Asset Allocation**Asset Valuation**

Description	Market Value	% of Account
Cash & Equiv	435,459.27	0.5%
Fixed Income	17,458,364.16	20.5%
Equities	29,425,993.79	34.5%
Miscellaneous	37,959,003.04	44.5%
Total Portfolio	\$ 85,278,820.26	100.0%
Accrued Income	25,150.20	
Total Valuation	\$ 85,303,970.46	

Market Reconciliation

	Current Period	Year To Date
Beginning Market Value	\$ 85,564,808.25	\$ 85,564,808.25
Income		
Interest	403.53	403.53
Dividends	599,268.14	599,268.14
Other Income	227,446.29	227,446.29
Additions	0.00	0.00
Disbursements	-5,176,219.56	-5,176,219.56
Cash Transfers	1,950,000.00	1,950,000.00
Realized Gains/(Losses)	2,612,242.24	2,612,242.24
Change In Accrued Income	1,173.21	1,173.21
Change In Market Appreciation/(Depreciation)	-475,151.64	-475,151.64
Non-Cash Asset Changes	0.00	0.00
Ending Market Value	\$ 85,303,970.46	\$ 85,303,970.46

WESTLAKE HEALTH FDN CUST - CASH/MFAccount Number:
Statement Period:71-N279-03-0
01/01/16 - 12/31/16**Purchase Activity**

	Date	Income Cash	Principal Cash
Weathergag Venture Capital IV (Cayman) LP			
Capital Call	08/02/16		-75,000.00
Capital Call	12/05/16		-45,000.00
Weathergag Venture Capital III (Cayman) LP			
Capital Call	02/22/16		-120,000.00
Capital Call	04/27/16		-120,000.00
Capital Call	08/30/16		-90,000.00
Capital Call	10/18/16		-90,000.00
Capital Call	12/19/16		-90,000.00
Wellington Diversified Inflation Hedge			
Dividend Reinvestment	01/29/16		-1,389.91
Dividend Reinvestment	02/29/16		-7,876.52
Dividend Reinvestment	03/31/16		-7,489.70
Dividend Reinvestment	04/29/16		-3,245.59
Dividend Reinvestment	05/31/16		-13,293.46
Dividend Reinvestment	06/30/16		-8,428.83
Dividend Reinvestment	07/29/16		-6,054.89
Dividend Reinvestment	08/31/16		-8,727.55
Dividend Reinvestment	09/30/16		-7,724.65
Dividend Reinvestment	10/31/16		-2,278.83
Dividend Reinvestment	11/30/16		-9,246.30
Dividend Reinvestment	12/30/16		-5,521.21
BMO Govt Money Market Fd Y # 605 Purchases (48) 01/01/16 To 12/31/16	12/31/16		-2,679,364.21
Total Purchases		\$ 0.00	\$ -11,675,545.55

Sale Activity

	Date	Proceeds	Realized Gain/Loss
Adams Street Partnership Fund - 2005 US Fund LP			
Distribution #23	01/29/16	128,389.00	80,723.00
Distribution #24	04/20/16	104,604.00	70,682.00
Distribution #25	07/22/16	121,294.00	64,107.00
Distribution #26 - Return of Capital	11/23/16	64,612.00	
Distribution #26 - Gain	11/23/16	80,073.00	80,073.00
Adams Street Partnership Fund - 2005 Non US Fund LP			
Distribution #24	01/29/16	52,802.00	32,191.00
Distribution #25	04/15/16	32,090.00	10,930.00
Distribution #26	08/10/16	29,766.00	13,453.00
Distribution #27 - Return of Capital	11/21/16	17,906.00	

WESTLAKE HEALTH FDN CUST - CASH/MFAccount Number:
Statement Period:71-N279-03-0
01/01/16 - 12/31/16**Sale Activity**

	Date	Proceeds	Realized Gain/Loss
Distribution #27 - Gain	11/21/16	39,609.00	39,609.00
Coast Diversified Levered Fd II Alternative LTD			
Redemption 1/20/2016	02/01/16	3,048.81	-835.85
Redemption	04/29/16	3,073.43	-856.94
Redemption	07/12/16	2,748.14	-702.35
Adams Street 2007 Direct Fund L.P.			
Distribution #24	05/24/16	12,206.00	7,882.00
Distribution #25	09/01/16	27,628.00	9,145.00
Distribution #26	09/27/16	44,574.00	35,656.00
Return of Capital Call	11/16/16	5,175.00	
Distribution #27 - Return of Capital	12/22/16	12,749.00	
Distribution #27 - Gain	12/22/16	6,394.00	6,394.00
Adams Street Partnership Fund - 2007 US Fund LP #P63343			
Distribution #23	04/21/16	90,866.00	52,277.00
Distribution #24	07/18/16	103,614.00	69,300.00
Distribution #25 - Return of Capital	10/13/16	20,851.00	
Distribution - Gain	10/13/16	53,274.00	53,274.00
Adams Street Partnership Fund - 2007 Non-U S. Fund L.P. (#P89121)			
Distribution #14	01/27/16	46,325.00	23,372.00
Distribution #15	04/21/16	48,768.00	19,597.00
Distribution #16	07/28/16	42,358.00	21,399.00
Distribution #17	09/23/16	58,885.00	37,514.00
Distribution #18 - Return of Capital	11/14/16	17,774.00	
Distribution #18 - Gain	11/14/16	30,319.00	30,319.00
Harrison Street Real Estate Partners III, L.P. Collateral Account			
Distribution	02/11/16	46,066.00	14,883.00
Distribution	02/25/16	250,869.00	138,935.00
Distribution	03/31/16	105,164.00	59,846.00
Distribution	04/29/16	2,657.00	2,657.00
Distribution	05/18/16	15,823.00	1,777.00
Distribution	06/07/16	295,244.00	3,411.00
Dist: Other	06/30/16	12,782.00	12,782.00
Gp Share of Prior Distribution			
Distribution	06/30/16	28,355.00	1,823.00
Distribution	09/30/16	231,669.00	99,124.00
Adams Street Partnership Fund - 2009 Non-U S. Developed Markets Fund LP			
Distribution #9	03/03/16	18,084.00	3,618.00
Distribution #10	05/18/16	40,306.00	27,180.00
Distribution #11	09/23/16	42,579.00	24,790.00

WESTLAKE HEALTH FDN CUST - CASH/MF

Account Number:
Statement Period:

71-N279-03-0
01/01/16 - 12/31/16

Sale Activity

	Date	Proceeds	Realized Gain/Loss
Adams Street Partnership Fund - 2009 Non-U.S. Emerging Markets Fund LP			
Distribution	06/29/16	10,111.00	
Distribution #3	09/16/16	15,112.00	3,880.00
Adams Street 2009 Direct Fund L.P			
Cash Distribution #20	03/07/16	22,267.00	22,267.00
Distribution #21	05/16/16	11,501.00	10,171.00
Distribution #22	09/01/16	62,240.00	34,610.00
Distribution #23	09/19/16	63,219.00	48,221.00
Return of Capital Call	11/16/16	8,400.00	
Distribution #24 - Return of Capital	12/29/16	36,863.00	
Distribution #24 - Gain	12/29/16	105,477.00	105,477.00
Adams Street Partnership Fund 2009 U.S. Fund, L.P.			
Distribution #10	02/18/16	74,398.00	35,352.00
Distribution #11	08/12/16	98,543.00	59,318.00
Distribution # 12 - Return of Capital	11/14/16	22,241.00	
Distribution #12 - Gain	11/14/16	45,919.00	45,919.00
Edgewood Growth Fund - Ins #2131			
Sold 50438.596 Shs 12/19/16 @ 22.8	12/20/16	1,150,000.00	48,421.06
Long Term Capital Gains Dist of \$.477 Per Sh on 521,097 Sh	12/21/16	248,667.52	248,667.52
BMO Government Money Market Premier Sales (20) 01/01/16 To 12/31/16	12/31/16	3,280,846.32	
Driehaus International Small Cap Growth Fund #9			
Long Term Capital Gains Dist of \$.121 Per Sh on 253,110 Sh	12/21/16	30,664.31	30,664.31
Harrison Street Real Estate Partners IV, L.P.			
Distribution	01/08/16	85,431.00	46,447.00
Distribution	01/29/16	14,772.00	4,040.00
Distribution	02/26/16	16,584.00	6,511.00
Distribution	05/31/16	1,125.00	933.00
Distribution	06/30/16	5,229.00	3,360.00
Distribution	09/30/16	56,372.00	
Distribution - Return of Capital	10/28/16	7,613.00	
Distribution - Return of Capital	12/29/16	99,433.00	
Lcp VIII (Aiv I) L.P. / Lcp VIII (Offshore), L.P.			
Distribution	03/31/16	31,588.43	19,135.61
Distribution	06/30/16	31,458.76	22,437.98
Distribution	09/30/16	60,911.59	34,714.44

WESTLAKE HEALTH FDN CUST - CASH/MF**Account Number:**
Statement Period:**71-N279-03-0**
01/01/16 - 12/31/16**Sale Activity**

	Date	Proceeds	Realized Gain/Loss
Distribution - Return of Capital	12/30/16	24,947.53	
Distribution - Gain	12/30/16	21,041.85	21,041.85
Lexington Capital Partners VII (Offshore) LP			
Distribution	01/29/16	19,969.98	10,880.20
Distribution	02/26/16	25,348.22	14,789.20
Distribution	03/31/16	114,862.65	56,191.80
Distribution	04/29/16	47,809.76	23,019.51
Distribution	05/27/16	31,152.40	13,969.39
Distribution	06/30/16	77,755.30	41,435.39
Distribution	07/29/16	68,534.90	30,732.49
Distribution	08/31/16	56,782.05	23,137.80
Distribution	09/30/16	41,295.63	22,574.34
Distribution - Capital Gain	10/31/16	21,667.49	21,667.49
Distribution - Return of Capital	10/31/16	15,487.96	
Distribution - Gain	11/30/16	11,844.35	11,844.35
Distribution - Return of Capital	11/30/16	7,397.80	
Distribution - Return of Capital	12/30/16	25,145.93	
Distribution - Gain	12/30/16	24,920.40	24,920.40
Metropolitan West Intermediate Bond Fund Class I			
Sold 15789.474 Shs 01/06/16 @ 10.45	01/07/16	165,000.00	-1,894.74
Sold 140056.022 Shs 07/06/16 @ 10.71	07/07/16	1,500,000.00	19,316.54
Long Term Capital Gains Dist of \$.035 Per Sh on 1,265,593 Sh	12/13/16	44,675.46	44,675.46
Short Term Capital Gains Dist of \$.073 Per Sh on 1,265,593 Sh	12/13/16	92,881.93	92,881.93
Sold 8486.906 Shs 12/28/16 @ 10.31	12/29/16	87,500.00	-2,206.60
Pfizer Inc Com			
Recd Proceeds on Class Action from Clsd Acct 71N279048	07/20/16	1,633.29	1,633.29
The Realty Associates Fund X Utp, L.P.			
Distribution	02/24/16	8,195.08	8,195.08
Distribution	05/26/16	70,771.38	16,258.29
Distribution	06/29/16	126,598.00	31,649.50
Distribution	08/24/16	221,218.20	7,373.94
Distribution	09/28/16	54,417.00	14,148.42
Distribution - Return of Capital	10/20/16	40,013.00	
Distribution - Gain	10/20/16	40,013.00	40,013.00
Distribution - Return of Capital	11/28/16	33,803.00	
Distribution - Gain	11/28/16	19,206.25	19,206.25
Distribution - Gain	12/21/16	27,208.50	27,208.50
Distribution - Return of Capital	12/21/16	4,801.50	

WESTLAKE HEALTH FDN CUST - CASH/MF

Account Number:
Statement Period:

71-N279-03-0
01/01/16 - 12/31/16

Sale Activity

	Date	Proceeds	Realized Gain/Loss
Vanguard Short-Term Bond Index Fund Ins #732			
Long Term Capital Gains Dist of \$.000 Per Sh on 414,344 Sh	12/22/16	372.91	372.91
Short Term Capital Gains Dist of \$.000 Per Sh on 414,344 Sh	12/22/16	331.48	331.48
BMO Govt Money Market Fd Y # 605 Sales (26) 01/01/16 To 12/31/16	12/31/16	2,811,682.66	
Total Sales		\$ 14,074,647.15	\$ 2,612,242.24

Non-Cash Activity

	Date	Cost
American Europacific Growth Fund Class F2 #616 To Adjust Shares	12/29/16	
Total Non-Cash Transactions		\$ 0.00

YOUR ACCOUNT EITHER HOLDS ASSETS FOR WHICH BMO HARRIS BANK N.A. IS ACTING IN A NON-CUSTODIAL MANNER AND/OR HOLDS ASSETS WHICH BMO DEEMS TO BE HARD TO VALUE. PLEASE REFER TO ADDITIONAL DISCLOSURE INFORMATION.
 TRUST RELATIONSHIP MANAGER ROGER MJOEN (239) 592-2461 ROGER.MJOEN@BMO
 YOUR ACCOUNT MAY BE INVESTED IN SHARES OF BMO FUNDS OR OTHER MUTUAL FUNDS FOR WHICH BMO HARRIS BANK N.A. AND/OR ITS AFFILIATES PROVIDE INVESTMENT ADVISORY, CUSTODIAL, SHAREHOLDER SERVICING AND/OR SIMILAR ADMINISTRATIVE SERVICES FOR FEES THAT MAY BE BASED ON A PERCENTAGE OF ASSETS, OR OTHER REASONABLE COMPENSATION. ***FRACTIONAL SHARES (FS) OF PUBLICLY TRADED SECURITIES HELD IN CLIENT ACCOUNTS ARE COMBINED WITH OTHER FS OF LIKE SECURITIES HELD IN OTHER CLIENTS' ACCOUNTS TO CREATE WHOLE SHARES. THOSE WHOLE SHARES ARE SOLD ON THE MARKET AND EACH CLIENT'S ACCOUNT IS CREDITED WITH ITS PROPORTIONATE SHARE OF THE PROCEEDS. IF A FRACTIONAL SHARE REMAINS AFTER THESE ACTIONS, BMO PURCHASES THAT FRACTION BASED ON THE AVERAGE VALUE ACHIEVED FOR THE SOLD SHARES. BMO RETAINS THAT SHARE UNTIL IT MAY BE LATER COMBINED WITH OTHER FS AND SOLD ON THE MARKET. ***IF YOUR ACCOUNT HOLDS ASSETS FOR WHICH BMO HARRIS BANK N.A. (BMO) ACTS IN A NON-CUSTODIAL MANNER OR HOLDS ASSETS WHICH BMO DEEMS TO BE HARD TO VALUE, THE DATA DISPLAYED, INCLUDING PRICE AND VALUATION DATA, IS BASED SOLELY ON INFORMATION RECEIVED BY BMO BY THE TIME THIS STATEMENT WAS PRODUCED. BMO MAKES NO REPRESENTATIONS OR WARRANTIES AS TO THE ACCURACY OF THIS INFORMATION. BMO BEARS NO LIABILITY FOR ANY CLAIMS, LOSSES, DAMAGES, ACTIONS, LIABILITIES OR EXPENSES INCURRED BY OR ASSESSED AGAINST BMO OR ANY OF ITS OFFICERS, DIRECTORS, EMPLOYEES, OR AGENTS ANY WAY RELATED TO ASSETS IN WHICH BMO IS ACTING IN A NON-CUSTODIAL MANNER.

WESTLAKE HEALTH FDN CUST-PINNACLE

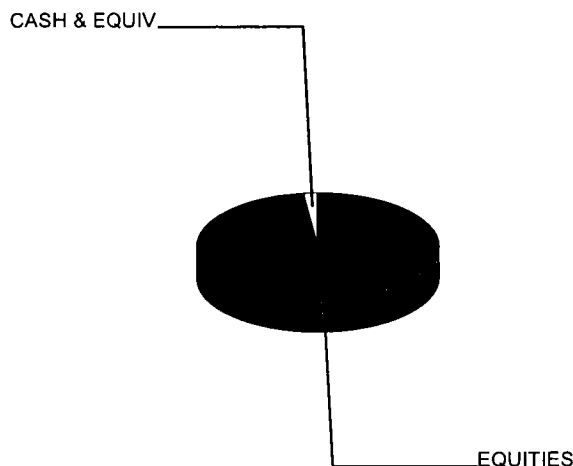
Account Number:
Statement Period:

71-N279-07-1
01/01/16 - 12/31/16

TONY RUZICKA, CPA
TONY RUZICKA & ASSOCIATES LTD
620 HOMWOOD AVENUE APT 103
HIGHLAND PARK IL 60035-6106

Administrator:
Tracy E Von Holle (239) 592-2475
Tracy.Vonholle@bmo.Com

Asset Allocation



Asset Valuation

Description	Market Value	% of Account
Cash & Equiv	177,140.76	2.4%
Equities	7,128,942.77	97.6%
Total Portfolio	\$ 7,306,083.53	100.0%
Accrued Income	6,734.45	
Total Valuation	\$ 7,312,817.98	

Market Reconciliation

	Current Period	Year To Date
Beginning Market Value	\$ 7,274,582.50	\$ 7,274,582.50
Income		
Interest	57.30	57.30
Dividends.....	65,114.56	65,114.56
Other Income	6,941.00	6,941.00
Disbursements	-2,688.87	-2,688.87
Cash Transfers.....	-350,000.00	-350,000.00
Realized Gains/(Losses).....	650,855.28	650,855.28
Change In Accrued Income.....	896.75	896.75
Change In Market Appreciation/(Depreciation).....	-332,940.54	-332,940.54
Non-Cash Asset Changes	0.00	0.00
Ending Market Value	\$ 7,312,817.98	\$ 7,312,817.98

WESTLAKE HEALTH FDN CUST-PINNACLE

Account Number:
Statement Period:

71-N279-07-1
01/01/16 - 12/31/16

Sale Activity			
	Date	Proceeds	Realized Gain/Loss
Interxion Holding Shs Sold 100 Shs 12/14/16 To SBC Warburg Dillon Reed Inc. @ 35.06	12/19/16	3,500.92	593.98
Diana Shipping Inc Com Sold 7800 Shs 08/05/16 To Citation Group/Bcc Clrg @ 2.4845	08/10/16	19,144.68	-36,247.80
Amc Networks Inc Cl A Sold 100 Shs 12/14/16 To SBC Warburg Dillon Reed Inc @ 51.08	12/19/16	5,102.88	-2,245.16
Applied Micro Circuits Corp Com New Sold 200 Shs 12/14/16 To SBC Warburg Dillon Reed Inc. @ 8.525	12/19/16	1,696.96	-477.32
Array Biopharma Inc Com Sold 1300 Shs 12/14/16 To SBC Warburg Dillon Reed Inc. @ 8.5835	12/19/16	11,106.30	3,119.86
Atmel Corp Com Reversed on 07/06/2016 To Post Company Cost Adjustment To Remove 20300 Shs for Microchip Technology Inc Com Stock Rate: .0237 Per Sh Held Cash Rate: 7.00 Per Sh Held Fully Taxable Exchange	04/05/16	165,477.76	71,264.06
To Reverse Entry of 04/05/16 To Post Company Cost Adjustment To Remove 20300 Shs for Microchip Technology Inc Com Stock Rate: .0237 Per Sh Held Cash Rate: 7.00 Per Sh Held Fully Taxable Exchange	07/06/16	-165,477.76	-71,264.06
To Remove 20300 Shs for Microchip Technology Inc Com Stock Rate: 0.0237 Per Sh Held Cash Rate: 7.00 Per Sh Held Fully Taxable Exchange	07/06/16	165,301.53	71,087.83
Avnet Inc Com Sold 600 Shs 09/28/16 To Citation Group/Bcc Clrg @ 40.6293	10/03/16	24,347	12,015.87

WESTLAKE HEALTH FDN CUST-PINNACLE

Account Number:
Statement Period:

71-N279-07-1
01/01/16 - 12/31/16

Sale Activity

	Date	Proceeds	Realized Gain/Loss
Sold 100 Shs 12/14/16 To SBC Warburg Dillon Reed Inc. @ 47.77	12/19/16	4,771.89	2,719.47
BMO Government Money Market Premier Sales (12) 01/01/16 To 12/31/16	12/31/16	555,819.68	
Boyd Gaming Corp Com Sold 200 Shs 12/14/16 To SBC Warburg Dillon Reed Inc. @ 20.85	12/19/16	4,159.90	2,175.58
Cablevision Sys Corp Cablevision NY Group Com To Remove 4500 Shs on Cash Merger @ 34.90 Per Sh	06/21/16	157,050.00	104,743.99
Cameco Corp Com Sold 500 Shs 12/14/16 To SBC Warburg Dillon Reed Inc. @ 10.3963	12/19/16	5,178.03	-6,384.87
Cincinnati Bell Inc New Com New Sold 400 Shs 12/14/16 To SBC Warburg Dillon Reed Inc. @ 21.35	12/19/16	8,519.81	1,362.01
Cognex Corp Com Sold 100 Shs 09/26/16 To Citation Group/Bcc Clrg @ 51.5087	09/29/16	5,145.76	372.42
Cummins Inc Com Sold 300 Shs 11/10/16 To Barclays Capital Le @ 138.3305	11/16/16	41,483.24	31,879.86
Sold 100 Shs 12/14/16 To SBC Warburg Dillon Reed Inc. @ 141	12/19/16	14,094.69	10,909.69
Cyrusone Inc Com Sold 100 Shs 12/14/16 To SBC Warburg Dillon Reed Inc. @ 45.58	12/19/16	4,552.90	2,635.27

WESTLAKE HEALTH FDN CUST-PINNACLE

Account Number:
Statement Period:

71-N279-07-1
01/01/16 - 12/31/16

Sale Activity			
	Date	Proceeds	Realized Gain/Loss
Dyax Corporation Contingent Value Right			
Reversed on 02/08/2016	01/22/16		34,159.60
To Post As Cash Merger			
Recd 4000 Shs on			
Mandatory Exchange of			
Dyax Corp Com			
on Basis of 1 Shs			
for Each 1 Sh Held			
To Reverse Entry of 01/22/16	02/08/16		-34,159.60
To Post As Cash Merger			
Recd 4000 Shs on			
Mandatory Exchange of			
Dyax Corp Com			
on Basis of 1 Shs			
for Each 1 Sh Held			
Recd 4000 Shs on	02/08/16		
Mandatory Exchange of			
Dyax Corp Com			
on Basis of 1 Shs			
for Each 1 Sh Held			
Dyax Corp Com			
Reversed on 02/08/2016	01/22/16		-34,159.60
To Post As Cash Merger			
To Remove 4000 Shs for			
Dyax Corp Com and Cash			
Stock Rate. 1 Per Sh Held			
Cash Rate: 37.30 Per Sh Held			
Reversed on 02/08/2016	01/22/16	149,200.00	149,200.00
To Post As Cash Merger			
Recd Proceeds on Cash/Stock Merger			
@ 37.30 Per Sh on 4000 Shs			
To Reverse Entry of 01/22/16	02/08/16		34,159.60
To Post As Cash Merger			
To Remove 4000 Shs for			
Dyax Corp Com and Cash			
Stock Rate. 1 Per Sh Held			
Cash Rate: 37.30 Per Sh Held			
To Reverse Entry of 01/22/16	02/08/16	-149,200.00	-149,200.00
To Post As Cash Merger			
Recd Proceeds on Cash/Stock Merger			
@ 37.30 Per Sh on 4000 Shs			
To Remove 4000 Shs on	02/08/16	149,200.00	115,040.40
Cash Merger @ 37.30 Per Sh			
Endocyte Inc Com			
Sold 600 Shs 12/14/16	12/19/16	1,590.98	-6,081.14
To SBC Warburg Dillon Reed Inc.			
@ 2.6817			

WESTLAKE HEALTH FDN CUST-PINNACLE**Account Number:**
Statement Period:**71-N279-07-1**
01/01/16 - 12/31/16**Sale Activity**

	Date	Proceeds	Realized Gain/Loss
Fibrogen Inc Com Sold 100 Shs 12/14/16 To SBC Warburg Dillon Reed Inc. @ 20.55	12/19/16	2,049.95	-297.30
Fireeye Inc Com Sold 200 Shs 12/14/16 To SBC Warburg Dillon Reed Inc. @ 13.22	12/19/16	2,635.94	-924.40
Gannett Spinco Inc Com Sold 3550 Shs 10/28/16 To Citation Group/Bcc Clrg @ 8.0121	11/02/16	28,300.34	12,106.95
Iac / Interactivecorp Com Par \$.001 Sold 200 Shs 12/14/16 To SBC Warburg Dillon Reed Inc. @ 67.35	12/19/16	13,459.70	10,297.52
Integrated Device Technology Inc Com Sold 200 Shs 12/14/16 To SBC Warburg Dillon Reed Inc. @ 24.69	12/19/16	4,927.89	509.31
International Speedway Corp Cl A Sold 200 Shs 12/14/16 To SBC Warburg Dillon Reed Inc. @ 38.575	12/19/16	7,704.83	1,456.25
Indium Communications Inc Com Sold 200 Shs 12/14/16 To SBC Warburg Dillon Reed Inc. @ 9.5	12/19/16	1,891.95	114.05
Janus Capital Group Inc Com Sold 200 Shs 12/14/16 To SBC Warburg Dillon Reed Inc. @ 13.59	12/19/16	2,709.94	-307.88
Kansas City Southern Com Sold 100 Shs 12/14/16 To SBC Warburg Dillon Reed Inc. @ 85.21	12/19/16	8,515.81	-2,444.25
Kite Pharma Inc Com Sold 200 Shs 12/14/16 To SBC Warburg Dillon Reed Inc. @ 47.19	12/19/16	9,427.79	-664.65

WESTLAKE HEALTH FDN CUST-PINNACLE

Account Number:
Statement Period:

71-N279-07-1
01/01/16 - 12/31/16

Sale Activity

	Date	Proceeds	Realized Gain/Loss
Lam Resh Corp Com Sold 100 Shs 12/14/16 To SBC Warburg Dillon Reed Inc @ 105.15	12/19/16	10,509.77	8,884.41
Las Vegas Sands Corp Com Sold 100 Shs 12/14/16 To SBC Warburg Dillon Reed Inc. @ 57.095	12/19/16	5,704.37	5,015.37
Level 3 Communications Inc Com New Sold 100 Shs 12/14/16 To SBC Warburg Dillon Reed Inc @ 56.55	12/19/16	5,649.87	4,347.29
Liberty Media Corp Delaware CI A Reversed on 06/09/2016 Adj for Chg of Cost Allocation Rate Remove 800 Shs for Liberty Media Corp Delaware Com A Siriusxm, Liberty Media Corp Delaware Com A Braves Grp, and Liberty Media Corp Delaware Com A Media Grp	04/18/16		-7,812.96
To Reverse Entry of 04/18/16 Adj for Chg of Cost Allocation Rate Remove 800 Shs for Liberty Media Corp Delaware Com A Siriusxm, Liberty Media Corp Delaware Com A Braves Grp, and Liberty Media Corp Delaware Com A Media Grp	06/09/16		7,812.96
Remove 800 Shs for Liberty Media Corp Delaware Com A Siriusxm, Liberty Media Corp Delaware Com A Braves Grp, and Liberty Media Corp Delaware Com A Media Grp Stock Rate: 1 Per 1 Sh Held Stock Rate: 0.100 Per 1 Sh Held	06/09/16		-7,812.96
Liberty Media Corp Delaware Rts Exp 06/16/2016 Sold 109 Shs 06/07/16 To Raymond James & Associates	06/16/16	203.74	203.74

WESTLAKE HEALTH FDN CUST-PINNACLE

Account Number:
Statement Period:

71-N279-07-1
01/01/16 - 12/31/16

Sale Activity			
	Date	Proceeds	Realized Gain/Loss
Liberty Media Corp Delaware Com Ser C			
Reversed on 06/10/2016	04/18/16		-12,196.81
Adj for Chg Cost Alloc Rate			
Remove 1500 Shs for			
Liberty Media Corp Delaware Com C			
Siriusxm, Liberty Media Corp			
Delaware Com C Braves Grp, and			
Liberty Media Corp Delaware Com C			
Media Grp			
To Reverse Entry of 04/18/16	06/10/16		12,196.81
Adj for Chg Cost Alloc Rate			
Remove 1500 Shs for			
Liberty Media Corp Delaware Com C			
Siriusxm, Liberty Media Corp			
Delaware Com C Braves Grp, and			
Liberty Media Corp Delaware Com C			
Media Grp			
Remove 1500 Shs for	06/10/16		-12,196.81
Liberty Media Corp Delaware Com C			
Siriusxm, Liberty Media Corp			
Delaware Com C Braves Grp, and			
Liberty Media Corp Delaware Com C			
Media Grp			
Stock Rate: 1 Per 1 Sh Held			
Stock Rate: 0.100 Per 1 Sh Held			
Liberty Media Corp Delaware Com A			
Siriusxm			
Reversed on 06/09/2016	04/18/16		5,976.06
Adj for Chg of Cost Allocation Rate			
Recd 800 Shs on			
Mandatory Exchange of			
Liberty Media Corp Delaware CI A			
on Basis of 1 Shs			
for Each 1 Sh Held			
To Reverse Entry of 04/18/16	06/09/16		-5,976.06
Adj for Chg of Cost Allocation Rate			
Recd 800 Shs on			
Mandatory Exchange of			
Liberty Media Corp Delaware CI A			
on Basis of 1 Shs			
for Each 1 Sh Held			
Recd 800 Shs on	06/09/16		6,121.14
Mandatory Exchange of			
Liberty Media Corp Delaware CI A			
on Basis of 1 Shs			
for Each 1 Sh Held			
Sold 200 Shs 12/14/16	12/19/16	7,065.84	2,161.11
To SBC Warburg Dillon Reed Inc.			
@ 35.38			

71-N279-07-1
01/01/16 - 12/31/16

Page 22 of 29

WESTLAKE HEALTH FDN CUST-PINNACLE

Account Number:
Statement Period:

71-N279-07-1
01/01/16 - 12/31/16

Sale Activity			
	Date	Proceeds	Realized Gain/Loss
Recd 80 Shs on Mandatory Exchange of Liberty Media Corp Delaware CI A on Basis of 100 Shs for Each 1 Sh Held Sold 80 Shs 05/25/16 To Morgan Stanley & Co Inc/BNY @ 15.8168	06/09/16		551.52
	06/09/16	1,262.11	710.59
Liberty Media Corp Delaware Com C Media Grp Reversed on 06/10/2016 Adj for Chg Cost Allocation Rate Recd 375 Shs on Mandatory Exchange of Liberty Media Corp Delaware CI C on Basis of 250 Shs for Each 1 Sh Held Reversed on 06/10/2016 Adj Cost for Chg Cost Alloc Rate Sold 375 Shs 06/07/16 To Gabelli & Company @ 19.7042 To Reverse Entry of 06/10/16 Adj Cost for Chg Cost Alloc Rate Sold 375 Shs 06/07/16 To Gabelli & Company @ 19.7042 To Reverse Entry of 04/18/16 Adj for Chg Cost Allocation Rate Recd 375 Shs on Mandatory Exchange of Liberty Media Corp Delaware CI C on Basis of 250 Shs for Each 1 Sh Held Recd 375 Shs on Mandatory Exchange of Liberty Media Corp Delaware CI C on Basis of 250 Shs for Each 1 Sh Held Sold 375 Shs 06/07/16 To Gabelli & Company @ 19.7042	04/18/16		2,096.63
	06/10/16	7,373.91	5,277.28
	06/10/16	-7,373.91	-5,277.28
	06/10/16		-2,096.63
	06/10/16		1,798.66
	06/10/16	7,373.91	5,575.25
Liberty Media Corp Delaware Com A Media Grp Reversed on 06/09/2016 Adj for Chg of Cost Allocation Rate Recd 200 Shs on Mandatory Exchange of Liberty Media Corp Delaware CI A on Basis of 250 Shs for Each 1 Sh Held	04/18/16		1,343.90

WESTLAKE HEALTH FDN CUST-PINNACLE**Account Number:**
Statement Period:**71-N279-07-1**
01/01/16 - 12/31/16**Sale Activity**

	Date	Proceeds	Realized Gain/Loss
To Reverse Entry of 04/18/16 Adj for Chg of Cost Allocation Rate Recd 200 Shs on Mandatory Exchange of Liberty Media Corp Delaware CI A on Basis of .250 Shs for Each 1 Sh Held Recd 200 Shs on Mandatory Exchange of Liberty Media Corp Delaware CI A on Basis of .250 Shs for Each 1 Sh Held	06/09/16		-1,343.90
Recd 200 Shs on Mandatory Exchange of Liberty Media Corp Delaware CI A on Basis of .250 Shs for Each 1 Sh Held	06/09/16		1,140.29
Sold 200 Shs 06/07/16 To SBC Warburg Dillon Reed Inc. @ 20.095	06/10/16	4,008.91	2,868.62
Liberty Media Corp Delaware Com C Braves Grp Reversed on 06/10/2016 Adj for Chg of Cost Alloc Rate Recd 150 Shs on Mandatory Exchange of Liberty Media Corp Delaware CI C on Basis of .100 Shs for Each 1 Sh Held	04/18/16		659.61
Reversed on 06/10/2016 Adj Cost for Chg Cost Alloc Rate Sold 150 Shs 05/25/16 To Morgan Stanley & Co Inc/BNY @ 15.3529	05/31/16	2,296.88	1,637.27
To Reverse Entry of 05/31/16 Adj Cost for Chg Cost Alloc Rate Sold 150 Shs 05/25/16 To Morgan Stanley & Co Inc/BNY @ 15.3529	06/10/16	-2,296.88	-1,637.27
To Reverse Entry of 04/18/16 Adj for Chg of Cost Alloc Rate Recd 150 Shs on Mandatory Exchange of Liberty Media Corp Delaware CI C on Basis of .100 Shs for Each 1 Sh Held	06/10/16		-659.61
Recd 150 Shs on Mandatory Exchange of Liberty Media Corp Delaware CI C on Basis of .100 Shs for Each 1 Sh Held	06/10/16		714.86
Sold 150 Shs 05/25/16 To Morgan Stanley & Co Inc/BNY @ 15.3529	06/10/16	2,296.88	1,582.02

WESTLAKE HEALTH FDN CUST-PINNACLE

Account Number:
Statement Period:

71-N279-07-1
01/01/16 - 12/31/16

Sale Activity			
	Date	Proceeds	Realized Gain/Loss
Lumentum Hldgs Inc Com Sold 100 Shs 12/14/16 To SBC Warburg Dillon Reed Inc. @ 39.95	12/19/16	3,989.91	1,360.86
Msg Network Inc Cl A Sold 100 Shs 12/14/16 To SBC Warburg Dillon Reed Inc @ 20 8	12/19/16	2,074.95	192.30
Macrogenics Inc Com Sold 100 Shs 12/14/16 To SBC Warburg Dillon Reed Inc. @ 20.89	12/19/16	2,083 95	-1,255 25
Madison Square Garden Co New Cl A Sold 100 Shs 12/14/16 To SBC Warburg Dillon Reed Inc. @ 173.1	12/19/16	17,304.62	803.75
Medicines Co Com Sold 200 Shs 12/14/16 To SBC Warburg Dillon Reed Inc @ 36 52	12/19/16	7,293 84	1,984.96
Microchip Technology Inc Com Reversed on 07/06/2016 To Post Company Cost Adjustment Sold 110 Shs 05/10/16 To Misc Broker @ 52.675	05/10/16	5.79	0 44
To Reverse Entry of 05/10/16 To Post Company Cost Adjustment Sold 110 Shs 05/10/16 To Misc Broker @ 52.675	07/06/16	-5.79	-0.44
Sold 110 Shs 05/10/16 To Misc Broker @ 52.675	07/06/16	5 79	0.49
Sold 100 Shs 12/14/16 To SBC Warburg Dillon Reed Inc. @ 65.42	12/19/16	6,536.85	1,714.35
Myriad Genetics Inc Com Sold 100 Shs 12/14/16 To SBC Warburg Dillon Reed Inc. @ 17.97	12/19/16	1,792.96	-693.57
PTC Therapeutics Inc Com Sold 200 Shs 12/14/16 To SBC Warburg Dillon Reed Inc. @ 12 18	12/19/16	2,427.94	-9,581.54

WESTLAKE HEALTH FDN CUST-PINNACLE**Account Number:**
Statement Period:**71-N279-07-1**
01/01/16 - 12/31/16**Sale Activity**

	Date	Proceeds	Realized Gain/Loss
Polycom Inc Com To Remove 3200 Shs on Cash Merger @ 12.5 Per Sh	09/28/16	40,000.00	-1,261.44
Portola Pharmaceuticals Inc Com Sold 100 Shs 12/14/16 To SBC Warburg Dillon Reed Inc. @ 18.22	12/19/16	1,817.96	-534.00
Precision Castparts Corp Com To Remove 600 Shs on Cash Merger @ 235.00 Per Sh	02/01/16	141,000.00	99,601.74
Progenics Pharmaceuticals Inc Com Sold 200 Shs 12/14/16 To SBC Warburg Dillon Reed Inc. @ 8.81	12/19/16	1,753.96	799.16
Qorvo Inc Com Sold 200 Shs 12/14/16 To SBC Warburg Dillon Reed Inc. @ 54.475	12/19/16	10,884.76	8,116.76
Raymond James Finl Inc Com Sold 100 Shs 12/14/16 To SBC Warburg Dillon Reed Inc. @ 71 39	12/19/16	7,133.84	1,797 85
Regeneron Pharmaceuticals Com Sold 100 Shs 12/14/16 To SBC Warburg Dillon Reed Inc. @ 379.99	12/19/16	37,993.17	36,365 35
Robert Half Intl Inc Com Sold 200 Shs 12/14/16 To SBC Warburg Dillon Reed Inc. @ 48 62	12/19/16	9,713.78	5,551.78
Scripps E W Co Ohio Cl A New Sold 200 Shs 12/14/16 To SBC Warburg Dillon Reed Inc. @ 18.91	12/19/16	3,773.91	107.47
Seattle Genetics Inc Com Sold 100 Shs 12/14/16 To SBC Warburg Dillon Reed Inc. @ 62 255	12/19/16	6,220.36	5,326.59
Sinclair Broadcast Group Inc Cl A Sold 100 Shs 12/14/16 To SBC Warburg Dillon Reed Inc @ 32.525	12/19/16	3,247.42	3,052.23

WESTLAKE HEALTH FDN CUST-PINNACLE**Account Number:**
Statement Period:**71-N279-07-1**
01/01/16 - 12/31/16**Sale Activity**

	Date	Proceeds	Realized Gain/Loss
Sothebys Cl A Sold 100 Shs 12/14/16 To SBC Warburg Dillon Reed Inc. @ 38.84	12/19/16	3,878.91	160.00
Starz Series A Common To Remove 3600 Shs for Lions Gate Entmnt Corp Cl B Non Vtg and Cash Stock Rate: 0.6784 Per Sh Held Cash Rate: 18.00 Per Sh Held Fully Taxable Exchange	12/12/16	128,786.69	21,306.90
Tegna Inc Com Sold 300 Shs 12/14/16 To SBC Warburg Dillon Reed Inc. @ 22.07	12/19/16	6,605.85	1,868.77
Telephone & Data Sys Inc Com New Sold 100 Shs 12/14/16 To SBC Warburg Dillon Reed Inc. @ 29.22	12/19/16	2,916.93	135.72
Unifi Inc Com New Sold 100 Shs 12/14/16 To SBC Warburg Dillon Reed Inc. @ 33.8	12/19/16	3,374.92	2,957.92
United States Cellular Corp Com Sold 100 Shs 12/14/16 To SBC Warburg Dillon Reed Inc. @ 42.57	12/19/16	4,251.90	655.40
Valspar Corp Com Sold 600 Shs 09/28/16 To SBC Warburg Dillon Reed Inc. @ 106.2465	10/03/16	63,716.51	50,632.76
Sold 700 Shs 10/27/16 To Citation Group/Bcc Clrg @ 105.1363	11/01/16	73,558.81	58,309.31
Viavi Solutions Inc Com Sold 300 Shs 12/14/16 To SBC Warburg Dillon Reed Inc. @ 8.5	12/19/16	2,537.94	210.84
Waddell & Reed Finl Inc Cl A Sold 100 Shs 12/14/16 To SBC Warburg Dillon Reed Inc. @ 20.41	12/19/16	2,035.95	-1,898.00

WESTLAKE HEALTH FDN CUST-PINNACLEAccount Number:
Statement Period:71-N279-07-1
01/01/16 - 12/31/16

Sale Activity			
	Date	Proceeds	Realized Gain/Loss
Winn Dixie Stores Inc Com New Recd Proceeds on Class Action	04/11/16	1,045.85	1,045.85
World Wrestling Entmt Inc Cl A Sold 100 Shs 12/14/16 To SBC Warburg Dillon Reed Inc. @ 18 95	12/19/16	1,890 95	448.06
BMO Govt Money Market Fd Y # 605 Sales (28) 01/01/16 To 12/31/16	12/31/16	812,579.24	
Total Sales		\$ 2,756,811.80	\$ 650,855.28

Non-Cash Activity		
	Date	Cost
Arris Intl Inc Shs Recd 6600 Shs As A Mandatory Exchange of Arris Group Inc New Com on Basis of 1 Shs for Each 1 Sh Held	01/05/16	111,030 35
Arris Group Inc New Com To Remove 6600 Shs In Exchange for Arris Intl Inc Shs	01/05/16	-111,030 35
Cincinnati Bell Inc New Com To Remove 30700 Shs Due To A 1 for 5 Reverse Split	10/05/16	-93,194.05
Cincinnati Bell Inc New Com New Recd 6140 Shs As A 1 for 5 Reverse Split By Cincinnati Bell Inc New Com	10/05/16	93,194 05
Liberty Media Corp Delaware Rts Exp 06/16/2016 Recd 71 Rts Rate: .47 Rts for Each 1 Sh Held Fractions Rounded Up	05/25/16	
Recd 38 Rts Rate: .47 Rts for Each 1 Sh Held Fractions Rounded Up	05/26/16	
Trimble Incorporated Trimble Nav LTD Com Changed Name To	10/03/16	
Total Non-Cash Transactions		\$ 0.00

WESTLAKE HEALTH FDN - VAUGHAN NELSONAccount Number:
Statement Period:71-N279-08-9
01/01/16 - 12/31/16

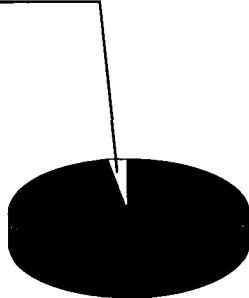
TONY RUZICKA, CPA
 TONY RUZICKA & ASSOCIATES LTD
 620 HOMEWOOD AVENUE APT 103
 HIGHLAND PARK IL 60035-6106

Administrator:

Tracy E Von Holle (239) 592-2475
 Tracy.Vonholle@bmo.Com

Asset Allocation

CASH & EQUIV



EQUITIES

Asset Valuation

Description	Market Value	% of Account
Cash & Equiv	211,246.16	2.9%
Equities	6,968,345.06	97.1%
Total Portfolio	\$ 7,179,591.22	100.0%
Accrued Income	43.82	
Total Valuation	\$ 7,179,635.04	

Market Reconciliation

	Current Period	Year To Date
Beginning Market Value	\$ 7,026,344.16	\$ 7,026,344.16
Income		
Interest	58.99	58.99
Dividends.	110,010.96	110,010.96
Disbursements.	-4,303.83	-4,303.83
Cash Transfers.	-349,639.11	-349,639.11
Realized Gains/(Losses).	-497,835.35	-497,835.35
Change In Accrued Income.	43.06	43.06
Change In Market Appreciation/(Depreciation)	894,956.16	894,956.16
Non-Cash Asset Changes	0.00	0.00
Ending Market Value	\$ 7,179,635.04	\$ 7,179,635.04

WESTLAKE HEALTH FDN - VAUGHAN NELSONAccount Number:
Statement Period:71-N279-08-9
01/01/16 - 12/31/16**Purchase Activity**

	Date	Income Cash	Principal Cash
BMO Govt Money Market Fd Y # 605 Purchases (57) 01/01/16 To 12/31/16	12/31/16		-1,020,261.33
Total Purchases		\$ 0.00	\$ -5,112,212.06

Sale Activity

	Date	Proceeds	Realized Gain/Loss
Delphi Automotive PLC Shs Sold 125 Shs 01/12/16 To Instinet @ 73.8394	01/15/16	9,226.32	-95.93
Sold 700 Shs 02/05/16 To Raymond James & Associates @ 59.4697	02/10/16	41,608.77	-10,595.83
Endo Intl PLC Shs Sold 525 Shs 02/08/16 To Liquidnet Inc @ 49.6248	02/11/16	26,039.41	-13,599.77
Sold 275 Shs 02/08/16 To Instinet @ 49.3066	02/11/16	13,557.01	-7,206.37
Sold 250 Shs 02/11/16 To Dain Rauscher Incorporated @ 48.3889	02/17/16	12,090.08	-6,785.72
Sold 200 Shs 12/14/16 To Instinet @ 15.8378	12/19/16	3,165.99	-11,934.65
Pentair PLC Shs Sold 125 Shs 12/14/16 To Instinet @ 58.738	12/19/16	7,341.14	-231.47
Signet Jewelers Limited Sold 200 Shs 02/05/16 To Knight Direct LLC @ 104.2363	02/10/16	20,845.88	-6,862.38
Sold 100 Shs 02/09/16 To Instinet @ 95.5736	02/12/16	9,556.43	-4,297.70
Sold 50 Shs 12/14/16 To Instinet @ 95.52	12/19/16	4,775.51	-2,151.56
Caesarstone LTD Sold 200 Shs 12/14/16 To Instinet @ 30.8	12/19/16	6,158.36	-2,053.92

WESTLAKE HEALTH FDN - VAUGHAN NELSON

Account Number:
Statement Period:

71-N279-08-9
01/01/16 - 12/31/16

Sale Activity			
	Date	Proceeds	Realized Gain/Loss
Check Point Software Tech Com Sold 75 Shs 12/14/16 To Instinet @ 84.68	12/19/16	6,350.30	530.46
Constellium Holdco B V Cl A Sold 75 Shs 02/05/16 To Knight Direct LLC @ 5.1458	02/10/16	384.05	-265.41
Sold 75 Shs 02/18/16 To Instinet @ 5.2604	02/23/16	393.96	-255.49
Sold 175 Shs 02/22/16 To Liquidnet Inc @ 5.2509	02/25/16	914.50	-600.90
Sold 75 Shs 02/26/16 To Liquidnet Inc @ 5.2522	03/02/16	392.03	-257.43
Sold 300 Shs 02/29/16 To Liquidnet Inc @ 5.2529	03/03/16	1,568.33	-1,006.31
Sold 25 Shs 03/01/16 To Liquidnet Inc @ 5.2987	03/04/16	131.83	-81.13
Sold 400 Shs 03/02/16 To Instinet @ 5.5035	03/07/16	2,190.35	-1,145.73
Sold 575 Shs 03/01/16 To Btig LLC @ 5.2619	03/07/16	3,014.02	-1,472.37
Sold 175 Shs 03/04/16 To Knight Direct LLC @ 6.1999	03/09/16	1,080.58	-275.85
Sold 775 Shs 03/07/16 To Instinet @ 6.1197	03/10/16	4,721.35	-715.25
Sold 75 Shs 03/11/16 To Knight Direct LLC @ 7.0655	03/16/16	528.02	36.76
Sold 800 Shs 12/14/16 To Instinet @ 6.25	12/19/16	4,993.89	-246.19
Avago Technologies LTD Shs Sold 100 Shs 01/22/16 To Liquidnet Inc @ 125.3	01/27/16	12,527.26	-146.05
Broadcom LTD Shs Sold 275 Shs 02/05/16 To Raymond James & Associates @ 129.2365	02/10/16	35,531.82	680.22

WESTLAKE HEALTH FDN - VAUGHAN NELSON**Account Number:**
Statement Period:**71-N279-08-9**
01/01/16 - 12/31/16**Sale Activity**

	Date	Proceeds	Realized Gain/Loss
Sold 225 Shs 02/11/16 To J P Morgan Clearing Corp. @ 115.7138	02/17/16	26,028.85	-2,486.10
Alliance Data Systems Corp Com Sold 25 Shs 12/14/16 To Instinet @ 233.0684	12/19/16	5,826.39	335.70
Aramark Hldgs Corp Com Sold 200 Shs 12/14/16 To Instinet @ 36.3	12/19/16	7,258.34	-227.00
Ares Cap Corp Com Sold 575 Shs 12/14/16 To Instinet @ 16.347	12/19/16	9,395.01	462.85
Avery Dennison Corp Com Sold 150 Shs 12/29/15 To Liquidnet Inc @ 63.5557	01/04/16	9,529.43	726.10
Sold 175 Shs 12/29/15 To Instinet @ 63.5673	01/04/16	11,122.76	852.20
Sold 75 Shs 12/14/16 To Instinet @ 72.52	12/19/16	5,438.32	1,036.65
Baker Hughes Inc Com Sold 25 Shs 12/14/16 To Instinet @ 65.41	12/19/16	1,635.02	-18.76
Block H & R Inc Com Sold 100 Shs 04/18/16 To Liquidnet Inc @ 23.985	04/21/16	2,395.94	-1,097.86
Sold 1425 Shs 04/18/16 To Instinet @ 24.0078	04/21/16	34,171.18	-15,474.78
Sold 475 Shs 04/19/16 To Instinet @ 24.0151	04/22/16	11,393.86	-5,006.56
Sold 150 Shs 11/30/16 To Instinet @ 22.2455	12/05/16	3,335.62	-1,843.46
Sold 600 Shs 11/30/16 To J P Morgan Clearing Corp. @ 22.2393	12/05/16	13,326.78	-7,389.54

WESTLAKE HEALTH FDN - VAUGHAN NELSON

Account Number:
Statement Period:

71-N279-08-9
01/01/16 - 12/31/16

Sale Activity			
	Date	Proceeds	Realized Gain/Loss
Sold 1050 Shs 12/01/16 To J P Morgan Clearing Corp. @ 21.8761	12/06/16	22,940.52	-8,302.31
Sold 550 Shs 12/02/16 To J P Morgan Clearing Corp. @ 21.77	12/07/16	11,958.10	-2,604.58
Sold 1225 Shs 12/05/16 To J P Morgan Clearing Corp. @ 21.8767	12/08/16	26,764.68	-2,751.94
Sold 1425 Shs 12/06/16 To J P Morgan Clearing Corp @ 22.4437	12/09/16	31,942.38	-2,393.28
BMO Government Money Market Premier Sales (19) 01/01/16 To 12/31/16	12/31/16	589,647.03	
Broadridge Finl Solutions Inc Com Sold 100 Shs 08/05/16 To Liquidnet Inc @ 68.9771	08/10/16	6,895.55	1,610.81
Sold 225 Shs 08/05/16 To Btig LLC @ 68.8282	08/10/16	15,481.51	3,737.73
Sold 75 Shs 08/05/16 To Instinet @ 68.8377	08/10/16	5,160.65	1,282.79
Sold 200 Shs 08/16/16 To Instinet @ 67.2504	08/19/16	13,448.28	3,107.32
Sold 100 Shs 08/17/16 To Instinet @ 66.7457	08/22/16	6,673.67	1,503.19
Sold 275 Shs 08/17/16 To Btig LLC @ 66.6761	08/22/16	18,330.03	4,111.21
Sold 175 Shs 08/18/16 To Instinet @ 66.9602	08/23/16	11,712.97	2,664.63
Sold 50 Shs 12/14/16 To Instinet @ 65.58	12/19/16	3,278.54	693.30
Caci Intl Inc Cl A Sold 25 Shs 12/13/16 To Liquidnet Inc @ 127.1205	12/16/16	3,177.31	1,277.08
Sold 50 Shs 12/14/16 To Liquidnet Inc @ 127.3126	12/19/16	6,364.24	2,563.77
Sold 25 Shs 12/15/16 To Instinet @ 126.5849	12/20/16	3,164.36	1,264.13

WESTLAKE HEALTH FDN - VAUGHAN NELSON

Account Number:
Statement Period:

71-N279-08-9
01/01/16 - 12/31/16

Sale Activity

	Date	Proceeds	Realized Gain/Loss
Sold 25 Shs 12/19/16 To Instinet @ 126.0458	12/22/16	3,150.89	1,250.66
Carpenter Technology Corp Com			
Sold 150 Shs 02/05/16 To Knight Direct LLC @ 28.2997	02/10/16	4,241.13	-1,126.97
Sold 200 Shs 02/08/16 To Knight Direct LLC @ 26.7141	02/11/16	5,337.72	-1,819.74
Sold 400 Shs 02/09/16 To Liquidnet Inc @ 26.6816	02/12/16	10,662.44	-3,652.48
Sold 225 Shs 02/10/16 To Stifel Nicolaus & Co @ 26.5641	02/16/16	5,970.59	-2,081.55
Sold 200 Shs 02/12/16 To Instinet @ 28.7136	02/18/16	5,741.09	-1,416.37
Sold 100 Shs 02/17/16 To Knight Direct LLC @ 30.577	02/22/16	3,055.13	-523.60
Sold 75 Shs 02/17/16 To Btig LLC @ 31.05	02/22/16	2,327.19	-356.86
Sold 75 Shs 02/18/16 To Liquidnet Inc @ 28.6751	02/23/16	2,148.70	-535.35
Sold 50 Shs 02/18/16 To Knight Direct LLC @ 28.8265	02/23/16	1,440.05	-349.31
Sold 175 Shs 02/19/16 To Knight Direct LLC @ 28.2145	02/24/16	4,933.05	-1,329.73
Sold 375 Shs 12/02/16 To Liquidnet Inc @ 34.4126	12/07/16	12,895.06	-525.18
Sold 375 Shs 12/05/16 To SBC Warburg Dillon Reed Inc. @ 34.9442	12/08/16	13,093.48	-326.75
Sold 275 Shs 12/06/16 To Liquidnet Inc @ 35.0891	12/09/16	9,642.40	-199.11
Catalent Inc Com			
Sold 400 Shs 06/27/16 To Instinet @ 21.2042	06/30/16	8,470.49	-3,005.71
Sold 450 Shs 06/28/16 To Instinet @ 21.7099	07/01/16	9,765.86	-3,144.86

WESTLAKE HEALTH FDN - VAUGHAN NELSON**Account Number:**
Statement Period:**71-N279-08-9**
01/01/16 - 12/31/16**Sale Activity**

	Date	Proceeds	Realized Gain/Loss
Sold 250 Shs 12/14/16 To Instinet @ 25.814	12/19/16	6,451.47	-721.16
Centene Corp Del Com Sold 100 Shs 11/09/16 To Knight Direct LLC @ 55.1713	11/15/16	5,514.51	-1,657.29
Sold 75 Shs 12/14/16 To Instinet @ 56.48	12/19/16	4,235.34	-1,142.65
Chemical Financial Corp Com Sold 25 Shs 06/24/16 To Liquidnet Inc @ 37.0855	06/29/16	926.61	-27.33
Sold 175 Shs 06/27/16 To Liquidnet Inc @ 35.1169	06/30/16	6,141.82	-432.22
Sold 50 Shs 06/27/16 To Instinet @ 35.3787	06/30/16	1,768.52	-97.94
Sold 25 Shs 06/28/16 To Instinet @ 35.502	07/01/16	887.34	-45.89
Sold 150 Shs 12/14/16 To Instinet @ 52.93	12/19/16	7,938.19	2,521.15
Commscope Hldg Co Inc Com Sold 550 Shs 02/18/16 To Instinet @ 22.6153	02/23/16	12,434.01	-5,906.12
Sold 225 Shs 02/25/16 To Instinet @ 24.6776	03/01/16	5,546.14	-1,956.64
Sold 125 Shs 03/03/16 To Instinet @ 27.006	03/08/16	3,372.23	-795.98
Sold 100 Shs 06/27/16 To Liquidnet Inc @ 28.1411	06/30/16	2,812.04	-522.53
Sold 525 Shs 06/27/16 To Instinet @ 28.2683	06/30/16	14,826.09	-2,680.40
Sold 50 Shs 06/28/16 To Liquidnet Inc @ 28.75	07/01/16	1,436.46	-230.83
Sold 650 Shs 06/28/16 To Instinet @ 28.9229	07/01/16	18,794.60	-2,880.11

WESTLAKE HEALTH FDN - VAUGHAN NELSONAccount Number:
Statement Period:71-N279-08-9
01/01/16 - 12/31/16**Sale Activity**

	Date	Proceeds	Realized Gain/Loss
Sold 100 Shs 12/14/16 To Instinet @ 36.61	12/19/16	3,660.17	325.60
Community Health Sys Inc New Com			
Sold 225 Shs 02/05/16 To Knight Direct LLC @ 20 3604	02/10/16	4,579.88	-7,297.31
Sold 400 Shs 02/08/16 To Liquidnet Inc @ 18.6663	02/11/16	7,456.38	-13,658.62
Sold 800 Shs 02/08/16 To Knight Direct LLC @ 18.6339	02/11/16	14,902.85	-27,327.15
Sold 575 Shs 02/09/16 To Stifel Nicolaus & Co @ 18 5076	02/12/16	10,625.86	-19,726.95
Sold 200 Shs 02/10/16 To Stifel Nicolaus & Co @ 19.0244	02/16/16	3,799.29	-6,758.21
Sold 150 Shs 12/02/16 To Liquidnet Inc @ 5.585	12/07/16	833.98	-5,732.93
Sold 750 Shs 12/05/16 To Liquidnet Inc @ 5 4815	12/08/16	4,092.29	-23,130.75
Sold 500 Shs 12/05/16 To Instinet @ 5 4622	12/08/16	2,727.29	-9,082.57
Sold 775 Shs 12/06/16 To Liquidnet Inc @ 5.648	12/09/16	4,357.72	-13,580.11
Sold 275 Shs 12/07/16 To Liquidnet Inc @ 5 7555	12/12/16	1,575.84	-4,681.81
Continental Resources Inc Com			
Sold 150 Shs 12/14/16 To Instinet @ 53.9167	12/19/16	8,086.20	1,142.61
Crown Hldgs Inc Com			
Sold 175 Shs 12/02/16 To Liquidnet Inc @ 51.6844	12/07/16	9,040.19	384.38
Sold 275 Shs 12/05/16 To Btig LLC @ 51 9101	12/08/16	14,269.46	667.47
Sold 125 Shs 12/14/16 To Instinet @ 52 736	12/19/16	6,590.91	408.18

WESTLAKE HEALTH FDN - VAUGHAN NELSON

Account Number:
Statement Period:

71-N279-08-9
01/01/16 - 12/31/16

Sale Activity			
	Date	Proceeds	Realized Gain/Loss
Envision Healthcare Corp Com Sold 100 Shs 12/14/16 To Instinet @ 67.51	12/19/16	6,750.10	-1,273.38
Fidelity Natl Information Svcs Inc Com Sold 150 Shs 12/14/16 To Instinet @ 75.87	12/19/16	11,379.12	1,638.12
First Amern Finl Corp Com Sold 275 Shs 12/01/16 To Liquidnet Inc @ 36.0159	12/06/16	9,897.27	-738.11
Sold 150 Shs 12/14/16 To Instinet @ 37.6167	12/19/16	5,641.25	-159.87
First Data Corp New Com Cl A Sold 1350 Shs 04/27/16 To Instinet @ 12.6178	05/02/16	17,023.52	-5,186.95
Sold 1550 Shs 04/28/16 To Instinet @ 12.1233	05/03/16	18,779.08	-6,530.91
Sold 375 Shs 12/14/16 To Instinet @ 14.64	12/19/16	5,487.07	-613.73
Fiserv Inc Com Sold 175 Shs 04/20/16 To Instinet @ 99.7739	04/25/16	17,455.23	2,496.72
Sold 25 Shs 12/14/16 To Instinet @ 106.41	12/19/16	2,660.00	523.07
Gallagher Arthur J & Co Com Sold 175 Shs 12/14/16 To Instinet @ 50.6676	12/19/16	8,865.32	1,213.68
Gildan Activewear Inc Cl A Com Sold 175 Shs 02/05/16 To Liquidnet Inc @ 24.0563	02/10/16	4,205.39	-1,169.03
Sold 800 Shs 02/05/16 To Knight Direct LLC @ 24.0184	02/10/16	19,210.37	-5,358.43

WESTLAKE HEALTH FDN - VAUGHAN NELSON

Account Number:
Statement Period:

71-N279-08-9
01/01/16 - 12/31/16

Sale Activity			
	Date	Proceeds	Realized Gain/Loss
Sold 1225 Shs 02/08/16 To Instinet @ 22.8405	02/11/16	27,945.40	-9,675.57
Sold 400 Shs 12/02/16 To Liquidnet Inc @ 27.5107	12/07/16	10,994.04	-1,290.36
Sold 300 Shs 12/05/16 To Liquidnet Inc @ 27.3025	12/08/16	8,183.07	-1,030.23
Sold 400 Shs 12/06/16 To Liquidnet Inc @ 27.099	12/09/16	10,829.36	-1,455.04
Sold 250 Shs 12/07/16 To Liquidnet Inc @ 27.4864	12/12/16	6,865.20	-812.55
Sold 500 Shs 12/08/16 To Liquidnet Inc @ 27.6868	12/13/16	13,830.59	-1,524.91
Sold 250 Shs 12/09/16 To Liquidnet Inc @ 27.8893	12/14/16	6,965.92	-711.83
Sold 175 Shs 12/12/16 To Instinet @ 27.8808	12/15/16	4,877.72	-496.71
Sold 300 Shs 12/13/16 To Liquidnet Inc @ 28.0563	12/16/16	8,409.20	-804.10
Global Pmts Inc Com Sold 150 Shs 06/27/16 To Instinet @ 68.2186	06/30/16	10,231.43	1,822.21
Sold 100 Shs 12/14/16 To Instinet @ 71.91	12/19/16	7,190.09	1,583.95
Grand Canyon Ed Inc Com Sold 300 Shs 11/17/16 To Liquidnet Inc @ 56.317	11/22/16	16,887.23	4,705.79
Sold 300 Shs 11/18/16 To Liquidnet Inc @ 56.3031	11/23/16	16,883.06	4,909.69
Sold 475 Shs 11/29/16 To Liquidnet Inc @ 56.9723	12/02/16	27,049.37	8,602.53
Sold 150 Shs 11/30/16 To Liquidnet Inc @ 56.9142	12/05/16	8,533.19	2,760.93
Sold 225 Shs 12/09/16 To Liquidnet Inc @ 60.9339	12/14/16	13,704.20	5,057.69

WESTLAKE HEALTH FDN - VAUGHAN NELSON**Account Number:**
Statement Period:**71-N279-08-9**
01/01/16 - 12/31/16

Sale Activity			
	Date	Proceeds	Realized Gain/Loss
Sold 75 Shs 12/12/16 To Instinet @ 58.558	12/15/16	4,391.19	1,509.58
Sold 100 Shs 12/13/16 To Liquidnet Inc @ 58.2955	12/16/16	5,826.92	1,984.78
Sold 125 Shs 12/14/16 To Instinet @ 57.724	12/19/16	7,214.40	2,413.37
Gulfport Energy Corp Com New Sold 950 Shs 12/09/16 To Liquidnet Inc @ 29.5954	12/14/16	28,091.26	-2,978.30
Sold 250 Shs 12/09/16 To Instinet @ 29.7094	12/14/16	7,425.30	-750.90
Sold 225 Shs 12/12/16 To Liquidnet Inc @ 27.8812	12/15/16	6,267.50	-1,091.08
Sold 50 Shs 12/13/16 To Liquidnet Inc @ 27.6334	12/16/16	1,380.38	-254.86
HCA Holdings Inc Com Sold 1075 Shs 11/09/16 To Dain Rauscher Incorporated @ 70.1828	11/15/16	75,415.30	-17,843.85
Sold 525 Shs 11/11/16 To Knight Direct LLC @ 68.7756	11/16/16	36,093.27	-9,451.90
Sold 775 Shs 12/02/16 To R W Baird & Co @ 70.4964	12/07/16	54,612.20	-12,621.14
HD Supply Hldgs Inc Com Sold 225 Shs 01/08/16 To Instinet @ 27.4713	01/13/16	6,174.73	-1,210.74
Sold 25 Shs 02/08/16 To Liquidnet Inc @ 23.88	02/11/16	596.35	-224.26
Sold 350 Shs 02/08/16 To Instinet @ 22.8633	02/11/16	7,992.38	-3,496.12
Sold 275 Shs 03/10/16 To Raymond James & Associates @ 27.246	03/15/16	7,484.92	-1,541.76
Sold 100 Shs 06/27/16 To Liquidnet Inc @ 33.365	06/30/16	3,334.42	51.99

WESTLAKE HEALTH FDN - VAUGHAN NELSON**Account Number:**
Statement Period:**71-N279-08-9**
01/01/16 - 12/31/16**Sale Activity**

	Date	Proceeds	Realized Gain/Loss
Sold 475 Shs 06/27/16 To Instinet @ 32.7821	06/30/16	15,567.60	-23.94
Sold 225 Shs 07/14/16 To Weeden & Co @ 36.5292	07/19/16	8,214.39	828.92
Sold 275 Shs 07/14/16 To Instinet @ 36.3819	07/19/16	10,002.74	976.06
Sold 150 Shs 12/14/16 To Instinet @ 41.93	12/19/16	6,288.23	1,364.58
Hsn Inc Com Sold 50 Shs 02/05/16 To Knight Direct LLC @ 44.111	02/10/16	2,205.26	-801.20
Sold 125 Shs 02/08/16 To Knight Direct LLC @ 42.102	02/11/16	5,262.02	-2,254.13
Sold 425 Shs 02/09/16 To Liquidnet Inc @ 41.6532	02/12/16	17,691.65	-7,863.26
Sold 50 Shs 02/09/16 To Knight Direct LLC @ 42.0771	02/12/16	2,103.57	-902.89
Sold 25 Shs 08/16/16 To Liquidnet Inc @ 44.4318	08/19/16	1,110.27	-392.96
Sold 50 Shs 08/16/16 To Instinet @ 44.3987	08/19/16	2,219.51	-786.95
Sold 25 Shs 08/17/16 To Liquidnet Inc @ 43.6811	08/22/16	1,091.50	-411.73
Sold 150 Shs 08/17/16 To Instinet @ 43.4002	08/22/16	6,508.75	-2,510.63
Sold 250 Shs 08/18/16 To Liquidnet Inc @ 44.0237	08/23/16	11,000.69	-4,031.61
Sold 175 Shs 08/18/16 To Instinet @ 43.9056	08/23/16	7,682.00	-2,840.61
Sold 325 Shs 12/05/16 To Liquidnet Inc @ 36.271	12/08/16	11,779.69	-7,762.31
Sold 250 Shs 12/06/16 To Liquidnet Inc @ 35.9979	12/09/16	8,993.03	-5,974.65
Sold 100 Shs 12/07/16 To Liquidnet Inc @ 35.9156	12/12/16	3,588.98	-1,766.66

WESTLAKE HEALTH FDN - VAUGHAN NELSON

Account Number:
Statement Period:

71-N279-08-9
01/01/16 - 12/31/16

Sale Activity

	Date	Proceeds	Realized Gain/Loss
Sold 125 Shs 12/08/16 To Liquidnet Inc @ 36.1677	12/13/16	4,517.73	-1,943.19
Harman Intl Inds Inc New Com Sold 425 Shs 05/27/16 To Liquidnet Inc @ 77.2725	06/02/16	32,831.59	-9,377.46
Sold 125 Shs 05/31/16 To Instinet @ 78.4919	06/03/16	9,810.33	-2,604.10
Hartford Finl Svcs Group Inc Com Sold 100 Shs 12/14/16 To Instinet @ 47.91	12/19/16	4,790.14	793.45
Herc Hldgs Inc Com Sold 230 Shs 10/19/16 To Oppenheimer & Co Inc @ 29.5514	10/24/16	6,790.34	-5,398.20
Sold 130 Shs 10/19/16 To Liquidnet Inc @ 29.5678	10/24/16	3,841.12	-2,831.62
Sold 50 Shs 10/20/16 To Instinet @ 30.029	10/25/16	1,500.03	-666.12
Hertz Global Hldgs Inc Com Sold 50 Shs 12/14/16 To Instinet @ 24.15	12/19/16	1,207.09	-2,372.93
Ingevity Corp Com Reversed on 07/07/2016 Adj Cost for Spinoff Cost Allocation Sold .500 Shs 06/20/16 To Misc Broker @ 33.8092	06/20/16	16.90	16.90
To Reverse Entry of 06/20/16 Adj Cost for Spinoff Cost Allocation Sold .500 Shs 06/20/16 To Misc Broker @ 33.8092	07/07/16	-16.90	-16.90
Sold .500 Shs 06/20/16 To Misc Broker @ 33.8092	07/07/16	16.90	-0.78
Sold 65 Shs 07/28/16 To Liquidnet Inc @ 39.0082	08/02/16	2,534.17	236.00
Sold 55 Shs 07/29/16 To Instinet @ 38.3514	08/03/16	2,108.87	164.27

WESTLAKE HEALTH FDN - VAUGHAN NELSON**Account Number:**
Statement Period:**71-N279-08-9**
01/01/16 - 12/31/16**Sale Activity**

	Date	Proceeds	Realized Gain/Loss
Sold 29 Shs 08/01/16 To Instinet @ 39.0396	08/04/16	1,131.90	106.56
Sold 44 Shs 08/03/16 To Instinet @ 38.0263	08/08/16	1,672.79	117.11
Sold 44 Shs 08/04/16 To Btig LLC @ 42 0388	08/09/16	1,848.78	293.10
Investors Bancorp Inc New Com Sold 675 Shs 06/24/16 To Liquidnet Inc @ 11.2741	06/29/16	7,596.35	-829.78
Sold 100 Shs 06/27/16 To Liquidnet Inc @ 10.785	06/30/16	1,076.47	-163.65
Sold 1200 Shs 06/27/16 To Instinet @ 10 7814	06/30/16	12,928.39	-1,380.50
Sold 875 Shs 06/28/16 To Instinet @ 10.7509	07/01/16	9,400.27	-984.75
Sold 500 Shs 12/14/16 To Instinet @ 13.78	12/19/16	6,886.09	951.79
Jarden Corp Com To Remove 3,825 Shs for Newell Brands Inc and Cash Stock Rate: 0.862 Per Sh Held Cash Rate: 21.00 Per Sh Held Partial Taxable Exchange	04/18/16	226,075.52	29,360.75
Kar Auction Svcs Inc Com Sold 125 Shs 12/14/16 To Instinet @ 42.796	12/19/16	5,348.44	721.42
Lennar Corp Cl A Sold 300 Shs 12/02/16 To Liquidnet Inc @ 42.0676	12/07/16	12,612.50	-2,769.37
Sold 1800 Shs 12/05/16 To Oppenheimer & Co Inc @ 42 2388	12/08/16	75,992.18	-15,995.67
Sold 475 Shs 12/06/16 To Liquidnet Inc @ 43.0919	12/09/16	20,456.32	805.56

WESTLAKE HEALTH FDN - VAUGHAN NELSON

Account Number:
Statement Period:

71-N279-08-9
01/01/16 - 12/31/16

Sale Activity			
	Date	Proceeds	Realized Gain/Loss
Mednax Inc Com Sold 100 Shs 12/14/16 To Instinet @ 65.77	12/19/16	6,576.10	-608.96
Micron Technology Inc Com Sold 575 Shs 04/29/16 To Instinet @ 10.9398	05/04/16	6,285.94	-3,723.37
Sold 250 Shs 12/14/16 To Instinet @ 20.06	12/19/16	5,013.01	661.13
Milacron Hldgs Corp Com Sold 100 Shs 04/11/16 To Liquidnet Inc @ 16.3038	04/14/16	1,627.84	-373.65
Sold 100 Shs 04/12/16 To Instinet @ 16.3035	04/15/16	1,629.56	-371.93
Sold 150 Shs 04/13/16 To Liquidnet Inc @ 16.36	04/18/16	2,450.19	-552.05
Sold 50 Shs 04/13/16 To Instinet @ 16.3323	04/18/16	815.22	-185.52
Sold 50 Shs 04/14/16 To Liquidnet Inc @ 16.4	04/19/16	818.73	-182.02
Sold 150 Shs 04/14/16 To Btig LLC @ 16.3732	04/19/16	2,452.92	-549.32
Sold 275 Shs 04/15/16 To Btig LLC @ 16.2176	04/20/16	4,454.24	-1,049.86
Sold 75 Shs 06/27/16 To Liquidnet Inc @ 14.1946	06/30/16	1,063.07	-438.05
Sold 100 Shs 06/28/16 To Liquidnet Inc @ 14.0575	07/01/16	1,403.71	-597.78
Sold 75 Shs 06/28/16 To Instinet @ 14.085	07/01/16	1,055.79	-445.33
Sold 50 Shs 06/29/16 To Instinet @ 14.2118	07/05/16	709.19	-291.55
Sold 125 Shs 06/30/16 To Liquidnet Inc @ 14.2917	07/06/16	1,783.92	-717.94

WESTLAKE HEALTH FDN - VAUGHAN NELSON

Account Number:
Statement Period:

71-N279-08-9
01/01/16 - 12/31/16

Sale Activity			
	Date	Proceeds	Realized Gain/Loss
Sold 25 Shs 08/02/16 To Liquidnet Inc @ 16.3266	08/05/16	407.66	-92.71
Sold 625 Shs 08/02/16 To Oppenheimer & Co Inc @ 16.25	08/05/16	10,143.52	-2,365.79
Sold 50 Shs 09/09/16 To Liquidnet Inc @ 15.8243	09/14/16	790.20	-210.55
Sold 25 Shs 09/09/16 To Oppenheimer & Co Inc @ 15.96	09/14/16	398.49	-101.88
Sold 125 Shs 09/12/16 To Oppenheimer & Co Inc @ 15.0267	09/15/16	1,875.79	-626.07
Sold 50 Shs 09/12/16 To Instinet @ 15.2498	09/15/16	761.09	-239.65
Sold 25 Shs 10/03/16 To Liquidnet Inc @ 16.08	10/06/16	401.49	-98.88
Sold 25 Shs 10/03/16 To Instinet @ 16.018	10/06/16	400.25	-100.12
Sold 25 Shs 10/04/16 To Instinet @ 16.0426	10/07/16	400.87	-99.50
Sold 100 Shs 10/05/16 To J P Morgan Clearing Corp. @ 16.2555	10/11/16	1,622.76	-378.74
Sold 50 Shs 10/06/16 To Instinet @ 16.0348	10/12/16	801.34	-199.41
Sold 50 Shs 10/07/16 To Instinet @ 16.0008	10/13/16	798.64	-173.60
Sold 250 Shs 10/10/16 To Oppenheimer & Co Inc @ 16	10/13/16	3,994.91	-723.82
Sold 50 Shs 10/10/16 To Instinet @ 16.0251	10/13/16	799.86	-143.89
Sold 300 Shs 12/14/16 To Instinet @ 18.52	12/19/16	5,553.62	-108.98
Mohawk Inds Inc Com Sold 25 Shs 12/14/16 To Instinet @ 201.72	12/19/16	5,042.70	49.95

WESTLAKE HEALTH FDN - VAUGHAN NELSON

Account Number:
Statement Period:

71-N279-08-9
01/01/16 - 12/31/16

Sale Activity			
	Date	Proceeds	Realized Gain/Loss
NCR Corp New Com			
Sold 475 Shs 03/04/16	03/09/16	11,721.07	-151.93
To Knight Direct LLC			
@ 24.6815			
Sold 150 Shs 03/07/16	03/10/16	3,807.90	58.53
To Instinet			
@ 25.4141			
Sold 225 Shs 06/24/16	06/29/16	6,315.18	691.13
To Knight Direct LLC			
@ 28.0731			
Sold 225 Shs 06/27/16	06/30/16	5,760.16	136.10
To Liquidnet Inc			
@ 25.6213			
Sold 525 Shs 06/27/16	06/30/16	13,383.37	260.57
To Instinet			
@ 25.5002			
Sold 175 Shs 06/28/16	07/01/16	4,499.15	124.89
To Liquidnet Inc			
@ 25.73			
Sold 350 Shs 06/28/16	07/01/16	9,002.64	254.11
To Instinet			
@ 25.7499			
Sold 125 Shs 12/14/16	12/19/16	5,159.72	2,035.25
To Instinet			
@ 41.2862			
Nasdaq, Inc			
Sold 50 Shs 03/04/16	03/09/16	3,209.85	651.73
To Knight Direct LLC			
@ 64.2233			
Sold 175 Shs 03/04/16	03/09/16	11,240.30	2,286.88
To Stifel Nicolaus & Co			
@ 64.2592			
Sold 250 Shs 03/24/16	03/30/16	15,982.65	3,192.05
To Instinet			
@ 63.9395			
Sold 75 Shs 12/02/16	12/07/16	4,795.92	958.74
To Liquidnet Inc			
@ 63.9721			
Sold 525 Shs 12/05/16	12/08/16	34,004.65	7,144.39
To SBC Warburg Dillon Reed Inc.			
@ 64.7997			
Sold 50 Shs 12/14/16	12/19/16	3,441.54	883.42
To Instinet			
@ 68.84			
New Residential Invt Corp Com New			
Sold 1375 Shs 11/09/16	11/15/16	19,531.30	1,585.13
To Liquidnet Inc			
@ 14.2299			

WESTLAKE HEALTH FDN - VAUGHAN NELSON

Account Number:
Statement Period:

71-N279-08-9
01/01/16 - 12/31/16

Sale Activity

	Date	Proceeds	Realized Gain/Loss
Sold 500 Shs 11/10/16 To Knight Direct LLC @ 14.2257	11/16/16	7,100.19	635.71
Sold 200 Shs 11/11/16 To Liquidnet Inc @ 14.1906	11/16/16	2,833.05	249.69
Sold 725 Shs 11/11/16 To Knight Direct LLC @ 14.1907	11/16/16	10,269.91	932.00
Sold 275 Shs 11/14/16 To Knight Direct LLC @ 14.2159	11/17/16	3,902.40	369.92
Sold 575 Shs 12/14/16 To Instinet @ 15.72	12/19/16	9,034.49	1,744.38
Newell Brands Inc Sold .150 Shs 05/10/16 To Misc Broker @ 44.746	05/10/16	6.71	-0.01
Sold 200 Shs 12/14/16 To Instinet @ 47.05	12/19/16	9,408.29	567.29
Pvh Corp Com Sold 150 Shs 02/08/16 To Instinet @ 71.014	02/11/16	10,650.77	-7,090.51
Sold 200 Shs 06/24/16 To Instinet @ 95.3327	06/29/16	19,060.62	-4,594.42
Sold 300 Shs 06/27/16 To Instinet @ 85.3847	06/30/16	25,606.60	-9,875.96
Sold 25 Shs 07/05/16 To Liquidnet Inc @ 92.055	07/08/16	2,300.82	-656.06
Sold 150 Shs 07/05/16 To Instinet @ 92.2161	07/08/16	13,827.98	-3,913.30
Sold 50 Shs 10/21/16 To Instinet @ 109.1519	10/26/16	5,456.10	-457.66
Sold 25 Shs 12/14/16 To Instinet @ 101.81	12/19/16	2,545.00	-411.88
Packaging Corp of America Com Sold 75 Shs 12/14/16 To Instinet @ 86.6904	12/19/16	6,501.07	1,606.62

WESTLAKE HEALTH FDN - VAUGHAN NELSONAccount Number:
Statement Period:71-N279-08-9
01/01/16 - 12/31/16**Sale Activity**

	Date	Proceeds	Realized Gain/Loss
Pacwest Bancorp Del Com			
Sold 200 Shs 06/24/16	06/29/16	7,654.57	-1,405.55
To Liquidnet Inc			
@ 38.2937			
Sold 100 Shs 06/27/16	06/30/16	3,613.30	-637.11
To Instinet			
@ 36.1413			
Sold 350 Shs 06/28/16	07/01/16	12,798.83	-2,077.61
To Instinet			
@ 36.5764			
Sold 325 Shs 07/05/16	07/08/16	12,270.30	-1,543.53
To Instinet			
@ 37.7631			
Sold 275 Shs 07/06/16	07/11/16	10,395.13	-1,293.50
To Weeden & Co			
@ 37.8213			
Sold 125 Shs 12/14/16	12/19/16	6,678.91	1,365.90
To Instinet			
@ 53.44			
Premier Inc Cl A			
Sold 200 Shs 12/14/16	12/19/16	6,226.36	-542.07
To Instinet			
@ 31.14			
QEP Res Inc Com			
Sold 325 Shs 12/14/16	12/19/16	6,279.67	401.98
To Instinet			
@ 19.33			
Quintiles Transnational Corp Com			
Sold .600 Shs 10/21/16	10/21/16	45.25	3.02
To Misc Broker			
@ 75.4166666			
Sold 475 Shs 12/02/16	12/07/16	35,386.10	2,535.19
To Liquidnet Inc			
@ 74.5237			
Sold 50 Shs 12/14/16	12/19/16	3,949.53	537.55
To Instinet			
@ 79			
Quorum Health Corp Com			
Sold 434 Shs 05/06/16	05/11/16	4,009.51	-7,006.10
To Cantor Fitzgerald & Co			
@ 9.2587			
Sold 178 Shs 05/06/16	05/11/16	1,676.80	-1,659.35
To Instinet			
@ 9.448			
Sold .500 Shs 06/07/16	06/07/16	6.42	-2.94
To Misc Broker			
@ 12.839			

WESTLAKE HEALTH FDN - VAUGHAN NELSON

Account Number:
Statement Period:

71-N279-08-9
01/01/16 - 12/31/16

Sale Activity			
	Date	Proceeds	Realized Gain/Loss
Reinsurance Group Amer Inc Com New			
Sold 175 Shs 10/20/16	10/25/16	19,052.38	3,094.97
To Instinet			
@ 108.9006			
Sold 150 Shs 10/21/16	10/26/16	16,105.63	2,427.85
To Instinet			
@ 107.4008			
Sold 75 Shs 12/14/16	12/19/16	9,560.23	2,721.34
To Instinet			
@ 127.48			
Reliance Stl & Alum Co Com			
Sold 250 Shs 01/08/16	01/13/16	13,626.96	-781.94
To Instinet			
@ 54.5364			
Sold 100 Shs 03/04/16	03/09/16	6,382.87	619.31
To Instinet			
@ 63.8576			
Sold 100 Shs 03/07/16	03/10/16	6,494.97	731.41
To Instinet			
@ 64.9787			
Sold 150 Shs 04/11/16	04/14/16	10,493.32	1,847.98
To Instinet			
@ 69.9845			
Sold 150 Shs 04/12/16	04/15/16	10,463.90	1,818.56
To Instinet			
@ 69.7884			
Sold 75 Shs 12/14/16	12/19/16	6,258.80	1,936.13
To Instinet			
@ 83.46			
Ringcentral Inc Cl A			
Sold 175 Shs 12/14/16	12/19/16	3,923.61	836.38
To Instinet			
@ 22.4286			
Rite Aid Corp Com			
Sold 425 Shs 05/27/16	06/02/16	3,287.17	-215.30
To Liquidnet Inc			
@ 7.7547			
Sold 4925 Shs 05/27/16	06/02/16	37,977.31	-2,610.11
To Instinet			
@ 7.7388			
Sold 1100 Shs 05/31/16	06/03/16	8,463.43	-601.78
To Instinet			
@ 7.7017			
Sold 3500 Shs 05/31/16	06/03/16	26,875.56	-1,968.29
To J P Morgan Clearing Corp.			
@ 7.7064			
Sold 3400 Shs 06/01/16	06/06/16	26,192.68	-1,827.06
To Instinet			
@ 7.7314			

WESTLAKE HEALTH FDN - VAUGHAN NELSON

Account Number:
Statement Period:

71-N279-08-9
01/01/16 - 12/31/16

Sale Activity			
	Date	Proceeds	Realized Gain/Loss
Sold 2850 Shs 06/02/16 To Instinet @ 7.751	06/07/16	22,011.48	-1,267.92
Sold 1100 Shs 06/03/16 To Instinet @ 7.7268	06/08/16	8,469.04	-115.04
Sold 2175 Shs 06/06/16 To Instinet @ 7.7562	06/09/16	16,809.56	-103.20
Sold 2575 Shs 06/07/16 To Instinet @ 7.7399	06/10/16	19,858.99	-150.82
SEI Invts Co Com Sold 250 Shs 02/08/16 To Instinet @ 34.5927	02/11/16	8,641.14	-3,904.93
Sold 225 Shs 02/11/16 To Liquidnet Inc @ 34.1226	02/17/16	7,671.79	-3,619.68
Sold 200 Shs 02/11/16 To Instinet @ 34.0542	02/17/16	6,809.19	-3,227.67
Sold 250 Shs 06/27/16 To Instinet @ 44.7307	06/30/16	11,180.55	-1,365.52
Sold 100 Shs 12/14/16 To Instinet @ 49.86	12/19/16	4,985.14	-33.29
Sabre Corp Com Sold 375 Shs 01/12/16 To Instinet @ 25.9436	01/15/16	9,718.36	-868.90
Sold 25 Shs 01/29/16 To Liquidnet Inc @ 25.045	02/03/16	625.48	-80.34
Sold 350 Shs 01/29/16 To Instinet @ 24.9602	02/03/16	8,733.27	-1,148.17
Sold 250 Shs 02/01/16 To Knight Direct LLC @ 25.2177	02/04/16	6,303.06	-755.12
Sold 575 Shs 02/08/16 To Fbr Capital Markets & Co @ 22.9462	02/11/16	13,182.33	-3,051.47
Sold 25 Shs 02/08/16 To Instinet @ 23.3702	02/11/16	583.55	-122.27
Sold 725 Shs 12/02/16 To Liquidnet Inc @ 25.5061	12/07/16	18,473.38	-1,995.33

WESTLAKE HEALTH FDN - VAUGHAN NELSON**Account Number:**
Statement Period:**71-N279-08-9**
01/01/16 - 12/31/16**Sale Activity**

	Date	Proceeds	Realized Gain/Loss
Sold 1050 Shs 12/05/16 To Oppenheimer & Co Inc @ 25.4034	12/08/16	26,651.98	-2,992.35
Sold 1400 Shs 12/06/16 To Liquidnet Inc @ 25.1484	12/09/16	35,171.99	-4,353.79
Servicemaster Global Hldgs Inc Com Sold 175 Shs 02/05/16 To Knight Direct LLC @ 38.1674	02/10/16	6,674.80	575.44
Sold 100 Shs 02/08/16 To Liquidnet Inc @ 34.72	02/11/16	3,469.43	-15.92
Sold 425 Shs 02/08/16 To Instinet @ 35.2316	02/11/16	14,961.46	148.72
Sold 50 Shs 02/08/16 To Btig LLC @ 34.85	02/11/16	1,741.46	-1.22
Sold 50 Shs 02/09/16 To Liquidnet Inc @ 34.455	02/12/16	1,721.46	-21.21
Sold 200 Shs 02/09/16 To Instinet @ 35.2644	02/12/16	7,047.25	76.55
Sold 75 Shs 02/10/16 To Liquidnet Inc @ 36.559	02/16/16	2,739.99	125.98
Sold 525 Shs 02/10/16 To Instinet @ 36.6977	02/16/16	19,251.43	953.34
Sold 100 Shs 12/14/16 To Instinet @ 38.48	12/19/16	3,847.16	361.81
Skyworks Solutions Inc Com Sold 450 Shs 06/02/16 To Instinet @ 66.9517	06/07/16	30,115.23	-8,583.47
Sold 475 Shs 06/03/16 To Btig LLC @ 67.294	06/08/16	31,954.45	-8,894.17
Sold 350 Shs 06/03/16 To Instinet @ 67.1535	06/08/16	23,493.58	-6,576.95
Sold 300 Shs 06/06/16 To Instinet @ 66.5213	06/09/16	19,953.70	-1,508.44

WESTLAKE HEALTH FDN - VAUGHAN NELSON**Account Number:**
Statement Period:**71-N279-08-9**
01/01/16 - 12/31/16**Sale Activity**

	Date	Proceeds	Realized Gain/Loss
--	------	----------	--------------------

Snap on Inc Com			
Sold 50 Shs 01/08/16	01/13/16	8,175.96	303.70
To Instinet			
@ 163.55			
Sold 25 Shs 06/27/16	06/30/16	3,714.78	-221.35
To Instinet			
@ 148.6024			
Sold 25 Shs 12/14/16	12/19/16	4,346.96	410.83
To Instinet			
@ 173.89			
Spectrum Brands Hldgs Inc Com			
Sold 325 Shs 12/01/16	12/06/16	37,377.26	5,828.24
To Liquidnet Inc			
@ 115.0345			
Sold 125 Shs 12/02/16	12/07/16	14,635.30	2,501.06
To Liquidnet Inc			
@ 117.11			
Sold 375 Shs 12/02/16	12/07/16	43,935.50	7,532.79
To Liquidnet Inc			
@ 117.1889			
Sold 275 Shs 12/05/16	12/08/16	31,893.31	5,197.99
To Btig LLC			
@ 115.9982			
Synchrony Finl Com			
Sold 675 Shs 02/08/16	02/11/16	16,388.21	-5,597.37
To Liquidnet Inc			
@ 24.3043			
Sold 250 Shs 02/08/16	02/11/16	6,101.23	-2,041.32
To Instinet			
@ 24.4329			
Sold 225 Shs 12/14/16	12/19/16	8,089.13	760.84
To Instinet			
@ 35.96			
Tailored Brands Inc Com			
Sold 475 Shs 02/17/16	02/22/16	6,511.38	-19,638.89
To Liquidnet Inc			
@ 13.7335			
Sold 150 Shs 02/17/16	02/22/16	2,052.89	-6,205.09
To Instinet			
@ 13.6938			
Sold 100 Shs 02/18/16	02/23/16	1,377.20	-4,128.12
To Instinet			
@ 13.7799			
Sold 225 Shs 03/04/16	03/09/16	3,690.16	-8,696.81
To Knight Direct LLC			
@ 16.4261			
Sold 100 Shs 12/14/16	12/19/16	2,696.19	-2,809.13
To Instinet			
@ 26.97			

WESTLAKE HEALTH FDN - VAUGHAN NELSON

Account Number:
Statement Period:

71-N279-08-9
01/01/16 - 12/31/16

Sale Activity			
	Date	Proceeds	Realized Gain/Loss
Tenneco Inc			
Sold 125 Shs 04/11/16	04/14/16	5,791.63	-236.39
To Instinet			
@ 46.3616			
Sold 150 Shs 04/12/16	04/15/16	6,957.96	-83.08
To Instinet			
@ 46.415			
Sold 225 Shs 04/13/16	04/18/16	10,761.40	257.63
To Instinet			
@ 47.857			
Sold 100 Shs 05/27/16	06/02/16	5,435.71	767.37
To Instinet			
@ 54.3858			
Sold 25 Shs 05/31/16	06/03/16	1,343.85	176.77
To Liquidnet Inc			
@ 53.7752			
Sold 125 Shs 05/31/16	06/03/16	6,752.54	917.11
To Oppenheimer & Co Inc			
@ 54.049			
Sold 500 Shs 06/01/16	06/06/16	26,092.18	2,750.48
To Oppenheimer & Co Inc			
@ 52.213			
Sold 75 Shs 06/01/16	06/06/16	3,916.65	415.39
To Instinet			
@ 52.2307			
Sold 575 Shs 06/02/16	06/07/16	30,431.90	3,588.95
To Oppenheimer & Co Inc			
@ 52.9537			
Sold 100 Shs 06/02/16	06/07/16	5,276.50	608.16
To Instinet			
@ 52.7737			
Total Sys Svcs Inc Com			
Sold 125 Shs 01/22/16	01/27/16	5,684.41	-24.68
To Liquidnet Inc			
@ 45.5012			
Sold 725 Shs 01/22/16	01/27/16	33,032.49	-80.21
To Oppenheimer & Co Inc			
@ 45.5904			
Sold 100 Shs 01/25/16	01/28/16	4,479.45	-87.82
To Liquidnet Inc			
@ 44.8204			
Sold 425 Shs 01/25/16	01/28/16	19,292.56	-118.34
To Instinet			
@ 45.4226			
Trinet Group Inc Com			
Sold 575 Shs 02/17/16	02/22/16	7,662.28	-2,132.73
To Oppenheimer & Co Inc			
@ 13.3535			

WESTLAKE HEALTH FDN - VAUGHAN NELSON

Account Number:
Statement Period:

71-N279-08-9
01/01/16 - 12/31/16

Sale Activity

	Date	Proceeds	Realized Gain/Loss
Sold 50 Shs 02/17/16 To Btig LLC @ 13.45	02/22/16	671.48	-180.26
Sold 75 Shs 02/17/16 To Instinet @ 13.3808	02/22/16	1,001.47	-276.14
Sold 100 Shs 02/18/16 To Liquidnet Inc @ 12.8722	02/23/16	1,284.69	-418.79
Sold 900 Shs 02/18/16 To Oppenheimer & Co Inc @ 12.7727	02/23/16	11,470.42	-3,860.90
Sold 25 Shs 02/19/16 To Knight Direct LLC @ 12.7862	02/24/16	319.02	-106.85
Sold 675 Shs 02/19/16 To Oppenheimer & Co Inc @ 12.712	02/24/16	8,561.85	-2,936.64
Sold 500 Shs 02/22/16 To Instinet @ 13.3629	02/25/16	6,677.55	-1,839.86
Sold 175 Shs 02/23/16 To Instinet @ 13.0364	02/26/16	2,276.51	-704.58
Sold 75 Shs 02/24/16 To Instinet @ 12.8161	02/29/16	959.12	-318.49
United Rentals Inc Com Sold 150 Shs 03/04/16 To Knight Direct LLC @ 57.4123	03/09/16	8,610.91	-1,540.22
Sold 600 Shs 10/19/16 To Liquidnet Inc @ 75.9888	10/24/16	45,580.28	4,975.75
Sold 50 Shs 12/14/16 To Instinet @ 105.77	12/19/16	5,288.00	43.50
Vwr Corp Com Sold 350 Shs 12/14/16 To Instinet @ 25.9951	12/19/16	9,095.46	-54.21
Wabco Hldgs Inc Com Sold 125 Shs 02/11/16 To Instinet @ 87.0367	02/17/16	10,875.91	-3,432.40
Sold 50 Shs 02/12/16 To Instinet @ 90.9785	02/18/16	4,547.45	-1,175.88

WESTLAKE HEALTH FDN - VAUGHAN NELSON

Account Number:
Statement Period:

71-N279-08-9
01/01/16 - 12/31/16

Sale Activity

	Date	Proceeds	Realized Gain/Loss
Sold 250 Shs 06/24/16 To Liquidnet Inc @ 95.0899	06/29/16	23,766.96	-4,849.67
Sold 250 Shs 06/24/16 To Knight Direct LLC @ 95.3227	06/29/16	23,823.91	-4,792.72
Sold 100 Shs 06/27/16 To Liquidnet Inc @ 90.47	06/30/16	9,044.80	-2,401.85
Sold 225 Shs 06/27/16 To Instinet @ 89.158	06/30/16	20,058.42	-5,196.02
Westrock Co Com Sold 425 Shs 02/11/16 To Liquidnet Inc @ 29.9598	02/17/16	12,722.01	-11,952.98
Sold 375 Shs 02/11/16 To Instinet @ 30.0628	02/17/16	11,270.49	-10,501.56
Sold 50 Shs 12/14/16 To Instinet @ 51.29	12/19/16	2,564.06	-44.24
Wpx Energy Inc Com Sold 450 Shs 12/14/16 To Instinet @ 14.77	12/19/16	6,642.97	561.04
BMO Govt Money Market Fd Y # 605 Sales (70) 01/01/16 To 12/31/16	12/31/16	1,110,620.18	
Total Sales		\$ 5,356,085.05	\$ -497,835.35

Non-Cash Activity

	Date	Cost
Caesarstone LTD Caesarstone Sdot Yam LTD Ord Shs Changed Name To	06/20/16	
Reversed on 02/02/2016 To Post Pending Trade Avago Technologies LTD Shs Changed Name To Broadcom LTD Shs	02/01/16	-63,366.55
To Reverse Entry of 02/01/16 To Post Pending Trade Avago Technologies LTD Shs Changed Name To Broadcom LTD Shs	02/01/16	63,366.55