



See a Social Security Number? Say Something!
Report Privacy Problems to <https://public.resource.org/privacy>
Or call the IRS Identity Theft Hotline at 1-800-908-4490



Return of Private Foundation

2015

Open to Public Inspection

Department of the Treasury
Internal Revenue Service

or Section 4947(a)(1) Trust Treated as Private Foundation
Do not enter social security numbers on this form as it may be made public.
Information about Form 990-PF and its separate instructions is at www.irs.gov/form990pf

For calendar year 2015 or tax year beginning 10/01, 2015, and ending 09/30, 2016

Name of foundation LUCY & EMILY BEASLEY CHARITABLE TRUST
V15913003

Number and street (or P O box number if mail is not delivered to street address) 10 S DEARBORN IL1-0111
Room/suite _____
City or town, state or province, country, and ZIP or foreign postal code CHICAGO, IL 60603

A Employer identification number 34-1350747

B Telephone number (see instructions) 866-888-5157

C If exemption application is pending, check here

D 1 Foreign organizations, check here
2 Foreign organizations meeting the 85% test, check here and attach computation

E If private foundation status was terminated under section 507(b)(1)(A), check here

F If the foundation is in a 60-month termination under section 507(b)(1)(B), check here

G Check all that apply: Initial return Initial return of a former public charity
 Final return Amended return
 Address change Name change

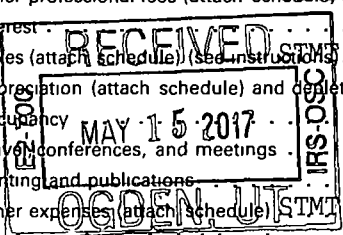
H Check type of organization: Section 501(c)(3) exempt private foundation
 Section 4947(a)(1) nonexempt charitable trust Other taxable private foundation

Fair market value of all assets at end of year (from Part II, col. (c), line 16) \$ 7,251,250.

J Accounting method Cash Accrual
 Other (specify) _____
(Part I, column (d) must be on cash basis)

SCANNED MAY 16 2017

Part I Analysis of Revenue and Expenses (The total of amounts in columns (b), (c), and (d) may not necessarily equal the amounts in column (a) (see instructions))		(a) Revenue and expenses per books	(b) Net investment income	(c) Adjusted net income	(d) Disbursements for charitable purposes (cash basis only)
Revenue	1 Contributions, gifts, grants, etc., received (attach schedule)				
	2 Check <input checked="" type="checkbox"/> if the foundation is not required to attach Sch. B.				
	3 Interest on savings and temporary cash investments				
	4 Dividends and interest from securities	195,853.	194,987.		
	5a Gross rents				
	b Net rental income or (loss)				
	6a Net gain or (loss) from sale of assets not on line 10	-19,559.			
	b Gross sales price for all assets on line 6a <u>3,611,111</u>				
	7 Capital gain net income (from Part IV, line 2)				
	8 Net short-term capital gain				
	9 Income modifications				
	10a Gross sales less returns and allowances				
b Less Cost of goods sold					
c Gross profit or (loss) (attach schedule)					
11 Other income (attach schedule)	5,061.	4,639.		STMT 1	
12 Total. Add lines 1 through 11	181,355.	199,626.			
Operating and Administrative Expenses	13 Compensation of officers, directors, trustees, etc.	93,641.	56,184.		37,456.
	14 Other employee salaries and wages		NONE	NONE	
	15 Pension plans, employee benefits		NONE	NONE	
	16a Legal fees (attach schedule)				
	b Accounting fees (attach schedule)				
	c Other professional fees (attach schedule)	59,047.	59,047.		
	17 Interest				
	18 Taxes (attach schedule) (see instructions)	1,776.	1,776.		
	19 Depreciation (attach schedule) and depletion				
	20 Occupancy				
	21 Travel, conferences, and meetings			NONE	NONE
	22 Printing and publications			NONE	NONE
	23 Other expenses (attach schedule)	200.			200.
	24 Total operating and administrative expenses. Add lines 13 through 23.	154,664.	117,007.	NONE	37,656.
	25 Contributions, gifts, grants paid	340,000.			340,000.
26 Total expenses and disbursements. Add lines 24 and 25.	494,664.	117,007.	NONE	377,656.	
27 Subtract line 26 from line 12					
a Excess of revenue over expenses and disbursements	-313,309.				
b Net investment income (if negative, enter -0-)		82,619.			
c Adjusted net income (if negative, enter -0-)					



25

Part II Balance Sheets		Attached schedules and amounts in the description column should be for end-of-year amounts only (See instructions)		Beginning of year	End of year	
		(a) Book Value	(b) Book Value	(c) Fair Market Value		
Assets	1	Cash - non-interest-bearing				
	2	Savings and temporary cash investments	87,741.	268,469.	268,469.	
	3	Accounts receivable ▶				
		Less allowance for doubtful accounts ▶				
	4	Pledges receivable ▶				
		Less allowance for doubtful accounts ▶				
	5	Grants receivable				
	6	Receivables due from officers, directors, trustees, and other disqualified persons (attach schedule) (see instructions)				
	7	Other notes and loans receivable (attach schedule) ▶				
		Less allowance for doubtful accounts ▶	NONE			
	8	Inventories for sale or use				
	9	Prepaid expenses and deferred charges				
	10a	Investments - U S and state government obligations (attach schedule)				
	b	Investments - corporate stock (attach schedule)	3,717,712.	3,344,137.	3,925,587.	
	c	Investments - corporate bonds (attach schedule)	2,432,257.	2,463,010.	2,513,177.	
	11	Investments - land, buildings, and equipment basis ▶				
	Less accumulated depreciation ▶ (attach schedule)					
12	Investments - mortgage loans					
13	Investments - other (attach schedule)	717,730.	564,449.	544,017.		
14	Land, buildings, and equipment basis ▶					
	Less accumulated depreciation ▶ (attach schedule)					
15	Other assets (describe ▶)					
16	Total assets (to be completed by all filers - see the instructions Also, see page 1, item I)	6,955,440.	6,640,065.	7,251,250.		
Liabilities	17	Accounts payable and accrued expenses				
	18	Grants payable				
	19	Deferred revenue				
	20	Loans from officers, directors, trustees, and other disqualified persons				
	21	Mortgages and other notes payable (attach schedule)				
22	Other liabilities (describe ▶)					
23	Total liabilities (add lines 17 through 22)			NONE		
Net Assets or Fund Balances	Foundations that follow SFAS 117, check here ▶ <input type="checkbox"/> and complete lines 24 through 26 and lines 30 and 31.					
	24	Unrestricted				
	25	Temporarily restricted				
	26	Permanently restricted				
	Foundations that do not follow SFAS 117, check here ▶ <input checked="" type="checkbox"/> and complete lines 27 through 31.					
	27	Capital stock, trust principal, or current funds	6,955,440.	6,640,065.		
	28	Paid-in or capital surplus, or land, bldg, and equipment fund				
29	Retained earnings, accumulated income, endowment, or other funds					
30	Total net assets or fund balances (see instructions)	6,955,440.	6,640,065.			
31	Total liabilities and net assets/fund balances (see instructions)	6,955,440.	6,640,065.			

Part III Analysis of Changes in Net Assets or Fund Balances

1	Total net assets or fund balances at beginning of year - Part II, column (a), line 30 (must agree with end-of-year figure reported on prior year's return)	1	6,955,440.
2	Enter amount from Part I, line 27a	2	-313,309.
3	Other increases not included in line 2 (itemize) ▶	3	
4	Add lines 1, 2, and 3	4	6,642,131.
5	Decreases not included in line 2 (itemize) ▶ COST BASIS ADJUSTMENT	5	2,066.
6	Total net assets or fund balances at end of year (line 4 minus line 5) - Part II, column (b), line 30	6	6,640,065.

Part IV Capital Gains and Losses for Tax on Investment Income

(a) List and describe the kind(s) of property sold (e.g., real estate, 2-story brick warehouse; or common stock, 200 shs MLC Co)				(b) How acquired P - Purchase D - Donation	(c) Date acquired (mo., day, yr.)	(d) Date sold (mo., day, yr.)
1a PUBLICLY TRADED SECURITIES						
b						
c						
d						
e						
(e) Gross sales price	(f) Depreciation allowed (or allowable)	(g) Cost or other basis plus expense of sale	(h) Gain or (loss) (e) plus (f) minus (g)			
a 3,611,111.		3,630,670.	-19,559.			
b						
c						
d						
e						
Complete only for assets showing gain in column (h) and owned by the foundation on 12/31/69						
(i) F.M.V. as of 12/31/69	(j) Adjusted basis as of 12/31/69	(k) Excess of col. (i) over col. (j), if any	(l) Gains (Col. (h) gain minus col. (k), but not less than -0-) or Losses (from col. (h))			
a			-19,559.			
b						
c						
d						
e						
2 Capital gain net income or (net capital loss)				2	-19,559.	
{ If gain, also enter in Part I, line 7 If (loss), enter -0- in Part I, line 7 }						
3 Net short-term capital gain or (loss) as defined in sections 1222(5) and (6).				3		
{ If gain, also enter in Part I, line 8, column (c) (see instructions). If (loss), enter -0- in Part I, line 8 }						

Part V Qualification Under Section 4940(e) for Reduced Tax on Net Investment Income

(For optional use by domestic private foundations subject to the section 4940(a) tax on net investment income.)

If section 4940(d)(2) applies, leave this part blank.

Was the foundation liable for the section 4942 tax on the distributable amount of any year in the base period? Yes No
 If "Yes," the foundation does not qualify under section 4940(e). Do not complete this part.

1 Enter the appropriate amount in each column for each year; see the instructions before making any entries.

(a) Base period years Calendar year (or tax year beginning in)	(b) Adjusted qualifying distributions	(c) Net value of noncharitable-use assets	(d) Distribution ratio (col (b) divided by col (c))
2014	420,124.	7,837,314.	0.053606
2013	387,335.	8,079,732.	0.047939
2012	381,982.	7,858,487.	0.048608
2011	403,464.	7,700,538.	0.052394
2010	368,593.	8,036,376.	0.045866
2 Total of line 1, column (d)			0.248413
3 Average distribution ratio for the 5-year base period - divide the total on line 2 by 5, or by the number of years the foundation has been in existence if less than 5 years			0.049683
4 Enter the net value of noncharitable-use assets for 2015 from Part X, line 5		7,224,635.	
5 Multiply line 4 by line 3			358,942.
6 Enter 1% of net investment income (1% of Part I, line 27b)			826.
7 Add lines 5 and 6			359,768.
8 Enter qualifying distributions from Part XII, line 4			377,656.

If line 8 is equal to or greater than line 7, check the box in Part VI, line 1b, and complete that part using a 1% tax rate. See the Part VI instructions.

Part VI Excise Tax Based on Investment Income (Section 4940(a), 4940(b), 4940(e), or 4948 - see instructions)

Table with 11 rows for excise tax calculations. Includes sub-sections 1a through 11. Total tax due is 826. Total credits and payments is 1,444. Total overpayment is 618.

Part VII-A Statements Regarding Activities

Table with 10 rows for activity statements. Includes questions 1a through 10 regarding political activities, IRS reporting, and foundation status. Marked with 'X' for 'Yes' or 'No'.

Part VII-A Statements Regarding Activities (continued)

11 At any time during the year, did the foundation, directly or indirectly, own a controlled entity within the meaning of section 512(b)(13)? If "Yes," attach schedule (see instructions).
12 Did the foundation make a distribution to a donor advised fund over which the foundation or a disqualified person had advisory privileges? If "Yes," attach statement (see instructions).
13 Did the foundation comply with the public inspection requirements for its annual returns and exemption application? Website address N/A
14 The books are in care of JPMORGAN CHASE BANK, NA Telephone no. (866) 888-5157 Located at 10 S DEARBORN; MC: IL1-0117, CHICAGO, IL ZIP+4 60603
15 Section 4947(a)(1) nonexempt charitable trusts filing Form 990-PF in lieu of Form 1041 - Check here and enter the amount of tax-exempt interest received or accrued during the year. 15
16 At any time during calendar year 2015, did the foundation have an interest in or a signature or other authority over a bank, securities, or other financial account in a foreign country? See the instructions for exceptions and filing requirements for FinCEN Form 114 If "Yes," enter the name of the foreign country

Part VII-B Statements Regarding Activities for Which Form 4720 May Be Required

File Form 4720 if any item is checked in the "Yes" column, unless an exception applies.

1a During the year did the foundation (either directly or indirectly)
(1) Engage in the sale or exchange, or leasing of property with a disqualified person?
(2) Borrow money from, lend money to, or otherwise extend credit to (or accept it from) a disqualified person?
(3) Furnish goods, services, or facilities to (or accept them from) a disqualified person?
(4) Pay compensation to, or pay or reimburse the expenses of, a disqualified person?
(5) Transfer any income or assets to a disqualified person (or make any of either available for the benefit or use of a disqualified person)?
(6) Agree to pay money or property to a government official? (Exception. Check "No" if the foundation agreed to make a grant to or to employ the official for a period after termination of government service, if terminating within 90 days).
b If any answer is "Yes" to 1a(1)-(6), did any of the acts fail to qualify under the exceptions described in Regulations section 53.4941(d)-3 or in a current notice regarding disaster assistance (see instructions)? Organizations relying on a current notice regarding disaster assistance check here
c Did the foundation engage in a prior year in any of the acts described in 1a, other than excepted acts, that were not corrected before the first day of the tax year beginning in 2015?
2 Taxes on failure to distribute income (section 4942) (does not apply for years the foundation was a private operating foundation defined in section 4942(j)(3) or 4942(j)(5))
a At the end of tax year 2015, did the foundation have any undistributed income (lines 6d and 6e, Part XIII) for tax year(s) beginning before 2015? If "Yes," list the years
b Are there any years listed in 2a for which the foundation is not applying the provisions of section 4942(a)(2) (relating to incorrect valuation of assets) to the year's undistributed income? (If applying section 4942(a)(2) to all years listed, answer "No" and attach statement - see instructions.)
c If the provisions of section 4942(a)(2) are being applied to any of the years listed in 2a, list the years here.
3a Did the foundation hold more than a 2% direct or indirect interest in any business enterprise at any time during the year?
b If "Yes," did it have excess business holdings in 2015 as a result of (1) any purchase by the foundation or disqualified persons after May 26, 1969, (2) the lapse of the 5-year period (or longer period approved by the Commissioner under section 4943(c)(7)) to dispose of holdings acquired by gift or bequest; or (3) the lapse of the 10-, 15-, or 20-year first phase holding period? (Use Schedule C, Form 4720, to determine if the foundation had excess business holdings in 2015)
4a Did the foundation invest during the year any amount in a manner that would jeopardize its charitable purposes?
b Did the foundation make any investment in a prior year (but after December 31, 1969) that could jeopardize its charitable purpose that had not been removed from jeopardy before the first day of the tax year beginning in 2015?

Part VII-B Statements Regarding Activities for Which Form 4720 May Be Required (continued)

5a During the year did the foundation pay or incur any amount to:

(1) Carry on propaganda, or otherwise attempt to influence legislation (section 4945(e))? Yes No

(2) Influence the outcome of any specific public election (see section 4955), or to carry on, directly or indirectly, any voter registration drive? Yes No

(3) Provide a grant to an individual for travel, study, or other similar purposes? Yes No

(4) Provide a grant to an organization other than a charitable, etc., organization described in section 4945(d)(4)(A)? (see instructions). Yes No

(5) Provide for any purpose other than religious, charitable, scientific, literary, or educational purposes, or for the prevention of cruelty to children or animals? Yes No

b If any answer is "Yes" to 5a(1)-(5), did any of the transactions fail to qualify under the exceptions described in Regulations section 53.4945 or in a current notice regarding disaster assistance (see instructions)? Yes No

Organizations relying on a current notice regarding disaster assistance check here

c If the answer is "Yes" to question 5a(4), does the foundation claim exemption from the tax because it maintained expenditure responsibility for the grant? Yes No

If "Yes," attach the statement required by Regulations section 53.4945-5(d)

6a Did the foundation, during the year, receive any funds, directly or indirectly, to pay premiums on a personal benefit contract? Yes No

b Did the foundation, during the year, pay premiums, directly or indirectly, on a personal benefit contract? Yes No

If "Yes" to 6b, file Form 8870

7a At any time during the tax year, was the foundation a party to a prohibited tax shelter transaction? Yes No

b If "Yes," did the foundation receive any proceeds or have any net income attributable to the transaction? Yes No

Part VIII Information About Officers, Directors, Trustees, Foundation Managers, Highly Paid Employees, and Contractors

1 List all officers, directors, trustees, foundation managers and their compensation (see instructions).

(a) Name and address	(b) Title, and average hours per week devoted to position	(c) Compensation (if not paid, enter -0-)	(d) Contributions to employee benefit plans and deferred compensation	(e) Expense account, other allowances
HOWARD W CABLE JR 1300 EAST 9TH ST, CLEVELAND, OH 44114	TRUSTEE 2	69,641	-0-	-0-
A RUSSELL SMITH 1300 EAST 9TH ST, CLEVELAND, OH 44114	BOARD MEMBER 2	12,000.	-0-	-0-
GAY W CABLE 1300 EAST 9TH ST, CLEVELAND, OH 44114	BOARD MEMBER 2	12,000.	-0-	-0-

2 Compensation of five highest-paid employees (other than those included on line 1 - see instructions). If none, enter "NONE."

(a) Name and address of each employee paid more than \$50,000	(b) Title, and average hours per week devoted to position	(c) Compensation	(d) Contributions to employee benefit plans and deferred compensation	(e) Expense account, other allowances
NONE		NONE	NONE	NONE

Total number of other employees paid over \$50,000 NONE

Part VIII Information About Officers, Directors, Trustees, Foundation Managers, Highly Paid Employees, and Contractors (continued)

3 Five highest-paid independent contractors for professional services (see instructions). If none, enter "NONE."

(a) Name and address of each person paid more than \$50,000	(b) Type of service	(c) Compensation
NONE		NONE

Total number of others receiving over \$50,000 for professional services NONE

Part IX-A Summary of Direct Charitable Activities

List the foundation's four largest direct charitable activities during the tax year. Include relevant statistical information such as the number of organizations and other beneficiaries served, conferences convened, research papers produced, etc.	Expenses
1 NONE	
2	
3	
4	

Part IX-B Summary of Program-Related Investments (see instructions)

Describe the two largest program-related investments made by the foundation during the tax year on lines 1 and 2.	Amount
1 NONE	
2	
All other program-related investments See instructions	
3 NONE	

Total. Add lines 1 through 3

Part X Minimum Investment Return (All domestic foundations must complete this part. Foreign foundations, see instructions.)

1	Fair market value of assets not used (or held for use) directly in carrying out charitable, etc., purposes:		
a	Average monthly fair market value of securities	1a	7,107,462.
b	Average of monthly cash balances	1b	227,193.
c	Fair market value of all other assets (see instructions).	1c	NONE
d	Total (add lines 1a, b, and c)	1d	7,334,655.
e	Reduction claimed for blockage or other factors reported on lines 1a and 1c (attach detailed explanation)	1e	
2	Acquisition indebtedness applicable to line 1 assets	2	NONE
3	Subtract line 2 from line 1d	3	7,334,655.
4	Cash deemed held for charitable activities. Enter 1 1/2% of line 3 (for greater amount, see instructions)	4	110,020.
5	Net value of noncharitable-use assets. Subtract line 4 from line 3. Enter here and on Part V, line 4	5	7,224,635.
6	Minimum investment return. Enter 5% of line 5	6	361,232.

Part XI Distributable Amount (see instructions) (Section 4942(j)(3) and (j)(5) private operating foundations and certain foreign organizations check here and do not complete this part.)

1	Minimum investment return from Part X, line 6	1	361,232.
2a	Tax on investment income for 2015 from Part VI, line 5	2a	826.
b	Income tax for 2015. (This does not include the tax from Part VI.)	2b	
c	Add lines 2a and 2b	2c	826.
3	Distributable amount before adjustments. Subtract line 2c from line 1	3	360,406.
4	Recoveries of amounts treated as qualifying distributions	4	NONE
5	Add lines 3 and 4	5	360,406.
6	Deduction from distributable amount (see instructions).	6	NONE
7	Distributable amount as adjusted. Subtract line 6 from line 5. Enter here and on Part XIII, line 1	7	360,406.

Part XII Qualifying Distributions (see instructions)

1	Amounts paid (including administrative expenses) to accomplish charitable, etc., purposes:		
a	Expenses, contributions, gifts, etc. - total from Part I, column (d), line 26	1a	377,656.
b	Program-related investments - total from Part IX-B	1b	
2	Amounts paid to acquire assets used (or held for use) directly in carrying out charitable, etc., purposes	2	NONE
3	Amounts set aside for specific charitable projects that satisfy the:		
a	Suitability test (prior IRS approval required)	3a	NONE
b	Cash distribution test (attach the required schedule)	3b	NONE
4	Qualifying distributions. Add lines 1a through 3b. Enter here and on Part V, line 8, and Part XIII, line 4	4	377,656.
5	Foundations that qualify under section 4940(e) for the reduced rate of tax on net investment income. Enter 1% of Part I, line 27b (see instructions)	5	826.
6	Adjusted qualifying distributions. Subtract line 5 from line 4	6	376,830.

Note. The amount on line 6 will be used in Part V, column (b), in subsequent years when calculating whether the foundation qualifies for the section 4940(e) reduction of tax in those years.

Part XIII Undistributed Income (see instructions)

	(a) Corpus	(b) Years prior to 2014	(c) 2014	(d) 2015
1 Distributable amount for 2015 from Part XI, line 7				360,406.
2 Undistributed income, if any, as of the end of 2015				
a Enter amount for 2014 only.			338,857.	
b Total for prior years 20 <u>13</u> , 20 <u> </u> , 20 <u> </u>		NONE		
3 Excess distributions carryover, if any, to 2015				
a From 2010	NONE			
b From 2011	NONE			
c From 2012	NONE			
d From 2013	NONE			
e From 2014	NONE			
f Total of lines 3a through e	NONE			
4 Qualifying distributions for 2015 from Part XII, line 4 ▶ \$ <u>377,656.</u>				
a Applied to 2014, but not more than line 2a			338,857.	
b Applied to undistributed income of prior years (Election required - see instructions)		NONE		
c Treated as distributions out of corpus (Election required - see instructions)	NONE			
d Applied to 2015 distributable amount				38,799.
e Remaining amount distributed out of corpus.	NONE			
5 Excess distributions carryover applied to 2015 . (If an amount appears in column (d), the same amount must be shown in column (a))	NONE			NONE
6 Enter the net total of each column as indicated below:				
a Corpus Add lines 3f, 4c, and 4e Subtract line 5	NONE			
b Prior years' undistributed income. Subtract line 4b from line 2b.		NONE		
c Enter the amount of prior years' undistributed income for which a notice of deficiency has been issued, or on which the section 4942(a) tax has been previously assessed			NONE	
d Subtract line 6c from line 6b Taxable amount - see instructions			NONE	
e Undistributed income for 2014. Subtract line 4a from line 2a Taxable amount - see instructions				
f Undistributed income for 2015 Subtract lines 4d and 5 from line 1. This amount must be distributed in 2016.				321,607.
7 Amounts treated as distributions out of corpus to satisfy requirements imposed by section 170(b)(1)(F) or 4942(g)(3) (Election may be required - see instructions)	NONE			
8 Excess distributions carryover from 2010 not applied on line 5 or line 7 (see instructions)	NONE			
9 Excess distributions carryover to 2016. Subtract lines 7 and 8 from line 6a	NONE			
10 Analysis of line 9				
a Excess from 2011	NONE			
b Excess from 2012	NONE			
c Excess from 2013	NONE			
d Excess from 2014	NONE			
e Excess from 2015	NONE			

Part XIV Private Operating Foundations (see instructions and Part VII-A, question 9) NOT APPLICABLE

1 a If the foundation has received a ruling or determination letter that it is a private operating foundation, and the ruling is effective for 2015, enter the date of the ruling

b Check box to indicate whether the foundation is a private operating foundation described in section 4942(j)(3) or 4942(j)(5)

	Tax year		Prior 3 years		(e) Total
	(a) 2015	(b) 2014	(c) 2013	(d) 2012	
2 a Enter the lesser of the adjusted net income from Part I or the minimum investment return from Part X for each year listed					
b 85% of line 2a					
c Qualifying distributions from Part XII, line 4 for each year listed					
d Amounts included in line 2c not used directly for active conduct of exempt activities					
e Qualifying distributions made directly for active conduct of exempt activities Subtract line 2d from line 2c					
3 Complete 3a, b, or c for the alternative test relied upon					
a "Assets" alternative test - enter					
(1) Value of all assets					
(2) Value of assets qualifying under section 4942(j)(3)(B)(i)					
b "Endowment" alternative test - enter 2/3 of minimum investment return shown in Part X, line 6 for each year listed					
c "Support" alternative test - enter					
(1) Total support other than gross investment income (interest, dividends, rents, payments on securities loans (section 512(a)(5)), or royalties)					
(2) Support from general public and 5 or more exempt organizations as provided in section 4942(j)(3)(B)(iii)					
(3) Largest amount of support from an exempt organization					
(4) Gross investment income					

Part XV Supplementary Information (Complete this part only if the foundation had \$5,000 or more in assets at any time during the year - see instructions.)

1 Information Regarding Foundation Managers:

a List any managers of the foundation who have contributed more than 2% of the total contributions received by the foundation before the close of any tax year (but only if they have contributed more than \$5,000). (See section 507(d)(2).)

N/A

b List any managers of the foundation who own 10% or more of the stock of a corporation (or an equally large portion of the ownership of a partnership or other entity) of which the foundation has a 10% or greater interest.

N/A

2 Information Regarding Contribution, Grant, Gift, Loan, Scholarship, etc., Programs:

Check here if the foundation only makes contributions to preselected charitable organizations and does not accept unsolicited requests for funds. If the foundation makes gifts, grants, etc. (see instructions) to individuals or organizations under other conditions, complete items 2a, b, c, and d.

a The name, address, and telephone number or e-mail address of the person to whom applications should be addressed:
SEE STATEMENT 5

b The form in which applications should be submitted and information and materials they should include:
SEE ATTACHED STATEMENT FOR LINE 2

c Any submission deadlines.
SEE ATTACHED STATEMENT FOR LINE 2

d Any restrictions or limitations on awards, such as by geographical areas, charitable fields, kinds of institutions, or other factors.
SEE ATTACHED STATEMENT FOR LINE 2

Part XV Supplementary Information (continued)

3 Grants and Contributions Paid During the Year or Approved for Future Payment

Recipient	If recipient is an individual, show any relationship to any foundation manager or substantial contributor	Foundation status of recipient	Purpose of grant or contribution	Amount
Name and address (home or business)				
<p>a Paid during the year</p> <p>SEE STATEMENT 13</p>				340,000.
Total ▶ 3a				340,000.
<p>b Approved for future payment</p>				
Total ▶ 3b				

FORM 990PF, PART I - OTHER INCOME
=====

DESCRIPTION	REVENUE AND EXPENSES PER BOOKS	NET INVESTMENT INCOME
DEFERRED REVENUE	422.	
OTHER TAXABLE OID INCOME	4,639.	4,639.
	-----	-----
TOTALS	5,061.	4,639.
	=====	=====

FORM 990PF, PART I - OTHER PROFESSIONAL FEES

=====

DESCRIPTION	REVENUE AND EXPENSES PER BOOKS	NET INVESTMENT INCOME
INVESTMENT MGMT FEES-SUBJECT T	59,047.	59,047.
TOTALS	59,047.	59,047.

FORM 990PF, PART I - TAXES
=====

DESCRIPTION	REVENUE AND EXPENSES PER BOOKS	NET INVESTMENT INCOME
FOREIGN TAXES	58.	58.
FOREIGN TAXES ON QUALIFIED FOR	1,459.	1,459.
FOREIGN TAXES ON NONQUALIFIED	259.	259.
TOTALS	1,776.	1,776.

LUCY & EMILY BEASLEY CHARITABLE TRUST

34-1350747

FORM 990PF, PART I - OTHER EXPENSES

=====

REVENUE
AND
EXPENSES
PER BOOKS

CHARITABLE
PURPOSES

DESCRIPTION

ATTORNEY GENERAL FEE

200.

200.

TOTALS

200.

200.

LUCY & EMILY BEASLEY CHARITABLE TRUST
FORM 990PF, PART XV - LINES 2a - 2d

34-1350747

=====

RECIPIENT NAME:

JPMORGAN CHASE BANK, NA

ADDRESS:

1300 EAST 9TH STREET

CLEVELAND, OH 44114

RECIPIENT'S PHONE NUMBER: 216-781-2204

FORM, INFORMATION AND MATERIALS:

BY LETTER - DESCRIPTION OF ORGANIZATION AND NEED

SUBMISSION DEADLINES:

NO DEADLINE - ANYTIME DURING THE YEAR

RESTRICTIONS OR LIMITATIONS ON AWARDS:

NO RESTRICTIONS OF ANY KIND

STATEMENT 5

=====

RECIPIENT NAME:

ACCESS

ADDRESS:

PO BOX 1007

AKRON, OH 44309

RELATIONSHIP:

NONE

PURPOSE OF GRANT:

GENERAL

FOUNDATION STATUS OF RECIPIENT:

PC

AMOUNT OF GRANT PAID 38,000.

RECIPIENT NAME:

HAVEN OF REST

ADDRESS:

AKRON, OH

RELATIONSHIP:

NONE

PURPOSE OF GRANT:

GENERAL

FOUNDATION STATUS OF RECIPIENT:

PC

AMOUNT OF GRANT PAID 9,000.

RECIPIENT NAME:

BELMONT UNIVERSITY

ADDRESS:

190 BELMONT BLVD.

NASHVILLE, TN 37212

RELATIONSHIP:

NONE

PURPOSE OF GRANT:

GENERAL

FOUNDATION STATUS OF RECIPIENT:

PC

AMOUNT OF GRANT PAID 3,000.

=====

RECIPIENT NAME:

HUMANE SOCIETY OF GREATER AKRON

ADDRESS:

4904 QUICK ROAD
PENINSULA, OH 44264

RELATIONSHIP:

NONE

PURPOSE OF GRANT:

GENERAL

FOUNDATION STATUS OF RECIPIENT:

PC

AMOUNT OF GRANT PAID 2,000.

RECIPIENT NAME:

BATTERED WOMEN'S SHELTER

ADDRESS:

759 W. MARKET STREET
AKRON, OH 44303

RELATIONSHIP:

NONE

PURPOSE OF GRANT:

GENERAL

FOUNDATION STATUS OF RECIPIENT:

PC

AMOUNT OF GRANT PAID 20,000.

RECIPIENT NAME:

H M LIFE OPPORTUNITY SERVICES

ADDRESS:

PO BOX 8174
AKRON, OH 44320

RELATIONSHIP:

NONE

PURPOSE OF GRANT:

GENERAL

FOUNDATION STATUS OF RECIPIENT:

PC

AMOUNT OF GRANT PAID 18,000.

RECIPIENT NAME:
ARDMORE FOUNDATION INC.
ADDRESS:
981 E. MARKET STREET
AKRON, OH 44305
RELATIONSHIP:
NONE
PURPOSE OF GRANT:
GENERAL
FOUNDATION STATUS OF RECIPIENT:
PC
AMOUNT OF GRANT PAID 4,000.

RECIPIENT NAME:
BOYS AND GIRLS CLUBS OF THE WESTERN
RESERVE INC.
ADDRESS:
889 JONATHAN AVE.
AKRON, OH 44306
RELATIONSHIP:
NONE
PURPOSE OF GRANT:
GENERAL
FOUNDATION STATUS OF RECIPIENT:
PC
AMOUNT OF GRANT PAID 40,000.

RECIPIENT NAME:
CUMBERLAND COLLEGE
ADDRESS:
816 WALNUT STREET
WILLIAMSBURG, KY 40769
RELATIONSHIP:
NONE
PURPOSE OF GRANT:
GENERAL
FOUNDATION STATUS OF RECIPIENT:
PC
AMOUNT OF GRANT PAID 50,000.

RECIPIENT NAME:
GENNESARET
ADDRESS:
PO BOX 4933
AKRON, OH 44310
RELATIONSHIP:
NONE
PURPOSE OF GRANT:
GENERAL
FOUNDATION STATUS OF RECIPIENT:
PC
AMOUNT OF GRANT PAID 10,000.

RECIPIENT NAME:
PROJECT LEARN OF SUMMIT COUNTY
ADDRESS:
1040 E. TALLMADGE AVE.
AKRON, OH 44310
RELATIONSHIP:
NONE
PURPOSE OF GRANT:
GENERAL
FOUNDATION STATUS OF RECIPIENT:
PC
AMOUNT OF GRANT PAID 1,000.

RECIPIENT NAME:
SALVATION ARMY
ADDRESS:
190 S. MAPLE STREET
AKRON, OH 44302
RELATIONSHIP:
NONE
PURPOSE OF GRANT:
GENERAL
FOUNDATION STATUS OF RECIPIENT:
PC
AMOUNT OF GRANT PAID 45,000.

RECIPIENT NAME:
WEBB SCHOOL
ADDRESS:
PO BOX 488
BELLE BUCKLE, TN 37020
RELATIONSHIP:
NONE
PURPOSE OF GRANT:
GENERAL
FOUNDATION STATUS OF RECIPIENT:
PC
AMOUNT OF GRANT PAID 1,000.

RECIPIENT NAME:
AKRON BOARD OF EDUCATION
ADDRESS:
70 NORTH BROADWAY
AKRON, OH 44308
RELATIONSHIP:
NONE
PURPOSE OF GRANT:
GENERAL
FOUNDATION STATUS OF RECIPIENT:
PC
AMOUNT OF GRANT PAID 1,000.

RECIPIENT NAME:
AKRON-SUMMIT COUNTY PUBLIC LIBRARY
ADDRESS:
60 S HIGH ST
AKRON, OH 44326
RELATIONSHIP:
NONE
PURPOSE OF GRANT:
GENERAL
FOUNDATION STATUS OF RECIPIENT:
PC
AMOUNT OF GRANT PAID 1,000.

RECIPIENT NAME:
VALLEY VIEW BAPTIST CHURCH
ADDRESS:
2442 EASTLAND AVE.
NASHVILLE, TN 37206
RELATIONSHIP:
NONE
PURPOSE OF GRANT:
GENERAL
FOUNDATION STATUS OF RECIPIENT:
PC
AMOUNT OF GRANT PAID 1,000.

RECIPIENT NAME:
AKRON ROTARY FOUNDATION
ADDRESS:
4460 REX LAKE DRIVE
AKRON, OH 44319
RELATIONSHIP:
NONE
PURPOSE OF GRANT:
GENERAL
FOUNDATION STATUS OF RECIPIENT:
PC
AMOUNT OF GRANT PAID 38,000.

RECIPIENT NAME:
AKRON ZOO
ADDRESS:
500 EDGEWOOD AVE
AKRON, OH 44307
RELATIONSHIP:
NONE
PURPOSE OF GRANT:
GENERAL
FOUNDATION STATUS OF RECIPIENT:
PC
AMOUNT OF GRANT PAID 4,000.

=====

RECIPIENT NAME:

SUMMIT COUNTY COMMUNITY DRUG BOARD

ADDRESS:

725 E MARKET ST

AKRON, OH 44305

RELATIONSHIP:

NONE

PURPOSE OF GRANT:

GENERAL

FOUNDATION STATUS OF RECIPIENT:

PC

AMOUNT OF GRANT PAID 1,000.

RECIPIENT NAME:

OPEN M

ADDRESS:

AKRON, OH

RELATIONSHIP:

NONE

PURPOSE OF GRANT:

GENERAL

FOUNDATION STATUS OF RECIPIENT:

PC

AMOUNT OF GRANT PAID 30,000.

RECIPIENT NAME:

BROKEN CHAINS MINISTRY

ADDRESS:

AKRON, OH

RELATIONSHIP:

NONE

PURPOSE OF GRANT:

GENERAL

FOUNDATION STATUS OF RECIPIENT:

PC

AMOUNT OF GRANT PAID 8,000.

LUCY & EMILY BEASLEY CHARITABLE TRUST

34-1350747

FORM 990PF, PART XV, LINE 3a - CONTRIBUTIONS, GIFTS, GRANTS PAID

=====

RECIPIENT NAME:

FAMILY PROMISE OF SUMMIT COUNTY

ADDRESS:

111 E VORIS ST.

AKRON, OH 44311

RELATIONSHIP:

NONE

PURPOSE OF GRANT:

GENERAL

FOUNDATION STATUS OF RECIPIENT:

PC

AMOUNT OF GRANT PAID 15,000.

TOTAL GRANTS PAID:

340,000.

=====

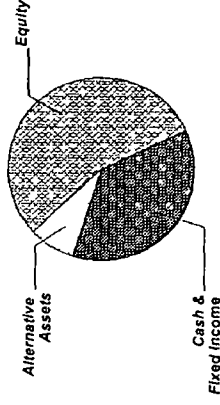


LUCY & EMILY BEASLEY CHARITABLE TR ACCT X15913522
For the Period 9/1/16 to 9/30/16

Account Summary

Asset Allocation	Beginning Market Value	Ending Market Value	Change In Value	Estimated Annual Income	Current Allocation
Equity	3,908,931.97	3,925,587.16	16,655.19	70,549.42	55%
Alternative Assets	540,544.45	544,017.18	3,472.73	9,642.89	8%
Cash & Fixed Income	2,778,027.14	2,781,646.37	3,619.23	90,726.99	37%
Market Value	\$7,227,503.56	\$7,251,250.71	\$23,747.15	\$170,919.30	100%
Accruals	17,444.25	21,108.70	3,664.45		
Market Value with Accruals	\$7,244,947.81	\$7,272,359.41	\$27,411.60		

Asset Allocation



Portfolio Activity	Current Period Value	Year-to-Date Value
Beginning Market Value	7,227,503.56	7,212,420.78
Contributions		239,828.05
Withdrawals & Fees	(4,923.60)	(732,773.09)
Securities Transferred In		41,047.43
Securities Transferred Out		(41,964.37)
Net Contributions/Withdrawals	(\$4,923.60)	(\$493,861.98)
Income & Distributions	10,578.85	199,180.48
Change In Investment Value	18,091.90	333,511.43
Ending Market Value	\$7,251,250.71	\$7,251,250.71
Accruals	21,108.70	21,108.70
Market Value with Accruals	\$7,272,359.41	\$7,272,359.41

J.P. Morgan



LUCY & EMILY BEASLEY CHARITABLE TR ACCT. X15913522
For the Period 9/1/16 to 9/30/16

Account Summary CONTINUED

Tax Summary	Current Period Value	Year-to-Date Value
Domestic Dividends/Distributions	3,016.47	102,464.42
Foreign Dividends	184.72	1,696.39
Interest Income	7,350.19	94,603.91
Ordinary Income		324.53
Original Issue Discount	189.94	2,304.12
Acquisition Premium	(59.28)	(721.50)
Accrued Interest Current Year		(1,346.47)
Accrued Interest Subsequent Year	(103.19)	(144.92)
Taxable Income	\$10,578.85	\$199,180.48

Cost Summary	Cost
Equity	3,344,136.60
Cash & Fixed Income	2,731,479.75
Total	\$6,075,616.35

	Current Period Value	Year-to-Date Value
LT Capital Gain Distributions		8,598.63
ST Realized Gain/Loss	1,622.66	(76,625.01)
LT Realized Gain/Loss	(6,635.01)	45,886.22
Realized Gain/Loss	(\$5,012.35)	(\$22,140.16)

Unrealized Gain/Loss	To-Date Value
	\$609,821.27

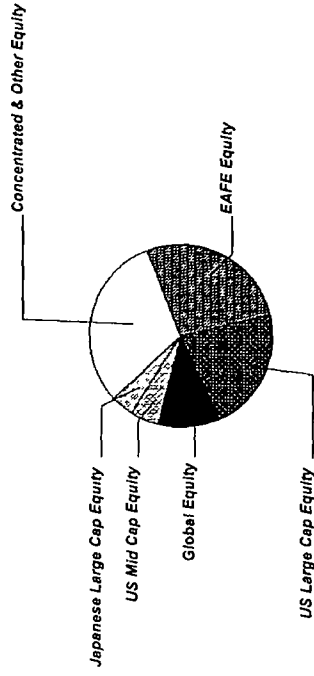


LUCY & EMILY BEASLEY CHARITABLE TR ACCT. X15913522
For the Period 9/1/16 to 9/30/16

Equity Summary

Asset Categories	Beginning Market Value	Ending Market Value	Change In Value	Current Allocation
US Large Cap Equity	864,085.50	859,792.50	(4,293.00)	12%
US Mid Cap Equity	208,894.62	208,623.54	(271.08)	3%
EAFE Equity	1,064,243.54	1,076,108.07	11,864.53	15%
Japanese Large Cap Equity	133,581.84	136,410.12	2,828.28	2%
Global Equity	420,094.22	421,899.13	1,804.91	6%
Concentrated & Other Equity	1,218,032.25	1,222,763.80	4,721.55	17%
Total Value	\$3,908,931.97	\$3,925,587.16	\$16,655.19	55%

Asset Categories



Equity as a percentage of your portfolio - 55 %

Market Value/Cost	Current Period Value
Market Value	3,925,587.16
Tax Cost	3,344,136.60
Unrealized Gain/Loss	581,450.56
Estimated Annual Income	70,549.42
Accrued Dividends	5,392.80
Yield	1.79%

Equity Detail

J.P.Morgan



LUCY & EMILY BEASLEY CHARITABLE TR ACCT X15913522
For the Period 9/1/16 to 9/30/16

	Price	Quantity	Value	Adjusted Tax Cost Original Cost	Unrealized Gain/Loss	Est Annual Inc. Accrued Div	Yield
US Large Cap Equity							
SPDR S&P 500 ETF TRUST 78462F-10-3 SPY	216.30	3,975,000	859,792.50	785,913.04	73,879.46	17,577.45 4,301.22	2.04%
US Mid Cap Equity							
ISHARES RUSSELL MID-CAP GROW 464287-48-1 IWP	97.37	850,000	82,764.50	47,209.76	35,554.74	874.65	1.06%
ISHARES RUSSELL MIDCAP INDEX FUND 464287-49-9 IWR	174.32	722,000	125,859.04	61,961.32	63,897.72	2,096.68	1.67%
Total US Mid Cap Equity			\$208,623.54	\$109,171.08	\$99,452.46	\$2,971.33	1.43%
EAFE Equity							
ASTON/PIC/TET INTERNATIONAL-I 00080Y-43-9	9.96	22,587,411	224,970.61	190,863.62	34,106.99	948.67	0.42%
CAPITAL GR NON US EQUITY 14042Y-60-1 CNUS X	11.59	19,510,313	226,124.53	192,956.99	33,167.54	2,594.87	1.15%
DODGE & COX INTL STOCK FD 256206-10-3 DODFX	38.21	5,900,851	225,471.52	179,798.93	45,672.59	4,956.71	2.20%
ISHARES MSCI EAFE INDEX FUND 464287-46-5 EFA	59.13	6,757,000	399,541.41	407,724.76	(8,183.35)	11,372.03	2.85%
Total EAFE Equity			\$1,076,108.07	\$971,344.30	\$104,763.77	\$19,872.28	1.85%



LUCY & EMILY BEASLEY CHARITABLE TR ACCT X15913522
For the Period 9/1/16 to 9/30/16

	Price	Quantity	Value	Adjusted Tax Cost Original Cost	Unrealized Gain/Loss	Est Annual Inc. Accrued Div	Yield
Japanese Large Cap Equity							
ISHARES MSCI JAPAN INDEX FUND 464286-84-8 EWJ	12 54	10,878 000	136,410 12	124,189 23	12,220.89	1,958 04	1 44 %
Global Equity							
JPM GLBL RES ENH INDEX FD - SEL FUND 3457 46637K-51-3 JEIT X	18 70	22,561,451	421,899 13	398,936 59	22,962 54	7,761 13	1 84 %
Concentrated & Other Equity							
ABBOTT LABORATORIES 002824-10-0 ABT	42 29	139 000	5,878 31	6,373 11	(494 80)	144 56	2 46 %
ACCENTURE PLC-CLA G1151C-10-1 ACN	122 17	115 000	14,049 55	9,631 04	4,418 51	278 30	1 98 %
ADOBE SYSTEMS INC 00724F-10-1 ADBE	108 54	115 000	12,482 10	4,428 30	8,053 80		
AETNA INC 00817Y-10-8 AET	115 45	93,000	10,736.85	9,664 64	1,072 21	93 00	0 87 %
ALEXION PHARMACEUTICALS INC 015351-10-9 ALXN	122 54	61,000	7,474.94	9,430 33	(1,955 39)		
ALLEGION PLC G0176J-10-9 ALLE	68 91	121,000	8,338.11	7,925 87	412 24	58 08	0 70 %
ALLERGAN PLC G0177J-10-8 AGN	230 31	97 000	22,340 07	27,204 22	(4,864.15)		



LUCY & EMILY BEASLEY CHARITABLE TR ACCT X15913522
For the Period 9/1/16 to 9/30/16

	Price	Quantity	Value	Adjusted Tax Cost Original Cost	Unrealized Gain/Loss	Est. Annual Inc Accrued Div	Yield
Concentrated & Other Equity							
ALPHABET INC/CA-CL C 02079K-10-7 GOOG	777.29	43,000	33,423.47	20,423.64	12,999.83		
ALPHABET INC/CA-CL A 02079K-30-5 GOOG L	804.06	21,000	16,885.26	14,438.11	2,447.15		
AMAZON.COM INC 023135-10-6 AMZN	837.31	37,000	30,980.47	14,870.76	16,109.71		
AMERICAN INTERNATIONAL GROUP 026874-78-4 AIG	59.34	206,000	12,224.04	11,698.77	525.27	263.68	2.16%
APPLE INC 037833-10-0 AAPL	113.05	369,000	41,715.45	17,668.53	24,046.92	841.32	2.02%
AT&T INC 00206R-10-2 T	40.61	323,000	13,117.03	11,137.78	1,979.25	620.16	4.73%
BANK OF AMERICA CORP 060505-10-4 BAC	15.65	781,000	12,222.65	9,201.66	3,020.99	234.30	1.92%
BIAGEN INC 09062X-10-3 BIIB	313.03	29,000	9,077.87	5,793.72	3,284.15		
BLACKROCK INC 09247X-10-1 BLK	362.46	30,000	10,873.80	10,151.90	721.90	274.80	2.53%
BOSTON SCIENTIFIC CORP 101137-10-7 BSX	23.80	253,000	6,021.40	5,912.75	108.65		
BRISTOL-MYERS SQUIBB CO 110122-10-8 BMY	53.92	195,000	10,514.40	9,433.78	1,080.62	296.40	2.82%
BROADCOM LTD Y09827-10-9 AVGO	172.52	180,000	31,053.60	8,153.86	22,899.74	367.20	1.18%
CARNIVAL CORP 143658-30-0 CCL	48.82	224,000	10,935.68	11,684.45	(748.77)	313.60	2.87%



LUCY & EMILY BEASLEY CHARITABLE TR ACCT X15913522
For the Period 9/1/16 to 9/30/16

	Price	Quantity	Value	Adjusted Tax Cost Original Cost	Unrealized Gain/Loss	Est Annual Inc Accrued Div	Yield
Concentrated & Other Equity							
CBS CORP-CLASS B NON VOTING 124857-20-2 CBS	54.74	103,000	5,638.22	6,095.79	(457.57)	74.16 18.54	1.32%
CELGENE CORP 151020-10-4 CELG	104.53	54,000	5,644.62	5,999.03	(354.41)		
CHARTER COMMUNICATIONS INC-A 16119P-10-8 CHTR	269.97	30,000	8,099.10	5,925.94	2,173.16		
CHUBB LTD H1467J-10-4 CB	125.65	155,000	19,475.75	12,187.71	7,288.04	427.80 90.91	2.20%
CITIGROUP INC 172967-42-4 C	47.23	249,000	11,760.27	12,126.67	(366.40)	159.36	1.36%
CMS ENERGY CORP 125896-10-0 CMS	42.01	184,000	7,729.84	6,392.26	1,337.58	228.16	2.95%
COCA-COLA CO/THE 191216-10-0 KO	42.32	141,000	5,967.12	6,182.86	(215.74)	197.40 49.35	3.31%
COMCAST CORP-CLASS A 20030N-10-1 CMCS A	66.34	150,000	9,951.00	6,050.48	3,900.52	165.00	1.66%
CONCHO RESOURCES INC 20605P-10-1 CXO	137.35	49,000	6,730.15	5,889.13	841.02		
COSTCO WHOLESALE CORP 22160K-10-5 COST	152.51	56,000	8,540.56	7,234.71	1,305.85	100.80	1.18%
DANAHER CORP 235851-10-2 DHR	78.39	89,000	6,976.71	6,870.30	106.41	44.50 11.13	0.64%
DIAMONDBACK ENERGY INC 25278X-10-9 FANG	96.54	58,000	5,599.32	4,192.56	1,406.76		
DISCOVER FINANCIAL SERVICES 254709-10-8 DFS	56.55	169,000	9,556.95	9,238.00	318.95	202.80	2.12%



LUCY & EMILY BEASLEY CHARITABLE TR ACCT. X15913522
For the Period 9/1/16 to 9/30/16

	Price	Quantity	Value	Adjusted Tax Cost Original Cost	Unrealized Gain/Loss	Est. Annual Inc Accrued Div	Yield
Concentrated & Other Equity							
DISH NETWORK CORP-A 25470M-10-9 DISH	54.78	147,000	8,052.66	7,326.14	726.52		
DOW CHEMICAL CO/THE 260543-10-3 DOW	51.83	184,000	9,536.72	9,771.27	(234.55)	338.56 84.64	3.55%
EASTMAN CHEMICAL CO 277432-10-0 EMN	67.68	123,000	8,324.64	7,946.43	378.21	226.32 56.58	2.72%
ELI LILLY & CO 532457-10-8 LLY	80.26	154,000	12,360.04	13,028.68	(668.64)	314.16	2.54%
EOG RESOURCES INC 26875P-10-1 EOG	96.71	248,000	23,984.08	20,565.89	3,418.19	166.16	0.69%
EQT CORP 26884L-10-9 EQT	72.62	117,000	8,496.54	8,407.23	89.31	14.04	0.17%
FACEBOOK INC-A 30303M-10-2 FB	128.27	201,000	25,782.27	16,400.17	9,382.10		
FIDELITY NATIONAL INFO SERV 31620M-10-6 FIS	77.03	154,000	11,862.62	9,780.77	2,081.85	160.16	1.35%
GENERAL MOTORS CO 37045V-10-0 GM	31.77	367,000	11,659.59	11,462.27	197.32	557.84	4.78%
GENERAL DYNAMICS CORP 369550-10-8 GD	155.16	50,000	7,758.00	7,610.99	147.01	152.00	1.96%
GENERAL ELECTRIC CO 369604-10-3 GE	29.62	730,000	21,622.60	19,849.10	1,773.50	671.60 139.15	3.11%
GILEAD SCIENCES INC 375558-10-3 GILD	79.12	136,000	10,760.32	13,879.42	(3,119.10)	255.68	2.38%
GOLDMAN SACHS GROUP INC 38141G-10-4 GS	161.27	51,000	8,224.77	7,676.97	547.80	132.60	1.61%



LUCY & EMILY BEASLEY CHARITABLE TR ACCT X15913522
For the Period 9/1/16 to 9/30/16

	Price	Quantity	Value	Adjusted Tax Cost Original Cost	Unrealized Gain/Loss	Est Annual Inc Accrued Div	Yield
Concentrated & Other Equity							
HARMAN INTERNATIONAL 413086-10-9 HAR	84.45	90,000	7,600.50	8,789.62	(1,189.12)	126.00	1.66%
HARTFORD FINANCIAL SVCS GRP 416515-10-4 HIG	42.82	179,000	7,664.78	6,428.37	1,236.41	150.36 21.21	1.96%
HOME DEPOT INC 437076-10-2 HD	128.68	179,000	23,033.72	10,297.56	12,736.16	494.04	2.14%
HONEYWELL INTERNATIONAL INC 438516-10-6 HON	116.59	231,000	26,932.29	14,507.09	12,425.20	549.78	2.04%
HUMANA INC 444859-10-2 HUM	176.89	30,000	5,306.70	5,452.14	(145.44)	34.80	0.66%
ILLUMINA INC 452327-10-9 ILMN	181.66	33,000	5,994.78	5,868.10	126.68		
JOHNSON CONTROLS INTERNATIONAL PLC G51502-10-5 JCI	46.53	108,000	5,025.24	5,200.38	(175.14)	92.77	1.85%
KEYCORP 493267-10-8 KEY	12.17	502,000	6,109.34	5,525.11	584.23	170.68	2.79%
KIMBERLY-CLARK CORP 494368-10-3 KMB	126.14	57,000	7,189.98	7,251.61	(61.63)	209.76 52.44	2.92%
LAM RESEARCH CORP 512807-10-8 LRCX	94.71	117,000	11,081.07	8,718.91	2,362.16	140.40	1.27%
LENNOX INTERNATIONAL INC 526107-10-7 LII	157.03	54,000	8,479.62	6,613.48	1,866.14	92.88 23.22	1.10%
LOWE'S COS INC 548661-10-7 LOW	72.21	217,000	15,669.57	4,300.28	11,369.29	303.80	1.94%
MARSH & MCLENNAN COS 571748-10-2 MMC	67.25	206,000	13,853.50	9,578.71	4,274.79	280.16	2.02%



LUCY & EMILY BEASLEY CHARITABLE TR ACCT X15913522
For the Period 9/1/16 to 9/30/16

	Price	Quantity	Value	Adjusted Tax Cost Original Cost	Unrealized Gain/Loss	Est. Annual Inc Accrued Div	Yield
Concentrated & Other Equity							
MARTIN MARIETTA MATERIALS 573284-10-6 MLM	179.11	46 000	8,239 06	7,750 11	488 95	77 28	0 94%
MASCO CORP 574599-10-6 MAS	34 31	311,000	10,670 41	5,063 43	5,606 98	124 40	1 17%
MASTERCARD INC-CLASS A 57636Q-10-4 MA	101 77	206 000	20,964 62	8,063 43	12,901 19	156.56	0 75%
MCKESSON CORP 58155Q-10-3 MCK	166 75			0 00		7 00	0 67%
MERCK & CO. INC. 58933Y-10-5 MRK	62.41	184 000	11,483.44	11,627 92	(144 48)	338 56 84 64	2.95%
METLIFE INC 59156R-10-8 MET	44.43	226 000	10,041.18	7,458 27	2,582.91	361 60	3 60%
MICROSOFT CORP 594918-10-4 MSFT	57 60	740 000	42,624 00	27,152.90	15,471.10	1,154 40	2 71%
MOLSON COORS BREWING CO -B 60871R-20-9 TAP	109 80	125 000	13,725 00	9,721 21	4,003 79	205 00	1 49%
MONDELEZ INTERNATIONAL INC-A 609207-10-5 MDLZ	43 90	394,000	17,296 60	12,775 82	4,520 78	299 44 74 86	1 73%
MORGAN STANLEY 617446-44-8 MS	32 06	670 000	21,480 20	17,888 90	3,591 30	536 00	2 50%
NISOURCE INC 65473P-10-5 NI	24 11	367 000	8,848 37	5,493 46	3,354 91	242 22	2 74%
NORTHROP GRUMMAN CORP 666807-10-2 NOC	213.95	26 000	5,562 70	5,491 95	70.75	93 60	1 68%
NXP SEMICONDUCTORS NV N6596X-10-9 NXPI	102 01	109 000	11,119 09	10,249 62	869 47		



LUCY & EMILY BEASLEY CHARITABLE TR ACCT. X15913522
For the Period 9/1/16 to 9/30/16

	Price	Quantity	Value	Adjusted Tax Cost Original Cost	Unrealized Gain/Loss	Est Annual Inc Accrued Div.	Yield
Concentrated & Other Equity							
OCCIDENTAL PETROLEUM CORP 674599-10-5 OXY	72.92	262,000	19,105.04	22,539.62	(3,434.58)	796.48 199.12	4.17%
PEPSICO INC 713448-10-8 PEP	108.77	156,000	16,968.12	15,111.69	1,856.43	469.56	2.77%
PFIZER INC 717081-10-3 PFE	33.87	486,000	16,460.82	16,966.87	(506.05)	583.20	3.54%
PIONEER NATURAL RESOURCES CO 723787-10-7 PXD	185.65	81,000	15,037.65	11,059.44	3,978.21	6.48 3.24	0.04%
PPG INDUSTRIES INC 693506-10-7 PPG	103.36	72,000	7,441.92	7,069.58	372.34	115.20	1.55%
PROCTER & GAMBLE CO/THE 742718-10-9 PG	89.75	115,000	10,321.25	7,941.60	2,379.65	307.97	2.98%
SCHLUMBERGER LTD 806857-10-8 SLB	78.64	148,000	11,638.72	11,916.46	(277.74)	296.00 74.00	2.54%
SCHWAB (CHARLES) CORP 808513-10-5 SCHW	31.57	223,000	7,040.11	6,557.12	482.99	62.44	0.89%
STANLEY BLACK & DECKER INC 854502-10-1 SWK	122.98	129,000	15,864.42	12,617.45	3,246.97	299.28	1.89%
SVB FINANCIAL GROUP 78486Q-10-1 SIVB	110.54	48,000	5,305.92	6,055.88	(749.96)		
T-MOBILE US INC 872590-10-4 TMUS	46.72	103,000	4,812.16	4,148.85	663.31		
TEXAS INSTRUMENTS INC 882508-10-4 TXN	70.18	200,000	14,036.00	10,650.72	3,385.28	304.00	2.17%
TIME WARNER INC 887317-30-3 TWX	79.61	284,000	22,609.24	10,233.62	12,375.62	457.24	2.02%



LUCY & EMILY BEASLEY CHARITABLE TR ACCT. X15913522
For the Period 9/1/16 to 9/30/16

	Price	Quantity	Value	Adjusted Tax Cost Original Cost	Unrealized Gain/Loss	Est Annual Inc. Accrued Div	Yield
Concentrated & Other Equity							
TJX COMPANIES INC 872540-10-9 TJX	74.78	106,000	7,926.68	6,064.29	1,862.39	110.24	1.39%
TRANSCANADA CORP 89353D-10-7 TRP	47.56	137,000	6,515.72	6,186.27	329.45	234.81 49.89	3.60%
TWENTY-FIRST CENTURY FOX-A 90130A-10-1 FOXA	24.22	287,000	6,951.14	9,210.16	(2,259.02)	103.32 51.66	1.49%
UNION PACIFIC CORP 907818-10-8 UNP	97.53	68,000	6,632.04	6,406.89	225.15	149.60	2.26%
UNITEDHEALTH GROUP INC 91324P-10-2 UNH	140.00	203,000	28,420.00	17,116.14	11,303.86	507.50	1.79%
UNITED CONTINENTAL HOLDINGS 910047-10-9 UAL	52.47	151,000	7,922.97	7,212.00	710.97		
VERTEX PHARMACEUTICALS INC 92532F-10-0 VRTX	87.21	95,000	8,284.95	9,330.30	(1,045.35)		
VISA INC-CLASS A SHARES 92826C-83-9 V	82.70	119,000	9,841.30	9,137.78	703.52	66.64	0.68%
WASTE CONNECTIONS INC 94106B-10-1 WCN	74.70	94,000	7,021.80	7,113.93	(92.13)	54.52	0.78%
WELLS FARGO & CO 949746-10-1 WFC	44.28	454,000	20,103.12	15,764.37	4,338.75	690.08	3.43%
WEX INC 96208T-10-4 WEX	108.09	65,000	7,025.85	6,031.11	994.74		
WORKDAY INC-CLASS A 98138H-10-1 WDAY	91.69	52,000	4,767.88	4,291.02	476.86		



LUCY & EMILY BEASLEY CHARITABLE TR ACCT X15913522
For the Period 9/1/16 to 9/30/16

	Price	Quantity	Value	Adjusted Tax Cost Original Cost	Unrealized Gain/Loss	Est Annual Inc Accrued Div.	Yield
Concentrated & Other Equity							
YUMJ BRANDS INC 988498-10-1 YUM	90.81	91,000	8,263.71	7,262.83	1,000.88	185.64	2.25%
Total Concentrated & Other Equity			\$1,222,753.80	\$954,582.36	\$268,171.44	\$20,409.19 \$1,091.58	1.67%



LUCY & EMILY BEASLEY CHARITABLE TR ACCT X15913522
For the Period 9/1/16 to 9/30/16

Alternative Assets Summary

Asset Categories	Beginning Estimated Value	Ending Estimated Value	Change In Value	Current Allocation
Hedge Funds	540,544.45	544,017.18	3,472.73	8%

Alternative Assets Detail

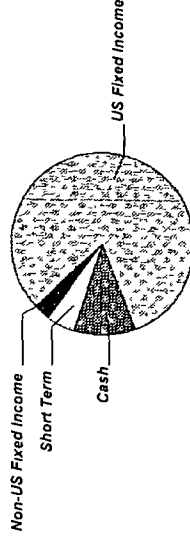
Hedge Funds	Price	Quantity	Estimated Value	Cost
AQR LONG-SHORT EQUITY-R6				
00191K-50-0 QLER X	12.86	7,052.401	90,693.88	90,623.35
CRM LONG/SHORT OPPORTUNITIES FUND				
12628J-88-1 CRIH X	10.11	9,044.247	91,437.34	90,623.35
EQUINOX FDS TR				
IPM SYSTMATC I	10.43	13,511.934	140,929.47	148,361.03
29446A-71-0 EQIP X				
EQUINOX CAMPBELL STRATEGY-I				
29446A-81-9 EBSI X	10.20	6,744.063	68,789.44	72,498.68
PIMCO UNCONSTRAINED BOND-INS				
72201M-48-7 PFIU X	10.55	14,423.417	152,167.05	162,342.09
Total Hedge Funds			\$544,017.18	\$564,448.50



LUCY & EMILY BEASLEY CHARITABLE TR ACCT X15913522
For the Period 9/1/16 to 9/30/16

Cash & Fixed Income Summary

Asset Categories	Beginning Market Value	Ending Market Value	Change In Value	Current Allocation
Cash	257,905.32	268,469.44	10,564.12	4%
Short Term	111,920.72	121,816.34	9,895.62	2%
US Fixed Income	2,399,108.75	2,382,296.81	(16,811.94)	30%
Non-US Fixed Income	9,092.35	9,063.78	(28.57)	1%
Total Value	\$2,778,027.14	\$2,781,646.37	\$3,619.23	37%



Market Value/Cost	Current Period Value
Market Value	2,781,646.37
Tax Cost	2,731,479.75
Unrealized Gain/Loss	48,802.03
Estimated Annual Income	90,726.99
Accrued Interest	15,715.90
Yield	1.47%

Cash & Fixed Income as a percentage of your portfolio - 37%



LUCY & EMILY BEASLEY CHARITABLE TR ACCT X15913522
For the Period 9/1/16 to 9/30/16

SUMMARY BY MATURITY

Cash & Fixed Income	Market Value	% of Cash & Fixed Income
0-6 months ¹	292,838.21	10%
6-12 months ¹	101,504.52	3%
1-5 years ¹	920,810.43	36%
5-10 years ¹	946,216.85	33%
10+ years ¹	520,276.36	18%
Total Value	\$2,781,646.37	100%

¹ The years indicate the number of years until the bond is scheduled to mature based on the statement end date. Some bonds may be called, or paid in full, before their stated maturity.

Note P indicates position adjusted for Pending Trade Activity O - Bonds purchased at a discount show accretion

¹ This is the Annual Percentage Yield (APY) which is the rate earned if balances remain on deposit for a full year with compounding, there is no change in the interest rate and all interest is left in the account

** Unrealized Gain/Loss is shown as "N/A" in cases where we do not have appropriate cost information for all tax lots comprising the position Please contact your J.P. Morgan team for additional information

SUMMARY BY TYPE

Cash & Fixed Income	Market Value	% of Cash & Fixed Income
Cash	288,469.44	9%
Corporate Bonds	628,337.99	22%
Govt and Agency Bonds	948,430.10	36%
International Bonds	89,028.73	3%
Mortgage and Asset Backed Bonds	847,380.11	30%
Total Value	\$2,781,646.37	100%

Cash & Fixed Income Detail

Cash	Price	Quantity	Value	Adjusted Tax Cost		Unrealized Gain/Loss	Est. Annual Income	Yield
				Original Cost	Accrued Interest			
US DOLLAR PRINCIPAL	1.00	253,946.51	253,946.51	253,946.51			761.83	0.30% ¹
US DOLLAR INCOME	1.00	19,559.98	19,559.98	19,559.98			65.58	0.01% ¹



LUCY & EMILY BEASLEY CHARITABLE TR ACCT. X15913522
For the Period 9/1/16 to 9/30/16

	Price	Quantity	Value	Adjusted Tax Cost Original Cost	Unrealized Gain/Loss	Est Annual Income Accrued Interest	Yield
Cash							
COST OF PENDING PURCHASES	1.00	(5,037.05)	(5,037.05)	(5,037.05)			
Total Cash			\$268,469.44	\$268,469.44	\$0.00	\$763.78 \$65.58	0.28%
Short Term							
MACYS RETAIL HLDGS INC							
5.9% DEC 01 2016	100.80	5,000.00	5,040.05	5,818.25	(778.20)	295.00 98.33	1.06%
DTD 11/29/2006							
314275-AA-6 BBB /BAA							
COMCAST CORP							
6 1/2% JAN 15 2017	101.52	10,000.00	10,151.50	10,801.00	(649.50)	650.00 137.22	1.22%
DTD 7/14/2006							
20030N-AP-6 A- /A3							
INTUIT INC							
5 3/4% MAR 15 2017	102.06	5,000.00	5,103.15	5,670.90	(567.75)	287.50 12.78	1.19%
DTD 3/12/2007							
461202-AB-9 BBB /BAA							
PACCAR FINANCIAL CORP							
MTN 1.6% MAR 15 2017	100.36	4,000.00	4,014.40	4,079.32	(64.92)	64.00 2.84	0.81%
DTD 03/06/2012							
69371R-K5-4 A+ /A1							
WYETH							
5.45% APR 01 2017	102.22	5,000.00	5,111.05	5,062.45	48.60	272.50 136.25	1.01%
DTD 03/27/2007							
983024-AM-2 AA /A1							



LUCY & EMILY BEASLEY CHARITABLE TR ACCT X15913522
For the Period 9/1/16 to 9/30/16

	Price	Quantity	Value	Adjusted Tax Cost		Unrealized Gain/Loss	Est Annual Income		Yield
				Original Cost			Accrued Interest		
Short Term									
NORFOLK SOUTHERN CORP NOTES 7.70% MAY 15 2017 DTD 5/19/97 655844-AE-8 BBB /BAA	104.00	5,000.00	5,200.05	5,581.75		(381.70)	385.00 145.44		1.22%
O U S A BOND STRIP PRIN PMT ZERO CPN 05/15/2017 DTD 05/16/1987 912803-AL-7 NR /NR	99.67	35,000.00	34,884.15	34,188.97 24,848.52		695.18			0.53%
AT&T INC 1.7% JUN 01 2017 DTD 06/14/2012 00206R-BF-8 BBB /BAA	100.18	6,000.00	6,010.74	6,105.48		(94.74)	102.00 34.00		1.43%
FNMA 5.375% 06/12/17 31398A-DM-1 AA+ /AAA	103.30	25,000.00	25,825.00	30,336.50		(4,511.50)	1,343.75 406.85		0.62%
ERP OPERATING LP 5.3/4% JUN 15 2017 DTD 06/04/2007 26884A-AX-1 A- /BAA	103.17	5,000.00	5,158.70	4,957.95		200.75	287.50 60.69		1.22%
DEUTSCHE BANK AG LONDON 6% SEP 01 2017 DTD 08/29/2007 25152C-MN-3 BBB /BAA	101.80	5,000.00	5,090.10	5,726.28		(636.18)	300.00 25.00		3.98%
BANK OF MONTREAL MTN 1.4% SEP 11 2017 DTD 09/11/2012 06366R-HA-6 A+ /AA3	100.18	5,000.00	5,008.90	5,007.03		1.87	70.00 3.89		1.21%



LUCY & EMILY BEASLEY CHARITABLE TR ACCT. X15913522
For the Period 9/1/16 to 9/30/16

	Price	Quantity	Value	Adjusted Tax Cost Original Cost	Unrealized Gain/Loss	Est Annual Income Accrued Interest	Yield
Short Term							
SUNTRUST BANKS							
SR NOTES 6% SEP 11 2017	104.37	5,000.00	5,218.55	4,999.60	218.95	300.00	1.33%
DTD 09/10/2007						16.67	
867914-AZ-6 BBB /BAA							
Total Short Term			\$121,816.34	\$128,335.48 \$118,995.03	(\$6,519.14)	\$4,357.25 \$1,079.96	0.99%
US Fixed Income							
FEDERAL NATL MTG ASSN GTD REMIC PASS							
THRU CTF REMIC TR 2002-5 CL-B DUE	100.28	59.51	59.67	59.43	0.24	3.27	1.11%
5.50% DUE 02/25/2017						0.27	
31392B-SV-9							
NYSE EURONEXT							
2% OCT 05 2017	100.89	5,000.00	5,044.25	5,025.94	18.31	100.00	1.12%
DTD 10/05/2012						48.89	
629491-AB-7 A /A2							
DIAGEO CAPITAL PLC							
NOTES 5 3/4% OCT 23 2017	104.75	15,000.00	15,712.65	15,468.60	244.05	862.50	1.24%
DTD 10/26/2007						378.54	
25243Y-AM-1 A- /A3							
FEDERAL NATL MTG ASSN GTD REMIC PASS							
THRU CTF REMIC TR 2002-62 CL-ZE	101.66	1,102.48	1,120.72	1,032.99 **	N/A	60.63	1.01%
5.50% DUE 11/25/2017						5.05	
31392E-2R-0							
FEDERAL NATL MTG ASSN GTD REMIC PASS							
THRU CTF REMIC TR 2002-71 CL-UC	101.67	768.88	781.68	729.00	52.68	38.44	0.98%
5.00% DUE 11/25/2017						3.20	
31392F-DQ-7							



LUCY & EMILY BEASLEY CHARITABLE TR ACCT X15913522
For the Period 9/1/16 to 9/30/16

	Price	Quantity	Value	Adjusted Tax Cost Original Cost	Unrealized Gain/Loss	Est. Annual Income Accrued Interest	Yield
US Fixed Income							
TEXTRON INC NT							
DTD 12/04/2007 5.60% DUE 12/01/2017	104.49	5,000.00	5,224.70	5,235.55	(10.85)	280.00	1.69%
883203-BL-4 BBB /BAA						93.33	
AMERICAN TOWER CORP							
4.1/2% JAN 15 2018	103.59	5,000.00	5,179.30	5,414.10	(234.80)	225.00	1.67%
DTD 12/07/2010						47.50	
029912-BD-3 BBB /BAA							
AMERICAN INTL GROUP							
5.85% JAN 16 2018	105.53	5,000.00	5,276.35	5,889.95	(613.60)	292.50	1.51%
DTD 12/12/2007						60.94	
02687Q-DG-0 A- /BAA							
AT&T INC							
5.1/2% FEB 01 2018	105.49	4,000.00	4,219.56	4,831.08	(611.52)	220.00	1.33%
DTD 02/01/2008						36.66	
00206R-AJ-1 BBB /BAA							
ZOETIS INC							
1.875% 02/01/2018 DTD 08/01/2013	100.36	5,000.00	5,018.05	5,015.70	2.35	93.75	1.60%
98978V-AG-8 BBB /BAA						15.63	
HONEYWELL INTERNATIONAL							
5.3% MAR 01 2018	105.87	5,000.00	5,293.45	5,369.35	(75.90)	265.00	1.11%
DTD 02/29/2008						22.08	
438516-AX-4 A /A2							
MIDAMERICAN ENERGY CO							
5.3% MAR 15 2018	105.76	10,000.00	10,575.90	9,971.80	604.10	530.00	1.29%
DTD 03/25/2008						23.55	
595620-AH-8 A+ /AA2							
AMERICAN EXPRESS							
SR NOTES 7% MAR 19 2018	108.07	5,000.00	5,403.50	5,959.05	(555.55)	350.00	1.42%
DTD 03/19/2008						11.67	
025816-AY-5 BBB /A3							



LUCY & EMILY BEASLEY CHARITABLE TR ACCT X15913522
For the Period 9/1/16 to 9/30/16

	Price	Quantity	Value	Adjusted Tax Cost Original Cost	Unrealized Gain/Loss	Est. Annual Income Accrued Interest	Yield
US Fixed Income							
FORD CREDIT AUTO OWNER TRUST							
2013-D CL A3 0 670% 04/15/2018	99.97	4,342.32	4,341.10	4,321.62	19.48	29.09	0.85%
DTD 11/26/2013						1.29	
34530G-AD-4 /AAA							
FNMA 0.875% 05/21/18							
3135G0-WJ-8 AA+ /AAA	100.09	20,000.00	20,018.00	19,656.40	361.60	175.00	0.82%
						63.18	
FNMA REMIC TRUST 2003-32 CL-NG							
5 00% 05/25/2018 DTD 04/01/2003	102.03	4,234.82	4,320.91	4,101.15	219.76	211.74	1.08%
31393B-PC-3						17.64	
FORD MOTOR CO DEL							
6 1/2% AUG 1 2018	108.64	5,000.00	5,431.90	5,798.10	(366.20)	325.00	1.69%
DTD 7/27/98						54.17	
345370-BX-7 BBB /BAA							
BNP PARIBAS MTN							
2 700% 08/20/2018 DTD 08/20/2013	101.91	2,000.00	2,038.12	1,996.28	41.84	54.00	1.67%
05574L-PT-9 A /A1						6.15	
SANTANDER UK PLC							
3 050% 08/23/2018 DTD 08/23/2013	102.19	5,000.00	5,109.40	5,096.15	13.25	152.50	1.87%
80283L-AM-5 A /A1						16.10	
NATIONAL RURAL UTIL CORP							
10 3/8% NOV 01 2018	118.48	5,000.00	5,923.90	6,738.00	(814.10)	518.75	1.35%
DTD 10/30/2008						216.15	
637432-LR-4 A /A1							
PEPSICO INC							
7 9% NOV 01 2018	113.63	5,000.00	5,681.35	5,773.65	(92.30)	395.00	1.25%
DTD 10/24/2008						164.58	
713448-BJ-6 A /A1							
US TREAS 3.75% 11/15/18							
912828-JR-2 NR /AAA	106.18	35,000.00	37,163.00	35,725.98	1,437.02	1,312.50	0.81%
						495.74	



LUCY & EMILY BEASLEY CHARITABLE TR ACCT X15913522
For the Period 9/1/16 to 9/30/16

	Price	Quantity	Value	Adjusted Tax Cost Original Cost	Unrealized Gain/Loss	Est. Annual Income Accrued Interest	Yield
US Fixed Income							
FNMA 697953 4.5% 01/01/19 31400U-MA-9	102.53	525.63	538.93	534.90	4.03	23.65 1.97	1.85%
SEMPRA ENERGY 9.8% FEB 15 2019 DTD 11/20/2008 816851-AK-5 BBB /BAA	118.46	5,000.00	5,923.10	5,327.15	595.95	490.00 62.61	1.81%
RYDER SYSTEM INC MTN 2.350% 02/26/2019 DTD 02/26/2013 78355H-JU-4 BBB /BAA	101.48	4,000.00	4,059.20	3,995.56	63.64	94.00 9.14	1.72%
21ST CENTY FOX AMER INC 6.900% 03/01/2019 DTD 02/13/2009 90131H-AN-5 BBB /BAA	112.37	5,000.00	5,618.70	6,071.15	(452.45)	345.00 28.75	1.65%
ANADARKO PETROLEUM CORP NOTES 8.7% MAR 15 2019 DTD 03/05/2009 032511-BC-0 BBB /BA1	114.05	5,000.00	5,702.40	4,944.95	757.45	435.00 19.33	2.74%
ATOMS ENERGY CORP 8.1/2% MAR 15 2019 DTD 03/26/2009 049560-AJ-4 A /A2	116.51	5,000.00	5,825.70	4,990.65	835.05	425.00 18.89	1.61%
EATON CORP 6.95% MAR 20 2019 DTD 3/16/2009 278058-DH-2 A- /BAA	112.45	5,000.00	5,622.45	5,189.95	432.50	347.50 10.62	1.77%
KANSAS CITY POWER & LT 7.15% APR 01 2019 DTD 03/24/2009 485134-BL-3 A /A2	113.72	3,000.00	3,411.66	3,851.58	(439.92)	214.50 107.25	1.54%



LUCY & EMILY BEASLEY CHARITABLE TR ACCT. X15913522
For the Period 9/1/16 to 9/30/16

	Price	Quantity	Value	Adjusted Tax Cost Original Cost	Unrealized Gain/Loss	Est Annual Income Accrued Interest	Yield
US Fixed Income							
SIMON PROPERTY GROUP LP							
SR NOTES 10.35% APR 01 2019	119.83	5,000.00	5,991.25	6,972.30	(981.05)	517.50	2.17%
DTD 03/25/2009						258.75	
828807-CA-3 A /A2							
RIO TINTO FIN USA LTD							
9% MAY 01 2019	118.45	4,000.00	4,737.88	5,493.24	(755.36)	360.00	1.68%
DTD 04/17/2009						150.00	
767201-AH-9 A- /BAA							
FEDERAL HOME LN MTG CORP MULTICLASS							
MTG PARTN CTFS GTD SER 2798 CL JL	102.90	3,605.85	3,710.38	3,557.39	152.99	162.26	1.12%
4.50% DUE 05/15/2019						13.52	
31394X-Y2-6							
PRINCIPAL FINL GROUP INC GTD SR NT							
8.718% MAY 15 2019	118.06	5,000.00	5,902.90	6,726.55	(823.65)	443.75	1.79%
DTD 05/21/2009						167.64	
74251V-AD-4 BBB /BAA							
BANK OF AMERICA CORP							
SR NOTES 7.5/8% JUN 01 2019	114.83	25,000.00	28,707.25	30,263.80	(1,556.55)	1,906.25	1.89%
DTD 06/02/2009						635.40	
06051G-DZ-9 BBB /BAA							
ACE INA HOLDINGS							
5.9% JUN 15 2019	111.41	10,000.00	11,140.60	10,850.00	290.60	590.00	1.58%
DTD 06/08/2009						173.72	
00440E-AM-9 A /A3							
BUNGE LIMITED FINANCE CO							
8.1/2% JUN 15 2019	117.11	5,000.00	5,855.30	5,126.81	728.49	425.00	1.97%
DTD 06/09/2009						125.14	
120568-AT-7 BBB /BAA							



LUCY & EMILY BEASLEY CHARITABLE TR ACCT. X15913522
For the Period 9/1/16 to 9/30/16

	Price	Quantity	Value	Adjusted Tax Cost Original Cost	Unrealized Gain/Loss	Est Annual Income Accrued Interest	Yield
US Fixed Income							
FRANCE TELECOM 5.3/8% JUL 08 2019 DTD 07/07/2009 35177P-AT-4 BBB /BAA	110.65	5,000.00	5,532.70	5,642.45	(109.75)	268.75 61.96	1.44 %
TELEFONICA SA 5.877% JUL 15 2019 DTD 07/06/2009 87938W-AH-6 BBB /BAA	110.85	5,000.00	5,542.35	5,681.55	(139.20)	293.85 62.04	1.87 %
CITIGROUP INC 2.500% 07/29/2019 DTD 07/29/2014 172967-HU-8 BBB /BAA	102.06	13,000.00	13,267.93	13,138.32	129.61	325.00 55.97	1.75 %
RAYMOND JAMES FINANCIAL 8.6% AUG 15 2019 DTD 08/20/2009 754730-AB-5 BBB /BAA	118.19	5,000.00	5,909.65	6,338.85	(429.20)	430.00 54.94	2.04 %
FNMA 790734 5% 09/01/19 31405J-PT-5	103.04	2,439.20	2,513.38	2,417.48	95.90	121.96 10.16	2.49 %
FNMA ZERO CPN 10/09/2019 DTD 10/9/1984 313586-RC-5 AA- /AAA	95.63	15,000.00	14,343.90	13,809.03 13,088.80	534.87		1.51 %
CENOVUS ENERGY INC 5.7% OCT 15 2019 DTD 04/15/2010 15135U-AD-1 BBB /BAA	107.40	5,000.00	5,370.00	5,473.75	(103.75)	285.00 131.42	3.13 %
THOMSON REUTERS CORP NOTES 4.7% OCT 15 2019 DTD 09/29/2009 884903-BG-9 BBB /BAA	108.27	5,000.00	5,413.35	4,982.45	430.90	235.00 108.36	1.89 %



LUCY & EMILY BEASLEY CHARITABLE TR ACCT. X15913522
For the Period 9/1/16 to 9/30/16

	Price	Quantity	Value	Adjusted Tax Cost Original Cost	Unrealized Gain/Loss	Est Annual Income Accrued Interest	Yield
US Fixed Income							
US TREAS 3.375% 11/15/19 912828-LY-4 NR /AAA	107.49	80,000.00	85,993.60	82,882.81	3,110.79	2,700.00 1,020.00	0.94%
CALIFORNIA REPUBLIC AUTO RECEI 2015-3 CL A3 1.620% 11/15/2019 DTD 09/30/2015 13056J-AC-8 AAA /	100.53	25,000.00	25,133.50	24,998.77	134.73	405.00 18.00	1.06%
FHLMC SER 2886 CL BE 4 500% 11/15/2019 DTD 11/01/2004 31395H-ZF-0	102.53	9,878.79	10,129.02	10,125.77	3.25	444.54 37.05	1.15%
WESTPAC BANKING CORP NOTES 4 7/8% NOV 19 2019 DTD 11/19/2009 961214-BK-8 AA- /AA2	109.65	12,000.00	13,158.48	11,991.48	1,167.00	585.00 214.50	1.70%
FHLMC GOLD B17378 4.5% 12/01/19 312970-FT-8	102.86	1,647.22	1,694.30	1,642.58	51.72	74.12 6.18	1.96%
FNMA 805119 5.5% 01/01/20 31406B-PC-8	104.89	2,258.94	2,369.33	2,247.38	121.95	124.24 10.35	1.82%
BANK OF NEW YORK MELLON NOTES 4.6% JAN 15 2020 DTD 11/16/2009 06406H-BP-3 A /A1	109.55	5,000.00	5,477.30	4,990.25	487.05	230.00 48.56	1.61%
POTASH CORP-SASKATCHEWAN 4.875% 03/30/2020 DTD 09/28/2009 73755L-AH-0 BBB /A3	109.14	5,000.00	5,457.00	5,354.23	102.77	243.75 0.68	2.15%
FNMA 822435 4.5% 04/01/20 31406W-V4-3	102.66	1,149.40	1,179.93	1,142.72	37.21	51.72 4.31	2.56%



LUCY & EMILY BEASLEY CHARITABLE TR ACCT X15913922
For the Period 9/1/16 to 9/30/16

	Price	Quantity	Value	Adjusted Tax Cost Original Cost	Unrealized Gain/Loss	Est. Annual Income Accrued Interest	Yield
US Fixed Income							
SANTANDER DRIVE AUTO RECEIVABL							
2014-1 CL C 2 360% 04/15/2020	100.64	15,000.00	15,096.15	15,090.23	5.92	354.00 15.72	1.23%
DTD 01/15/2014							
80283N-AF-6 AAA /							
AMERICREDIT AUTOMOBILE RECEIVABLES							
2014-2 CL C 2.18% 06/08/2020	101.07	25,000.00	25,267.25	25,005.86	261.39	545.00 34.80	1.43%
DTD 06/12/2014							
03064V-AE-8 /AAA							
CNA FINANCIAL CORP							
5 7/8% AUG 15 2020	113.58	2,000.00	2,271.52	1,993.70	277.82	117.50 15.01	2.20%
DTD 08/10/2010							
126117-AQ-3 BBB /BAA							
MANULIFE FINANCIAL CORP							
4 9% SEP 17 2020	110.00	5,000.00	5,499.75	5,528.55	(28.80)	245.00 9.53	2.25%
DTD 09/17/2010							
56501R-AB-2 A /NA							
UNITEDHEALTH GROUP INC							
NOTES 3 7/8% OCT 15 2020	108.56	3,000.00	3,256.77	3,276.36	(19.59)	116.25 53.60	1.67%
DTD 10/25/2010							
91324P-BM-3 A+ /A3							
US TREAS 2.625% 11/15/20							
912828-PC-8 NR /AAA	106.15	65,000.00	68,996.20	62,050.59	6,945.61	1,705.25 644.54	1.10%
US TREAS 1.625% 11/30/20							
912828-M9-8 NR /AAA	102.16	70,000.00	71,514.80	70,926.95	587.85	1,137.50	1.09%
GENERAL ELEC CAP CORP							
NOTES 4 5/8% JAN 07 2021	113.05	5,000.00	5,652.60	5,638.25	14.35	231.25 53.96	1.46%
DTD 01/07/2011							
36962G-4Y-7 AA- /A1							



LUCY & EMILY BEASLEY CHARITABLE TR ACCT X15913522
For the Period 9/1/16 to 9/30/16

	Price	Quantity	Value	Adjusted Tax Cost Original Cost	Unrealized Gain/Loss	Est Annual Income Accrued Interest	Yield
US Fixed Income							
AMERICREDIT AUTOMOBILE RECEIVA							
2015-1 CL C 2 510% 01/08/2021	101.44	25,000.00	25,359.50	25,087.89	271.61	627.50	1.80%
DTD 01/22/2015						40.08	
03065K-AF-8 /AAA							
SANTANDER DRIVE AUTO RECEIVABL							
2015-3 CL C 2 740% 01/15/2021	101.90	25,000.00	25,475.75	25,085.94	389.81	685.00	1.73%
DTD 06/24/2015						30.43	
80284L-AF-9 /P-1							
OCCIDENTAL PETROLEUM COR							
4.1% FEB 01 2021	108.81	5,000.00	5,440.70	5,174.72	265.98	205.00	1.97%
DTD 12/16/2010						34.17	
674599-BY-0 A /A3							
AT&T INC							
5.000% 03/01/2021 DTD 03/17/2016	112.13	5,000.00	5,606.60	5,590.35	16.25	250.00	2.11%
00206R-DA-7 BBB /BAA						20.83	
WASTE MANAGEMENT INC							
4.6% MAR 01 2021	111.22	5,000.00	5,561.10	5,509.95	51.15	230.00	1.94%
DTD 02/28/2011						19.17	
941063-AQ-2 A-/BAA							
SANTANDER DRIVE AUTO RECEIVABL							
2015-4 CL C 2 970% 03/15/2021	102.47	25,000.00	25,616.25	25,046.88	569.37	742.50	1.79%
DTD 08/26/2015						33.00	
80284M-AF-7 /AA1							
KEYCORP							
MTN 5 1% MAR 24 2021	114.11	5,000.00	5,705.30	5,748.85	(43.55)	255.00	1.81%
DTD 03/24/2011						4.96	
49326E-ED-1 BBB /BAA							
FNMA 745562 5.5% 04/01/21							
31403D-JF-7	104.95	5,958.73	6,253.39	6,465.20	(211.81)	327.73	2.59%
						27.31	



LUCY & EMILY BEASLEY CHARITABLE TR ACCT X15913522
For the Period 9/1/16 to 9/30/16

	Price	Quantity	Value	Adjusted Tax Cost Original Cost	Unrealized Gain/Loss	Est Annual Income Accrued Interest	Yield
US Fixed Income							
SUNOCO LOGISTICS PARTNER 4 400% 04/01/2021 DTD 11/17/2015 86765B-AR-0 BBB /NR	107 12	5,000.00	5,356.10	4,993 75	362 35	220 00 110 00	2 71 %
TORONTO-DOMINION BANK 2 125% 04/07/2021 DTD 04/07/2016 89114Q-BG-2 AA- /AA1	101 19	3,000 00	3,035 61	2,994 90	40 71	63.75 30 81	1 85 %
FNMA 888104 5% 05/01/21 31410F-US-2	103 53	6,941.71	7,186 68	7,438 46	(251 78)	347 08 28.92	2 92 %
BOSTON PROPERTIES LP 4 1/8% MAY 15 2021 DTD 11/18/2010 10112R-AS-3 A- /BAA	109 12	5,000 00	5,456 05	5,287 10	168.95	206.25 77 92	2 05 %
GOLDMAN SACHS GROUP INC 5 1/4% JUL 27 2021 DTD 07/27/2011 38141G-GQ-1 BBB /A3	113 40	15,000.00	17,009 40	16,775.40	234 00	787 50 140 00	2 30 %
US TREAS 2.125% 08/15/21 912828-RC-6 NR /AAA	104 43	90,000.00	93,987 00	92,441 60	1,545.40	1,912 50 244.17	1 19 %
FLUOR CORP (NEW) 3 3/8% SEP 15 2021 DTD 09/13/2011 343412-AB-8 A- /A3	107 05	10,000 00	10,704 60	10,369 70	334 90	337.50 15 00	1.88 %
TOYOTA MOTOR CREDIT CORP MTN 3 4% SEP 15 2021 DTD 09/15/2011 89233P-5F-9 AA- /AA3	107 80	5,000.00	5,390 15	4,987 39	402 76	170 00 7 56	1 75 %



LUCY & EMILY BEASLEY CHARITABLE TR ACCT X15913522
For the Period 9/1/16 to 9/30/16

	Price	Quantity	Value	Adjusted Tax Cost Original Cost	Unrealized Gain/Loss	Est Annual Income Accrued Interest	Yield
US Fixed Income							
VERIZON COMMUNICATIONS							
3 1/2% NOV 01 2021	108.02	5,000.00	5,401.20	5,119.00	282.20	175.00	1.84%
DTD 11/03/2011						72.92	
92343V-BC-7 BBB /BAA							
LOWE'S COMPANIES INC							
3.8% NOV 15 2021	110.07	5,000.00	5,503.70	5,049.75	453.95	190.00	1.74%
DTD 11/23/2011						71.78	
548661-CV-7 A- /A3							
UNITEDHEALTH GROUP INC							
3 3/8% NOV 15 2021	107.27	2,000.00	2,145.30	2,092.88	52.42	67.50	1.88%
DTD 11/10/2011						25.50	
91324P-BT-8 A+ /A3							
HSBC HOLDINGS PLC							
4 875% JAN 14 2022	110.70	5,000.00	5,535.05	5,392.90	142.15	243.75	2.69%
DTD 11/17/2011						52.14	
404280-AL-3 A /A1							
US TREAS 2% 02/15/22							
912828-SF-8 NR /AAA	103.94	110,000.00	114,331.80	113,919.13	412.67	2,200.00	1.24%
						280.94	
CBS CORP							
3 3/8% MAR 01 2022	105.23	5,000.00	5,261.70	4,934.45	327.25	168.75	2.34%
DTD 03/02/2012						14.06	
124857-AG-8 BBB /BAA							
BURLINGTN NORTH SANTA FE							
3.05% MAR 15 2022	105.66	5,000.00	5,282.75	4,859.30	423.45	152.50	1.95%
DTD 03/02/2012						6.78	
12189L-AH-4 A /A3							
ABB FINANCE USA INC							
2.875% MAY 08 2022	104.78	5,000.00	5,239.00	5,175.35	63.65	143.75	1.97%
DTD 05/08/2012						57.10	
00037B-AB-8 A /A2							



LUCY & EMILY BEASLEY CHARITABLE TR ACCT X15913522
For the Period 9/1/16 to 9/30/16

	Price	Quantity	Value	Adjusted Tax Cost Original Cost	Unrealized Gain/Loss	Est Annual Income Accrued Interest	Yield
US Fixed Income							
FHLMC GOLD C90553 6.5% 06/01/22 31335H-TJ-2	114.65	13,789.43	15,808.89	15,237.35	571.54	896.31 74.68	
REPUBLIC SERVICES INC 3.55% JUN 01 2022 DTD 05/21/2012 760759-AP-5 BBB /BAA	107.52	2,000.00	2,150.34	1,994.46	155.88	71.00 23.67	2.13%
EBAY INC 2.6% JUL 15 2022 DTD 07/24/2012 278642-AE-3 BBB /BAA	101.47	5,000.00	5,073.70	4,636.05	437.65	130.00 27.44	2.33%
US BANCORP MTN 2.95% JUL 15 2022 DTD 07/23/2012 91159J-AA-4 A- /A1	104.71	5,000.00	5,235.65	5,138.75	96.90	147.50 31.14	2.08%
FNMA SER G92-35 CL E 7 5% JUL 25 2022 DTD 07/01/1992 31358P-HT-7 NR /NR	110.13	10,734.64	11,821.85	12,116.72	(294.87)	805.09 67.09	1.56%
TRANS-CANADA PIPELINES 2.5% AUG 01 2022 DTD 08/02/2012 893526-DM-2 A- /A3	100.59	5,000.00	5,029.70	4,898.00	131.70	125.00 20.83	2.39%
VENTAS REALTY LP/CAP CRP 3.250% 08/15/2022 DTD 08/03/2012 92276M-AZ-8 BBB /BAA	104.18	5,000.00	5,208.90	5,050.40	158.50	162.50 20.76	2.48%
FHLMC GOLD C90580 6% 09/01/22 31335H-UD-3	114.39	8,894.31	10,162.94	9,711.67	451.27	533.05 44.42	



LUCY & EMILY BEASLEY CHARITABLE TR ACCT X15913522
For the Period 9/1/16 to 9/30/16

	Price	Quantity	Value	Adjusted Tax Cost Original Cost	Unrealized Gain/Loss	Est Annual Income Accrued Interest	Yield
US Fixed Income							
GILEAD SCIENCES INC 3 250% 09/01/2022 DTD 09/14/2015 375558-BC-6 A /A3	106 70	5,000 00	5,334 85	5,205 66	129 19	162 50 13 54	2.04 %
CME GROUP INC 3% SEP 15 2022 DTD 09/10/2012 12572Q-AE-5 AA- /AA3	106 23	5,000 00	5,311 35	4,984 55	326 80	150 00 6 67	1 89 %
CONAGRA FOODS INC 3 25% SEP 15 2022 DTD 09/13/2012 205887-BJ-0 BBB /BAA	104 64	5,000 00	5,231 80	4,932 30	299 50	162 50 7 22	2 41 %
FEDERAL NATL MTG ASSN GTD REMIC PASS THRU CTF REMIC TR 1992-G61 CLZ 7 00% DUE 10/25/2022 31358Q-W2-7 NR /NR	110 59	4,348 92	4,809 47	4,533 74	275 73	304 42 25 37	1 80 %
INVESCO FINANCE PLC 3 125% 11/30/2022 DTD 11/08/2012 46132F-AA-8 A /A2	104 36	5,000 00	5,218 20	4,948 90	269 30	156 25 52 52	2 36 %
TEVA PHARMACEUT FIN BV 2 950% 12/18/2022 DTD 12/18/2012 88165F-AG-7 BBB /BAA	102 28	2,000 00	2,045 62	1,925 12	120 50	59 00 16 88	2 55 %
LOCKHEED MARTIN CORP 3 100% 01/15/2023 DTD 11/23/2015 539830-BG-3 BBB /BAA	105 60	5,000 00	5,280 00	5,149 30	130 70	155 00 32 72	2 14 %
ENERGY TRANSFER PARTNERS 3 600% 02/01/2023 DTD 01/22/2013 29273R-AS-8 BBB /BAA	98 99	4,000 00	3,959 60	3,964 40	(4 80)	144 00 24 00	3 78 %



LUCY & EMILY BEASLEY CHARITABLE TR ACCT X15913522
For the Period 9/1/16 to 9/30/16

	Price	Quantity	Value	Adjusted Tax Cost Original Cost	Unrealized Gain/Loss	Est. Annual Income Accrued Interest	Yield
US Fixed Income							
WELLS FARGO & COMPANY 3.450% 02/13/2023 DTD 02/13/2013 94974B-FJ-4 A- /A3	103.53	25,000.00	25,882.25	25,443.25	439.00	862.50 115.00	2.84%
MORGAN STANLEY 3.750% 02/25/2023 DTD 02/25/2013 61746B-DJ-2 BBB /A3	106.56	20,000.00	21,311.60	20,567.60	744.00	750.00 75.00	2.63%
CARDINAL HEALTH INC 3.200% 03/15/2023 DTD 02/22/2013 14149Y-AY-4 A- /BAA	104.88	5,000.00	5,244.05	4,609.50	634.55	160.00 7.11	2.38%
FREEPORT-MCMORAN C & G 3.875% 03/15/2023 DTD 09/15/2013 35671D-AZ-8 BB- /B1	90.13	5,000.00	4,506.25	3,697.50	808.75	193.75 8.61	5.73%
FEDERAL NATL MTG ASSN GTD REMIC PASS THRU CTF REMIC TR 2003-28 CL 28-TC 5.50% DUE 04/25/2023 31393A-FD-4	106.51	9,380.63	9,969.73	9,090.41	879.32	514.83 42.90	1.45%
21ST CENTY FOX AMER INC 8.875% 04/26/2023 DTD 10/26/2014 90131H-AS-4 BBB /BAA	134.73	4,000.00	5,389.32	5,587.56	(198.24)	355.00 152.84	3.01%
US TREAS 1.75% 05/15/23 912828-VB-3 NR /AAA	102.28	105,000.00	107,395.05	96,021.68	11,373.37	1,837.50 694.05	1.39%
PRINCIPAL FINANCIAL GROU 3.125% 05/15/2023 DTD 11/16/2012 74251V-AH-5 BBB /BAA	101.95	2,000.00	2,039.02	1,997.16	41.86	62.50 23.61	2.80%
STATE STREET CORP 3.100% 05/15/2023 DTD 05/15/2013 857477-AL-7 A- /A2	104.39	2,000.00	2,087.74	1,996.78	90.98	62.00 23.42	2.38%



LUCY & EMILY BEASLEY CHARITABLE TR ACCT. X15913522
For the Period 9/1/16 to 9/30/16

	Price	Quantity	Value	Adjusted Tax Cost Original Cost	Unrealized Gain/Loss	Est Annual Income Accrued Interest	Yield
US Fixed Income							
ENERGY ARKANSAS INC							
3 050% 06/01/2023 DTD 05/30/2013	104 21	2,000.00	2,084 16	2,001 65	82 51	61 00 20 33	2 36 %
29364D-AR-1 A /A2							
FNMA 889735 5.5% 07/01/23							
31410K-PU-2	105 94	7,416 62	7,857 17	8,107 30	(250 13)	407 91 33 99	2 88 %
FNMA							
GTD REMIC PASS THRU CTF REMIC TRUST	111.16	15,393 66	17,112 05	17,231 28	(119 23)	1,077 55 89 79	1 46 %
1993-149 CL M 7% AUG 25 2023							
DTD 8/1/93							
31359B-6U-6 NR /NR							
FNMA 254915 4.5% 09/01/23							
31371L-DU-0	110 07	8,249.48	9,079 95	8,726 41	353.54	371 22 30 94	0 38 %
ORACLE CORP							
2 400% 09/15/2023 DTD 07/07/2016	100 42	5,000 00	5,020 85	5,048 50	(27 65)	120 00 28.00	2 33 %
68389X-BL-8 AA- /A1							
VERIZON COMMUNICATIONS							
5 150% 09/15/2023 DTD 09/18/2013	116 62	10,000 00	11,661 90	10,723 40	938 50	515 00 22.88	2 53 %
92343V-BR-4 BBB /BAA							
P SHIRE ACQ INV IRELAND DA							
2 875% 09/23/2023 DTD 09/23/2016	100 55	5,000.00	5,027 60	5,037 05	(9 45)	143 75 (4 39)	2 79 %
82481L-AC-3 BBB /BAA							
FEDERAL HOME LN MTG CORP MULTICLASS							
MTG PARTN CTFS GTD SER 1591 CL	109 71	2,871 78	3,150 60	2,961.09	189 51	182.35 15 19	1 46 %
1591-PK 6.350% DUE 10/15/2023							
3133T1-VW-9							
SCHLUMBERGER INVESTMENT							
3 650% 12/01/2023 DTD 12/03/2013	108 52	5,000 00	5,426 10	5,123 50	302 60	182 50 60 83	2 35 %
806854-AH-8 AA- /A1							



LUCY & EMILY BEASLEY CHARITABLE TR ACCT X15913522
For the Period 9/1/16 to 9/30/16

	Price	Quantity	Value	Adjusted Tax Cost Original Cost	Unrealized Gain/Loss	Est Annual Income Accrued Interest	Yield
US Fixed Income							
ENTERPRISE PRODUCTS OPER 3.900% 02/15/2024 DTD 02/12/2014 29379V-BB-8 BBB /BAA	104.49	1,000.00	1,044.90	998.11	46.79	39.00 4.98	3.21%
VIRGINIA ELEC & POWER CO 3.450% 02/15/2024 DTD 02/07/2014 927804-FQ-2 BBB /A2	109.03	1,000.00	1,090.27	997.98	92.29	34.50 4.41	2.12%
BLACKROCK INC 3.500% 03/18/2024 DTD 03/18/2014 09247X-AL-5 AA- /A1	108.91	5,000.00	5,445.30	5,299.10	146.20	175.00 6.32	2.20%
VIACOM INC 3.875% 04/01/2024 DTD 03/11/2014 92553P-AX-0 BBB /BAA	103.33	5,000.00	5,166.60	4,959.60	207.00	193.75 96.88	3.37%
PNC FINANCIAL SERVICES 3.900% 04/29/2024 DTD 04/28/2014 693475-AP-0 BBB /A3	107.46	10,000.00	10,746.40	10,430.10	316.30	390.00 164.66	2.80%
EXPRESS SCRIPTS HOLDING 3.500% 06/15/2024 DTD 06/05/2014 30219G-AK-4 BBB /BAA	104.71	5,000.00	5,235.60	4,962.80	272.80	175.00 51.53	2.82%
GOLDMAN SACHS GROUP INC MTN 3.850% 07/08/2024 DTD 07/08/2014 38141E-C2-3 BBB /A3	106.24	11,000.00	11,686.29	11,575.96	110.33	423.50 97.64	2.95%
LEGG MASON INC 3.950% 07/15/2024 DTD 06/26/2014 524901-AT-2 BBB /BAA	103.80	5,000.00	5,190.10	5,048.55	141.55	197.50 41.69	3.39%
US TREAS 2.375% 08/15/24 912828-D5-6 NR /AAA	106.57	55,000.00	58,613.50	56,216.02	2,397.48	1,306.25 166.82	1.49%



LUCY & EMILY BEASLEY CHARITABLE TR ACCT X15913522
For the Period 9/1/16 to 9/30/16

	Price	Quantity	Value	Adjusted Tax Cost Original Cost	Unrealized Gain/Loss	Est Annual Income Accrued Interest	Yield
US Fixed Income							
FREDDIE MAC							
SER 2835 CL HB 5 5% AUG 15 2024	108 93	9,975 48	10,866 19	10,798 46	67 73	548 65 45 72	1.53 %
DTD 08/01/2004							
31395E-YP-6							
HCP INC							
3 875% 08/15/2024 DTD 08/14/2014	102 15	2,000 00	2,043 06	1,992 60	50 46	77 50 9 90	3 56 %
40414L-AL-3 BBB /BAA							
DUKE REALTY LP							
3 750% 12/01/2024 DTD 11/17/2014	105 68	5,000 00	5,284 20	4,941 80	342 40	187 50 62 50	2 96 %
26441Y-AY-3 BBB /BAA							
CANADIAN NATL RESOURCES							
3 900% 02/01/2025 DTD 11/17/2014	100 20	5,000 00	5,010 20	4,653 10	357 10	195 00 32 50	3 87 %
136385-AV-3 BBB /BAA							
APPLE INC							
2 500% 02/09/2025 DTD 02/09/2015	101 28	5,000 00	5,064 15	4,982 45	81 70	125 00 18 06	2 33 %
037833-AZ-3 AA+ /AAA							
FNMA 888656 6.5% 04/01/25							
31410G-H9-7	115 11	4,248 81	4,890 76	4,375 42	515 34	276 17 23 01	1 07 %
US TREAS 2.125% 05/15/25							
912828-XB-1 NR /AAA	104 61	130,000 00	135,991 70	128,202 35	6,789 35	2,762 50 1,043 38	1 55 %
INTEL CORP							
3 700% 07/29/2025 DTD 07/29/2015	110 57	2,000 00	2,211 30	1,997 02	214 28	74 00 12 74	2 37 %
458140-AS-9 A+ /A1							
FHLMC							
SER 3710 CL GB 4% AUG 15 2025	106 47	25,000 00	26,616 50	27,656 25	(1,039 75)	1,000 00 44 43	1 38 %
DTD 08/01/2010							
3137A1-LY-7							



LUCY & EMILY BEASLEY CHARITABLE TR ACCT X15913522
For the Period 9/1/16 to 9/30/16

	Price	Quantity	Value	Adjusted Tax Cost Original Cost	Unrealized Gain/Loss	Est Annual Income Accrued Interest	Yield
US Fixed Income							
FNMA 2005-121 CL DY 5.500% 01/25/2026 DTD 12/01/2005 31394V-AL-4	109.99	22,221.76	24,441.05	25,582.79	(1,141.74)	1,222.19 101.84	1.59%
FHLMC SER 3132 5.5% 03/15/2026 DTD 03/01/2006 31396J-HP-3	107.74	11,775.31	12,686.13	11,808.43	877.70	647.64 53.97	1.69%
US TREAS 1.625% 05/15/26 912828-R3-6 NR /AAA	100.19	105,000.00	105,197.40	102,990.23	2,207.17	1,706.25 644.49	1.60%
VENTAS REALTY LP 3.250% 10/15/2026 DTD 09/21/2016 92277G-AJ-6 BBB /BAA	101.00	5,000.00	5,050.10	4,990.95	59.15	162.50 4.51	3.13%
FNMA 266556 6% 01/01/27 31371M-5R-4 NR /NR	114.74	8,835.87	10,138.19	9,653.18	485.01	530.15 44.18	1.22%
FEDERAL NATIONAL MORTGAGE ASSN GTD REMIC PASS THRU CTF REMIC TRUST SER 1997-11 CLE 7% MAR 18 2027 DTD 2/1/97 31359N-TJ-0 NR /NR	112.15	37,787.70	42,379.66	42,861.62	(481.96)	2,645.13 220.42	1.92%
FANNIE MAE SER 1998-17 CL Z 6.5% APR 18 2028 DTD 03/01/1998 31359T-CU-0	111.73	5,978.06	6,679.41	6,603.88	75.53	388.57 32.38	1.59%
GNMA 462816 7% 06/15/28 36208W-DV-2	115.42	544.89	628.89	555.45	73.44	38.14 3.18	2.49%
FANNIE MAE SER 1998-37 CL VZ 6% JUN 17 2028 DTD 06/01/1998 31359T-6P-8 NR /NR	108.50	3,727.36	4,044.19	3,801.91	242.28	223.64 18.64	1.69%



LUCY & EMILY BEASLEY CHARITABLE TR ACCT X15913522
For the Period 9/1/16 to 9/30/16

	Price	Quantity	Value	Adjusted Tax Cost Original Cost	Unrealized Gain/Loss	Est. Annual Income Accrued Interest	Yield
US Fixed Income							
FHLMC SER 2075 CL PM 6 25% AUG 15 2028 DTD 08/01/1998 3133TG-CK-3	111 69	13,039 06	14,563 59	14,554 83	8 76	814 94 67 91	1 77 %
FNMA 252211 6% 01/01/29 31371H-DQ-8	114 71	11,014 31	12,634 18	12,139 83	494 35	660 85 55 07	1 61 %
FHLMC 2003-2130 CL QS REMIC 6 000% 03/15/2029 DTD 03/30/1999 3133TJ-P5-6	109 82	13,013 37	14,291 54	14,347 23	(55.69)	780 80 65 07	1 54 %
FNMA 630225 6.5% 03/01/32 31389N-D6-9	116 14	776 28	901 60	778 09	123 51	50 45 4 20	2 12 %
FEDERAL HOME LN MTG CORP MULTICLASS MTG PARTN CTFS GTD SER 2744 CL 2744-TU 5 50% DUE 06/15/2032 31394P-RU-9	100 99	1,536.36	1,551 63	1,521 00	30 63	84.49 7 04	1 06 %
FANNIE MAE SER 2004-45 CL ZL 6% OCT 15 2032 DTD 05/01/2004 31393Y-YL-3	112 15	6,891 75	7,729.24	6,452 38 **	N/A	413 50 34 46	1 82 %
FHLMC GOLD C01435 6% 12/01/32 31292H-SY-1	114 40	2,503 21	2,863 72	2,574 39	289 33	150 19 12 52	1 28 %
FHLMC GOLD C76970 5.5% 02/01/33 31288F-W7-5	112 29	279 27	313 60	290 12	23 48	15 35 1 28	1 50 %
FHLMC REMIC 2569 CL LD 5.500% 02/15/2033 DTD 02/01/2003 31393K-DS-1	111 30	10,344.78	11,514 15	11,495 63	18 52	568 96 47 41	1 73 %



LUCY & EMILY BEASLEY CHARITABLE TR ACCT X15913522
For the Period 9/1/16 to 9/30/16

	Price	Quantity	Value	Adjusted Tax Cost Original Cost	Unrealized Gain/Loss	Est Annual Income Accrued Interest	Yield
US Fixed Income							
FNMA							
SER 2003-20 CL MZ 5.75% MAR 25 2033 DTD 02/01/2003 31392J-TL-3	110.01	24,362.03	26,801.39	25,194.57	1,606.82	1,400.81 116.72	1.38%
FNMA 688980 5.5% 05/01/33							
31400J-M5-5	113.65	3,685.69	4,188.86	3,726.03	462.83	202.71 16.89	1.88%
FNMA 995656 7% 06/01/33							
31416C-BZ-8	116.81	14,758.06	17,239.48	16,971.77	267.71	1,033.06 86.08	2.54%
FHLMC MULTICLASS MTG PARTN CTFS GTD							
SER 2624 CL QH 5.000% 06/15/2033 DTD 06/01/2003 31393R-J9-2	108.67	10,697.93	11,625.23	9,952.42	1,672.81	534.89 44.57	1.79%
FHLMC 2638 CL MJ							
5.000% 07/15/2033 DTD 07/30/2003 31393W-ZN-2	110.84	28,603.49	31,703.25	32,026.99	(323.74)	1,430.17 119.16	1.67%
FNMA							
SER 2003-64 CL ZC 5% JUL 25 2033 DTD 06/01/2003 31393D-KE-0	108.53	26,872.96	29,164.42	29,459.46	(295.04)	1,343.64 111.95	2.11%
FNMA 2003-85 CL QD							
5.500% 09/25/2033 DTD 08/29/2003 31393E-X8-7	109.50	27,894.36	30,544.60	31,049.91	(505.31)	1,534.18 127.84	1.72%
FNMA 756207 5% 12/01/33							
31403S-DL-7	111.58	3,280.07	3,659.97	3,267.79	392.18	164.00 13.66	1.93%
FREDDIE MAC							
4.5% SER 2717 CL AE 4.5% DEC 15 2033 DTD 12/01/2003 31394M-ZG-8	106.58	7,754.06	8,264.28	8,054.54	209.74	348.93 15.51	1.61%



LUCY & EMILY BEASLEY CHARITABLE TR ACCT X15913522
For the Period 9/1/16 to 9/30/16

	Price	Quantity	Value	Adjusted Tax Cost Original Cost	Unrealized Gain/Loss	Est Annual Income Accrued Interest	Yield
US Fixed Income							
FNMA 767298 5.5% 01/01/34 31404F-NP-4	113.30	6,647.46	7,531.71	6,574.99	956.72	365.61 30.47	2.01%
FEDERAL NATL MTG ASSN GTD REMIC PASS THRU TR REMIC TR 2004-17 CL-LC 3.75% DUE 01/25/2034 31393X-B6-3	105.32	5,843.83	6,154.55	5,098.73	1,055.82	219.14 18.26	1.66%
GNMA SER 2005-6 CL UY 5% OCT 20 2034 DTD 01/28/2005 38374K-LR-2	110.63	37,235.72	41,194.62	41,331.66	(137.04)	1,861.78 155.12	1.78%
GNMA 2004-101 CL GE 5.500% 11/20/2034 DTD 11/30/2004 38374J-C8-7	113.65	25,000.00	28,413.25	28,394.53	18.72	1,375.00 114.58	1.94%
FEDERAL HOME LN MTG CORP MULTICLASS MTG PARTN CTFS GTD SER 3034 CL EH 5.50% DUE 12/15/2034 31396A-J6-2	101.96	537.85	548.37	536.60	11.77	29.58 2.46	1.13%
FEDERAL HOME LN MTG CORP MULTICLASS MTG PARTN CTFS GTD SER 2973 CL 2973-EB 5.50% DUE 04/15/2035 31395T-XY-5	109.73	3,465.91	3,803.18	3,415.00	388.18	190.62 15.88	1.45%
FANNIE MAE 5.50% SER 2005-68 CL PG AUG 25 2035 DTD 07/01/2005 31394E-7B-8	112.94	14,758.31	16,668.63	16,105.00	563.63	811.70 67.64	1.84%
FHLMC SER 3819 CL ZQ 6% 04/15/2036 DTD 03/01/2011 3137A8-N2-0	112.68	40,995.21	46,192.58	46,632.05	(439.47)	2,459.71 204.98	1.84%



LUCY & EMILY BEASLEY CHARITABLE TR ACCT X15913522
For the Period 9/1/16 to 9/30/16

	Price	Quantity	Value	Adjusted Tax Cost Original Cost	Unrealized Gain/Loss	Est. Annual Income Accrued Interest	Yield
US Fixed Income							
GNMA SER 2006-33 CL PK 6% JUL 20 2036 DTD 07/01/2006 38374D-FX-2 NR /NR	113.69	15,193.58	17,273.73	16,902.88	370.85	911.61 75.97	1.85%
GOVERNMENT NATIONAL MORTGAGE ASSOCIATION II SER 2007-24 CL KD 5.5% NOV 20 2036 DTD 05/01/2007 38375J-4T-9	104.99	25,000.00	26,247.25	29,195.31	(2,948.06)	1,375.00 114.58	1.32%
FREDDIE MAC SER 3329 CL BE 5.5% JUN 15 2037 DTD 06/01/2007 31397H-XM-5	109.57	2,349.12	2,573.93	2,559.09	14.84	129.20 10.77	1.52%
GNMA II 2009-55 CL NP 4.500% 02/20/2038 DTD 07/01/2009 38374V-NF-2	105.83	4,429.16	4,687.47	4,595.24	92.23	199.31 16.61	1.50%
FHLMC SER 3662 CL PJ 5% APR 15 2040 DTD 04/01/2010 31398V-RS-7	109.29	18,769.03	20,511.92	21,150.35	(638.43)	938.45 78.19	1.69%
Total US Fixed Income			\$2,382,296.81	\$2,325,700.54 \$2,324,980.31	\$55,231.68	\$85,420.46 \$14,514.91	1.63%
Non-US Fixed Income							
ROYAL BANK OF CANADA 1.2% SEP 19 2017 DTD 09/19/2012 7801TD-AC-8 NR /AAA	99.93	4,000.00	3,997.28	3,999.60	(2.32)	48.00 1.60	1.27%



LUCY & EMILY BEASLEY CHARITABLE TR ACCT. X15913522
For the Period 9/1/16 to 9/30/16

	Price	Quantity	Value	Adjusted Tax Cost Original Cost	Unrealized Gain/Loss	Est Annual Income Accrued Interest	Yield
Non-US Fixed Income							
BP CAPITAL MARKETS PLC 2.750% 05/10/2023 DTD 05/10/2013 05565Q-CD-8 A-1A2	101.33	5,000.00	5,066.50	4,974.69	91.81	137.50 53.85	2.53%
Total Non-US Fixed Income			\$9,063.78	\$8,974.29	\$89.49	\$185.50 \$55.45	1.97%