



See a Social Security Number? Say Something!
Report Privacy Problems to <https://public.resource.org/privacy>
Or call the IRS Identity Theft Hotline at 1-800-908-4490



Form **990-PF**
 Department of the Treasury
 Internal Revenue Service

Return of Private Foundation
or Section 4947(a)(1) Trust Treated as Private Foundation
 ▶ Do not enter social security numbers on this form as it may be made public.
 ▶ Information about Form 990-PF and its instructions is at www.irs.gov/form990pf.






OMB No 1545-0052
2016
Open to Public Inspection

For calendar year 2016, or tax year beginning 01-01-2016, and ending 12-31-2016

Name of foundation EVALYN M BAUER FOUNDATION		A Employer identification number 33-0669419	
Number and street (or P O box number if mail is not delivered to street address) ONE WORLD TRADE CENTER	Room/suite	B Telephone number (see instructions) (562) 432-0909	
City or town, state or province, country, and ZIP or foreign postal code LONG BEACH, CA 90831		C If exemption application is pending, check here <input type="checkbox"/>	
G Check all that apply: <input type="checkbox"/> Initial return <input type="checkbox"/> Initial return of a former public charity <input type="checkbox"/> Final return <input type="checkbox"/> Amended return <input type="checkbox"/> Address change <input type="checkbox"/> Name change		D 1. Foreign organizations, check here <input type="checkbox"/> 2. Foreign organizations meeting the 85% test, check here and attach computation <input type="checkbox"/>	
H Check type of organization: <input checked="" type="checkbox"/> Section 501(c)(3) exempt private foundation <input type="checkbox"/> Section 4947(a)(1) nonexempt charitable trust <input type="checkbox"/> Other taxable private foundation		E If private foundation status was terminated under section 507(b)(1)(A), check here <input type="checkbox"/>	
I Fair market value of all assets at end of year (from Part II, col (c), line 16) ▶ \$ 29,500,758		F If the foundation is in a 60-month termination under section 507(b)(1)(B), check here <input type="checkbox"/>	
J Accounting method: <input checked="" type="checkbox"/> Cash <input type="checkbox"/> Accrual <input type="checkbox"/> Other (specify) _____ (Part I, column (d) must be on cash basis)			

Part I Analysis of Revenue and Expenses <small>(The total of amounts in columns (b), (c), and (d) may not necessarily equal the amounts in column (a) (see instructions))</small>		(a) Revenue and expenses per books	(b) Net investment income	(c) Adjusted net income	(d) Disbursements for charitable purposes (cash basis only)
Revenue	1 Contributions, gifts, grants, etc., received (attach schedule)				
	2 Check <input checked="" type="checkbox"/> if the foundation is not required to attach Sch B				
	3 Interest on savings and temporary cash investments	2,931	2,931	2,931	
	4 Dividends and interest from securities	639,836	639,836	639,836	
	5a Gross rents				
	b Net rental income or (loss)				
	6a Net gain or (loss) from sale of assets not on line 10	-533,504			
	b Gross sales price for all assets on line 6a	8,484,943			
	7 Capital gain net income (from Part IV, line 2)				
	8 Net short-term capital gain				
	9 Income modifications				
	10a Gross sales less returns and allowances				
b Less Cost of goods sold					
c Gross profit or (loss) (attach schedule)					
11 Other income (attach schedule)	20,567				
12 Total. Add lines 1 through 11	129,830	642,767	642,767		
Operating and Administrative Expenses	13 Compensation of officers, directors, trustees, etc	180,000			180,000
	14 Other employee salaries and wages	62,781	57,781		5,000
	15 Pension plans, employee benefits				
	16a Legal fees (attach schedule)	81,250	31,250		50,000
	b Accounting fees (attach schedule)	14,480	12,480		2,000
	c Other professional fees (attach schedule)	10,890	10,890		
	17 Interest				
	18 Taxes (attach schedule) (see instructions)	27,754	27,754		
	19 Depreciation (attach schedule) and depletion				
	20 Occupancy	28,184	28,184		
	21 Travel, conferences, and meetings				
	22 Printing and publications				
	23 Other expenses (attach schedule)	31,806	31,806		
	24 Total operating and administrative expenses. Add lines 13 through 23	437,145	200,145		237,000
	25 Contributions, gifts, grants paid	1,210,000			1,210,000
26 Total expenses and disbursements. Add lines 24 and 25	1,647,145	200,145		1,447,000	
27 Subtract line 26 from line 12					
a Excess of revenue over expenses and disbursements	-1,517,315				
b Net investment income (if negative, enter -0-)		442,622			
c Adjusted net income (if negative, enter -0-)			642,767		

Part II Balance Sheets Attached schedules and amounts in the description column should be for end-of-year amounts only (See instructions)

		Beginning of year	End of year	
		(a) Book Value	(b) Book Value	(c) Fair Market Value
Assets	1 Cash—non-interest-bearing	20,298	37,571	37,571
	2 Savings and temporary cash investments	660,979	328,408	328,408
	3 Accounts receivable ▶ _____ Less allowance for doubtful accounts ▶ _____			
	4 Pledges receivable ▶ _____ Less allowance for doubtful accounts ▶ _____			
	5 Grants receivable			
	6 Receivables due from officers, directors, trustees, and other disqualified persons (attach schedule) (see instructions)			
	7 Other notes and loans receivable (attach schedule) ▶ _____ Less allowance for doubtful accounts ▶ _____			
	8 Inventories for sale or use			
	9 Prepaid expenses and deferred charges			
	10a Investments—U S and state government obligations (attach schedule)			
	b Investments—corporate stock (attach schedule)	17,659,642	18,464,545	23,953,430
	c Investments—corporate bonds (attach schedule)			
	11 Investments—land, buildings, and equipment basis ▶ _____ Less accumulated depreciation (attach schedule) ▶ _____			
	12 Investments—mortgage loans			
	13 Investments—other (attach schedule)	7,099,217 	5,107,144	5,180,949
	14 Land, buildings, and equipment basis ▶ _____ Less accumulated depreciation (attach schedule) ▶ _____			
15 Other assets (describe ▶ _____)	 2,121 	400 	400	
16 Total assets (to be completed by all filers—see the instructions Also, see page 1, item I)	25,442,257	23,938,068	29,500,758	
Liabilities	17 Accounts payable and accrued expenses			
	18 Grants payable			
	19 Deferred revenue			
	20 Loans from officers, directors, trustees, and other disqualified persons			
	21 Mortgages and other notes payable (attach schedule)			
	22 Other liabilities (describe ▶ _____)		 13,126	
	23 Total liabilities (add lines 17 through 22)		13,126	
Net Assets or Fund Balances	Foundations that follow SFAS 117, check here <input type="checkbox"/> and complete lines 24 through 26 and lines 30 and 31.			
	24 Unrestricted			
	25 Temporarily restricted			
	26 Permanently restricted			
	Foundations that do not follow SFAS 117, check here <input checked="" type="checkbox"/> and complete lines 27 through 31.			
	27 Capital stock, trust principal, or current funds	25,442,257	23,924,942	
	28 Paid-in or capital surplus, or land, bldg , and equipment fund			
29 Retained earnings, accumulated income, endowment, or other funds				
30 Total net assets or fund balances (see instructions)	25,442,257	23,924,942		
31 Total liabilities and net assets/fund balances (see instructions) .	25,442,257	23,938,068		

Part III Analysis of Changes in Net Assets or Fund Balances

1 Total net assets or fund balances at beginning of year—Part II, column (a), line 30 (must agree with end-of-year figure reported on prior year's return)	1	25,442,257
2 Enter amount from Part I, line 27a	2	-1,517,315
3 Other increases not included in line 2 (itemize) ▶ _____	3	
4 Add lines 1, 2, and 3	4	23,924,942
5 Decreases not included in line 2 (itemize) ▶ _____	5	
6 Total net assets or fund balances at end of year (line 4 minus line 5)—Part II, column (b), line 30 .	6	23,924,942

Part IV Capital Gains and Losses for Tax on Investment Income

(a) List and describe the kind(s) of property sold (e.g., real estate, 2-story brick warehouse, or common stock, 200 shs MLC Co)	(b) How acquired P—Purchase D—Donation	(c) Date acquired (mo, day, yr)	(d) Date sold (mo, day, yr)
1 a PLEASE SEE DETAIL ATTACHED	P	2015-02-02	2016-02-03
b			
c			
d			
e			

(e) Gross sales price	(f) Depreciation allowed (or allowable)	(g) Cost or other basis plus expense of sale	(h) Gain or (loss) (e) plus (f) minus (g)
a 8,484,943		9,018,447	-533,504
b			
c			
d			
e			

Complete only for assets showing gain in column (h) and owned by the foundation on 12/31/69			(l) Gains (Col (h) gain minus col (k), but not less than -0-) or Losses (from col (h))
(i) F M V as of 12/31/69	(j) Adjusted basis as of 12/31/69	(k) Excess of col (i) over col (j), if any	
a			-533,504
b			
c			
d			
e			

2 Capital gain net income or (net capital loss)	2	-533,504
3 Net short-term capital gain or (loss) as defined in sections 1222(5) and (6) If gain, also enter in Part I, line 8, column (c) (see instructions) If (loss), enter -0- in Part I, line 8	3	

Part V Qualification Under Section 4940(e) for Reduced Tax on Net Investment Income

(For optional use by domestic private foundations subject to the section 4940(a) tax on net investment income)

If section 4940(d)(2) applies, leave this part blank

Was the foundation liable for the section 4942 tax on the distributable amount of any year in the base period? Yes No
 If "Yes," the foundation does not qualify under section 4940(e) Do not complete this part

1 Enter the appropriate amount in each column for each year, see instructions before making any entries

(a) Base period years Calendar year (or tax year beginning in)	(b) Adjusted qualifying distributions	(c) Net value of noncharitable-use assets	(d) Distribution ratio (col (b) divided by col (c))
2015	1,568,109	29,219,860	0 05367
2014	1,543,000	32,178,931	0 04795
2013	1,583,000	31,300,933	0 05057
2012	1,715,592	31,460,651	0 05453
2011	1,567,000	34,336,163	0 04564

2 Total of line 1, column (d)	2	0 252359
3 Average distribution ratio for the 5-year base period—divide the total on line 2 by 5, or by the number of years the foundation has been in existence if less than 5 years	3	0 050472
4 Enter the net value of noncharitable-use assets for 2016 from Part X, line 5	4	28,007,447
5 Multiply line 4 by line 3	5	1,413,592
6 Enter 1% of net investment income (1% of Part I, line 27b)	6	4,426
7 Add lines 5 and 6	7	1,418,018
8 Enter qualifying distributions from Part XII, line 4	8	1,447,000

If line 8 is equal to or greater than line 7, check the box in Part VI, line 1b, and complete that part using a 1% tax rate See the Part VI instructions

Part VI Excise Tax Based on Investment Income (Section 4940(a), 4940(b), 4940(e), or 4948—see instructions)

Table with 11 rows for excise tax calculation. Includes questions about exempt foundations, tax under section 511, and tax due. Total tax due is 7,574.

Part VII-A Statements Regarding Activities

Table with 10 rows for statements regarding activities. Includes questions about political campaigns, political expenditures, and state reporting. Columns for Yes/No.

Part VII-A Statements Regarding Activities (continued)

11 At any time during the year, did the foundation, directly or indirectly, own a controlled entity within the meaning of section 512(b)(13)? If "Yes," attach schedule (see instructions). 11 No
12 Did the foundation make a distribution to a donor advised fund over which the foundation or a disqualified person had advisory privileges? If "Yes," attach statement (see instructions) 12 No
13 Did the foundation comply with the public inspection requirements for its annual returns and exemption application? Website address N/A 13 Yes
14 The books are in care of ERICH JOSEPHS Telephone no (562) 437-2379
Located at 444 W OCEAN BLVD 1508 LONG BEACH CA ZIP+4 908024523
15 Section 4947(a)(1) nonexempt charitable trusts filing Form 990-PF in lieu of Form 1041 -Check here 15
16 At any time during calendar year 2016, did the foundation have an interest in or a signature or other authority over a bank, securities, or other financial account in a foreign country? Yes No
See instructions for exceptions and filing requirements for FinCEN Form 114, Report of Foreign Bank and Financial Accounts (FBAR) If "Yes", enter the name of the foreign country

Part VII-B Statements Regarding Activities for Which Form 4720 May Be Required

File Form 4720 if any item is checked in the "Yes" column, unless an exception applies.
1a During the year did the foundation (either directly or indirectly)
(1) Engage in the sale or exchange, or leasing of property with a disqualified person? Yes No
(2) Borrow money from, lend money to, or otherwise extend credit to (or accept it from) a disqualified person? Yes No
(3) Furnish goods, services, or facilities to (or accept them from) a disqualified person? Yes No
(4) Pay compensation to, or pay or reimburse the expenses of, a disqualified person? Yes No
(5) Transfer any income or assets to a disqualified person (or make any of either available for the benefit or use of a disqualified person)? Yes No
(6) Agree to pay money or property to a government official? (Exception. Check "No" if the foundation agreed to make a grant to or to employ the official for a period after termination of government service, if terminating within 90 days). Yes No
b If any answer is "Yes" to 1a(1)-(6), did any of the acts fail to qualify under the exceptions described in Regulations section 53.4941(d)-3 or in a current notice regarding disaster assistance (see instructions)? 1b No
Organizations relying on a current notice regarding disaster assistance check here.
c Did the foundation engage in a prior year in any of the acts described in 1a, other than excepted acts, that were not corrected before the first day of the tax year beginning in 2016? 1c No
2 Taxes on failure to distribute income (section 4942) (does not apply for years the foundation was a private operating foundation defined in section 4942(j)(3) or 4942(j)(5))
a At the end of tax year 2016, did the foundation have any undistributed income (lines 6d and 6e, Part XIII) for tax year(s) beginning before 2016? Yes No
If "Yes," list the years 20, 20, 20, 20
b Are there any years listed in 2a for which the foundation is not applying the provisions of section 4942(a)(2) (relating to incorrect valuation of assets) to the year's undistributed income? (If applying section 4942(a)(2) to all years listed, answer "No" and attach statement-see instructions). 2b No
c If the provisions of section 4942(a)(2) are being applied to any of the years listed in 2a, list the years here 20, 20, 20, 20
3a Did the foundation hold more than a 2% direct or indirect interest in any business enterprise at any time during the year? Yes No
b If "Yes," did it have excess business holdings in 2016 as a result of (1) any purchase by the foundation or disqualified persons after May 26, 1969, (2) the lapse of the 5-year period (or longer period approved by the Commissioner under section 4943(c)(7)) to dispose of holdings acquired by gift or bequest, or (3) the lapse of the 10-, 15-, or 20-year first phase holding period?(Use Schedule C, Form 4720, to determine if the foundation had excess business holdings in 2016). 3b No
4a Did the foundation invest during the year any amount in a manner that would jeopardize its charitable purposes? 4a No
b Did the foundation make any investment in a prior year (but after December 31, 1969) that could jeopardize its charitable purpose that had not been removed from jeopardy before the first day of the tax year beginning in 2016? 4b No

Part VII-B Statements Regarding Activities for Which Form 4720 May Be Required (Continued)

5a During the year did the foundation pay or incur any amount to

(1) Carry on propaganda, or otherwise attempt to influence legislation (section 4945(e))? Yes No

(2) Influence the outcome of any specific public election (see section 4955), or to carry on, directly or indirectly, any voter registration drive? Yes No

(3) Provide a grant to an individual for travel, study, or other similar purposes? Yes No

(4) Provide a grant to an organization other than a charitable, etc., organization described in section 4945(d)(4)(A)? (see instructions). Yes No

(5) Provide for any purpose other than religious, charitable, scientific, literary, or educational purposes, or for the prevention of cruelty to children or animals? Yes No

b If any answer is "Yes" to 5a(1)-(5), did **any** of the transactions fail to qualify under the exceptions described in Regulations section 53.4945 or in a current notice regarding disaster assistance (see instructions)? Yes No

Organizations relying on a current notice regarding disaster assistance check here.

c If the answer is "Yes" to question 5a(4), does the foundation claim exemption from the tax because it maintained expenditure responsibility for the grant? Yes No

If "Yes," attach the statement required by Regulations section 53.4945-5(d)

6a Did the foundation, during the year, receive any funds, directly or indirectly, to pay premiums on a personal benefit contract? Yes No

b Did the foundation, during the year, pay premiums, directly or indirectly, on a personal benefit contract? Yes No

If "Yes" to 6b, file Form 8870

7a At any time during the tax year, was the foundation a party to a prohibited tax shelter transaction? Yes No

b If yes, did the foundation receive any proceeds or have any net income attributable to the transaction? Yes No

Part VIII Information About Officers, Directors, Trustees, Foundation Managers, Highly Paid Employees, and Contractors

1 List all officers, directors, trustees, foundation managers and their compensation (see instructions).

(a) Name and address	Title, and average hours per week (b) devoted to position	(c) Compensation (If not paid, enter -0-)	(d) Contributions to employee benefit plans and deferred compensation	(e) Expense account, other allowances
JAMES H ACKERMAN 3290 JULIAN AVE LONG BEACH, CA 90807	Director 30 00	30,000		
LORRAINE S ACKERMAN 3291 GILBERT DRIVE HUNTINGTON BEACH, CA 92649	DECEASED 30 00	30,000		
NANCY GAINES 5489 ANAHEIM ROAD LONG BEACH, CA 90815	Sec/CFO/DIREC 30 00	60,000		
LEE J ACKERMAN 4333 E 2nd STREET 403 LONG BEACH, CA 908035396	VP/DIRECTOR 30 00	60,000		

2 Compensation of five highest-paid employees (other than those included on line 1—see instructions). If none, enter "NONE."

(a) Name and address of each employee paid more than \$50,000	Title, and average hours per week (b) devoted to position	(c) Compensation	(d) Contributions to employee benefit plans and deferred compensation	(e) Expense account, other allowances
SOFIA MANGUS 1028 CRANBROOK TORRANCE, CA 90503	OFFICE MANAGER 32 00	62,781		

Total number of other employees paid over \$50,000.

Part VIII Information About Officers, Directors, Trustees, Foundation Managers, Highly Paid Employees, and Contractors (continued)

3 Five highest-paid independent contractors for professional services (see instructions). If none, enter "NONE".		
(a) Name and address of each person paid more than \$50,000	(b) Type of service	(c) Compensation
JOE LING 3455 ELDORADO DRIVE LONG BEACH, CA 90808	LEGAL/FINANCIAL ADVI	81,250
Total number of others receiving over \$50,000 for professional services.		▶

Part IX-A Summary of Direct Charitable Activities

List the foundation's four largest direct charitable activities during the tax year. Include relevant statistical information such as the number of organizations and other beneficiaries served, conferences convened, research papers produced, etc	Expenses
1	
2	
3	
4	

Part IX-B Summary of Program-Related Investments (see instructions)

Describe the two largest program-related investments made by the foundation during the tax year on lines 1 and 2	Amount
1	
2	
All other program-related investments. See instructions	
3	
Total. Add lines 1 through 3	▶

Part X Minimum Investment Return (All domestic foundations must complete this part. Foreign foundations, see instructions.)

1	Fair market value of assets not used (or held for use) directly in carrying out charitable, etc., purposes		
a	Average monthly fair market value of securities.	1a	27,599,429
b	Average of monthly cash balances.	1b	834,127
c	Fair market value of all other assets (see instructions).	1c	400
d	Total (add lines 1a, b, and c).	1d	28,433,956
e	Reduction claimed for blockage or other factors reported on lines 1a and 1c (attach detailed explanation).	1e	0
2	Acquisition indebtedness applicable to line 1 assets.	2	
3	Subtract line 2 from line 1d.	3	28,433,956
4	Cash deemed held for charitable activities. Enter 1 1/2% of line 3 (for greater amount, see instructions).	4	426,509
5	Net value of noncharitable-use assets. Subtract line 4 from line 3. Enter here and on Part V, line 4.	5	28,007,447
6	Minimum investment return. Enter 5% of line 5.	6	1,400,372

Part XI Distributable Amount (see instructions) (Section 4942(j)(3) and (j)(5) private operating foundations and certain foreign organizations check here and do not complete this part.)

1	Minimum investment return from Part X, line 6.	1	1,400,372
2a	Tax on investment income for 2016 from Part VI, line 5.	2a	4,426
b	Income tax for 2016 (This does not include the tax from Part VI).	2b	
c	Add lines 2a and 2b.	2c	4,426
3	Distributable amount before adjustments. Subtract line 2c from line 1.	3	1,395,946
4	Recoveries of amounts treated as qualifying distributions.	4	
5	Add lines 3 and 4.	5	1,395,946
6	Deduction from distributable amount (see instructions).	6	
7	Distributable amount as adjusted. Subtract line 6 from line 5. Enter here and on Part XIII, line 1.	7	1,395,946

Part XII Qualifying Distributions (see instructions)

1	Amounts paid (including administrative expenses) to accomplish charitable, etc., purposes		
a	Expenses, contributions, gifts, etc.—total from Part I, column (d), line 26.	1a	1,447,000
b	Program-related investments—total from Part IX-B.	1b	
2	Amounts paid to acquire assets used (or held for use) directly in carrying out charitable, etc., purposes.	2	
3	Amounts set aside for specific charitable projects that satisfy the		
a	Suitability test (prior IRS approval required).	3a	
b	Cash distribution test (attach the required schedule).	3b	
4	Qualifying distributions. Add lines 1a through 3b. Enter here and on Part V, line 8, and Part XIII, line 4.	4	1,447,000
5	Foundations that qualify under section 4940(e) for the reduced rate of tax on net investment income. Enter 1% of Part I, line 27b (see instructions).	5	4,426
6	Adjusted qualifying distributions. Subtract line 5 from line 4.	6	1,442,574

Note: The amount on line 6 will be used in Part V, column (b), in subsequent years when calculating whether the foundation qualifies for the section 4940(e) reduction of tax in those years.

Part XIII Undistributed Income (see instructions)

	(a) Corpus	(b) Years prior to 2015	(c) 2015	(d) 2016
1 Distributable amount for 2016 from Part XI, line 7				1,395,946
2 Undistributed income, if any, as of the end of 2016				
a Enter amount for 2015 only.			1,399,499	
b Total for prior years 20___, 20___, 20___				
3 Excess distributions carryover, if any, to 2016				
a From 2011.				
b From 2012.				
c From 2013.				
d From 2014.				
e From 2015.				
f Total of lines 3a through e.				
4 Qualifying distributions for 2016 from Part XII, line 4 ▶ \$ <u>1,447,000</u>				
a Applied to 2015, but not more than line 2a			1,399,499	
b Applied to undistributed income of prior years (Election required—see instructions).				
c Treated as distributions out of corpus (Election required—see instructions).	0			
d Applied to 2016 distributable amount.				47,501
e Remaining amount distributed out of corpus				
5 Excess distributions carryover applied to 2016 (If an amount appears in column (d), the same amount must be shown in column (a))				
6 Enter the net total of each column as indicated below:				
a Corpus Add lines 3f, 4c, and 4e Subtract line 5				
b Prior years' undistributed income Subtract line 4b from line 2b				
c Enter the amount of prior years' undistributed income for which a notice of deficiency has been issued, or on which the section 4942(a) tax has been previously assessed.				
d Subtract line 6c from line 6b Taxable amount—see instructions				
e Undistributed income for 2015 Subtract line 4a from line 2a Taxable amount—see instructions				
f Undistributed income for 2016 Subtract lines 4d and 5 from line 1 This amount must be distributed in 2017				1,348,445
7 Amounts treated as distributions out of corpus to satisfy requirements imposed by section 170(b)(1)(F) or 4942(g)(3) (Election may be required - see instructions).				
8 Excess distributions carryover from 2011 not applied on line 5 or line 7 (see instructions).				
9 Excess distributions carryover to 2017. Subtract lines 7 and 8 from line 6a				
10 Analysis of line 9				
a Excess from 2012.				
b Excess from 2013.				
c Excess from 2014.				
d Excess from 2015.				
e Excess from 2016.				

Part XIV Private Operating Foundations (see instructions and Part VII-A, question 9)

1a If the foundation has received a ruling or determination letter that it is a private operating foundation, and the ruling is effective for 2016, enter the date of the ruling. ▶

b Check box to indicate whether the organization is a private operating foundation described in section 4942(j)(3) or 4942(j)(5)

2a Enter the lesser of the adjusted net income from Part I or the minimum investment return from Part X for each year listed

	Tax year	Prior 3 years			(e) Total
	(a) 2016	(b) 2015	(c) 2014	(d) 2013	
b 85% of line 2a					
c Qualifying distributions from Part XII, line 4 for each year listed					
d Amounts included in line 2c not used directly for active conduct of exempt activities					
e Qualifying distributions made directly for active conduct of exempt activities. Subtract line 2d from line 2c					

3 Complete 3a, b, or c for the alternative test relied upon

a "Assets" alternative test—enter

(1) Value of all assets

(2) Value of assets qualifying under section 4942(j)(3)(B)(i)

b "Endowment" alternative test— enter 2/3 of minimum investment return shown in Part X, line 6 for each year listed. . .

c "Support" alternative test—enter

(1) Total support other than gross investment income (interest, dividends, rents, payments on securities loans (section 512(a)(5)), or royalties)

(2) Support from general public and 5 or more exempt organizations as provided in section 4942(j)(3)(B)(iii).

(3) Largest amount of support from an exempt organization

(4) Gross investment income

Part XV Supplementary Information (Complete this part only if the organization had \$5,000 or more in assets at any time during the year—see instructions.)

1 Information Regarding Foundation Managers:

a List any managers of the foundation who have contributed more than 2% of the total contributions received by the foundation before the close of any tax year (but only if they have contributed more than \$5,000) (See section 507(d)(2))

b List any managers of the foundation who own 10% or more of the stock of a corporation (or an equally large portion of the ownership of a partnership or other entity) of which the foundation has a 10% or greater interest

2 Information Regarding Contribution, Grant, Gift, Loan, Scholarship, etc., Programs:

Check here if the foundation only makes contributions to preselected charitable organizations and does not accept unsolicited requests for funds. If the foundation makes gifts, grants, etc (see instructions) to individuals or organizations under other conditions, complete items 2a, b, c, and d

a The name, address, and telephone number or email address of the person to whom applications should be addressed

b The form in which applications should be submitted and information and materials they should include

c Any submission deadlines

d Any restrictions or limitations on awards, such as by geographical areas, charitable fields, kinds of institutions, or other factors

Part XV **Supplementary Information** (continued)**3 Grants and Contributions Paid During the Year or Approved for Future Payment**

Recipient	If recipient is an individual, show any relationship to any foundation manager or substantial contributor	Foundation status of recipient	Purpose of grant or contribution	Amount
Name and address (home or business)				
a <i>Paid during the year</i> SEE PDF FILE ATTACHED GREATER LOS ANGELES AREA LONG BEACH, CA 90802		PF	GENERAL COMMUNITY SUPPORT	1,210,000
Total			▶ 3a	1,210,000
b <i>Approved for future payment</i>				
Total			▶ 3b	

TY 2016 Accounting Fees Schedule**Name:** EVALYN M BAUER FOUNDATION**EIN:** 33-0669419**Software ID:** 16000303**Software Version:** 2016v3.0

Category	Amount	Net Investment Income	Adjusted Net Income	Disbursements for Charitable Purposes
ACCOUNTING/ TAX SERVICE	14,480	12,480	0	2,000

TY 2016 Investments - Other Schedule**Name:** EVALYN M BAUER FOUNDATION**EIN:** 33-0669419**Software ID:** 16000303**Software Version:** 2016v3.0

Category/ Item	Listed at Cost or FMV	Book Value	End of Year Fair Market Value
OTHER MUTUAL FUNDS	AT COST	4,946,762	5,043,661
HEDGE FUND	AT COST	1	18,888
ALP	FMV	88,431	63,000
COMMODITIES	FMV	71,950	55,400

TY 2016 Legal Fees Schedule**Name:** EVALYN M BAUER FOUNDATION**EIN:** 33-0669419**Software ID:** 16000303**Software Version:** 2016v3.0

Category	Amount	Net Investment Income	Adjusted Net Income	Disbursements for Charitable Purposes
LEGAL AND INVESTING ADVISING	81,250	31,250	0	50,000

TY 2016 Other Assets Schedule**Name:** EVALYN M BAUER FOUNDATION**EIN:** 33-0669419**Software ID:** 16000303**Software Version:** 2016v3.0**Other Assets Schedule**

Description	Beginning of Year - Book Value	End of Year - Book Value	End of Year - Fair Market Value
PETTY CASH FUND	200	200	200
POSTAGE RESERVE	200	200	200

TY 2016 Other Expenses Schedule

Name: EVALYN M BAUER FOUNDATION

EIN: 33-0669419

Software ID: 16000303

Software Version: 2016v3.0

Other Expenses Schedule

Description	Revenue and Expenses per Books	Net Investment Income	Adjusted Net Income	Disbursements for Charitable Purposes
BANK CHARGES	1,148	1,148		
BASIS ADJUSTMENTS	10,366	10,366		
INSURANCE	3,824	3,824		
OFFICE SUPPLIES/EXPENSES	10,094	10,094		
PAYROLL PROCESSING FEES	2,216	2,216		
PHONE EXPENSES	2,256	2,256		
SEMINARS	1,530	1,530		
SUBSCRIPTIONS/DUES	372	372		

TY 2016 Other Income Schedule**Name:** EVALYN M BAUER FOUNDATION**EIN:** 33-0669419**Software ID:** 16000303**Software Version:** 2016v3.0**Other Income Schedule**

Description	Revenue And Expenses Per Books	Net Investment Income	Adjusted Net Income
CAPITAL GAINS DISTRIB'N	9,394		
CASH IN LIEU DISTRIBUTION	1,829		
STRUCTURED PROD INVESTME	9,344		

TY 2016 Other Liabilities Schedule**Name:** EVALYN M BAUER FOUNDATION**EIN:** 33-0669419**Software ID:** 16000303**Software Version:** 2016v3.0

Description	Beginning of Year - Book Value	End of Year - Book Value
UNREALIZED GAINS		13,126

TY 2016 Other Professional Fees Schedule**Name:** EVALYN M BAUER FOUNDATION**EIN:** 33-0669419**Software ID:** 16000303**Software Version:** 2016v3.0

Category	Amount	Net Investment Income	Adjusted Net Income	Disbursements for Charitable Purposes
COMPUTER CONSULTING	10,890	10,890	0	0

TY 2016 Taxes Schedule**Name:** EVALYN M BAUER FOUNDATION**EIN:** 33-0669419**Software ID:** 16000303**Software Version:** 2016v3.0

Category	Amount	Net Investment Income	Adjusted Net Income	Disbursements for Charitable Purposes
990PF EXCISE TAX	7,146	7,146		
FOREIGN TAXES PAID	15,630	15,630		
PAYROLL TAXES	4,978	4,978		

Bauer Foundation Schedule of Gain & Losses FYE 2016						
	Shs	Date Sold	Sold For	Cost	Gain/(Loss)	
Stocks						
Allegheny Technology Inc	6,000	1-Mar	71,266	354,772	(283,506)	
Cons Energy Inc	3,000	1-Mar	22,537	83,031	(60,494)	
Freepport-McMoran Inc	15,760	1-Mar	106,688	271,080	(164,392)	
Partnerre Ltd Ser D 6.5%	2,831	16-Mar	78,363	70,775	7,588	
Partnerre Ltd Ser D 6.5%	3,169	17-Mar	87,713	79,225	8,488	
Barclays Bank Plc ADR	6,071	18-Apr	56,743	240,544	(183,801)	
Chevron Corp	5,000	22-Apr	498,637	467,799	30,838	
Barclays Bank Plc Ser 4	4,000	15-Jun	100,000	100,000	-	
Mosaic Co	2,000	4-Aug	52,747	87,197	(34,450)	
Harley Davidson, Inc	2,000	10-Aug	107,496	75,468	32,028	
Johnson Controls, Inc	5,000	6-Sep	228,558	148,419	80,139	
Royal Bank Scotland Group Ser T 7 25%	8,000	23-Sep	200,000	200,000	-	
Morgan Stanley	2,500	23-Nov	99,834	84,101	15,733	
			1,710,582	2,262,411	(551,829)	
Cash in Lieu						
Apache Corp		11-Feb	850	1,185	(335)	
Alcoa Inc		24-Mar	494	489	5	
Freepport-McMoran Inc		31-May	19	26	(7)	
Johnson Controls, Inc		6-Sep	24	24	-	
Alcoa Inc		6-Oct	21	68	(47)	
Adient Plc		31-Oct	36	37	(1)	
			1,444	1,829	(385)	
Other Investments						
O'Conner Global Multi Strategy Alpha Ltd		30-Sep	358,873	303,000	55,873	
Call - Chevron Corp		16-Jan	8,842	-	8,842	
			367,715	303,000	64,715	
Money Market						

Bauer Foundation						
Schedule of Gain & Losses						
FYE 2016						
	Shs	Date Sold	Sold For	Cost	Gain/(Loss)	
Mutual Funds-Fidelity						
Doubleline Total Return Bond Fd C I I	1,348,708	12-Jan	14,620	15,335	(715)	
Eaton Vance Floating Rate Class I	903,456	12-Jan	7,580	8,254	(674)	
Fidelity New Markets Income	392,334	12-Jan	5,630	6,987	(1,357)	
Goldman Sachs Strg Income Fd	1,100,418	12-Jan	10,520	11,697	(1,177)	
Metropolitan West Total Return C I I	1,203,565	12-Jan	12,830	13,095	(265)	x
Semper MBS Total Return Instl	783,610	12-Jan	8,510	8,549	(39)	
Goldman Sachs Strg Inc Fd	12,523,258	5-May	118,470	132,000	(13,530)	
John Hancock US Equity Fd C I I	10,758,965	6-Sep	114,583	93,826	20,757	
Royce Special Equity Investment C I	2,740,728	14-Dec	65,147	54,774	10,374	
			357,890	344,517	13,373	
			404,706	391,454	13,251	
Total Fidelity Sales			8,484,943	9,018,447	(533,504)	
Total Gain on Sale of Investments					(533,504)	

FORM 990-PF for Year 2016
 EVALYN M. BAUER FOUNDATION 33-0669419

Part II, Line 10 b - Investments: Corporate Stock

	NUMBER OF SHARES	BOOK VALUE COST BASIS	FAIR MARKET VALUE
ANDIENT PLC	417	19,426	24,436
ADVANSIX INC	400	1,829	8,856
ALCOA, INC.*	110.889	9,856	3,114
ALCOA, INC.*	555.556	49,524	15,600
ALCOA, INC.*	555.556	42,267	15,600
ALCOA, INC.*	555.556	21,509	15,600
ALCOA, INC.*	555.556	14,464	15,600
ALCOA, INC.*	555.556	15,339	15,600
ALCOA, INC.*	1,111.111	23,088	31,200
ALCOA, INC.*	444.444	8,702	12,480
ALCOA, INC.*	444.445	8,004	12,480
ALCOA, INC.*	666.667	19,036	18,720
ALCOA, INC.*	516.667	13,376	14,508
ALLEGHENY TECHNOLOGY, INC	1,000	55,628	15,930
ALLEGHENY TECHNOLOGY, INC	2,000	97,597	31,860
ALLEGHENY TECHNOLOGY, INC	1,000	43,745	15,930
ALLEGHENY TECHNOLOGY, INC	2,000	88,242	31,860
ALLIANZ SE ADR	5,000	39,240	82,400
AMGEN	611	34,298	89,334
ANADARKO PETRO CORP	5,000	216,705	348,650
ANADARKO PETRO CORP	10,000	593,473	697,300
ANGLOGOLD ASHANTI, LTD	5,000	82,752	52,550
ANGLOGOLD ASHANTI, LTD	5,000	140,140	52,550
ANGLOGOLD ASHANTI, LTD	5,000	142,255	52,550
ANGLOGOLD ASHANTI, LTD	4,000	128,285	42,040
ANGLOGOLD ASHANTI, LTD	1,000	32,040	10,510
ANGLOGOLD ASHANTI, LTD	1,000	31,755	10,510
ANGLOGOLD ASHANTI, LTD	1,000	31,730	10,510
ANGLOGOLD ASHANTI, LTD	2,000	63,360	21,020
ANGLOGOLD ASHANTI, LTD	1,000	31,677	10,510
ANGLOGOLD ASHANTI, LTD	6,160	151,626	64,742
APACHE CORP	2,000	127,982	126,940
APACHE CORP	1,700	92,535	107,899
APPLE, INC	1,000	104,908	115,820
APPLE, INC	1,000	92,725	115,820
ARCONIC, INC	332.667	24,195	6,168
ARCONIC, INC	1,666.667	121,572	30,900

* Reflects stock dividend/split.

** Reflects share exchange (old for new).

*** Spin-off.

FORM 990-PF for Year 2016
 EVALYN M. BAUER FOUNDATION 33-0669419

Part II, Line 10 b - Investments: Corporate Stock

	NUMBER OF SHARES	BOOK VALUE COST BASIS	FAIR MARKET VALUE
ARCONIC. INC	1,666.667	103,755	30,900
ARCONIC. INC	1,666.667	52,800	30,900
ARCONIC. INC	1,666.667	35,505	30,900
ARCONIC. INC	1,666.667	37,656	30,900
ARCONIC. INC	3,333.333	56,677	61,800
ARCONIC. INC	1,333.333	21,362	24,720
ARCONIC. INC	1,333.333	19,648	24,720
ARCONIC. INC	2,000	46,729	37,080
ARCONIC. INC	1,550	32,835	28,737
ASHLAND, INC	2,000	105,844	218,580
AT&T INC	2,000	87,284	85,060
AT&T INC	5,000	187,673	212,650
AT&T INC	2,000	74,003	85,060
BANK OF AMERICA CORP	2,500	113,702	55,250
BANK OF AMERICA CORP	12,500	535,341	276,250
BANK OF AMERICA CORP	5,000	66,701	110,500
BANK OF AMERICA CORP	10,000	115,978	221,000
BARCLAYS BANK PLC SER 3 7.1000%	4,000	100,000	101,516
BARCLAYS BANK PLC ADR PFD SER 5 8.125%	4,000	100,000	102,160
BARRICK GOLD CORP	450	9,148	7,191
BARRICK GOLD CORP	5,000	90,442	79,900
BARRICK GOLD CORP	2,650	23,913	42,347
BARRICK GOLD CORP	10,000	165,055	159,800
BAYERISCHE MOTOREN WERKE AG	2,600	76,434	80,626
BAYERISCHE MOTOREN WERKE AG	1,400	41,279	43,414
BLOOMIN BRANDS, INC	5,000	90,913	90,150
BOEING COMPANY	2,500	161,744	389,200
BOSTON PROPERTIES, INC	1,000	110,389	125,780
CALIFORNIA RESOURCES CORP	1,000	57,082	21,290
CAMECO CORP CANADA	4,000	34,810	41,880
CATAPILLAR, INC	2,000	166,153	185,480
CATAPILLAR, INC	2,000	117,469	185,480
CATAPILLAR, INC	1,000	72,535	92,740
CHEVRON CORP	858	50,890	100,987
CHEVRON CORP	6,000	196,593	706,200
CHEVRON CORP	4,142	249,774	487,513
CHEVRON CORP	4,000	226,890	470,800

* Reflects stock dividend/split.

** Reflects share exchange (old for new).

*** Spin-off.

FORM 990-PF for Year 2016
 EVALYN M. BAUER FOUNDATION 33-0669419

Part II, Line 10 b - Investments: Corporate Stock

	NUMBER OF SHARES	BOOK VALUE COST BASIS	FAIR MARKET VALUE
COACH, INC	2,000	99,940	70,040
COACH, INC	2,000	69,396	70,040
COMPANIA DE MINAS BUENAVENTURA	10,000	62,488	112,800
COMPANIA DE MINAS BUENAVENTURA	4,000	44,005	45,120
COMPANIA DE MINAS BUENAVENTURA	6,000	66,060	67,680
COMPANIA DE MINAS BUENAVENTURA	10,000	112,255	112,800
CONOCO PHILLIPS	5,000	227,112	250,700
CONOCO PHILLIPS	3,000	146,308	150,420
CONOCO PHILLIPS	2,000	66,296	100,280
CVS HEALTH INC	2,000	148,091	157,820
DEERE AND CO	1,000	83,006	103,040
DOW CHEMICAL	5,000	168,188	286,100
EXXON MOBIL CORP	7,920	295,505	714,859
EXXON MOBIL CORP	1,000	59,156	90,260
EXXON MOBIL CORP	1,080	96,092	97,481
FACEBOOK, INC	2,000	201,427	230,100
FANNIE MAE	3,200	62,918	12,480
FARMERS & MERCHANTS BANK	147	274,174	999,600
FLOWERVE CORP	2,000	119,363	96,100
FLUOR CORP	5,000	379,414	262,600
FREEMPORT-MCMORAN, INC	3,100	46,069	40,889
FRONTIER COMMUNICATIONS, INC	10,000	51,103	33,800
FRONTIER COMMUNICATIONS, INC	5,000	20,530	16,900
FRONTIER COMMUNICATIONS, INC	5,000	20,100	16,900
FRONTIER COMMUNICATIONS, INC	5,000	20,400	16,900
FRONTIER COMMUNICATIONS, INC	5,000	17,931	16,900
FRONTIER COMMUNICATIONS, INC	10,000	33,095	33,800
FRONTIER COMMUNICATIONS PFD 11.125%	1,000	84,810	71,080
GENERAL ELECTRIC CO	5,000	130,630	158,000
GLAXO SMITHKLINE PLC ADR	4,324	48,355	166,517
GOLD FIELDS LTD	10,000	95,065	30,100
GOLD FIELDS LTD	5,000	44,423	15,050
GOLD FIELDS LTD	7,500	42,364	22,575
HALLIBURTON CO	2,000	77,384	108,180
HARMONY GOLD MINING CO LTD	5,000	45,755	11,050
HARMONY GOLD MINING CO LTD	5,000	49,705	11,050
HARTFORD FINANCIAL SERVICE GROUP	5,000	70,637	238,250

* Reflects stock dividend/split.

** Reflects share exchange (old for new).

*** Spin-off.

FORM 990-PF for Year 2016
 EVALYN M. BAUER FOUNDATION 33-0669419

Part II, Line 10 b - Investments: Corporate Stock

	NUMBER OF SHARES	BOOK VALUE COST BASIS	FAIR MARKET VALUE
HARTFORD FINANCIAL SERVICE GROUP	5,000	52,444	238,250
HARTFORD FINANCIAL SERVICE GROUP	5,000	83,605	238,250
HARTFORD FINANCIAL SERVICE GROUP	2,000	33,832	95,300
HECLA MINING	15,000	65,855	78,600
HECLA MINING	10,000	37,031	52,400
HECLA MINING	3,000	23,525	15,720
HECLA MINING	3,000	22,445	15,720
HECLA MINING	4,000	29,912	20,960
HOME DEPOT, INC	1,000	111,589	134,080
HONEYWELL INTL, INC.	10,000	343,675	1,158,500
ING GROEP	5,000	58,597	70,500
ING GROEP	5,000	61,655	70,500
JOHNSON CNTLS INTL PLC	4,178	199,888	172,092
JOHNSON & JOHNSON	2,500	156,097	288,025
JP MORGAN CHASE & CO	2,000	114,648	172,580
KINDER MORGAN INC	5,000	103,198	103,550
KINDER MORGAN INC	5,000	79,250	103,550
MACK-CALI REALTY CORP	7,500	185,446	217,650
MACK-CALI REALTY CORP	5,000	129,002	145,100
MANITOWOC CO***	10,000	11,476	59,800
MANITOWOC FOODSERVICE, INC***	10,000	39,202	193,300
MC DERMOTT INTL INC	11,000	92,665	81,290
METLIFE INC	2,998.75	96,892	161,603
METLIFE INC	859.05	37,711	46,294
METLIFE INC	3,000	113,633	161,670
METLIFE INC	1,058.70	37,500	57,053
METLIFE INC	850.50	21,369	45,833
MOLINA HEALTHCARE, INC	3,000	140,553	162,780
MORGAN STANLEY	2,500	84,101	105,625
MYLAN M V EUR	5,000	288,512	190,750
NEWMONT MINING CORP	2,093	50,632	71,309
NEWMONT MINING CORP	10,407	343,455	354,566
NUCOR CORP	5,000	251,305	297,600
OLIN CORP	5,000	78,831	128,050
OPKO HEALTH, INC	5,000	59,141	46,500
PETROLEO BRASILEIRO SA	10,000	33,313	88,100
PFIZER, INC	15,000	369,311	487,200

* Reflects stock dividend/split.

** Reflects share exchange (old for new).

*** Spin-off.

FORM 990-PF for Year 2016
 EVALYN M. BAUER FOUNDATION 33-0669419

Part II, Line 10 b - Investments: Corporate Stock

	NUMBER OF SHARES	BOOK VALUE COST BASIS	FAIR MARKET VALUE
PHILLIPS 66	2,500	71,613	216,025
PHILLIPS 66	1,500	46,133	129,615
PHILLIPS 66	1,000	20,904	86,410
RMR GROUP INC/THE CL A	88	1,046	3,476
ROYAL DUTCH SHELL PLC	7,000	320,395	380,660
ROYAL DUTCH SHELL PLC	3,000	137,460	163,140
ROYAL DUTCH SHELL PLC	5,000	223,250	271,900
ROYAL DUTCH SHELL PLC	2,500	111,514	135,950
ROYAL DUTCH SHELL PLC	2,500	111,575	135,950
SELECT INCOME REIT	5,000	92,816	126,000
SIBANYE GOLD LTD	2,500	15,690	17,650
SIBANYE GOLD LTD	1,250	7,332	8,825
SIBANYE GOLD LTD	1,875	6,992	13,238
TENET HEALTHCARE CORP	5,000	145,751	74,200
TENET HEALTHCARE CORP	5,000	123,432	74,200
TENET HEALTHCARE CORP	7,500	109,744	111,300
TENET HEALTHCARE CORP	2,500	37,754	37,100
TEVA PHARMACEUTICALS IND LTD	2,000	91,343	72,500
3M CO	5,000	347,670	892,850
3M CO	2,000	155,992	357,140
3M CO	3,000	222,615	535,710
TRINITY INDUSTRIES INC	3,000	87,644	83,280
UBS AG NEW 2006	815	36,922	12,771
UBS AG NEW 2006	2,000	95,660	31,340
UBS AG NEW 2006	6,000	231,644	94,020
UBS AG NEW 2006	2,000	66,523	31,340
UBS AG NEW 2006	1,100	-	17,237
UBS AG NEW 2006	8,085	162,913	126,692
WHOLE FOODS MARKET, INC	3,000	129,425	92,280

UBS TOTAL

17,582,493

22,929,268

PIMCO ETF TR 1-5 YR US TIPS INDEX FD	1,191	61,181	62,492
VANGUARD SPECIALIZED PORTFOLIOS DIV	1,635	82,921	139,269
VANGUARD MID-CAP VALUE INDEX FD	577	52,225	56,079

* Reflects stock dividend/split.

** Reflects share exchange (old for new).

*** Spin-off.

FORM 990-PF for Year 2016
 EVALYN M. BAUER FOUNDATION 33-0669419

Part II, Line 10 b - Investments: Corporate Stock

	<u>NUMBER OF SHARES</u>	<u>BOOK VALUE COST BASIS</u>	<u>FAIR MARKET VALUE</u>
VANGUARD BOND INDEX FD INC SHT TERM	5,395	434,844	428,633
VANGUARD FTSE ALL WORLD EX-US FD	5,169	201,966	228,366
VANGUARD TOTAL STK MKT FD	948	48,915	109,323
FIDELITY TOTAL		<u>882,052</u>	<u>1,024,162</u>
TOTAL		<u>\$ 18,464,545</u>	<u>\$ 23,953,430</u>

* Reflects stock dividend/split.
 ** Reflects share exchange (old for new).
 *** Spin-off.

EVALYN M. BAUER FOUNDATION
SCHEDULE OF CONTRIBUTIONS
2016

<u>NAME</u>	<u>PURPOSE</u>	<u>CODE</u>	<u>AMOUNT</u>
American Merchant Marine Veterans Memorial Committee, Inc. P.O. Box 1659 Wilmington, CA 90748-1659	General Purpose Discretionary	501(c)(3) Publ Char	\$ 1,000
American National Red Cross Greater Long Beach Chapter 3150 E. 29 th Street Long Beach, CA 90806	General Purpose Discretionary	501(c)(3) Publ Char	\$ 10,000
Apostleship Of The Sea 870 West Eighth Street San Pedro, CA 90731	General Purpose Discretionary	501(c)(3) Publ Char	\$ 10,000
Aquarium Of The Pacific 100 Aquarium Way Long Beach, CA 90802	General Purpose Discretionary	501(c)(3) Publ Char	\$ 5,000
Avalon Medical Development Corporation P.O Box 1563 Avalon, CA 90704	General Purpose Discretionary	501(c)(3) Publ Char	\$ 30,000
Boys & Girls Club of San Pedro 1200 S. Cabrillo Avenue San Pedro, CA 90731	Youth after School Programs & Activities	501(c)(3) Publ Char	\$ 5,000
Calvary Chapel of South Bay 19300 Vermont Avenue Torrance, CA 90502	General Purpose Discretionary	501(c)(3) Publ Char	\$ 1,500
Camp Fire USA 7070 E. Carson Street Long Beach, CA 90808	General Purpose Discretionary	501(c)(3) Publ Char	\$ 5,000
Catalina Island Museum Society, Inc. P.O. Box 366 Avalon, CA 90704	General Purpose Discretionary	501(c)(3) Publ Char	\$ 26,000
Children's Health Fund 215 West 125 th Street, Ste 301 New York, New York 10027	General Purpose Discretionary	501(c)(3) Publ Char	\$ 10,000

<u>NAME</u>	<u>PURPOSE</u>	<u>CODE</u>	<u>AMOUNT</u>
Community Agencies For Caring Connections 16703 S. Clarke Avenue Bellflower, CA 90706	General Purpose Discretionary	501(c)(3) Publ Char	\$ 5,000
Craig Williams Elementary School PTA P.O.Box 4436 Lakewood, CA 90711	General Purpose Discretionary	501(c)(3) Publ Char	\$ 5,000
CSR Childrens Foundation, Inc. 2550 S. Garnsey St. Santa Ana, CA 92707	General Purpose Discretionary	501(c)(3) Publ Char	\$ 10,000
CSULB 49er Foundation 6300 E. State University Dr. #332 Long Beach, CA 90815	EBM Japanese Garden	501(c)(3) Publ Char	\$ 2,000
CSULB 49er Foundation 1250 Bellflower Blvd., BH-387 Long Beach, CA 90840	President's Scholars Program	501(c)(3) Publ Char	\$ 50,000
Don Bosco Technical Institute 1151 San Gabriel Blvd. Rosemead, CA 91770	General Purpose Discretionary	501(c)(3) Publ Char	\$ 5,000
Dream Catcher Of L.A Therapeutic Riding Centers P.O. Box 11993 Marina Del Rey, CA 90295	General Purpose Discretionary	501(c)(3) Publ Char	\$ 2,000
Hawaii Public Radio 738 Kaheka Street, Suite 101 Honolulu, HI 96814	General Purpose Discretionary	501(c)(3) Publ Char	\$ 5,000
Helpline Youth Counseling 14181 Telegraph Road Whittier, CA 90604	General Purpose Discretionary	501(c)(3) Publ Char	\$ 5,000
Historical Society of Long Beach 4260 Atlantic Avenue Long Beach, CA 90807	General Purpose Discretionary	501(c)(3) Publ Char	\$ 9,500
Hue Quang Buddhist Cultural Center 4918 Westminster Avenue Santa Ana, CA 92703	General Purpose Discretionary	501(c)(3) Publ Char	\$ 4,000

<u>NAME</u>	<u>PURPOSE</u>	<u>CODE</u>	<u>AMOUNT</u>
International City Theatre P.O Box 1690 Long Beach, CA 90801	General Purpose Discretionary	501(c)(3) Publ Char	\$ 75,000
KCET Community Television of Southern California 2900 W. Alameda Avenue, Suite 600 Burbank, CA 91505	General Purpose Discretionary	501(c)(3) Publ Char	\$ 1,000
KOCE-TV Foundation 3080 Bristol Street Suite 400 Costa Mesa, CA 92626	General Purpose Discretionary	501(c)(3) Publ Char	\$ 1,000
Leadership Long Beach Inc 743 Atlantic Avenue Long Beach, CA 90813	General Purpose Discretionary	501(c)(3) Publ Char	\$ 10,000
Long Beach Ballet Arts Center 1122 E. Wardlow Road Long Beach, CA 90807	General Purpose Discretionary	501(c)(3) Publ Char	\$ 20,000
Long Beach Bar Foundation 3515 Linden Avenue Long Beach, CA 90807	Scholarship Program	501(c)(3) Publ Char	\$ 5,000
Long Beach Bar Foundation 3515 Linden Avenue Long Beach, CA 90807	Shortstop-Juvenile Crime Diversion Program	501(c)(3) Publ Char	\$ 5,000
Long Beach Bar Foundation 3515 Linden Avenue Long Beach, CA 90807	Juvenile Anger Management Program "JAM"	501(c)(3) Publ Char	\$ 5,000
Long Beach Day Nursery 1548 Chestnut Avenue Long Beach, CA 90813	Scholarship Program	501(c)(3) Publ Char	\$ 5,000
Long Beach Heritage Coalition P.O. Box 92521 Long Beach, CA 90809	General Purpose Discretionary	501(c)(3) Publ Char	\$ 2,000
Long Beach K9 Officers Association P.O. Box 17366 Long Beach, CA 90807	General Purpose Discretionary	501(c)(3) Publ Char	\$ 5,000

<u>NAME</u>	<u>PURPOSE</u>	<u>CODE</u>	<u>AMOUNT</u>
Long Beach Museum of Art Foundation 2300 E. Ocean Boulevard Long Beach, CA 90803	General Purpose Discretionary	501(c)(3) Publ Char	\$ 30,000
Long Beach Opera 507 Pacific Avenue Long Beach, CA 90802	General Purpose Discretionary	501(c)(3) Publ Char	\$ 10,000
Long Beach Rescue Mission P.O. Box 1969 Long Beach, CA 90801	General Purpose Discretionary	501(c)(3) Publ Char	\$ 15,000
Long Beach Symphony Association 249 East Ocean Blvd., Suite 200 Long Beach, CA 90802	General Purpose Discretionary	501(c)(3) Publ Char	\$ 41,000
Los Angeles Challenge Corporation 501 Deep Valley Drive, Ste 202 Rolling Hills Estate, CA 90274	General Purpose Discretionary	501(c)(3) Publ Char	\$ 3,000
Los Angeles Rifle & Revolver Club, Inc. 3831 Gundry Avenue Long Beach, CA 90807	General Purpose Discretionary	501(c)(3) Publ Char	\$ 10,000
Meals On Wheels Of Long Beach, Inc. P.O. Box 15688 Long Beach, CA 90815	General Purpose Discretionary	501(c)(3) Publ Char	\$ 5,000
Musica Angelica 375 Redondo Avenue #176 Long Beach, CA 90814	General Purpose Discretionary	501(c)(3) Pub Char	\$ 7,500
Musical Theatre West 4350 E. 7 th Street Long Beach, CA 90804	General Purpose Discretionary	501(c)(3) Publ Char	\$ 50,000
National Disaster Search Dog Foundation 6800 Wheeler Canyon Road Santa Paula, CA 93060	General Purpose Discretionary	501(c)(3) Publ Char	\$ 5,000
Nativity Catholic Church 1447 Engracia Avenue Torrance, CA 90501	General Purpose Discretionary	501(c)(3) Publ Char	\$ 2,000
Newcomb Academy Foundation Inc 3351 Val Verde Avenue Long Beach, CA 90808	General Purpose Discretionary	501(c)(3) Publ Char	\$ 2,500

<u>NAME</u>	<u>PURPOSE</u>	<u>CODE</u>	<u>AMOUNT</u>
Operation Smile, Inc. 3641 Faculty Boulevard Virginia Beach, VA 23453	General Purpose Discretionary	501(c)(3) Publ Char	\$ 20,000
Our Lady of Refuge Church 5195 Sterns Street Long Beach, CA 90815	General Purpose Discretionary	501(c)(3) Publ Char	\$ 10,000
Pacific Coast Sailing Foundation 5489 East Ocean Blvd. Long Beach, CA 90803	General Purpose Discretionary	501(c)(3) Publ Char	\$ 10,000
Palma Promotions, Incorporated PO Box 441 Mineral, VA 23117	General Purpose Discretionary	501(c)(3) Publ Char	\$ 3,000
Parents Against Cancer Inc. 5312 Bolsa Avenue, Suite 110 Huntington Beach, CA 92649	General Purpose Discretionary	501 (c)(3) Publ Char	\$ 3,000
Pathways to Independence P.O. Box 43 Los Alamitos, CA 90720	General Purpose Discretionary	501(c)(3) Publ Char	\$ 5,000
Pathways Volunteer Hospice 3701 Michelson Street Lakewood, CA 90712	General Purpose Discretionary	501(c)(3) Publ Char	\$ 1,000
Precious Life Shelter Inc PO Box 414 Los Alamitos, CA 90720	General Purpose Discretionary	501(c)(3) Publ Char	\$ 1,000
Public Corporation For The Arts Of The City Of Long Beach 350 Elm Avenue Long Beach, CA 90802	General Purpose Discretionary	501(c)(3) Publ Char	\$ 20,000
Rancho Los Alamitos Foundation 6400 E. Bixby Hill Road Long Beach, CA 90815	General Purpose Discretionary	501(c)(3) Publ Char	\$ 5,000
Ronald McDonald House Charities of Southern California 500 E. 27 th Street Long Beach, CA 90806	General Purpose Discretionary	501(c)(3) Publ Char	\$ 5,000

<u>NAME</u>	<u>PURPOSE</u>	<u>CODE</u>	<u>AMOUNT</u>
Salesian Boys and Girls Club of Los Angeles 3218 Wabash Ave. Los Angeles, CA 90063	General Purpose Discretionary	501(c)(3) Publ Char	\$ 5,000
Salvation Army a California Corp 3060 Long Beach Blvd. Long Beach, CA 90807	General Purpose Discretionary	501(c)(3) Publ Char	\$ 10,000
Santa Catalina Island Conservancy 330 Golden Shore, Suite 170 Long Beach, CA 90802	Native Plant Nursery	501(c)(3) Publ Char	\$ 60,000
Santa Catalina Island Conservancy 330 Golden Shore, Suite 170 Long Beach, CA 90802	"Imagine Catalina" Project	501(c)(3) Publ Char	\$100,000
Special Olympics Southern California 1600 Forbes Way, Suite 200 Long Beach, CA 90810	General Purpose Discretionary	501(c)(3) Publ Char	\$ 1,000
St. Anthony High School 620 Olive Avenue Long Beach, CA 90802	General Purpose Discretionary	501(c)(3) Publ Char	\$ 5,000
St. Catherine Laboure Church 3846 Redondo Beach Blvd. Torrance, CA 90504	General Purpose Discretionary	501(c)(3) Publ Char	\$ 10,000
St. Jude Memorial Foundation 1440 N. Harbor Blvd., Ste 200 Fullerton, CA 92835	General Purpose Discretionary	501(c)(3) Publ Char	\$ 30,000
St. Mary Medical Center Foundation 1050 Linden Avenue Long Beach, CA 90813	General Purpose Discretionary	501(c)(3) Publ Char	\$205,000
Steel Magnolias 6216 E. Pacific Coast Highway PO Box 352 Long Beach, CA 90803	General Purpose Discretionary	501(c)(3) Publ Char	\$ 40,000
Toberman Neighborhood Center, Inc. 131 North Grand Avenue San Pedro, CA 90731	General Purpose Discretionary	501(c)(3) Publ Char	\$ 4,000

<u>NAME</u>	<u>PURPOSE</u>	<u>CODE</u>	<u>AMOUNT</u>
University of Southern California For KUSC P.O Box 77913 Los Angeles, CA 90007	General Purpose Discretionary	501(c)(3)	\$ 5,000
University of Southern California University Park 699 Exposition Blvd., Suite 300 Los Angeles, CA 90089	General Purpose Discretionary	501(c)(3) Publ Char	\$100,000
USC Trojan Marching Band 837 Downey Way-Stonier Hall B Los Angeles, CA 90089	General Purpose Discretionary	501(c)(3)	\$ 1,000
Young Men's Christian Association of Greater Long Beach (Los Cerritos) 15530 Woodruff Avenue Bellflower, CA 90706	General Purpose Discretionary	501(c)(3) Publ Char	\$ 20,000
Young Men's Christian Association of Greater Long Beach (Long Beach) 3605 Long Beach Blvd., Suite 210 Long Beach, CA 90807	General Purpose Discretionary	501(c)(3) Publ Char	\$ 10,000
		TOTAL DONATIONS	\$1,210,000

FORM 990-PF for Year 2016
 EVALYN M BAUER FOUNDATION 33-0669419

Part II, Line 13 - Investments: Other

	NUMBER OF SHARES	BOOK VALUE COST BASIS	FAIR MARKET VALUE
UBS SELECT PRIME INSTITUTIONAL FUND	3,923,914	3,923,914	3,923,914
HEDGE FUNDS - O'CONNOR GLOBAL MULTI STRATEGY ALPHA LTD	-	-	18,888
COMMODITIES - ISHARES GOLD TRUST ETF	5,000	71,951	55,400
ALPS ETF TR ALERIAN MLP	5,000	88,431	63,000
UBS TOTAL		<u>160,382</u>	<u>137,288</u>

MUTUAL FUNDS

DOUBLELINE TOTAL RETURN BOND FUND CL I	11,058.175	125,063	117,437
EATON VANCE FLOATING RATE CLASS I	11,309.172	101,761	101,217
FIDELITY NEW MARKETS INC FUND	4,994.609	84,976	77,916
JENSEN QUALITY GROWTH FUND CLASS I	3,507.837	87,987	137,192
LAZARD GLOBAL LISTED INFRASTRUCTURE INSTL	2,361.242	25,976	33,459
CLEARBRIDGE APPRECIATION CL I	5,340.963	69,116	111,252
METROPOLITAN WEST TOTAL RETURN CLASS I	15,599.809	169,571	164,266
HARDING LOEVNER INST EMERGING MKTS	3,362.807	50,460	56,630
MAINGATE MLP FIND CL	7,668.276	64,280	80,287
SEMPER MBS TOTAL RETURN INSTL	6,622.439	72,251	70,065
T ROWE PRICE INTL DISCOVERY FUND	907.371	50,560	48,254
NATIONWIDE GENEVA SMALL CAP GROWTH IS	1,190.171	55,700	56,676
BERNZOTT US SMALL CAP VALUE FD	5,125.657	65,147	65,096

FIDELITY TOTAL 1,022,848 1,119,747

TOTAL 1,183,230 1,257,035

TOTAL \$ 5,107,144 \$ 5,180,949