

For calendar year 2016, or tax year beginning 01-01-2016, and ending 12-31-2016

Name of foundation CHARLES P WILSON FOUNDATION INC		A Employer identification number 32-0249019	
Number and street (or P O box number if mail is not delivered to street address) 829 GRANT ST		B Telephone number (see instructions) (731) 407-4561	
City or town, state or province, country, and ZIP or foreign postal code PARIS, TN 38242		C If exemption application is pending, check here <input type="checkbox"/>	
G Check all that apply <input type="checkbox"/> Initial return <input type="checkbox"/> Final return <input type="checkbox"/> Address change <input type="checkbox"/> Initial return of a former public charity <input type="checkbox"/> Amended return <input type="checkbox"/> Name change		D 1. Foreign organizations, check here <input type="checkbox"/> 2. Foreign organizations meeting the 85% test, check here and attach computation <input type="checkbox"/>	
H Check type of organization <input checked="" type="checkbox"/> Section 501(c)(3) exempt private foundation <input type="checkbox"/> Section 4947(a)(1) nonexempt charitable trust <input type="checkbox"/> Other taxable private foundation		E If private foundation status was terminated under section 507(b)(1)(A), check here <input type="checkbox"/>	
I Fair market value of all assets at end of year (from Part II, col (c), line 16) \$ 7,303,438		F If the foundation is in a 60-month termination under section 507(b)(1)(B), check here <input type="checkbox"/>	
J Accounting method <input checked="" type="checkbox"/> Cash <input type="checkbox"/> Accrual <input type="checkbox"/> Other (specify) (Part I, column (d) must be on cash basis)			

Part I Analysis of Revenue and Expenses (The total of amounts in columns (b), (c), and (d) may not necessarily equal the amounts in column (a) (see instructions))		(a) Revenue and expenses per books	(b) Net investment income	(c) Adjusted net income	(d) Disbursements for charitable purposes (cash basis only)
Revenue	1 Contributions, gifts, grants, etc , received (attach schedule)	1,443,564			
	2 Check <input type="checkbox"/> if the foundation is not required to attach Sch B				
	3 Interest on savings and temporary cash investments	1,285	1,285		
	4 Dividends and interest from securities				
	5a Gross rents	651,832	651,832		
	b Net rental income or (loss) 435,129				
	6a Net gain or (loss) from sale of assets not on line 10				
	b Gross sales price for all assets on line 6a				
	7 Capital gain net income (from Part IV, line 2)		0		
	8 Net short-term capital gain				
	9 Income modifications				
	10a Gross sales less returns and allowances				
Operating and Administrative Expenses	b Less Cost of goods sold				
	c Gross profit or (loss) (attach schedule)				
	11 Other income (attach schedule)	6,835	6,835		
	12 Total. Add lines 1 through 11	2,103,516	659,952		
	13 Compensation of officers, directors, trustees, etc				
	14 Other employee salaries and wages				
	15 Pension plans, employee benefits				
	16a Legal fees (attach schedule)	9,462	9,462		
	b Accounting fees (attach schedule)	3,813	3,813		
	c Other professional fees (attach schedule)	3,260	3,260		
	17 Interest				
	18 Taxes (attach schedule) (see instructions)	83,761	80,984		
	19 Depreciation (attach schedule) and depletion	116,523	116,523		
	20 Occupancy				
	21 Travel, conferences, and meetings	1,017	1,017		
	22 Printing and publications				
	23 Other expenses (attach schedule)	164,449	164,449		
	24 Total operating and administrative expenses. Add lines 13 through 23	382,285	379,508		0
	25 Contributions, gifts, grants paid	204,320			204,320
	26 Total expenses and disbursements. Add lines 24 and 25	586,605	379,508		204,320
	27 Subtract line 26 from line 12				
	a Excess of revenue over expenses and disbursements	1,516,911			
	b Net investment income (if negative, enter -0-)		280,444		
	c Adjusted net income (if negative, enter -0-)				

Part II Balance Sheets		Attached schedules and amounts in the description column should be for end-of-year amounts only (See instructions)		
		Beginning of year	End of year	
		(a) Book Value	(b) Book Value	(c) Fair Market Value
Assets	1 Cash—non-interest-bearing	-96,709	-131,175	-131,175
	2 Savings and temporary cash investments	1,042,140	1,638,951	1,638,951
	3 Accounts receivable ▶ _____ Less allowance for doubtful accounts ▶ _____			
	4 Pledges receivable ▶ _____ Less allowance for doubtful accounts ▶ _____			
	5 Grants receivable			
	6 Receivables due from officers, directors, trustees, and other disqualified persons (attach schedule) (see instructions)			
	7 Other notes and loans receivable (attach schedule) ▶ _____ 24,688 Less allowance for doubtful accounts ▶ _____	30,081	24,688	24,688
	8 Inventories for sale or use			
	9 Prepaid expenses and deferred charges			
	10a Investments—U S and state government obligations (attach schedule)			
	b Investments—corporate stock (attach schedule)			
	c Investments—corporate bonds (attach schedule)			
	11 Investments—land, buildings, and equipment basis ▶ _____ 4,461,380 Less accumulated depreciation (attach schedule) ▶ _____ 467,417	3,034,584	3,993,963	5,770,974
	12 Investments—mortgage loans			
	13 Investments—other (attach schedule)			
	14 Land, buildings, and equipment basis ▶ _____ Less accumulated depreciation (attach schedule) ▶ _____			
15 Other assets (describe ▶ _____)	700	20,111		
16 Total assets (to be completed by all filers—see the instructions Also, see page 1, item I)	4,010,796	5,546,538	7,303,438	
Liabilities	17 Accounts payable and accrued expenses			
	18 Grants payable			
	19 Deferred revenue			
	20 Loans from officers, directors, trustees, and other disqualified persons			
	21 Mortgages and other notes payable (attach schedule)			
	22 Other liabilities (describe ▶ _____)	41,842	60,670	
	23 Total liabilities (add lines 17 through 22)	41,842	60,670	
Net Assets or Fund Balances	Foundations that follow SFAS 117, check here ▶ <input type="checkbox"/> and complete lines 24 through 26 and lines 30 and 31.			
	24 Unrestricted			
	25 Temporarily restricted			
	26 Permanently restricted			
	Foundations that do not follow SFAS 117, check here ▶ <input checked="" type="checkbox"/> and complete lines 27 through 31.			
	27 Capital stock, trust principal, or current funds			
	28 Paid-in or capital surplus, or land, bldg , and equipment fund			
	29 Retained earnings, accumulated income, endowment, or other funds	3,968,954	5,485,868	
	30 Total net assets or fund balances (see instructions)	3,968,954	5,485,868	
31 Total liabilities and net assets/fund balances (see instructions) .	4,010,796	5,546,538		

Part III Analysis of Changes in Net Assets or Fund Balances

1 Total net assets or fund balances at beginning of year—Part II, column (a), line 30 (must agree with end-of-year figure reported on prior year's return)	1	3,968,954
2 Enter amount from Part I, line 27a	2	1,516,911
3 Other increases not included in line 2 (itemize) ▶ _____	3	3
4 Add lines 1, 2, and 3	4	5,485,868
5 Decreases not included in line 2 (itemize) ▶ _____	5	
6 Total net assets or fund balances at end of year (line 4 minus line 5)—Part II, column (b), line 30 .	6	5,485,868

Part IV Capital Gains and Losses for Tax on Investment Income

(a) List and describe the kind(s) of property sold (e g , real estate, 2-story brick warehouse, or common stock, 200 shs MLC Co)	(b) How acquired P—Purchase D—Donation	(c) Date acquired (mo , day, yr)	(d) Date sold (mo , day, yr)
1a			

(e) Gross sales price	(f) Depreciation allowed (or allowable)	(g) Cost or other basis plus expense of sale	(h) Gain or (loss) (e) plus (f) minus (g)
a			
b			
c			
d			
e			

Complete only for assets showing gain in column (h) and owned by the foundation on 12/31/69			(l) Gains (Col (h) gain minus col (k), but not less than -0-) or Losses (from col (h))
(i) F M V as of 12/31/69	(j) Adjusted basis as of 12/31/69	(k) Excess of col (i) over col (j), if any	
a			
b			
c			
d			
e			

2 Capital gain net income or (net capital loss) <div style="float: right; font-size: small;"> { If gain, also enter in Part I, line 7 If (loss), enter -0- in Part I, line 7 </div>	2	
3 Net short-term capital gain or (loss) as defined in sections 1222(5) and (6) If gain, also enter in Part I, line 8, column (c) (see instructions) If (loss), enter -0- in Part I, line 8	3	

Part V Qualification Under Section 4940(e) for Reduced Tax on Net Investment Income

(For optional use by domestic private foundations subject to the section 4940(a) tax on net investment income)

If section 4940(d)(2) applies, leave this part blank

Was the foundation liable for the section 4942 tax on the distributable amount of any year in the base period? ☐ Yes ☒ No

If "Yes," the foundation does not qualify under section 4940(e) Do not complete this part

1 Enter the appropriate amount in each column for each year, see instructions before making any entries

(a) Base period years Calendar year (or tax year beginning in)	(b) Adjusted qualifying distributions	(c) Net value of noncharitable-use assets	(d) Distribution ratio (col (b) divided by col (c))
2015	221,548	4,822,287	000 045943
2014	191,452	4,186,921	000 045726
2013	189,359	4,022,889	000 047070
2012	173,531	3,625,918	000 047859
2011	156,648	3,545,402	000 044183
2 Total of line 1, column (d)			2 000 230781
3 Average distribution ratio for the 5-year base period—divide the total on line 2 by 5, or by the number of years the foundation has been in existence if less than 5 years			3 000 046156
4 Enter the net value of noncharitable-use assets for 2016 from Part X, line 5			4 6,088,605
5 Multiply line 4 by line 3			5 281,026
6 Enter 1% of net investment income (1% of Part I, line 27b)			6 2,804
7 Add lines 5 and 6			7 283,830
8 Enter qualifying distributions from Part XII, line 4			8 204,320

If line 8 is equal to or greater than line 7, check the box in Part VI, line 1b, and complete that part using a 1% tax rate See the Part VI instructions

Part VI Excise Tax Based on Investment Income (Section 4940(a), 4940(b), 4940(e), or 4948—see instructions)

1a	Exempt operating foundations described in section 4940(d)(2), check here <input type="checkbox"/> and enter "N/A" on line 1 Date of ruling or determination letter _____ (attach copy of letter if necessary—see instructions)		
b	Domestic foundations that meet the section 4940(e) requirements in Part V, check here <input type="checkbox"/> and enter 1% of Part I, line 27b	1	5,609
c	All other domestic foundations enter 2% of line 27b. Exempt foreign organizations enter 4% of Part I, line 12, col (b)		
2	Tax under section 511 (domestic section 4947(a)(1) trusts and taxable foundations only. Others enter -0-)	2	
3	Add lines 1 and 2.	3	5,609
4	Subtitle A (income) tax (domestic section 4947(a)(1) trusts and taxable foundations only. Others enter -0-)	4	
5	Tax based on investment income. Subtract line 4 from line 3. If zero or less, enter -0-	5	5,609
6	Credits/Payments		
a	2016 estimated tax payments and 2015 overpayment credited to 2016	6a	2,480
b	Exempt foreign organizations—tax withheld at source	6b	
c	Tax paid with application for extension of time to file (Form 8868)	6c	2,000
d	Backup withholding erroneously withheld	6d	
7	Total credits and payments. Add lines 6a through 6d.	7	4,480
8	Enter any penalty for underpayment of estimated tax. Check here <input type="checkbox"/> if Form 2220 is attached	8	14
9	Tax due. If the total of lines 5 and 8 is more than line 7, enter amount owed	9	1,143
10	Overpayment. If line 7 is more than the total of lines 5 and 8, enter the amount overpaid	10	
11	Enter the amount of line 10 to be Credited to 2017 estimated tax <input type="checkbox"/> Refunded <input type="checkbox"/>	11	

Part VII-A Statements Regarding Activities

1a	During the tax year, did the foundation attempt to influence any national, state, or local legislation or did it participate or intervene in any political campaign?		Yes	No
b	Did it spend more than \$100 during the year (either directly or indirectly) for political purposes (see Instructions for definition)? If the answer is "Yes" to 1a or 1b , attach a detailed description of the activities and copies of any materials published or distributed by the foundation in connection with the activities	1a		No
c	Did the foundation file Form 1120-POL for this year?	1b		No
d	Enter the amount (if any) of tax on political expenditures (section 4955) imposed during the year (1) On the foundation <input type="checkbox"/> \$ _____ (2) On foundation managers <input type="checkbox"/> \$ _____	1c		No
e	Enter the reimbursement (if any) paid by the foundation during the year for political expenditure tax imposed on foundation managers <input type="checkbox"/> \$ _____			
2	Has the foundation engaged in any activities that have not previously been reported to the IRS? If "Yes," attach a detailed description of the activities	2	Yes	
3	Has the foundation made any changes, not previously reported to the IRS, in its governing instrument, articles of incorporation, or bylaws, or other similar instruments? If "Yes," attach a conformed copy of the changes	3		No
4a	Did the foundation have unrelated business gross income of \$1,000 or more during the year?	4a		No
b	If "Yes," has it filed a tax return on Form 990-T for this year?	4b		
5	Was there a liquidation, termination, dissolution, or substantial contraction during the year? If "Yes," attach the statement required by General Instruction T	5		No
6	Are the requirements of section 508(e) (relating to sections 4941 through 4945) satisfied either • By language in the governing instrument, or • By state legislation that effectively amends the governing instrument so that no mandatory directions that conflict with the state law remain in the governing instrument?	6	Yes	
7	Did the foundation have at least \$5,000 in assets at any time during the year? If "Yes," complete Part II, col (c), and Part XV	7	Yes	
8a	Enter the states to which the foundation reports or with which it is registered (see instructions) <input type="checkbox"/> TN			
b	If the answer is "Yes" to line 7, has the foundation furnished a copy of Form 990-PF to the Attorney General (or designate) of each state as required by General Instruction G? If "No," attach explanation .	8b	Yes	
9	Is the foundation claiming status as a private operating foundation within the meaning of section 4942(j)(3) or 4942(j)(5) for calendar year 2016 or the taxable year beginning in 2016 (see instructions for Part XIV)? If "Yes," complete Part XIV	9		No
10	Did any persons become substantial contributors during the tax year? If "Yes," attach a schedule listing their names and addresses	10		No

Part VII-A Statements Regarding Activities (continued)

11	At any time during the year, did the foundation, directly or indirectly, own a controlled entity within the meaning of section 512(b)(13)? If "Yes," attach schedule (see instructions).	11		No
12	Did the foundation make a distribution to a donor advised fund over which the foundation or a disqualified person had advisory privileges? If "Yes," attach statement (see instructions).	12		No
13	Did the foundation comply with the public inspection requirements for its annual returns and exemption application? Website address N/A	13	Yes	
14	The books are in care of BEN SHERARD Telephone no (731) 642-8958			

Located at **1620 VALLEY WOOD DRIVE PARIS TN** ZIP+4 **38242**


15	Section 4947(a)(1) nonexempt charitable trusts filing Form 990-PF in lieu of Form 1041 —Check here <input type="checkbox"/> and enter the amount of tax-exempt interest received or accrued during the year 15			
16	At any time during calendar year 2016, did the foundation have an interest in or a signature or other authority over a bank, securities, or other financial account in a foreign country? See instructions for exceptions and filing requirements for FinCEN Form 114, Report of Foreign Bank and Financial Accounts (FBAR). If "Yes," enter the name of the foreign country ▶	16	Yes	No

Part VII-B Statements Regarding Activities for Which Form 4720 May Be Required


File Form 4720 if any item is checked in the "Yes" column, unless an exception applies.

1a	During the year did the foundation (either directly or indirectly)		Yes	No
	(1) Engage in the sale or exchange, or leasing of property with a disqualified person? <input type="checkbox"/> Yes <input checked="" type="checkbox"/> No			
	(2) Borrow money from, lend money to, or otherwise extend credit to (or accept it from) a disqualified person? <input type="checkbox"/> Yes <input checked="" type="checkbox"/> No			
	(3) Furnish goods, services, or facilities to (or accept them from) a disqualified person? <input type="checkbox"/> Yes <input checked="" type="checkbox"/> No			
	(4) Pay compensation to, or pay or reimburse the expenses of, a disqualified person? <input type="checkbox"/> Yes <input checked="" type="checkbox"/> No			
	(5) Transfer any income or assets to a disqualified person (or make any of either available for the benefit or use of a disqualified person)? <input type="checkbox"/> Yes <input checked="" type="checkbox"/> No			
	(6) Agree to pay money or property to a government official? (Exception. Check "No" if the foundation agreed to make a grant to or to employ the official for a period after termination of government service, if terminating within 90 days). <input type="checkbox"/> Yes <input checked="" type="checkbox"/> No			
b	If any answer is "Yes" to 1a(1)–(6), did any of the acts fail to qualify under the exceptions described in Regulations section 53.4941(d)-3 or in a current notice regarding disaster assistance (see instructions)? <input type="checkbox"/> 1b			
c	Did the foundation engage in a prior year in any of the acts described in 1a, other than excepted acts, that were not corrected before the first day of the tax year beginning in 2016? <input type="checkbox"/> 1c			No
2	Taxes on failure to distribute income (section 4942) (does not apply for years the foundation was a private operating foundation defined in section 4942(j)(3) or 4942(j)(5))			
a	At the end of tax year 2016, did the foundation have any undistributed income (lines 6d and 6e, Part XIII) for tax year(s) beginning before 2016? <input checked="" type="checkbox"/> Yes <input type="checkbox"/> No If "Yes," list the years ▶ 2015, 20____, 20____, 20____			
b	Are there any years listed in 2a for which the foundation is not applying the provisions of section 4942(a)(2) (relating to incorrect valuation of assets) to the year's undistributed income? (If applying section 4942(a)(2) to all years listed, answer "No" and attach statement—see instructions) <input checked="" type="checkbox"/> 2b	Yes		
c	If the provisions of section 4942(a)(2) are being applied to any of the years listed in 2a, list the years here ▶ 20____, 20____, 20____, 20____			
3a	Did the foundation hold more than a 2% direct or indirect interest in any business enterprise at any time during the year? <input type="checkbox"/> Yes <input checked="" type="checkbox"/> No			
b	If "Yes," did it have excess business holdings in 2016 as a result of (1) any purchase by the foundation or disqualified persons after May 26, 1969, (2) the lapse of the 5-year period (or longer period approved by the Commissioner under section 4943(c)(7)) to dispose of holdings acquired by gift or bequest, or (3) the lapse of the 10-, 15-, or 20-year first phase holding period? (Use Schedule C, Form 4720, to determine if the foundation had excess business holdings in 2016). <input type="checkbox"/> Yes <input checked="" type="checkbox"/> No 3b			
4a	Did the foundation invest during the year any amount in a manner that would jeopardize its charitable purposes? 4a			No
b	Did the foundation make any investment in a prior year (but after December 31, 1969) that could jeopardize its charitable purpose that had not been removed from jeopardy before the first day of the tax year beginning in 2016? 4b			No

Part VII-B Statements Regarding Activities for Which Form 4720 May Be Required (Continued)

5a During the year did the foundation pay or incur any amount to				
(1) Carry on propaganda, or otherwise attempt to influence legislation (section 4945(e))?	<input type="checkbox"/> Yes <input checked="" type="checkbox"/> No			
(2) Influence the outcome of any specific public election (see section 4955), or to carry on, directly or indirectly, any voter registration drive?	<input type="checkbox"/> Yes <input checked="" type="checkbox"/> No			
(3) Provide a grant to an individual for travel, study, or other similar purposes?	<input type="checkbox"/> Yes <input checked="" type="checkbox"/> No			
(4) Provide a grant to an organization other than a charitable, etc., organization described in section 4945(d)(4)(A)? (see instructions).	<input type="checkbox"/> Yes <input checked="" type="checkbox"/> No			
(5) Provide for any purpose other than religious, charitable, scientific, literary, or educational purposes, or for the prevention of cruelty to children or animals?	<input type="checkbox"/> Yes <input checked="" type="checkbox"/> No			
b If any answer is "Yes" to 5a(1)–(5), did any of the transactions fail to qualify under the exceptions described in Regulations section 53.4945 or in a current notice regarding disaster assistance (see instructions)?			5b	
Organizations relying on a current notice regarding disaster assistance check here. 		<input type="checkbox"/>		
c If the answer is "Yes" to question 5a(4), does the foundation claim exemption from the tax because it maintained expenditure responsibility for the grant?		<input type="checkbox"/> Yes <input type="checkbox"/> No		
If "Yes," attach the statement required by Regulations section 53.4945–5(d)				
6a Did the foundation, during the year, receive any funds, directly or indirectly, to pay premiums on a personal benefit contract?		<input type="checkbox"/> Yes <input checked="" type="checkbox"/> No	6b	
b Did the foundation, during the year, pay premiums, directly or indirectly, on a personal benefit contract?		<input type="checkbox"/> Yes <input checked="" type="checkbox"/> No		No
If "Yes" to 6b, file Form 8870				
7a At any time during the tax year, was the foundation a party to a prohibited tax shelter transaction?		<input type="checkbox"/> Yes <input checked="" type="checkbox"/> No	7b	
b If yes, did the foundation receive any proceeds or have any net income attributable to the transaction?		<input type="checkbox"/> Yes <input checked="" type="checkbox"/> No		

Part VIII Information About Officers, Directors, Trustees, Foundation Managers, Highly Paid Employees, and Contractors

1 List all officers, directors, trustees, foundation managers and their compensation (see instructions).				
(a) Name and address	Title, and average hours per week (b) devoted to position	(c) Compensation (If not paid, enter -0-)	(d) Contributions to employee benefit plans and deferred compensation	(e) Expense account, other allowances
CHARLES P WILSON 829 GRANT ST PARIS, TN 38242	PRESIDENT 000 00	0		
BEN SHERARD 1620 VALLEY WOOD DRIVE PARIS, TN 38242	SECRETARY 000 00	0		
CHAD P WILSON 3 NORTHSIDE DR JACKSON, TN 38305	DIRECTOR 000 00	0		
2 Compensation of five highest-paid employees (other than those included on line 1—see instructions). If none, enter "NONE."				
(a) Name and address of each employee paid more than \$50,000	Title, and average hours per week (b) devoted to position	(c) Compensation	(d) Contributions to employee benefit plans and deferred compensation	(e) Expense account, other allowances
Total number of other employees paid over \$50,000.				

Part VIII Information About Officers, Directors, Trustees, Foundation Managers, Highly Paid Employees, and Contractors *(continued)*

3 Five highest-paid independent contractors for professional services (see instructions). If none, enter "NONE".

(a) Name and address of each person paid more than \$50,000	(b) Type of service	(c) Compensation
Total number of others receiving over \$50,000 for professional services. ►		

Part IX-A Summary of Direct Charitable Activities

List the foundation's four largest direct charitable activities during the tax year. Include relevant statistical information such as the number of organizations and other beneficiaries served, conferences convened, research papers produced, etc.

	Expenses
1 N/A	0
2	
3	
4	

Part IX-B Summary of Program-Related Investments (see instructions)

Describe the two largest program-related investments made by the foundation during the tax year on lines 1 and 2	Amount
1	
2	
All other program-related investments. See instructions.	
3	
Total. Add lines 1 through 3 ►	

Part X Minimum Investment Return (All domestic foundations must complete this part. Foreign foundations, see instructions.)

1	Fair market value of assets not used (or held for use) directly in carrying out charitable, etc., purposes		
a	Average monthly fair market value of securities.	1a	0
b	Average of monthly cash balances.	1b	577,388
c	Fair market value of all other assets (see instructions).	1c	5,603,937
d	Total (add lines 1a, b, and c).	1d	6,181,325
e	Reduction claimed for blockage or other factors reported on lines 1a and 1c (attach detailed explanation).	1e	
2	Acquisition indebtedness applicable to line 1 assets.	2	
3	Subtract line 2 from line 1d.	3	6,181,325
4	Cash deemed held for charitable activities. Enter 1 1/2% of line 3 (for greater amount, see instructions).	4	92,720
5	Net value of noncharitable-use assets. Subtract line 4 from line 3. Enter here and on Part V, line 4.	5	6,088,605
6	Minimum investment return. Enter 5% of line 5.	6	304,430

Part XI Distributable Amount (see instructions) (Section 4942(j)(3) and (j)(5) private operating foundations and certain foreign organizations check here ☐ and do not complete this part.)

1	Minimum investment return from Part X, line 6.	1	304,430
2a	Tax on investment income for 2016 from Part VI, line 5.	2a	5,609
b	Income tax for 2016 (This does not include the tax from Part VI).	2b	
c	Add lines 2a and 2b.	2c	5,609
3	Distributable amount before adjustments. Subtract line 2c from line 1.	3	298,821
4	Recoveries of amounts treated as qualifying distributions.	4	
5	Add lines 3 and 4.	5	298,821
6	Deduction from distributable amount (see instructions).	6	
7	Distributable amount as adjusted. Subtract line 6 from line 5. Enter here and on Part XIII, line 1.	7	298,821

Part XII Qualifying Distributions (see instructions)

1	Amounts paid (including administrative expenses) to accomplish charitable, etc., purposes		
a	Expenses, contributions, gifts, etc.—total from Part I, column (d), line 26.	1a	204,320
b	Program-related investments—total from Part IX-B.	1b	
2	Amounts paid to acquire assets used (or held for use) directly in carrying out charitable, etc., purposes.	2	
3	Amounts set aside for specific charitable projects that satisfy the		
a	Suitability test (prior IRS approval required).	3a	
b	Cash distribution test (attach the required schedule).	3b	
4	Qualifying distributions. Add lines 1a through 3b. Enter here and on Part V, line 8, and Part XIII, line 4.	4	204,320
5	Foundations that qualify under section 4940(e) for the reduced rate of tax on net investment income. Enter 1% of Part I, line 27b (see instructions).	5	
6	Adjusted qualifying distributions. Subtract line 5 from line 4.	6	204,320

Note: The amount on line 6 will be used in Part V, column (b), in subsequent years when calculating whether the foundation qualifies for the section 4940(e) reduction of tax in those years.

Part XIII Undistributed Income (see instructions)

	(a) Corpus	(b) Years prior to 2015	(c) 2015	(d) 2016
1 Distributable amount for 2016 from Part XI, line 7				298,821
2 Undistributed income, if any, as of the end of 2016				
a Enter amount for 2015 only.			213,724	
b Total for prior years 20____, 20____, 20____				
3 Excess distributions carryover, if any, to 2016				
a From 2011.				
b From 2012.				
c From 2013.				
d From 2014.				
e From 2015.				
f Total of lines 3a through e.				
4 Qualifying distributions for 2016 from Part XII, line 4 ▶ \$ 204,320				
a Applied to 2015, but not more than line 2a			204,320	
b Applied to undistributed income of prior years (Election required—see instructions).				
c Treated as distributions out of corpus (Election required—see instructions).				
d Applied to 2016 distributable amount.				
e Remaining amount distributed out of corpus				
5 Excess distributions carryover applied to 2016 (If an amount appears in column (d), the same amount must be shown in column (a))				
6 Enter the net total of each column as indicated below:				
a Corpus Add lines 3f, 4c, and 4e Subtract line 5				
b Prior years' undistributed income Subtract line 4b from line 2b				
c Enter the amount of prior years' undistributed income for which a notice of deficiency has been issued, or on which the section 4942(a) tax has been previously assessed.				
d Subtract line 6c from line 6b Taxable amount—see instructions				
e Undistributed income for 2015 Subtract line 4a from line 2a Taxable amount—see instructions			9,404	
f Undistributed income for 2016 Subtract lines 4d and 5 from line 1 This amount must be distributed in 2017				298,821
7 Amounts treated as distributions out of corpus to satisfy requirements imposed by section 170(b)(1)(F) or 4942(g)(3) (Election may be required - see instructions).				
8 Excess distributions carryover from 2011 not applied on line 5 or line 7 (see instructions).				
9 Excess distributions carryover to 2017. Subtract lines 7 and 8 from line 6a				
10 Analysis of line 9				
a Excess from 2012.				
b Excess from 2013.				
c Excess from 2014.				
d Excess from 2015.				
e Excess from 2016.				

Part XIV Private Operating Foundations (see instructions and Part VII-A, question 9)

1a If the foundation has received a ruling or determination letter that it is a private operating foundation, and the ruling is effective for 2016, enter the date of the ruling. ▶					
b Check box to indicate whether the organization is a private operating foundation described in section <input type="checkbox"/> 4942(j)(3) or <input type="checkbox"/> 4942(j)(5)					
2a Enter the lesser of the adjusted net income from Part I or the minimum investment return from Part X for each year listed	Tax year	Prior 3 years			(e) Total
	(a) 2016	(b) 2015	(c) 2014	(d) 2013	
b 85% of line 2a					
c Qualifying distributions from Part XII, line 4 for each year listed					
d Amounts included in line 2c not used directly for active conduct of exempt activities					
e Qualifying distributions made directly for active conduct of exempt activities. Subtract line 2d from line 2c					
3 Complete 3a, b, or c for the alternative test relied upon					
a "Assets" alternative test—enter					
(1) Value of all assets					
(2) Value of assets qualifying under section 4942(j)(3)(B)(i)					
b "Endowment" alternative test— enter 2/3 of minimum investment return shown in Part X, line 6 for each year listed. . .					
c "Support" alternative test—enter					
(1) Total support other than gross investment income (interest, dividends, rents, payments on securities loans (section 512(a)(5)), or royalties)					
(2) Support from general public and 5 or more exempt organizations as provided in section 4942(j)(3)(B)(iii).					
(3) Largest amount of support from an exempt organization					
(4) Gross investment income					

Part XV Supplementary Information (Complete this part only if the organization had \$5,000 or more in assets at any time during the year—see instructions.)

1 Information Regarding Foundation Managers:	
a List any managers of the foundation who have contributed more than 2% of the total contributions received by the foundation before the close of any tax year (but only if they have contributed more than \$5,000) (See section 507(d)(2)) See Additional Data Table	
b List any managers of the foundation who own 10% or more of the stock of a corporation (or an equally large portion of the ownership of a partnership or other entity) of which the foundation has a 10% or greater interest	
2 Information Regarding Contribution, Grant, Gift, Loan, Scholarship, etc., Programs:	
Check here <input type="checkbox"/> if the foundation only makes contributions to preselected charitable organizations and does not accept unsolicited requests for funds. If the foundation makes gifts, grants, etc. (see instructions) to individuals or organizations under other conditions, complete items 2a, b, c, and d	
a The name, address, and telephone number or e-mail address of the person to whom applications should be addressed Charles P Wilson 829 Grant St Paris, TN 38242 (731) 642-3180	
b The form in which applications should be submitted and information and materials they should include Undeveloped at this time	
c Any submission deadlines None	
d Any restrictions or limitations on awards, such as by geographical areas, charitable fields, kinds of institutions, or other factors None	

Part XV **Supplementary Information** (continued)**3 Grants and Contributions Paid During the Year or Approved for Future Payment**

Recipient	If recipient is an individual, show any relationship to any foundation manager or substantial contributor	Foundation status of recipient	Purpose of grant or contribution	Amount
Name and address (home or business)				
a <i>Paid during the year</i> See Additional Data Table				
Total			3a	204,320
b <i>Approved for future payment</i>				
Total			3b	

Enter gross amounts unless otherwise indicated

Enter gross amounts unless otherwise indicated	Unrelated business income		Excluded by section 512, 513, or 514		(e) Related or exempt function income (See instructions)
	(a) Business code	(b) Amount	(c) Exclusion code	(d) Amount	
1 Program service revenue					
a _____					
b _____					
c _____					
d _____					
e _____					
f _____					
g Fees and contracts from government agencies					
2 Membership dues and assessments.					
3 Interest on savings and temporary cash investments			14	1,285	
4 Dividends and interest from securities.					
5 Net rental income or (loss) from real estate					
a Debt-financed property.					
b Not debt-financed property.			16	435,129	
6 Net rental income or (loss) from personal property					
7 Other investment income.			14	6,835	
8 Gain or (loss) from sales of assets other than inventory					
9 Net income or (loss) from special events					
10 Gross profit or (loss) from sales of inventory					
11 Other revenue a _____					
b _____					
c _____					
d _____					
e _____					
12 Subtotal Add columns (b), (d), and (e). . .				443,249	
13 Total. Add line 12, columns (b), (d), and (e).			13		443,249

(See worksheet in line 13 instructions to verify calculations)

Part XVI-B Relationship of Activities to the Accomplishment of Exempt Purposes

[illegible]

Part XVII

- d** If the answer to any of the above is "Yes," complete the following schedule. Column **(b)** should always show the fair market value of the goods, other assets, or services given by the reporting foundation. If the foundation received less than fair market value in any transaction or sharing arrangement, show in column **(d)** the value of the goods, other assets, or services received.

[illegible]

- 2a** Is the foundation directly or indirectly affiliated with, or related to, one or more tax-exempt organizations described in section 501(c) of the Code (other than section 501(c)(3)) or in section 527? ☐ Yes ☒ No

- | b If "Yes," complete the following schedule | | |
|---|--------------------------|---------------------------------|
| (a) Name of organization | (b) Type of organization | (c) Description of relationship |
| | | |
| | | |
| | | |
| | | |

**Sign
Here**

***** 2017-10-30 *****
 Signature of officer or trustee Date Title
 (see instr.)? ☒ Yes ☐ No

Paid Preparer Use Only	Sandra M Arnold CPA		2017-11-07	
	Firm's name ► Sullivan & Greer PLLC			Firm's EIN ►
	Firm's address ► 1101 E Wood St Paris, TN 38242			Phone no (731) 642-2940

Form 990PF Part XV Line 1a - List any managers of the foundation who have contributed more than 2% of the total contributions received by the foundation before the close of any tax year (but only if they have contributed more than \$5,000).

Charles P Wilson
Chad P Wilson

Form 990PF Part XV Line 3 - Grants and Contributions Paid During the Year or Approved for Future Payment

Recipient	If recipient is an individual, show any relationship to any foundation manager or substantial contributor	Foundation status of recipient	Purpose of grant or contribution	Amount
Name and address (home or business)				
a <i>Paid during the year</i>				
Agape House Pregnancy Care Center PO Box 473 Martin, TN 38237	None	PC	Pregnancy Counseling Center	2,500
Area Relief Ministries PO Box 7 Jackson, TN 383020007	None	PC	Faith-Based Assistance to Needy Families	500
Army Aviation Association of America VTS Building 680 Smyrna, TN 37167	None	PC	Scholarships	2,500
Beating Hearts Help Center 21203 Highway 22 McKenzie, TN 38201	None	PC	Pregnancy Counseling Center	975
Birth Choice Incorporated 391 Wallace Rd Jackson, TN 38305	None	PC	Family Planning Center	500
Total ▶ 3a				204,320

Form 990PF Part XV Line 3 - Grants and Contributions Paid During the Year or Approved for Future Payment				
Recipient	If recipient is an individual, show any relationship to any foundation manager or substantial contributor	Foundation status of recipient	Purpose of grant or contribution	Amount
Name and address (home or business)				
a <i>Paid during the year</i>				
Calvary Bible Church 5245 Hwy 41A Joelton, TN 37080	None	PC	Christianity	68,400
Care Center of Jackson PO Box 457 Jackson, TN 38305	None	PC	Homeless Shelter for Women Children	3,000
Carl Perkins Center 50 Stone Ridge Cv Huntingdon, TN 38344	None	PC	Center for Prevention of Child Abuse	2,450
Carroll County Habitat for Humanity PO Box 91 Huntingdon, TN 383440091	None	PC	Home Ownership Assistance	975
Carroll County Humane Society 21822 Highway 22 McKenzie, TN 38201	None	PC	No-Kill Animal Shelter	780
Total 3a				204,320

Form 990PF Part XV Line 3 - Grants and Contributions Paid During the Year or Approved for Future Payment


Recipient	If recipient is an individual, show any relationship to any foundation manager or substantial contributor	Foundation status of recipient	Purpose of grant or contribution	Amount
Name and address (home or business)				
a <i>Paid during the year</i>				
Carroll County Kiwanis Club 140 David Street McKenzie, TN 38201	None	PC	Service Projects for Needy	325
Carroll County Rotary Club 14950 Highland Drive McKenzie, TN 38201	None	PC	Service Projects for Needy	325
Crockett Christmas Store 1132 Farrow Rd Bells, TN 38006	None	PC	Christmas Financial Assistance	3,500
Darkhorse Lodge PO Box 1143 Paris, TN 38242	None	PC	Retreat for Combat Veterans	2,000
Doulos Partners 700 Montgomery Hwy Suite 156 Birmingham, AL 35216	None	PC	Christianity	5,000
Total ▶ 3a				204,320

Form 990PF Part XV Line 3 - Grants and Contributions Paid During the Year or Approved for Future Payment				
Recipient	If recipient is an individual, show any relationship to any foundation manager or substantial contributor	Foundation status of recipient	Purpose of grant or contribution	Amount
Name and address (home or business)				
a <i>Paid during the year</i>				
First Baptist Church 313 N Poplar St Paris, TN 38242	None	PC	Christianity	20,000
Gordon Browning Museum 640 Main St N McKenzIe, TN 38201	None	PC	Museum of Artifacts	780
Grace To You PO Box 4000 Panorama City, CA 91412	None	PC	Christianity	5,000
Henry County Hoofbeats of Hope 840 Osage Crossland Road Puryear, TN 38251	None	PC	Therapeutic Horseback Riding Program	2,250
Hometown Walk of Hope POBox 482 Union City, TN 38281	None	PC	Cancer Patient Support	2,500
Total 3a				204,320

Form 990PF Part XV Line 3 - Grants and Contributions Paid During the Year or Approved for Future Payment

Recipient	If recipient is an individual, show any relationship to any foundation manager or substantial contributor	Foundation status of recipient	Purpose of grant or contribution	Amount
Name and address (home or business)				
a <i>Paid during the year</i>				
Life Action Ministries 2727 Niles-Buchanan Rd Buchanan, MI 49107	None	PC	Christ Centered Activities/Camp	5,000
Maplewood Baptist Church 8700 Highway 218 Bypass Paris, TN 38242	None	PC	Christianity	4,920
McKenzie Memorial Library 15 Broadway Street McKenzie, TN 38229	None	PC	Education	780
McKenzie United Neighbors 2455 Cedar St McKenzie, TN 38201	None	PC	Religious Charity/Social Services	460
Point Pleasant Baptist Church 13700 Highway 79N Buchanan, TN 38242	None	PC	Christianity	5,000
Total ▶ 3a				204,320

Form 990PF Part XV Line 3 - Grants and Contributions Paid During the Year or Approved for Future Payment				
Recipient	If recipient is an individual, show any relationship to any foundation manager or substantial contributor	Foundation status of recipient	Purpose of grant or contribution	Amount
Name and address (home or business)				
a <i>Paid during the year</i>				
Real Hope Youth Center PO Box 283 Paris, TN 38242	None	PC	After School Program Support	2,250
RIFA PO Box 2301 Jackson, TN 383022301	None	PC	Religious Charity/Social Services	9,500
Southern Baptist Theological Seminary 2825 Lexington Road Louisville, KY 40280	None	PC	Christian Education	10,000
Union Endowment Scholarship Fund 1050 Union University Dr Jackson, TN 38305	None	PC	Scholarships	32,000
Union University Reformation 500 1050 Union University Dr Jackson, TN 38305	None	PC	Festival of Protestant Reformation	4,500
Total 3a				204,320

Form 990PF Part XV Line 3 - Grants and Contributions Paid During the Year or Approved for Future Payment				
Recipient	If recipient is an individual, show any relationship to any foundation manager or substantial contributor	Foundation status of recipient	Purpose of grant or contribution	Amount
Name and address (home or business)				
a <i>Paid during the year</i>				
VFW for Local Boy Scouts PO Box 231 McKenzie, TN 38201	None	PC	Boy Scout Support	650
West Corinth Baptist Church 308 School St Corinth, MS 38834	None	PC	Christianity	5,000
Total 				204,320
3a				

TY 2016 Accounting Fees Schedule**Name:** CHARLES P WILSON FOUNDATION INC**EIN:** 32-0249019**Software ID:** 16000333**Software Version:** 17.2.1.0

Category	Amount	Net Investment Income	Adjusted Net Income	Disbursements for Charitable Purposes
Sullivan Greer, PLLC	2,050	2,050		
Bookkeeping Checks	482	482		
Property Management Software Monthly Fee	1,281	1,281		

TY 2016 Activities not Previously Reported Explanation

Name: CHARLES P WILSON FOUNDATION INC

EIN: 32-0249019

Software ID: 16000333

Software Version: 17.2.1.0

Explanation: N/A

Note: To capture the full content of this document, please select landscape mode (11" x 8.5") when printing.

TY 2016 Depreciation Schedule

Name: CHARLES P WILSON FOUNDATION INC

EIN: 32-0249019

Software ID: 16000333

Software Version: 17.2.1.0

Description of Property	Date Acquired	Cost or Other Basis	Prior Years' Depreciation	Computation Method	Rate / Life (# of years)	Current Year's Depreciation Expense	Net Investment Income	Adjusted Net Income	Cost of Goods Sold Not Included
Andrews, TX 501A	2008-12-01	5,757	1,483	SL	2750 0000000000 %	209	209		
Andrews, TX 501B	2008-12-01	5,757	1,482	SL	2750 0000000000 %	209	209		
Andrews, TX 503A	2008-12-01	5,757	1,482	SL	2750 0000000000 %	209	209		
Andrews, TX 503B	2008-12-01	5,757	1,483	SL	2750 0000000000 %	209	209		
Andrews, TX 505A	2008-12-01	5,757	1,481	SL	2750 0000000000 %	209	209		
Andrews, TX 505B	2008-12-01	5,757	1,481	SL	2750 0000000000 %	209	209		
Andrews, TX 507A	2008-12-01	5,757	1,481	SL	2750 0000000000 %	209	209		
Andrews, TX 507B	2008-12-01	5,757	1,482	SL	2750 0000000000 %	209	209		
Andrews, TX 509A	2008-12-01	5,757	1,481	SL	2750 0000000000 %	209	209		
Andrews, TX 509B	2008-12-01	5,757	1,481	SL	2750 0000000000 %	209	209		
Andrews, TX 511A	2008-12-01	5,756	1,483	SL	2750 0000000000 %	209	209		
Andrews, TX 511B	2008-12-01	5,756	1,484	SL	2750 0000000000 %	209	209		
Dortch Lane 865	2008-12-30	12,604	3,245	SL	2750 0000000000 %	458	458		
Market Street 306 N	2008-12-30	13,047	2,371	SL	0000000039 000000000000	335	335		
Market Street 308 N	2008-12-30	13,047	2,371	SL	0000000039 000000000000	335	335		
Market Street 312 A	2008-12-30	13,047	2,370	SL	0000000039 000000000000	335	335		
Market Street 312 B	2008-12-30	13,048	2,370	SL	0000000039 000000000000	335	335		
Honeysuckle 425, Humboldt	2008-12-30	62,562	16,115	SL	2750 0000000000 %	2,275	2,275		
1821 Kay Street, Humboldt	2008-12-30	5,845	1,508	SL	2750 0000000000 %	213	213		
Puryear, TN 221 Smith	2009-12-17	40,900	9,047	SL	2750 0000000000 %	1,487	1,487		

Description of Property	Date Acquired	Cost or Other Basis	Prior Years' Depreciation	Computation Method	Rate / Life (# of years)	Current Year's Depreciation Expense	Net Investment Income	Adjusted Net Income	Cost of Goods Sold Not Included
Humboldt, TN 2231 Mullins	2009-12-31	30,000	6,637	SL	2750 0000000000 %	1,091	1,091		
Furniture - Rental	2009-05-31	399	399	SL	0000000005 000000000000				
Equipment - Rental	2009-04-30	499	499	SL	0000000005 000000000000				
A/C System Apt 507B Andrews, TX	2010-01-01	3,632	792	SL	2750 0000000000 %	132	132		
Refrigerator at Auction	2010-02-28	425	425	SL	0000000005 000000000000				
Storage Bldg at Auction	2010-02-28	750	157	SL	2750 0000000000 %	27	27		
Used A/C at Auction	2010-02-28	1,050	1,050	SL	0000000005 000000000000				
Residential Rental Pans, TN - 815 Dobbins	2010-03-31	20,159	4,276	SL	2750 0000000000 %	733	733		
Residential Rental Pans, TN - 606 Walnut	2010-03-31	59,896	12,705	SL	2750 0000000000 %	2,178	2,178		
Residential Rental Pans, TN - 158 Pennington Pl	2010-04-30	79,216	16,564	SL	2750 0000000000 %	2,881	2,881		
Residential Rental Pans, TN - 234 Fairview	2010-04-30	53,062	11,092	SL	2750 0000000000 %	1,929	1,929		
Residential Rental Pans, TN - 217A Patterson	2010-04-30	27,701	5,707	SL	2750 0000000000 %	1,007	1,007		
Residential Rental Humboldt, TN - 3617 Eastview	2010-06-30	55,163	11,200	SL	2750 0000000000 %	2,006	2,006		
Residential Rental Pans, TN - 253 Fairview	2010-06-30	39,946	8,232	SL	2750 0000000000 %	1,453	1,453		
Residential Rental Pans, TN - 1035 Manley St	2010-07-31	29,157	5,829	SL	2750 0000000000 %	1,060	1,060		
Residential Rental Pans, TN - 124 N Highland	2010-07-31	14,589	2,920	SL	2750 0000000000 %	531	531		
Residential Rental Pans, TN - 313 Walnut	2010-08-31	22,901	4,443	SL	2750 0000000000 %	833	833		
Residential Rental Pans, TN - 374 Skyview	2010-08-31	73,771	14,309	SL	2750 0000000000 %	2,683	2,683		
Residential Rental Pans, TN - 40 Laurel Lane	2010-09-30	36,343	7,051	SL	2750 0000000000 %	1,322	1,322		
Residential Rental Pans, TN - 1023 Locust	2010-09-30	37,145	7,205	SL	2750 0000000000 %	1,351	1,351		

Description of Property	Date Acquired	Cost or Other Basis	Prior Years' Depreciation	Computation Method	Rate / Life (# of years)	Current Year's Depreciation Expense	Net Investment Income	Adjusted Net Income	Cost of Goods Sold Not Included
Residential Rental Pans, TN - 6610 69 N	2010-09-30	15,125	2,933	SL	2750 0000000000 %	550	550		
Pans, TN - 1020 Tyson	2010-09-30	32,202	4,405	SL	0000000039 000000000000	826	826		
Refrngerator	2010-09-30	385	385	SL	0000000005 000000000000				
Refrigerator/Stove	2010-09-30	455	455	SL	0000000005 000000000000				
Residential Rental Pans, TN - 425 Jackson Dr	2010-10-31	42,717	8,153	SL	2750 0000000000 %	1,553	1,553		
Residential Rental Humboldt, TN - 2186 Dodson	2010-10-31	8,671	1,654	SL	2750 0000000000 %	315	315		
Residential Rental Humboldt, TN - 2412 Saint Marys	2010-10-31	3,058	583	SL	2750 0000000000 %	111	111		
Residential Rental Pans, TN - 1018 Cowan St	2010-12-31	16,272	3,006	SL	2750 0000000000 %	592	592		
Residential Rental Pans, TN - 227 Myatt Rd	2010-12-31	25,983	4,804	SL	2750 0000000000 %	945	945		
A/C Unit - Andrews, TX 501A	2010-12-01	4,200	778	SL	2750 0000000000 %	153	153		
Residential Rental Humboldt, TN - 2412 Mullins	2011-01-31	14,511	2,637	SL	2750 0000000000 %	528	528		
Residential Rental Pans, TN - 100 Guthne Rd	2011-01-31	16,857	3,065	SL	2750 0000000000 %	613	613		
Residential Rental Pans, TN - 808 Curtis St	2011-01-31	2,475	450	SL	2750 0000000000 %	90	90		
A/C System - 1018 Cowan	2011-02-28	4,681	836	SL	2750 0000000000 %	170	170		
Residential Rental Pans, TN - 200 Bucy	2011-03-31	52,285	9,188	SL	2750 0000000000 %	1,901	1,901		
Residential Rental Humboldt, TN - 2427 Mape	2011-04-30	17,762	3,068	SL	2750 0000000000 %	646	646		
Residential Rental Humboldt, TN - 2750 Ferrell St	2011-05-31	35,197	5,973	SL	2750 0000000000 %	1,280	1,280		
Residential Rental Humboldt, TN - 2430 McDearmon	2011-06-30	17,220	2,869	SL	2750 0000000000 %	626	626		
Residential Rental Humboldt, TN - 3625 Ray Drive	2011-06-30	35,667	5,944	SL	2750 0000000000 %	1,297	1,297		
Sold 2012 Pans, TN - 314 North College	2011-11-30			SL	2750 0000000000 %				

Description of Property	Date Acquired	Cost or Other Basis	Prior Years' Depreciation	Computation Method	Rate / Life (# of years)	Current Year's Depreciation Expense	Net Investment Income	Adjusted Net Income	Cost of Goods Sold Not Included
Complete Heat Unit Overhaul - 234 Fairview	2011-01-31	950	175	SL	2750 0000000000 %	35	35		
Complete Heat Unit Overhaul - 374 Skyview	2011-01-31	1,150	210	SL	2750 0000000000 %	42	42		
Complete Heat Unit Overhaul - 425 Jackson	2011-01-31	1,050	190	SL	2750 0000000000 %	38	38		
New Heat System - 2186 Dodson	2011-01-31	2,524	460	SL	2750 0000000000 %	92	92		
3 Ton Condensing Unit - 2430 McDearmon	2011-07-31	1,400	229	SL	2750 0000000000 %	51	51		
New A/C Unit - 3625 Ray Dr	2011-09-30	3,500	550	SL	2750 0000000000 %	127	127		
New A/C Unit - 808 Curtis	2011-11-30	1,198	183	SL	2750 0000000000 %	44	44		
New A/C Units - 1035 Manley	2011-11-30	3,124	475	SL	2750 0000000000 %	114	114		
HVAC System - 306 N Market St	2012-01-23	600	88	SL	2750 0000000000 %	22	22		
3 5 Ton System - 2231 Mullins	2012-01-30	3,000	436	SL	2750 0000000000 %	109	109		
Stove - TX Apt 503A	2012-03-31	359	276	SL	0000000005 000000000000	72	72		
Residential Rental Pans, TN- 203 N Wilson St	2012-06-30	32,107	4,185	SL	2750 0000000000 %	1,168	1,168		
Residential Rental McKenzie, TN - 60 Winston Ave	2012-03-31	37,525	5,233	SL	2750 0000000000 %	1,365	1,365		
Residential Rental Pans, TN - 1204 Sherwood St	2012-07-31	57,695	7,343	SL	2750 0000000000 %	2,098	2,098		
Residential Rental Pans, TN - 108 Byrd Rd	2012-07-30	50,496	6,426	SL	2750 0000000000 %	1,836	1,836		
Residential Rental Pans, TN - 108 Patterson St	2012-07-30	46,875	5,964	SL	2750 0000000000 %	1,704	1,704		
Residential Rental Big Sandy, TN - 233 Branch Rd	2012-07-30	25,413	3,234	SL	2750 0000000000 %	924	924		
Residential Rental Pans, TN - 2311 W Wood	2012-02-28	41,738	5,945	SL	2750 0000000000 %	1,518	1,518		
Standard 3 Ton Gas PackHeat AC - 425 Jackson	2012-11-01	600	70	SL	2750 0000000000 %	22	22		
Standard 3 Ton Gas PackHeat AC - 203 N Wilson	2012-11-13	3,500	402	SL	2750 0000000000 %	127	127		

Description of Property	Date Acquired	Cost or Other Basis	Prior Years' Depreciation	Computation Method	Rate / Life (# of years)	Current Year's Depreciation Expense	Net Investment Income	Adjusted Net Income	Cost of Goods Sold Not Included
A/C Condenser - 108 Byrd	2012-11-19	1,750	203	SL	2750 0000000000 %	64	64		
Heat AC Unit - 313 Walnut	2012-11-30	6,000	690	SL	2750 0000000000 %	218	218		
Heat AC Unit - 108 Patterson	2012-11-30	3,500	402	SL	2750 0000000000 %	127	127		
Roof - TX Apts	2012-08-01	6,296	1,076	SL	0000000020 000000000000	315	315		
RE Imp 60 Winston Ave, McKenzie	2012-12-01	10,410	1,169	SL	2750 0000000000 %	379	379		
RE Imp 203 N Wilson	2012-12-01	9,037	1,014	SL	2750 0000000000 %	329	329		
RE Imp 3625 Ray Dr Humboldt	2012-07-01	9,481	1,207	SL	2750 0000000000 %	345	345		
RE Imp 108 Byrd Rd, Pans	2012-11-01	6,518	751	SL	2750 0000000000 %	237	237		
Residential Rental Pans, TN - 3559 County Home Rd	2013-01-01	37,117	4,050	SL	2750 0000000000 %	1,350	1,350		
Residential Rental Pans, TN - 108 N Porter	2013-01-01	16,633	1,815	SL	2750 0000000000 %	605	605		
Residential Rental Pans, TN - 109 1/2 Carter	2013-07-01	29,634	2,695	SL	2750 0000000000 %	1,078	1,078		
Residential Rental Pans, TN - 312 Wilson	2013-07-01	3,217	293	SL	2750 0000000000 %	117	117		
Residential Rental Pans, TN - 121 Dogwood Hills	2013-08-01	49,930	4,389	SL	2750 0000000000 %	1,816	1,816		
Residential Rental Pans, TN - 214 Ellis	2013-12-31	35,000	2,652	SL	2750 0000000000 %	1,273	1,273		
Residential Rental Hollow Rock, TN - 10 Buckley	2013-12-31	31,259	2,369	SL	2750 0000000000 %	1,137	1,137		
Residential Rental Pans, TN - 209/301 North College St	2013-12-31	42,310	3,206	SL	2750 0000000000 %	1,539	1,539		
Residential Rental Pans, TN - 335 Elkhorn Rd	2013-12-31	117,033	8,867	SL	2750 0000000000 %	4,256	4,256		
Residential Rental Pans, TN - 127 Cumer	2013-12-31	38,700	2,931	SL	2750 0000000000 %	1,407	1,407		
RE Imp 121 Dogwood Hills	2013-12-01	5,110	387	SL	2750 0000000000 %	186	186		
RE Imp 109 1/2 Carter	2013-12-31	7,362	558	SL	2750 0000000000 %	268	268		

Description of Property	Date Acquired	Cost or Other Basis	Prior Years' Depreciation	Computation Method	Rate / Life (# of years)	Current Year's Depreciation Expense	Net Investment Income	Adjusted Net Income	Cost of Goods Sold Not Included
RE Imp 3559 County Home Road	2013-04-01	7,273	726	SL	2750 0000000000 %	264	264		
RE Imp 1204 Sherwood , Pans TN	2013-09-01	3,027	257	SL	2750 0000000000 %	110	110		
RE Imp 1821 Kay St, Humboldt, TN	2013-11-01	10,080	795	SL	2750 0000000000 %	367	367		
RE Imp 815 Dobbins, Pans TN	2013-12-31	5,454	413	SL	2750 0000000000 %	198	198		
RE Imp 234 Fairview, Pans TN	2013-12-31	5,128	388	SL	2750 0000000000 %	186	186		
RE Imp 217 A Patterson, Pans TN	2013-12-31	9,708	735	SL	2750 0000000000 %	353	353		
RE Imp 253 Fairview, Pans TN	2013-12-01	5,516	419	SL	2750 0000000000 %	201	201		
RE Imp 124 N Highland, Pans TN	2013-10-01	4,696	385	SL	2750 0000000000 %	171	171		
RE Imp 40 Laurel Lane, Pans TN	2013-11-01	6,723	529	SL	2750 0000000000 %	244	244		
RE Imp 2186 Dodson , Humboldt TN	2013-05-01	4,501	437	SL	2750 0000000000 %	164	164		
RE Imp 227 Myatt, Pans TN	2013-12-01	2,378	179	SL	2750 0000000000 %	86	86		
RE Imp 2427 Mape, Humboldt TN	2013-06-01	3,422	321	SL	2750 0000000000 %	124	124		
Heat AC Unit - 233 Branch, Big Sandy, TN	2013-05-01	3,750	363	SL	2750 0000000000 %	136	136		
Heat AC Unit - 158 Pennington Pl, Jackson, TN	2013-04-01	3,575	357	SL	2750 0000000000 %	130	130		
Residential Rental Pans, TN -2125 Lone Oak Road	2014-03-01	48,083	3,205	SL	2750 0000000000 %	1,748	1,748		
Residential Rental Pans, TN - 903 Dunlap	2014-06-01	8,829	508	SL	2750 0000000000 %	321	321		
Residential Rental Pans, TN - 1120 E Wood St	2014-08-01	26,315	1,399	SL	2750 0000000000 %	957	957		
Residential Rental Pans, TN - 414 Jackson Forrest Rd	2014-09-01	51,601	2,501	SL	2750 0000000000 %	1,876	1,876		
Residential Rental Pans, TN - 303 Cedar St	2014-12-31	16,476	649	SL	2750 0000000000 %	599	599		
Residential Rental Pans, TN - 2248 Hwy 79 S/Sawmill Rd	2014-12-31	26,300	1,036	SL	2750 0000000000 %	956	956		

Description of Property	Date Acquired	Cost or Other Basis	Prior Years' Depreciation	Computation Method	Rate / Life (# of years)	Current Year's Depreciation Expense	Net Investment Income	Adjusted Net Income	Cost of Goods Sold Not Included
Residential Rental Puryear, TN - 121 Main St	2014-12-31	54,692	2,155	SL	2750 0000000000 %	1,989	1,989		
RE Imp 1120 E Wood St	2014-12-31	14,322	564	SL	2750 0000000000 %	521	521		
RE Imp 127 Cumer St	2014-07-01	12,417	678	SL	2750 0000000000 %	452	452		
RE Imp 335 Elkhorn Rd	2014-08-01	1,992	102	SL	2750 0000000000 %	72	72		
RE Imp 209 N College St	2014-12-01	2,859	113	SL	2750 0000000000 %	104	104		
RE Imp 312 N Wilson	2014-08-01	23,045	1,187	SL	2750 0000000000 %	838	838		
RE Imp 109 1/2 Carter	2014-03-01	2,480	165	SL	2750 0000000000 %	90	90		
RE Imp 3559 County Home Rd	2014-09-01	3,000	145	SL	2750 0000000000 %	109	109		
RE Imp 865 Dortch Lane	2014-09-01	4,480	217	SL	2750 0000000000 %	163	163		
RE Imp 306 N Market St	2014-05-01	1,210	52	SL	0000000039 000000000000	44	44		
RE Imp 312 A N Market St	2014-12-01	10,404	289	SL	2750 0000000000 %	378	378		
RE Imp 200 Bucy Circle	2014-10-01	2,015	91	SL	2750 0000000000 %	73	73		
RE Imp 60 Winston Ave	2014-02-01	909	63	SL	2750 0000000000 %	33	33		
Two Dishwashers - 501B 503B Andrews TX	2014-02-25	956	366	SL	0000000005 000000000000	191	191		
Stove - 501 A Andrews TX	2014-04-07	445	156	SL	0000000005 000000000000	89	89		
New Heat Air Unit 227 Myatt Pans	2014-04-08	3,850	245	SL	2750 0000000000 %	140	140		
Five Stoves 5 Ref	2014-06-09	3,586	1,135	SL	0000000005 000000000000	717	717		
New Heat Pump 6610 Hwy 69 N Pans	2014-07-10	3,850	210	SL	2750 0000000000 %	140	140		
New Heat Pump 3559 County Home RD Pans	2014-10-08	3,942	179	SL	2750 0000000000 %	143	143		
5 Ton Gas Pack Unit 312A N Market	2014-12-08	5,243	145	SL	0000000039 000000000000	134	134		

Description of Property	Date Acquired	Cost or Other Basis	Prior Years' Depreciation	Computation Method	Rate / Life (# of years)	Current Year's Depreciation Expense	Net Investment Income	Adjusted Net Income	Cost of Goods Sold Not Included
Residential Rental Puryear, TN - 220 West Main	2015-08-01	55,035	834	SL	2750 0000000000 %	2,001	2,001		
Residential Rental Pans, TN - 1139 Chickasaw	2015-08-01	28,008	424	SL	2750 0000000000 %	1,018	1,018		
Residential Rental Pans, TN - 1141 Chickasaw	2015-08-01	15,338	232	SL	2750 0000000000 %	558	558		
Residential Rental Pans, TN - 204 Patterson	2015-12-01	49,501	150	SL	2750 0000000000 %	1,800	1,800		
Residential Rental Jackson, TN - 427 Oil Well Rd	2015-10-01	51,287	466	SL	2750 0000000000 %	1,865	1,865		
A/C Unit - 3617 Eastview Humboldt, TN	2015-02-01	4,809	160	SL	2750 0000000000 %	175	175		
A/C Unit - 1035 Manley, Pans, TN	2015-02-01	3,850	128	SL	2750 0000000000 %	140	140		
A/C Unit - 865 Dortch, Pans, TN	2015-02-01	3,850	128	SL	2750 0000000000 %	140	140		
A/C Unit - 40 Laurel Ln Pans, TN	2015-02-01	3,850	128	SL	2750 0000000000 %	140	140		
A/C Unit - 1023 Locust Pans, TN	2015-01-01	3,850	140	SL	2750 0000000000 %	140	140		
A/C Unit - 501A Andrews TX	2015-06-01	4,200	89	SL	2750 0000000000 %	153	153		
Four new stoves	2015-08-01	4,283	357	SL	0000000005 000000000000	857	857		
Heat Pump 221 Smith Puryear, TN	2015-01-01	3,850	140	SL	2750 0000000000 %	140	140		
Heat Pump 100 Guthne Rd, Pans, TN	2015-04-01	4,414	120	SL	2750 0000000000 %	160	160		
RE Imp 2248 Hwy 79S, Pans, TN	2015-12-01	11,677	35	SL	2750 0000000000 %	425	425		
RE Imp 303 Cedar St, Pans, TN	2015-12-01	12,549	38	SL	2750 0000000000 %	456	456		
RE Imp 121 West Main Street, Puryear, TN	2015-04-01	3,241	88	SL	2750 0000000000 %	118	118		
RE Imp 414 Jackson Forrest Rd, Pans, TN	2015-11-01	22,145	134	SL	2750 0000000000 %	805	805		
RE Imp 1120 E Wood Street, Pans, TN	2015-12-01	3,730	11	SL	2750 0000000000 %	136	136		
RE Imp 903 Dunlap, Pans, TN	2015-12-01	7,473	23	SL	2750 0000000000 %	272	272		

Description of Property	Date Acquired	Cost or Other Basis	Prior Years' Depreciation	Computation Method	Rate / Life (# of years)	Current Year's Depreciation Expense	Net Investment Income	Adjusted Net Income	Cost of Goods Sold Not Included
RE Imp 2125 Lone Oak, Pans, TN	2015-12-01	3,715	11	SL	2750 0000000000 %	135	135		
RE Imp 335 Elkhorn Rd, Pans, TN	2015-11-01	7,482	45	SL	2750 0000000000 %	272	272		
RE Imp 214 Ellis Drive, Pans, TN	2015-12-01	9,603	29	SL	2750 0000000000 %	349	349		
RE Imp 312 N Wilson, Pans, TN	2015-12-01	4,765	14	SL	2750 0000000000 %	173	173		
RE Imp 109 1/2 Carter, Pans, TN	2015-12-01	2,504	8	SL	2750 0000000000 %	91	91		
RE Imp 108 N Porter, Pans, TN	2015-12-01	3,976	12	SL	2750 0000000000 %	145	145		
RE Imp 3559 County Home Rd, Pans, TN	2015-12-01	2,383	7	SL	2750 0000000000 %	87	87		
RE Imp 108 Patterson, Pans, TN	2015-12-01	1,541	5	SL	2750 0000000000 %	56	56		
RE Imp 1204 Sherwood, Pans, TN	2015-12-01	3,125	9	SL	2750 0000000000 %	114	114		
RE Imp 511B Andrews TX	2015-07-01	3,300	60	SL	2750 0000000000 %	120	120		
RE Imp 865 Dortch, Pans, TN	2015-12-01	1,883	6	SL	2750 0000000000 %	69	69		
RE Imp 312A N Market, Pans, TN	2015-05-01	1,544	26	SL	2750 0000000000 %	40	40		
RE Imp 425 Honeysuckle Lane, Humboldt, TN	2015-12-01	1,600	5	SL	2750 0000000000 %	58	58		
RE Imp 221 Smith Puryear, TN	2015-12-01	5,373	16	SL	2750 0000000000 %	195	195		
RE Imp 2231 Mullins Humboldt, TN	2015-11-01	1,853	11	SL	2750 0000000000 %	67	67		
RE Imp 815 Dobbins Pans, TN	2015-12-01	1,517	5	SL	2750 0000000000 %	55	55		
RE Imp 313 Walnut St Pans, TN	2015-12-01	4,043	12	SL	2750 0000000000 %	147	147		
RE Imp 374 Skyview Pans, TN	2015-12-01	2,143	7	SL	2750 0000000000 %	78	78		
RE Imp 6610 Hwy 69N Pans, TN	2015-12-01	10,407	32	SL	2750 0000000000 %	378	378		
RE Imp 1020 Tyson Ave Pans, TN	2015-04-01	2,787	54	SL	0000000039 000000000000	71	71		

Description of Property	Date Acquired	Cost or Other Basis	Prior Years' Depreciation	Computation Method	Rate / Life (# of years)	Current Year's Depreciation Expense	Net Investment Income	Adjusted Net Income	Cost of Goods Sold Not Included
RE Imp 2412 St Marys Humboldt TN	2015-12-01	19,204	58	SL	2750 0000000000 %	698	698		
RE Imp 227 Myatt Rd Pans, TN	2015-12-01	1,562	5	SL	2750 0000000000 %	57	57		
RE Imp 2412 Mullins Humboldt TN	2015-12-01	4,146	13	SL	2750 0000000000 %	151	151		
RE Imp 808 Curtis Pans TN	2015-04-01	1,785	49	SL	2750 0000000000 %	65	65		
RE Imp 60 Winston Avenue McKenzie TN	2015-12-01	1,117	3	SL	2750 0000000000 %	41	41		
Floorng Upgrade 509A Andrews TX	2015-08-01	3,360	51	SL	2750 0000000000 %	122	122		
RE Imp 108 Byrd Rd, Pans, TN	2015-12-01	1,411	4	SL	2750 0000000000 %	51	51		
Residential Rental - Pans, TN - 1314 McFadden St	2016-12-01	11,250		SL	2750 0000000000 %	34	34		
Residential Rental - Pans, TN - 1135 Chickasaw	2016-10-01	22,500		SL	2750 0000000000 %	205	205		
Residential Rental - Pans, TN - 803A South Market	2016-10-01	18,500		SL	2750 0000000000 %	168	168		
Residential Rental - Pans, TN - 803B South Market	2016-10-01	18,500		SL	2750 0000000000 %	168	168		
Residential Rental - Pans, TN - 738 Salem Circle	2016-08-01	52,500		SL	2750 0000000000 %	795	795		
Residential Rental - Pans, TN - 1205 Brown St	2016-07-01	21,500		SL	2750 0000000000 %	391	391		
Residential Rental - Pans, TN - 1215 Hwy 77	2016-07-01	47,300		SL	2750 0000000000 %	860	860		
Residential Rental - Pans, TN - 114 Marilyn	2016-11-01	48,000		SL	2750 0000000000 %	291	291		
Residential Rental - Pans, TN - 401 Walnut Street	2016-05-01	33,000		SL	2750 0000000000 %	800	800		
Residential Rental - Pans, TN - 748 Salem Circle	2016-05-01	41,500		SL	2750 0000000000 %	1,006	1,006		
Residential Rental - Pans, TN - 104 Porter St	2016-05-01	30,000		SL	2750 0000000000 %	727	727		
Residential Rental - Pans, TN - 411 Pine Ridge Rd	2016-05-01	33,500		SL	2750 0000000000 %	812	812		
Residential Rental - Pans, TN - 1004 Pearl St	2016-05-01	25,600		SL	2750 0000000000 %	621	621		

Description of Property	Date Acquired	Cost or Other Basis	Prior Years' Depreciation	Computation Method	Rate / Life (# of years)	Current Year's Depreciation Expense	Net Investment Income	Adjusted Net Income	Cost of Goods Sold Not Included
Residential Rental - Pans, TN - 606 Morton St	2016-05-01	32,500		SL	2750 0000000000 %	788	788		
Residential Rental - Pans, TN - 1109 Lone Oak Rd	2016-05-01	25,000		SL	2750 0000000000 %	606	606		
Residential Rental - Pans, TN - 1107 Lone Oak Rd	2016-05-01	25,000		SL	2750 0000000000 %	606	606		
Residential Rental - Pans, TN - 804 Joy Street	2016-05-01	20,000		SL	2750 0000000000 %	485	485		
Residential Rental - Pans, TN - 708 Franklin Dr	2016-05-01	43,000		SL	2750 0000000000 %	1,042	1,042		
Residential Rental - Pans, TN - 235 Fairview St	2016-05-01	40,000		SL	2750 0000000000 %	970	970		
Residential Rental - Pans, TN - 104 Fairview St	2016-05-01	32,500		SL	2750 0000000000 %	788	788		
Residential Rental - Pans, TN - 1129 Chickasaw Rd	2016-05-01	35,000		SL	2750 0000000000 %	848	848		
Residential Rental - Pans, TN - 1118 Chickasaw Rd	2016-05-01	20,000		SL	2750 0000000000 %	485	485		
Residential Rental - Pans, TN - 306 Blanton St	2016-05-01	35,000		SL	2750 0000000000 %	848	848		
RE Imp - 108 N Porter HVAC	2016-11-01	3,500		SL	2750 0000000000 %	21	21		
RE Imp - 312 Wilson HVAC	2016-02-01	4,459		SL	2750 0000000000 %	149	149		
RE Imp - 104 Fairview HVAC	2016-12-01	3,500		SL	2750 0000000000 %	11	11		
RE Imp HVAC - 1139 Chickasaw	2016-12-01	12,229		SL	2750 0000000000 %	37	37		
RE Imp HVAC - 1141 Chickasaw	2016-11-11	14,518		SL	2750 0000000000 %	88	88		
RE Imp HVAC - 803A South Market	2016-12-01	11,694		SL	2750 0000000000 %	35	35		
RE Imp - 1135 Chickasaw	2016-12-01	9,794		SL	2750 0000000000 %	30	30		
RE Imp - 803B Market	2016-12-01	8,720		SL	2750 0000000000 %	27	27		
RE Imp - 804 Joy	2016-12-01	8,206		SL	2750 0000000000 %	25	25		
RE Imp - 204 Patterson	2016-12-01	24,085		SL	2750 0000000000 %	73	73		

Description of Property	Date Acquired	Cost or Other Basis	Prior Years' Depreciation	Computation Method	Rate / Life (# of years)	Current Year's Depreciation Expense	Net Investment Income	Adjusted Net Income	Cost of Goods Sold Not Included
RE Imp - 427 Oil Well	2016-12-01	4,294		SL	2750 0000000000 %	13	13		
RE Imp - 1120 East Wood	2016-10-01	6,131		SL	2750 0000000000 %	56	56		
RE Imp - 903 Dunlap	2016-03-01	3,103		SL	2750 0000000000 %	94	94		
RE Imp - 2125 Lone Oak Rd	2016-12-01	8,249		SL	2750 0000000000 %	25	25		
RE Imp - 109 1/2 Carter	2016-09-01	2,528		SL	2750 0000000000 %	123	123		
RE Imp - 425 Honeysuckle Lane, Humboldt	2016-12-01	13,563		SL	2750 0000000000 %	41	41		
RE Imp - 3625 Ray Drive, Humboldt	2016-12-01	5,953		SL	2750 0000000000 %	18	18		
RE Imp - 1215 Hwy 77	2016-12-01	2,951		SL	2750 0000000000 %	9	9		
RE Imp - 114 Marilyn St	2016-12-01	5,791		SL	2750 0000000000 %	18	18		
RE Imp - 1004 Pearl Street	2016-10-01	2,022		SL	2750 0000000000 %	18	18		
RE Imp - 1107 Lone Oak Rd	2016-12-01	8,360		SL	2750 0000000000 %	25	25		

TY 2016 General Explanation Attachment

Name: CHARLES P WILSON FOUNDATION INC

EIN: 32-0249019

Software ID: 16000333

Software Version: 17.2.1.0

TY 2016 Investments - Land Schedule

Name: CHARLES P WILSON FOUNDATION INC

EIN: 32-0249019

Software ID: 16000333

Software Version: 17.2.1.0

Category/ Item	Cost/Other Basis	Accumulated Depreciation	Book Value	End of Year Fair Market Value
Residential Rentals Andrews, TX	70,800	20,289	50,511	861,000
Residential Rental Paris, TN - Dortch Lane	14,098	3,703	10,395	50,000
Residential Rental Humboldt, TN - Kay St	6,992	1,721	5,271	25,000
Residential Rental Humboldt, TN - Honeysuckle	73,014	18,390	54,624	95,000
Commercial Property - Paris, TN - 306/308/312 N Market Street	74,027	10,822	63,205	72,200
Furniture and Fixtures	399	399		
Equipment	499	499		
Residential Rental Puryear, TN - 221 Smith St	45,100	10,534	34,566	61,000
Residential Rental Humboldt, TN - 2231 Mullins	38,000	7,728	30,272	42,500
A/C System Apt. 507B Andrews, TX	3,632	924	2,708	2,840
Refrigerator at Auction	425	425		
Storage Bldg at Auction	750	184	566	593
Used A/C at Auction	1,050	1,050		
Residential Rental Paris, TN - 815 Dobbins	24,859	5,009	19,850	34,000
Residential Rental Paris, TN - 606 Walnut	76,596	14,883	61,713	85,000
Residential Rental Jackson, TN - 158 Pennington Pl	90,716	19,445	71,271	10,000
Residential Rental Paris, TN - 234 Fairview	57,062	13,021	44,041	74,000
Residential Rental Paris, TN - 217A Patterson	36,401	6,714	29,687	45,000
Residential Rental Humboldt, TN - 3617 Eastview	67,163	13,206	53,957	90,000
Residential Rental Paris, TN - 253 Fairview	48,446	9,685	38,761	53,000
Residential Rental Paris, TN - 1035 Manley St	36,657	6,889	29,768	55,500
Residential Rental Paris, TN - 124 N Highland	19,589	3,451	16,138	37,500
Residential Rental Paris, TN - 313 Walnut	34,901	5,276	29,625	44,500
Residential Rental Paris, TN - 374 Skyview	82,571	16,992	65,579	100,000
Residential Rental Paris, TN - 40 Laurel Lane	45,843	8,373	37,470	78,000
Residential Rental Paris, TN - 1023 Locust	45,635	8,556	37,079	54,000
Residential Rental Paris, TN - 6610 69 N	24,225	3,483	20,742	43,500
Residential Rental Paris, TN - 1020 Tyson	43,202	5,231	37,971	60,000
Refrigerator	385	385		
Refrigerator/Stove	455	455		

Category/ Item	Cost/Other Basis	Accumulated Depreciation	Book Value	End of Year Fair Market Value
Residential Rental Paris, TN - 425 Jackson Dr	55,217	9,706	45,511	109,000
Residential Rental Humboldt, TN - 2186 Dodson	13,671	1,969	11,702	37,500
Residential Rental Humboldt, TN - 2412 St Mary Dr	10,058	694	9,364	46,000
Residential Rental Paris, TN - 1018 Cowan	28,372	3,598	24,774	34,000
Residential Rental Paris, TN - 227 Myatt Rd	33,483	5,749	27,734	66,750
A/C System Apt. 501A Andrews, TX	4,200	931	3,269	3,422
Residential Rental Humboldt, TN - 2412 Mullins	21,511	3,165	18,346	21,511
Residential Rental Paris, TN - 100 Guthrie Rd	24,357	3,678	20,679	46,500
Residential Rental Paris, TN - 808 Curtis St	6,975	540	6,435	21,000
A/C System 1018 - Cowan	4,681	1,006	3,675	3,845
Residential Rental Paris, TN - 200 Bucy	61,285	11,089	50,196	78,500
Residential Rental Humboldt, TN - 2427 Mape	25,762	3,714	22,048	42,500
Residential Rental Humboldt, TN - 2750 Ferrell St	47,197	7,253	39,944	78,000
Residential Rental Humboldt, TN - 2430 McDearmon	23,220	3,495	19,725	41,000
Residential Rental Humboldt, TN - 3625 Ray Drive	47,667	7,241	40,426	96,000
Complete Heat Unit Overhaul - 234 Fairview	950	210	740	775
Complete Heat Unit Overhaul - 374 Skyview	1,150	252	898	940
Complete Heat Unit Overhaul - 425 Jackson	1,050	228	822	860
New Heat System - 2186 Dodson	2,524	552	1,972	2,064
3 Ton Condensing Unit - 2430 McDearmon	1,400	280	1,120	1,171
New A/C Unit - 3625 Ray Dr	3,500	677	2,823	2,950
New A/C Unit - 808 Curtis	1,198	227	971	1,015
New A/C Units - 1035 Manley	3,124	589	2,535	2,649
HVAC System - 306 N Market St	600	110	490	512
3.5 Ton System - 2231 Mullins	3,000	545	2,455	2,564
Stove - TX Apt 503A	359	348	11	83
Residential Rental Paris, TN- 203 N Wilson St	47,108	5,353	41,755	47,108
Residential Rental McKenzie, TN - 60 Winston Ave	45,025	6,598	38,427	45,025
Residential Rental Paris, TN - 1204 Sherwood St	75,195	9,441	65,754	75,195
Residential Rental Paris, TN - 108 Byrd Rd	60,396	8,262	52,134	60,396

Category/ Item	Cost/Other Basis	Accumulated Depreciation	Book Value	End of Year Fair Market Value
Residential Rental Paris, TN - 108 Patterson St.	57,875	7,668	50,207	57,875
Residential Rental Big Sandy, TN - 233 Branch Rd	31,213	4,158	27,055	31,213
Residential Rental Paris, TN - 2311 W Wood	50,268	7,463	42,805	50,268
Standard 3 Ton Gas PackHeat AC - 425 Jackson	600	92	508	530
Standard 3 Ton Gas PackHeat AC - 203 N Wilson	3,500	529	2,971	3,098
A/C Condenser - 108 Byrd	1,750	267	1,483	1,547
Heat AC Unit - 313 Walnut	6,000	908	5,092	5,310
Heat AC Unit - 108 Patterson	3,500	529	2,971	3,098
Roof - TX Apts	6,296	1,391	4,905	5,220
RE Imp 60 Winston Ave, McKenzie	10,410	1,548	8,862	9,620
RE Imp 203 N Wilson	9,037	1,343	7,694	8,352
RE Imp 3625 Ray Dr Humboldt	9,481	1,552	7,929	8,619
RE Imp 108 Byrd Rd, Paris	6,518	988	5,530	6,004
Residential Rental Paris, TN - 3559 County Home Rd	55,717	5,400	50,317	55,717
Residential Rental Paris, TN - 108 N Porter	20,633	2,420	18,213	20,633
Residential Rental Paris, TN - 109 1/2 Carter	40,134	3,773	36,361	40,134
Residential Rental Paris, TN - 312 Wilson	15,216	410	14,806	15,216
Residential Rental Paris, TN - 121 Dogwood Hills	60,430	6,205	54,225	60,430
Residential Rental Paris, TN - 214 Ellis	50,000	3,925	46,075	50,000
Residential Rental Hollow Rock, TN - 10 Buckley	35,759	3,506	32,253	35,759
Residential Rental Paris, TN - 209 North College St	52,309	4,745	47,564	52,309
Residential Rental Paris, TN - 335 Elkhorn Rd	132,033	13,123	118,910	132,033
Residential Rental Paris, TN - 127 Currier	50,700	4,338	46,362	50,700
RE Imp 121 Dogwood Hills, Paris TN	5,110	573	4,537	4,909
RE Imp 109 1/2 Carter, Paris TN	7,362	826	6,536	7,072
RE Imp 3559 County Home Rd, Paris TN	7,273	990	6,283	6,811
RE Imp 1204 Sherwood , Paris TN	3,027	367	2,660	2,880
RE Imp 1821 Kay St, Paris TN	10,080	1,162	8,918	9,652
RE Imp 815 Dobbins, Paris TN	5,454	611	4,843	5,239
RE Imp 234 Fairview, Paris TN	5,128	574	4,554	4,926

Category/ Item	Cost/Other Basis	Accumulated Depreciation	Book Value	End of Year Fair Market Value
RE Imp 217 A Patterson, Paris TN	9,708	1,088	8,620	9,326
RE Imp 253 Fairview, Paris TN	5,516	620	4,896	5,298
RE Imp 124 N Highland, Paris TN	4,696	556	4,140	4,482
RE Imp 40 Laurel Lane, Paris TN	6,723	773	5,950	6,438
RE Imp 2186 Dodson , Humboldt TN	4,501	601	3,900	4,228
RE Imp 227 Myatt, Paris TN	2,378	265	2,113	2,285
RE Imp 2427 Mape, Paris TN	3,422	445	2,977	3,225
Heat AC Unit - 233 Branch, Big Sandy, TN	3,750	499	3,251	3,387
Heat AC Unit - 158 Pennington Pl, Paris TN	3,575	487	3,088	3,218
Residential Rental Paris, TN - 2125 Lone Oak	58,383	4,953	53,430	58,383
Residential Rental Paris, TN - 903 Dunlap	19,329	829	18,500	19,329
Residential Rental Paris, TN - 1120 E Wood	40,315	2,356	37,959	40,315
Residential Rental Paris, TN - 414 Jackson Forrest Rd	63,601	4,377	59,224	63,601
Residential Rental Paris, TN - 303 Cedar St	21,476	1,248	20,228	21,476
Residential Rental Paris, TN - 2280 Hwy 79 S/Sawmill	47,500	1,992	45,508	47,500
Residential Rental Puryear, TN - 121 Main St	60,692	4,144	56,548	60,692
RE Imp 1120 E Wood, Paris TN	14,322	1,085	13,237	14,279
RE Imp 127 Currier St, Paris TN	12,417	1,130	11,287	12,191
RE Imp 335 Elkhorn Rd, Paris TN	1,992	174	1,818	1,962
RE Imp 209 N College St, Paris TN	2,859	217	2,642	2,850
RE Imp 312 N Wilson, Paris TN	23,045	2,025	21,020	22,696
RE Imp 109 1/2 Carter, Paris TN	2,480	255	2,225	2,405
RE Imp 3559 County Home Rd, Paris TN	3,000	254	2,746	2,964
RE Imp 865 Dortch Ln , Paris TN	4,480	380	4,100	4,426
RE Imp 306 N Market St , Paris TN	1,210	96	1,114	1,189
RE Imp 312 A N Market St, Paris TN	10,404	667	9,737	10,382
RE Imp 200 Bucy Circle, Paris TN	2,015	164	1,851	1,997
RE Imp60 Winston Ave , Paris TN	909	96	813	879
Two Dishwashers - 501B 503B Andrews Tx	956	557	399	590
Stove - 501 A Andrews TX	445	245	200	289

Category/ Item	Cost/Other Basis	Accumulated Depreciation	Book Value	End of Year Fair Market Value
New Heat Air Unit 227 Myatt, Paris	3,850	385	3,465	3,605
5 Stoves Refrigerators	3,586	1,852	1,734	2,451
New Heat Pump 6610 Hwy 69 N, Paris	3,850	350	3,500	3,640
New Heat Pump 3559 County Home, Paris	3,942	322	3,620	3,763
5 Ton Gas Pack Unit 312 N Market, Paris	5,243	279	4,964	5,098
Residential Rental Puryear, TN - 220 West Main	60,335	2,835	57,500	60,335
Residential Rental Paris, TN - 1139 Chickasaw	38,008	1,442	36,566	38,008
Residential Rental Paris, TN - 1141 Chickasaw	25,338	790	24,548	25,338
Residential Rental Paris, TN - 204 Patterson	60,001	1,950	58,051	60,001
Residential Rental Jackson, TN - 427 Oil Well Rd	68,787	2,331	66,456	68,787
A/C Unit - 3617 Eastview Humboldt, TN	4,809	335	4,474	4,649
A/C Unit - 1035 Manley, Paris, TN	3,850	268	3,582	3,722
A/C Unit - 865 Dortch Lane, Paris, TN	3,850	268	3,582	3,722
A/C Unit - 40 Laurel Lane, Paris, TN	3,850	268	3,582	3,722
A/C Unit - 1023 Locust Paris TN	3,850	280	3,570	3,710
A/C Unit - 501A Andrews TX	4,200	242	3,958	4,111
Four new stoves	4,283	1,214	3,069	3,926
Heat Pump 221 Smith Puryear, TN	3,850	280	3,570	3,710
Heat Pump 100 Guthrie Rd, Paris, TN	4,414	280	4,134	4,294
RE Imp 2248 Hwy 79S Paris, TN	11,677	460	11,217	11,642
RE Imp 303 Cedar St, Paris, TN	12,549	494	12,055	12,511
RE Imp 121 West Main St, Puryear, TN	3,241	206	3,035	3,153
RE Imp 414 Jackson Forrest Rd, Paris, TN	22,145	939	21,206	22,011
RE Imp 1120 E Wood Street, Paris, TN	3,730	147	3,583	3,719
RE Imp 903 Dunlap, Paris, TN	7,473	295	7,178	7,450
RE Imp 2125 Lone Oake, Paris, TN	3,715	146	3,569	3,704
RE Imp 335 Elkhorn Rd, Paris, TN	7,482	317	7,165	7,437
RE Imp 214 Ellis Drive, Paris, TN	9,603	378	9,225	9,574
RE Imp 312 N Wilson, Paris, TN	4,765	187	4,578	4,751
RE Imp 109 1/2 Carter, Paris, TN	2,504	99	2,405	2,496

Category/ Item	Cost/Other Basis	Accumulated Depreciation	Book Value	End of Year Fair Market Value
RE Imp 108 N Porter, Paris, TN	3,976	157	3,819	3,964
RE Imp 3559 County Home Rd, Paris, TN	2,383	94	2,289	2,376
RE Imp 108 Patterson, Paris, TN	1,541	61	1,480	1,536
RE Imp 1204 Sherwood, Paris, TN	3,125	123	3,002	3,116
RE Imp 511B Andrews TX	3,300	180	3,120	3,240
RE Imp 865 Dortch Lane, Paris, TN	1,883	75	1,808	1,877
RE Imp 312A N Market, Paris, TN	1,544	66	1,478	1,518
RE Imp 425 Honeysuckle Lane, Humboldt TN	1,600	63	1,537	1,595
RE Imp 221 Smith, Puryear, TN	5,373	211	5,162	5,357
RE Imp 2231 Mullins, Humboldt, TN	1,853	78	1,775	1,842
RE Imp 815 Dobbins, Paris, TN	1,517	60	1,457	1,512
RE Imp 313 Walnut St, Paris, TN	4,043	159	3,884	4,031
RE Imp 374 Skyview, Paris, TN	2,143	85	2,058	2,136
RE Imp 6610 Hwy 69N, Paris, TN	10,407	410	9,997	10,375
RE Imp 1020 Tyson Ave, Paris, TN	2,787	125	2,662	2,733
RE Imp 2412 St Marys Humboldt TN	19,204	756	18,448	19,146
RE Imp 227 Myatt Rd Paris, TN	1,562	62	1,500	1,557
RE Imp 2412 Mullins Humboldt TN	4,146	164	3,982	4,133
RE Imp 808 Curtis Paris, TN	1,785	114	1,671	1,736
RE Imp 60 Winston Ave McKenzie, TN	1,117	44	1,073	1,114
Flooring Upgrade 509A Andrews TX	3,360	173	3,187	3,309
RE Imp 108 Byrd Rd, Paris, TN	1,411	55	1,356	1,407
Residential Rental Paris, TN-1215 Hwy 77	57,000	34	56,966	57,000
Residential Rental Paris, TN - 738 Salem Circle	61,000	205	60,795	61,000
Residential Rental Paris, TN-1205 Brown	27,500	168	27,332	27,500
Residential Rental Paris, TN-803A S Market	21,500	168	21,332	21,500
Residential Rental Paris, TN-803B S Market	21,500	795	20,705	21,500
Residential Rental Paris, TN-1135 Chickasaw	32,500	391	32,109	32,500
Residential Rental Paris, TN-114 Marilyn	60,000	860	59,140	60,000
Residential Rental Paris, TN-1314 McFadden	16,250	291	15,959	16,250

Category/ Item	Cost/Other Basis	Accumulated Depreciation	Book Value	End of Year Fair Market Value
Residential Rental Paris, TN-104 Fairview	40,000	800	39,200	40,000
Residential Rental Paris, TN-104 Porter	35,000	1,006	33,994	35,000
Residential Rental Paris, TN-306 Blanton	45,000	727	44,273	45,000
Residential Rental Paris, TN-401 Walnut	45,000	812	44,188	45,000
Residential Rental Paris, TN-411 Pine Ridge	40,000	621	39,379	40,000
Residential Rental Paris, TN-606 Morton St	40,000	788	39,212	40,000
Residential Rental Paris, TN-708 Franklin	55,000	606	54,394	55,000
Residential Rental Paris, TN-748 Salem Circle	50,000	606	49,394	50,000
Residential Rental Paris, TN-1004 Pearl St	30,000	485	29,515	30,000
Residential Rental Paris, TN-1107 Lone Oak	40,000	1,042	38,958	40,000
Residential Rental Paris, TN-1109 Lone Oak	40,000	970	39,030	40,000
Residential Rental Paris, TN-1118 Chickasaw	30,000	788	29,212	30,000
Residential Rental Paris, TN-1129 Chickasaw	45,000	848	44,152	45,000
Residential Rental Paris, TN-235 Fairview	50,000	485	49,515	50,000
Residential Rental Paris, TN-804 Joy	30,000	848	29,152	30,000
RE Imp-108 N Porter HVAC	3,500	21	3,479	3,500
RE Imp-312 Wilson HVAC	4,459	149	4,310	4,459
RE Imp-104 Fairview HVAC	3,500	11	3,489	3,500
RE Imp-1139 Chickasaw	12,229	37	12,192	12,229
RE Imp-1141 Chickasaw	14,518	88	14,430	14,518
RE Imp-803A S Market	11,694	35	11,659	11,694
RE Imp-1135 Chickasaw	9,794	30	9,764	9,794
RE Imp-803B S Market	8,720	26	8,694	8,720
RE Imp-804 Joy	8,206	25	8,181	8,206
RE Imp-204 Patterson	24,085	73	24,012	24,085
RE Imp-427 Oil Well	4,294	13	4,281	4,294
RE Imp-1120 East Wood	6,131	56	6,075	6,131
RE Imp-903 Dunlap	3,103	94	3,009	3,103
Re Imp-2125 Lone Oak	8,249	25	8,224	8,249
RE Imp-109 1/2 Carter	2,528	123	2,405	2,528

Category/ Item	Cost/Other Basis	Accumulated Depreciation	Book Value	End of Year Fair Market Value
RE Imp-425 Honeysuckle Lane, Humboldt	13,563	41	13,522	13,563
RE Imp-3625 Ray Drive	5,953	18	5,935	5,953
RE Imp-1215 Hwy 77	2,951	9	2,942	2,951
RE Imp-114 Marilyn St	5,791	18	5,773	5,791
RE Imp-1004 Pearl	2,023	18	2,005	2,022
RE Imp-1107 Lone Oak Rd	8,360	25	8,335	8,360

TY 2016 Legal Fees Schedule**Name:** CHARLES P WILSON FOUNDATION INC**EIN:** 32-0249019**Software ID:** 16000333**Software Version:** 17.2.1.0

Category	Amount	Net Investment Income	Adjusted Net Income	Disbursements for Charitable Purposes
Filing Fees	690	690		
Eviction Service	84	84		
Recording Fees	1,288	1,288		
Tax Planning	1,000	1,000		
Hopkins Howard, PC	6,400	6,400		

TY 2016 Other Assets Schedule**Name:** CHARLES P WILSON FOUNDATION INC**EIN:** 32-0249019**Software ID:** 16000333**Software Version:** 17.2.1.0**Other Assets Schedule**

Description	Beginning of Year - Book Value	End of Year - Book Value	End of Year - Fair Market Value
Utility Deposit	300	300	
Deposit on Property	400	900	
Improvements in Progress		18,911	

TY 2016 Other Expenses Schedule**Name:** CHARLES P WILSON FOUNDATION INC**EIN:** 32-0249019**Software ID:** 16000333**Software Version:** 17.2.1.0**Other Expenses Schedule**

Description	Revenue and Expenses per Books	Net Investment Income	Adjusted Net Income	Disbursements for Charitable Purposes
Telephone	403	403		
Advertising - Rentals	647	647		
Maintenance - Rentals	86,469	86,469		
Insurance Expense - Rentals	46,346	46,346		
Utility Expense - Rentals	6,938	6,938		
Property Management Fees	16,973	16,973		
Postage Shipping	390	390		
Small Purchases	3,522	3,522		
Credit Reports	1,575	1,575		
Bank Service Charges Finance Charges	58	58		

Other Expenses Schedule

Description	Revenue and Expenses per Books	Net Investment Income	Adjusted Net Income	Disbursements for Charitable Purposes
Answering Service	622	622		
Housewarming Expense	406	406		
Referral Fees	100	100		

TY 2016 Other Income Schedule

Name: CHARLES P WILSON FOUNDATION INC

EIN: 32-0249019

Software ID: 16000333

Software Version: 17.2.1.0

Other Income Schedule

Description	Revenue And Expenses Per Books	Net Investment Income	Adjusted Net Income
Interest on Bobbie Eubanks Note	2,004	2,004	
Rent Late Fees	2,016	2,016	
Application Fees	2,516	2,516	
Purchase Discounts	92	92	
Scrap Metal Sold	77	77	
Household Items Sold	130	130	

TY 2016 Other Increases Schedule**Name:** CHARLES P WILSON FOUNDATION INC**EIN:** 32-0249019**Software ID:** 16000333**Software Version:** 17.2.1.0**Description****Amount**

Rounding

3

TY 2016 Other Liabilities Schedule**Name:** CHARLES P WILSON FOUNDATION INC**EIN:** 32-0249019**Software ID:** 16000333**Software Version:** 17.2.1.0

Description	Beginning of Year - Book Value	End of Year - Book Value
Deposits - Rental	40,668	59,498
Water Use Escrow	125	125
Pet Deposits	750	750
Federal Taxes Payable	297	297
Rounding	2	

Note: To capture the full content of this document, please select landscape mode (11" x 8.5") when printing.

**TY 2016 Other
Notes/Loans Receivable
Long Schedule**

Name: CHARLES P WILSON FOUNDATION INC

EIN: 32-0249019

Software ID: 16000333

Software Version: 17.2.1.0

Borrower's Name	Relationship to Insider	Original Amount of Loan	Balance Due	Date of Note	Maturity Date	Repayment Terms	Interest Rate	Security Provided by Borrower	Purpose of Loan	Description of Lender Consideration	Consideration FMV
Bobbie Eubanks		52,500	24,688	2010-10	2020-11	Monthly	7 25000000000 %				

TY 2016 Other Professional Fees Schedule**Name:** CHARLES P WILSON FOUNDATION INC**EIN:** 32-0249019**Software ID:** 16000333**Software Version:** 17.2.1.0

Category	Amount	Net Investment Income	Adjusted Net Income	Disbursements for Charitable Purposes
Appraisal Fees	3,000	3,000		
Register of Deeds Henry Co TN	260	260		

**TY 2016 Substantial Contributors
Schedule****Name:** CHARLES P WILSON FOUNDATION INC**EIN:** 32-0249019**Software ID:** 16000333**Software Version:** 17.2.1.0**Name****Address**

FOUNDATION BANK

1137 E WOOD ST
PARIS, TN 38242

TY 2016 Taxes Schedule**Name:** CHARLES P WILSON FOUNDATION INC**EIN:** 32-0249019**Software ID:** 16000333**Software Version:** 17.2.1.0

Category	Amount	Net Investment Income	Adjusted Net Income	Disbursements for Charitable Purposes
Real estate tax not included in line 20	80,964	80,964		
Annual Report	20	20		
Tax 2015	297			
Tax 2016	2,480			

Schedule B (Form 990, 990-EZ, or 990-PF) <small>Department of the Treasury Internal Revenue Service</small>	Schedule of Contributors ▶ Attach to Form 990, 990-EZ, or 990-PF ▶ Information about Schedule B (Form 990, 990-EZ, or 990-PF) and its instructions is at <u>www.irs.gov/form990</u>	OMB No 1545-0047 2016
	Name of the organization CHARLES P WILSON FOUNDATION INC	Employer identification number 32-0249019

Organization type (check one)

Filers of:	Section:
Form 990 or 990-EZ	<input type="checkbox"/> 501(c)() (enter number) organization
	<input type="checkbox"/> 4947(a)(1) nonexempt charitable trust not treated as a private foundation
	<input type="checkbox"/> 527 political organization
Form 990-PF	<input checked="" type="checkbox"/> 501(c)(3) exempt private foundation
	<input type="checkbox"/> 4947(a)(1) nonexempt charitable trust treated as a private foundation
	<input type="checkbox"/> 501(c)(3) taxable private foundation

Check if your organization is covered by the **General Rule** or a **Special Rule**.
Note. Only a section 501(c)(7), (8), or (10) organization can check boxes for both the General Rule and a Special Rule. See instructions

General Rule

☐ For an organization filing Form 990, 990-EZ, or 990-PF that received, during the year, contributions totaling \$5,000 or more (in money or other property) from any one contributor. Complete Parts I and II. See instructions for determining a contributor's total contributions.

Special Rules

☐ For an organization described in section 501(c)(3) filing Form 990 or 990-EZ that met the 33¹/₃% support test of the regulations under sections 509(a)(1) and 170(b)(1)(A)(vi), that checked Schedule A (Form 990 or 990-EZ), Part II, line 13, 16a, or 16b, and that received from any one contributor, during the year, total contributions of the greater of (1) \$5,000 or (2) 2% of the amount on (i) Form 990, Part VIII, line 1h, or (ii) Form 990-EZ, line 1. Complete Parts I and II.

☐ For an organization described in section 501(c)(7), (8), or (10) filing Form 990 or 990-EZ that received from any one contributor, during the year, total contributions of more than \$1,000 *exclusively* for religious, charitable, scientific, literary, or educational purposes, or for the prevention of cruelty to children or animals. Complete Parts I, II, and III.

☐ For an organization described in section 501(c)(7), (8), or (10) filing Form 990 or 990-EZ that received from any one contributor, during the year, contributions *exclusively* for religious, charitable, etc., purposes, but no such contributions totaled more than \$1,000. If this box is checked, enter here the total contributions that were received during the year for an *exclusively* religious, charitable, etc., purpose. Do not complete any of the parts unless the **General Rule** applies to this organization because it received *nonexclusively* religious, charitable, etc., contributions totaling \$5,000 or more during the year. . . . ▶ \$ _____

Caution. An organization that is not covered by the General Rule and/or the Special Rules does not file Schedule B (Form 990, 990-EZ, or 990-PF), but it **must** answer "No" on Part IV, line 2, of its Form 990, or check the box on line H of its Form 990-EZ or on its Form 990PF, Part I, line 2, to certify that it does not meet the filing requirements of Schedule B (Form 990, 990-EZ, or 990-PF).

Name of organization CHARLES P WILSON FOUNDATION INC	Employer identification number 32-0249019
--	---

Part I Contributors (see instructions) Use duplicate copies of Part I if additional space is needed			
(a) No.	(b) Name, address, and ZIP + 4	(c) Total contributions	(d) Type of contribution
1	Charles P Wilson 829 Grant St Paris, TN 38242	\$ 1,443,564	Person <input checked="" type="checkbox"/> Payroll <input type="checkbox"/> Noncash <input checked="" type="checkbox"/> (Complete Part II for noncash contributions)
-		\$	Person <input type="checkbox"/> Payroll <input type="checkbox"/> Noncash <input type="checkbox"/> (Complete Part II for noncash contributions)
-		\$	Person <input type="checkbox"/> Payroll <input type="checkbox"/> Noncash <input type="checkbox"/> (Complete Part II for noncash contributions)
-		\$	Person <input type="checkbox"/> Payroll <input type="checkbox"/> Noncash <input type="checkbox"/> (Complete Part II for noncash contributions)
-		\$	Person <input type="checkbox"/> Payroll <input type="checkbox"/> Noncash <input type="checkbox"/> (Complete Part II for noncash contributions)
-		\$	Person <input type="checkbox"/> Payroll <input type="checkbox"/> Noncash <input type="checkbox"/> (Complete Part II for noncash contributions)
-		\$	Person <input type="checkbox"/> Payroll <input type="checkbox"/> Noncash <input type="checkbox"/> (Complete Part II for noncash contributions)
-		\$	Person <input type="checkbox"/> Payroll <input type="checkbox"/> Noncash <input type="checkbox"/> (Complete Part II for noncash contributions)
-		\$	Person <input type="checkbox"/> Payroll <input type="checkbox"/> Noncash <input type="checkbox"/> (Complete Part II for noncash contributions)

Employer identification number

32-0249019

Part II	Noncash Property
---------	------------------

Schedule B (Form 990, 990-EZ, or 990-PF) (2016)

Name of organization

CHARLES P WILSON FOUNDATION INC

Employer identification number

32-0249019

Part III	Exclusively religious, charitable, etc., contributions to organizations described in section 501(c)(7), (8), or (10) that total more than \$1,000 for the year from any one contributor. Complete columns (a) through (e) and the following line entry. For organizations completing Part III, enter the total of exclusively religious, charitable, etc., contributions of \$1,000 or less for the year. (Enter this information once. See instructions.) ► \$ _____ Use duplicate copies of Part III if additional space is needed
-----------------	--

(a) No. from Part I	(b) Purpose of gift	(c) Use of gift	(d) Description of how gift is held
	_____	_____	_____
	_____	_____	_____
	(e) Transfer of gift		
	Transferee's name, address, and ZIP 4	Relationship of transferor to transferee	
	_____	_____	_____
	_____	_____	_____
	(e) Transfer of gift		
	Transferee's name, address, and ZIP 4	Relationship of transferor to transferee	
	_____	_____	_____
	_____	_____	_____
	(e) Transfer of gift		
	Transferee's name, address, and ZIP 4	Relationship of transferor to transferee	
	_____	_____	_____
	_____	_____	_____
	(e) Transfer of gift		
	Transferee's name, address, and ZIP 4	Relationship of transferor to transferee	
	_____	_____	_____
	_____	_____	_____
	(e) Transfer of gift		
	Transferee's name, address, and ZIP 4	Relationship of transferor to transferee	
	_____	_____	_____
	_____	_____	_____
	(e) Transfer of gift		
	Transferee's name, address, and ZIP 4	Relationship of transferor to transferee	