



See a Social Security Number? Say Something!  
Report Privacy Problems to <https://public.resource.org/privacy>  
Or call the IRS Identity Theft Hotline at 1-800-908-4490



EXTENDED TO NOVEMBER 15, 2017  
**Return of Private Foundation**

OMB No 1545-0052

**2016**

Form **990-PF**

Department of the Treasury  
 Internal Revenue Service

Do not enter social security numbers on this form as it may be made public.  
 Information about Form 990-PF and its separate instructions is at [www.irs.gov/form990pf](http://www.irs.gov/form990pf).

Open to Public Inspection

For calendar year **2016** or tax year beginning \_\_\_\_\_, and ending \_\_\_\_\_

Name of foundation  
**THE FATTA FOUNDATION, INC.**

Number and street (or P.O. box number if mail is not delivered to street address)  
**155 NOTTINGHAM TERRACE**

Room/suite \_\_\_\_\_

City or town, state or province, country, and ZIP or foreign postal code  
**BUFFALO, NY 14216**

**A Employer identification number**  
**31-1617296**

**B Telephone number**  
**716-768-3663**

**C** If exemption application is pending, check here

**D 1.** Foreign organizations, check here   
**2.** Foreign organizations meeting the 85% test, check here and attach computation

**E** If private foundation status was terminated under section 507(b)(1)(A), check here

**F** If the foundation is in a 60-month termination under section 507(b)(1)(B), check here

**G** Check all that apply:  Initial return,  Final return,  Address change,  Initial return of a former public charity,  Amended return,  Name change


**H** Check type of organization:  Section 501(c)(3) exempt private foundation,  Section 4947(a)(1) nonexempt charitable trust,  Other taxable private foundation

**I** Fair market value of all assets at end of year (from Part II, col. (c), line 16): **\$ 4,936,488.** (Part I, column (d) must be on cash basis.)

**J** Accounting method:  Cash,  Accrual,  Other (specify) \_\_\_\_\_

| <b>Part I Analysis of Revenue and Expenses</b><br>(The total of amounts in columns (b), (c), and (d) may not necessarily equal the amounts in column (a)) |   | (a) Revenue and expenses per books | (b) Net investment income | (c) Adjusted net income | (d) Disbursements for charitable purposes (cash basis only) |
|---|---|------------------------------------|---------------------------|-------------------------|---|
| <b>Revenue</b>  |   |                                    |                           | N/A                     |   |
| 1   | Contributions, gifts, grants, etc., received  |                                    |                           |                         |   |
| 2   | Check <input checked="" type="checkbox"/> if the foundation is not required to attach Sch B |                                    |                           |                         |   |
| 3   | Interest on savings and temporary cash investments  | 153.                               | 153.                      |                         | STATEMENT 1   |
| 4   | Dividends and interest from securities  | 89,064.                            | 89,064.                   |                         | STATEMENT 2   |
| 5a  | Gross rents   |                                    |                           |                         |   |
| b   | Net rental income or (loss)   |                                    |                           |                         |   |
| 6a  | Net gain or (loss) from sale of assets not on line 10                                       | 126,025.                           |                           |                         |   |
| b   | Gross sales price for all assets on line 6a, less cost or other basis                       | 979,185.                           |                           |                         |   |
| 7   | Capital gain net income (from Part IV, line 2)  |                                    | 126,025.                  |                         |   |
| 8   | Net short-term capital gain   |                                    |                           |                         |   |
| 9   | Income modifications  |                                    |                           |                         |   |
| 10a   | Gross sales less returns and allowances   |                                    |                           |                         |   |
| b   | Less: Cost of goods sold  |                                    |                           |                         |   |
| c   | Gross profit or (loss)  |                                    |                           |                         |   |
| 11  | Other income  |                                    |                           |                         |   |
| 12  | <b>Total. Add lines 1 through 11</b>  | 215,242.                           | 215,242.                  |                         |   |
| <b>Operating and Administrative Expenses</b>  |   |                                    |                           |                         |   |
| 13  | Compensation of officers, directors, trustees, etc  | 0.                                 | 0.                        |                         | 0.  |
| 14  | Other employee salaries and wages   |                                    |                           |                         |   |
| 15  | Pension plans, employee benefits  |                                    |                           |                         |   |
| 16a   | Legal fees  |                                    |                           |                         |   |
| b   | Accounting fees STMT 3  | 5,100.                             | 2,550.                    |                         | 2,550.  |
| c   | Other professional fees STMT 4  | 23,227.                            | 23,227.                   |                         | 0.  |
| 17  | Interest  | 6.                                 | 0.                        |                         | 6.  |
| 18  | Taxes STMT 5  | 1,215.                             | 940.                      |                         | 250.  |
| 19  | Depreciation and depletion  | 6,826.                             | 0.                        |                         |   |
| 20  | Occupancy   | 19,976.                            | 0.                        |                         | 19,976.   |
| 21  | Travel, conferences, and meetings   | 124.                               | 0.                        |                         | 124.  |
| 22  | Printing and publications   |                                    |                           |                         |   |
| 23  | Other expenses STMT 6   | 6,350.                             | 3,184.                    |                         | 3,166.  |
| 24  | <b>Total operating and administrative expenses. Add lines 13 through 23</b>                 | 62,824.                            | 29,901.                   |                         | 26,072.   |
| 25  | Contributions, gifts, grants paid   | 460,353.                           |                           |                         | 460,353.  |
| 26  | <b>Total expenses and disbursements. Add lines 24 and 25</b>                                | 523,177.                           | 29,901.                   |                         | 486,425.  |
| 27  | Subtract line 26 from line 12   | <307,935.>                         |                           |                         |   |
| a   | Excess of revenue over expenses and disbursements   |                                    | 185,341.                  |                         |   |
| b   | <b>Net investment income</b> (if negative, enter -0-)                                       |                                    | 185,341.                  |                         |   |
| c   | <b>Adjusted net income</b> (if negative, enter -0-)   |                                    |                           | N/A                     |   |

SCANNED JUL 12 2017



9-39

7

| Part II Balance Sheets      |   | Attached schedules and amounts in the description column should be for end-of-year amounts only |                | Beginning of year     |                   | End of year       |                       |
|-----------------------------|---|---|----------------|-----------------------|-------------------|-------------------|-----------------------|
|                             |   | (a) Book Value  | (b) Book Value | (c) Fair Market Value | (a) Book Value    | (b) Book Value    | (c) Fair Market Value |
| Assets                      | 1   | Cash - non-interest-bearing   |                | 12,280.               | 23,418.           | 23,418.           |                       |
|                             | 2   | Savings and temporary cash investments  |                | 200,903.              | 70,696.           | 70,696.           |                       |
|                             | 3   | Accounts receivable ▶   |                |                       |                   |                   |                       |
|                             |   | Less allowance for doubtful accounts ▶  |                |                       |                   |                   |                       |
|                             | 4   | Pledges receivable ▶  |                |                       |                   |                   |                       |
|                             |   | Less allowance for doubtful accounts ▶  |                |                       |                   |                   |                       |
|                             | 5   | Grants receivable   |                |                       |                   |                   |                       |
|                             | 6   | Receivables due from officers, directors, trustees, and other disqualified persons              |                |                       |                   |                   |                       |
|                             | 7   | Other notes and loans receivable ▶  |                |                       |                   |                   |                       |
|                             |   | Less allowance for doubtful accounts ▶  |                |                       |                   |                   |                       |
|                             | 8   | Inventories for sale or use   |                |                       |                   |                   |                       |
|                             | 9   | Prepaid expenses and deferred charges   |                |                       |                   |                   |                       |
|                             | 10a   | Investments - U S and state government obligations  | STMT 7         |                       | 163,253.          | 82,260.           | 88,272.               |
|                             | b   | Investments - corporate stock   | STMT 8         |                       | 0.                | 439,739.          | 447,433.              |
|                             | c   | Investments - corporate bonds   | STMT 9         |                       | 57,264.           | 57,264.           | 60,981.               |
|                             | 11  | Investments - land, buildings, and equipment: basis ▶   |                |                       |                   |                   |                       |
|                             | Less accumulated depreciation ▶   |   |                |                       |                   |                   |                       |
| 12                          | Investments - mortgage loans  |   |                |                       |                   |                   |                       |
| 13                          | Investments - other   | STMT 10   |                | 4,104,411.            | 3,552,321.        | 4,022,504.        |                       |
| 14                          | Land, buildings, and equipment basis ▶  | 254,968.  |                |                       |                   |                   |                       |
|                             | Less accumulated depreciation   | STMT 11 ▶   |                | 36,659.               | 218,309.          | 218,309.          |                       |
| 15                          | Other assets (describe ▶ STATEMENT 12)  |   |                | 4,211.                | 4,875.            | 4,875.            |                       |
| 16                          | <b>Total assets</b> (to be completed by all filers - see the instructions Also, see page 1, item I)                           |   |                | <b>4,756,784.</b>     | <b>4,448,882.</b> | <b>4,936,488.</b> |                       |
| Liabilities                 | 17  | Accounts payable and accrued expenses   |                |                       |                   |                   |                       |
|                             | 18  | Grants payable  |                |                       |                   |                   |                       |
|                             | 19  | Deferred revenue  |                |                       |                   |                   |                       |
|                             | 20  | Loans from officers, directors, trustees, and other disqualified persons                        |                |                       |                   |                   |                       |
|                             | 21  | Mortgages and other notes payable   |                |                       |                   |                   |                       |
|                             | 22  | Other liabilities (describe ▶ STATEMENT 13)   |                |                       | 2,000.            | 2,033.            |                       |
| 23                          | <b>Total liabilities</b> (add lines 17 through 22)  |   |                | <b>2,000.</b>         | <b>2,033.</b>     |                   |                       |
| Net Assets or Fund Balances | Foundations that follow SFAS 117, check here and complete lines 24 through 26 and lines 30 and 31. ▶ <input type="checkbox"/> |   |                |                       |                   |                   |                       |
|                             | 24  | Unrestricted  |                |                       |                   |                   |                       |
|                             | 25  | Temporarily restricted  |                |                       |                   |                   |                       |
|                             | 26  | Permanently restricted  |                |                       |                   |                   |                       |
|                             | Foundations that do not follow SFAS 117, check here and complete lines 27 through 31. ▶ <input checked="" type="checkbox"/>   |   |                |                       |                   |                   |                       |
|                             | 27  | Capital stock, trust principal, or current funds  |                |                       | 0.                | 0.                |                       |
|                             | 28  | Paid-in or capital surplus, or land, bldg, and equipment fund                                   |                |                       | 0.                | 0.                |                       |
| 29                          | Retained earnings, accumulated income, endowment, or other funds  |   |                | 4,754,784.            | 4,446,849.        |                   |                       |
| 30                          | <b>Total net assets or fund balances</b>  |   |                | <b>4,754,784.</b>     | <b>4,446,849.</b> |                   |                       |
| 31                          | <b>Total liabilities and net assets/fund balances</b>   |   |                | <b>4,756,784.</b>     | <b>4,448,882.</b> |                   |                       |

Part III Analysis of Changes in Net Assets or Fund Balances

|   |  |   |                   |
|---|--|---|-------------------|
| 1 | Total net assets or fund balances at beginning of year - Part II, column (a), line 30 (must agree with end-of-year figure reported on prior year's return) | 1 | 4,754,784.        |
| 2 | Enter amount from Part I, line 27a   | 2 | <307,935.>        |
| 3 | Other increases not included in line 2 (itemize) ▶   | 3 | 0.                |
| 4 | Add lines 1, 2, and 3  | 4 | 4,446,849.        |
| 5 | Decreases not included in line 2 (itemize) ▶   | 5 | 0.                |
| 6 | <b>Total net assets or fund balances at end of year (line 4 minus line 5) - Part II, column (b), line 30</b>   | 6 | <b>4,446,849.</b> |

**Part IV Capital Gains and Losses for Tax on Investment Income**

| 1a | (a) List and describe the kind(s) of property sold (e.g., real estate, 2-story brick warehouse, or common stock, 200 shs MLC Co) | (b) How acquired<br>P - Purchase<br>D - Donation | (c) Date acquired<br>(mo, day, yr) | (d) Date sold<br>(mo, day, yr) |
|----|--|--|------------------------------------|--------------------------------|
| b  | SEE ATTACHED STATEMENT   |  |                                    |                                |
| c  |  |  |                                    |                                |
| d  |  |  |                                    |                                |
| e  |  |  |                                    |                                |

| (e) Gross sales price | (f) Depreciation allowed<br>(or allowable) | (g) Cost or other basis<br>plus expense of sale | (h) Gain or (loss)<br>(e) plus (f) minus (g) |
|-----------------------|--|---|--|
| a                     |  |   |  |
| b                     |  |   |  |
| c                     |  |   |  |
| d                     |  |   |  |
| e                     | 1,979,185.                                 | 1,853,160.                                      | 126,025.                                     |

| Complete only for assets showing gain in column (h) and owned by the foundation on 12/31/69 |                                      |   | (i) Gains (Col (h) gain minus<br>col (k), but not less than -0-) or<br>Losses (from col (h)) |
|---|--------------------------------------|---|--|
| (i) FMV as of 12/31/69  | (j) Adjusted basis<br>as of 12/31/69 | (k) Excess of col (i)<br>over col (j), if any |  |
| a   |                                      |   |  |
| b   |                                      |   |  |
| c   |                                      |   |  |
| d   |                                      |   |  |
| e   |                                      |   | 126,025.   |

|   |   |   |          |
|---|---|---|----------|
| 2 | Capital gain net income or (net capital loss)<br>{ If gain, also enter in Part I, line 7<br>If (loss), enter -0- in Part I, line 7 }  | 2 | 126,025. |
| 3 | Net short-term capital gain or (loss) as defined in sections 1222(5) and (6)<br>If gain, also enter in Part I, line 8, column (c)<br>If (loss), enter -0- in Part I, line 8 | 3 | N/A      |

**Part V Qualification Under Section 4940(e) for Reduced Tax on Net Investment Income**

(For optional use by domestic private foundations subject to the section 4940(a) tax on net investment income)

If section 4940(d)(2) applies, leave this part blank.

Was the foundation liable for the section 4942 tax on the distributable amount of any year in the base period?  Yes  No

If "Yes," the foundation does not qualify under section 4940(e). Do not complete this part.

1 Enter the appropriate amount in each column for each year, see the instructions before making any entries

| (a)<br>Base period years<br>Calendar year (or tax year beginning in) | (b)<br>Adjusted qualifying distributions | (c)<br>Net value of noncharitable-use assets | (d)<br>Distribution ratio<br>(col (b) divided by col (c)) |
|--|--|--|---|
| 2015   | 495,348.                                 | 5,185,058.                                   | .095534   |
| 2014   | 527,964.                                 | 5,569,681.                                   | .094793   |
| 2013   | 762,328.                                 | 5,670,770.                                   | .134431   |
| 2012   | 372,128.                                 | 5,650,963.                                   | .065852   |
| 2011   | 557,195.                                 | 5,958,736.                                   | .093509   |

|   |   |   |            |
|---|---|---|------------|
| 2 | Total of line 1, column (d)   | 2 | .484119    |
| 3 | Average distribution ratio for the 5-year base period - divide the total on line 2 by 5, or by the number of years the foundation has been in existence if less than 5 years  | 3 | .096824    |
| 4 | Enter the net value of noncharitable-use assets for 2016 from Part X, line 5  | 4 | 4,726,931. |
| 5 | Multiply line 4 by line 3   | 5 | 457,680.   |
| 6 | Enter 1% of net investment income (1% of Part I, line 27b)  | 6 | 1,853.     |
| 7 | Add lines 5 and 6   | 7 | 459,533.   |
| 8 | Enter qualifying distributions from Part XII, line 4<br>If line 8 is equal to or greater than line 7, check the box in Part VI, line 1b, and complete that part using a 1% tax rate<br>See the Part VI instructions | 8 | 497,100.   |

**Part VI Excise Tax Based on Investment Income (Section 4940(a), 4940(b), 4940(e), or 4948 - see instructions)**

|   |    |        |
|---|----|--------|
| <b>1a</b> Exempt operating foundations described in section 4940(d)(2), check here <input type="checkbox"/> and enter "N/A" on line 1<br>Date of ruling or determination letter _____ (attach copy of letter if necessary-see instructions) |    |        |
| <b>b</b> Domestic foundations that meet the section 4940(e) requirements in Part V, check here <input checked="" type="checkbox"/> and enter 1% of Part I, line 27b   | 1  | 1,853. |
| <b>c</b> All other domestic foundations enter 2% of line 27b Exempt foreign organizations enter 4% of Part I, line 12, col (b)  |    |        |
| <b>2</b> Tax under section 511 (domestic section 4947(a)(1) trusts and taxable foundations only Others enter -0-)   | 2  | 0.     |
| <b>3</b> Add lines 1 and 2  | 3  | 1,853. |
| <b>4</b> Subtitle A (income) tax (domestic section 4947(a)(1) trusts and taxable foundations only Others enter -0-)   | 4  | 0.     |
| <b>5 Tax based on investment income.</b> Subtract line 4 from line 3 If zero or less, enter -0-   | 5  | 1,853. |
| <b>6 Credits/Payments</b>   |    |        |
| <b>a</b> 2016 estimated tax payments and 2015 overpayment credited to 2016  | 6a | 4,691. |
| <b>b</b> Exempt foreign organizations - tax withheld at source  | 6b |        |
| <b>c</b> Tax paid with application for extension of time to file (Form 8868)  | 6c |        |
| <b>d</b> Backup withholding erroneously withheld  | 6d |        |
| <b>7</b> Total credits and payments. Add lines 6a through 6d  | 7  | 4,691. |
| <b>8</b> Enter any penalty for underpayment of estimated tax Check here <input type="checkbox"/> if Form 2220 is attached   | 8  |        |
| <b>9 Tax due.</b> If the total of lines 5 and 8 is more than line 7, enter amount owed  | 9  |        |
| <b>10 Overpayment.</b> If line 7 is more than the total of lines 5 and 8, enter the amount overpaid   | 10 | 2,838. |
| <b>11</b> Enter the amount of line 10 to be Credited to 2017 estimated tax <input type="checkbox"/> 2,838. Refunded <input type="checkbox"/>  | 11 | 0.     |

**Part VII-A Statements Regarding Activities**

|   | Yes | No |
|---|-----|----|
| <b>1a</b> During the tax year, did the foundation attempt to influence any national, state, or local legislation or did it participate or intervene in any political campaign?  |     | X  |
| <b>1b</b> Did it spend more than \$100 during the year (either directly or indirectly) for political purposes (see instructions for the definition)?<br>If the answer is "Yes" to 1a or 1b, attach a detailed description of the activities and copies of any materials published or distributed by the foundation in connection with the activities. |     | X  |
| <b>1c</b> Did the foundation file Form 1120-POL for this year?  |     | X  |
| <b>d</b> Enter the amount (if any) of tax on political expenditures (section 4955) imposed during the year.<br>(1) On the foundation. <input type="checkbox"/> \$ 0. (2) On foundation managers <input type="checkbox"/> \$ 0.  |     |    |
| <b>e</b> Enter the reimbursement (if any) paid by the foundation during the year for political expenditure tax imposed on foundation managers <input type="checkbox"/> \$ 0.  |     |    |
| <b>2</b> Has the foundation engaged in any activities that have not previously been reported to the IRS?<br>If "Yes," attach a detailed description of the activities.  |     | X  |
| <b>3</b> Has the foundation made any changes, not previously reported to the IRS, in its governing instrument, articles of incorporation, or bylaws, or other similar instruments? If "Yes," attach a conformed copy of the changes   |     | X  |
| <b>4a</b> Did the foundation have unrelated business gross income of \$1,000 or more during the year?   |     | X  |
| <b>4b</b> If "Yes," has it filed a tax return on Form 990-T for this year?  |     |    |
| <b>5</b> Was there a liquidation, termination, dissolution, or substantial contraction during the year?<br>If "Yes," attach the statement required by General Instruction T.  |     | X  |
| <b>6</b> Are the requirements of section 508(e) (relating to sections 4941 through 4945) satisfied either<br>• By language in the governing instrument, or<br>• By state legislation that effectively amends the governing instrument so that no mandatory directions that conflict with the state law remain in the governing instrument?            | X   |    |
| <b>7</b> Did the foundation have at least \$5,000 in assets at any time during the year? If "Yes," complete Part II, col. (c), and Part XV  | X   |    |
| <b>8a</b> Enter the states to which the foundation reports or with which it is registered (see instructions) <input type="checkbox"/> NY  |     |    |
| <b>8b</b> If the answer is "Yes" to line 7, has the foundation furnished a copy of Form 990-PF to the Attorney General (or designate) of each state as required by General Instruction G? If "No," attach explanation   | X   |    |
| <b>9</b> Is the foundation claiming status as a private operating foundation within the meaning of section 4942(j)(3) or 4942(j)(5) for calendar year 2016 or the taxable year beginning in 2016 (see instructions for Part XIV)? If "Yes," complete Part XIV   |     | X  |
| <b>10</b> Did any persons become substantial contributors during the tax year? If "Yes," attach a schedule listing their names and addresses  |     | X  |

N/A

Part VII-A Statements Regarding Activities (continued)

Table with 3 columns: Question, Yes, No. Rows 11-16 regarding controlled entities, distributions, public inspection, books in care, and foreign accounts.

Part VII-B Statements Regarding Activities for Which Form 4720 May Be Required

File Form 4720 if any item is checked in the "Yes" column, unless an exception applies.

Table with 3 columns: Question, Yes, No. Rows 1a-4b regarding Form 4720 exceptions and requirements.

**Part VII-B** Statements Regarding Activities for Which Form 4720 May Be Required (continued)

**5a** During the year did the foundation pay or incur any amount to

(1) Carry on propaganda, or otherwise attempt to influence legislation (section 4945(e))?  Yes  No

(2) Influence the outcome of any specific public election (see section 4955), or to carry on, directly or indirectly, any voter registration drive?  Yes  No

(3) Provide a grant to an individual for travel, study, or other similar purposes?  Yes  No

(4) Provide a grant to an organization other than a charitable, etc., organization described in section 4945(d)(4)(A)? (see instructions)  Yes  No

(5) Provide for any purpose other than religious, charitable, scientific, literary, or educational purposes, or for the prevention of cruelty to children or animals?  Yes  No

**b** If any answer is "Yes" to 5a(1)-(5), did any of the transactions fail to qualify under the exceptions described in Regulations section 53.4945 or in a current notice regarding disaster assistance (see instructions)?  Yes  No  
 Organizations relying on a current notice regarding disaster assistance check here  N/A

**c** If the answer is "Yes" to question 5a(4), does the foundation claim exemption from the tax because it maintained expenditure responsibility for the grant?  Yes  No  
 If "Yes," attach the statement required by Regulations section 53.4945-5(d).  N/A

**6a** Did the foundation, during the year, receive any funds, directly or indirectly, to pay premiums on a personal benefit contract?  Yes  No

**b** Did the foundation, during the year, pay premiums, directly or indirectly, on a personal benefit contract?  Yes  No  
 If "Yes" to 6b, file Form 8870.

**7a** At any time during the tax year, was the foundation a party to a prohibited tax shelter transaction?  Yes  No

**b** If "Yes," did the foundation receive any proceeds or have any net income attributable to the transaction?  Yes  No

**Part VIII** Information About Officers, Directors, Trustees, Foundation Managers, Highly Paid Employees, and Contractors

**1** List all officers, directors, trustees, foundation managers and their compensation.

| (a) Name and address   | (b) Title, and average hours per week devoted to position | (c) Compensation (If not paid, enter -0-) | (d) Contributions to employee benefit plans and deferred compensation | (e) Expense account, other allowances |
|--|---|---|---|---------------------------------------|
| CAROL A. FATTA<br>155 NOTTINGHAM TERRACE<br>BUFFALO, NY 14216    | DIRECTOR AND  | PRESIDENT                                 |   |                                       |
| ANGELO M. FATTA<br>155 NOTTINGHAM TERRACE<br>BUFFALO, NY 14216   | DIRECTOR, SECRETARY, TREAS.                               |   |   |                                       |
| JOHN D. FATTA<br>P.O. BOX 119<br>BUFFALO, NY 14207               | DIRECTOR  |   |   |                                       |
| SUZANNE E. FATTA<br>731 WEST DELAVAN AVENUE<br>BUFFALO, NY 14222 | DIRECTOR  |   |   |                                       |

**2** Compensation of five highest-paid employees (other than those included on line 1). If none, enter "NONE."

| (a) Name and address of each employee paid more than \$50,000 | (b) Title, and average hours per week devoted to position | (c) Compensation | (d) Contributions to employee benefit plans and deferred compensation | (e) Expense account, other allowances |
|---|---|------------------|---|---------------------------------------|
| NONE  |   |                  |   |                                       |
|   |   |                  |   |                                       |
|   |   |                  |   |                                       |
|   |   |                  |   |                                       |
|   |   |                  |   |                                       |

Total number of other employees paid over \$50,000 0

**Part VIII** Information About Officers, Directors, Trustees, Foundation Managers, Highly Paid Employees, and Contractors (continued)

**3** Five highest-paid independent contractors for professional services. If none, enter "NONE."

| (a) Name and address of each person paid more than \$50,000 | (b) Type of service | (c) Compensation |
|---|---------------------|------------------|
| NONE  |                     |                  |
|   |                     |                  |
|   |                     |                  |
|   |                     |                  |
|   |                     |                  |
|   |                     |                  |
|   |                     |                  |
|   |                     |                  |
|   |                     |                  |
|   |                     |                  |

Total number of others receiving over \$50,000 for professional services ▶ 0

**Part IX-A** Summary of Direct Charitable Activities

| List the foundation's four largest direct charitable activities during the tax year. Include relevant statistical information such as the number of organizations and other beneficiaries served, conferences convened, research papers produced, etc | Expenses |
|---|----------|
| 1 N/A   |          |
| 2   |          |
| 3   |          |
| 4   |          |

**Part IX-B** Summary of Program-Related Investments

| Describe the two largest program-related investments made by the foundation during the tax year on lines 1 and 2 | Amount |
|--|--------|
| 1 N/A  |        |
| 2  |        |
| 3 All other program-related investments See instructions   |        |

Total. Add lines 1 through 3 ▶ 0.

**Part X** Minimum Investment Return (All domestic foundations must complete this part. Foreign foundations, see instructions.)

|   |  |    |            |
|---|--|----|------------|
| 1 | Fair market value of assets not used (or held for use) directly in carrying out charitable, etc., purposes |    |            |
| a | Average monthly fair market value of securities  | 1a | 4,663,059. |
| b | Average of monthly cash balances   | 1b | 135,856.   |
| c | Fair market value of all other assets  | 1c |            |
| d | <b>Total</b> (add lines 1a, b, and c)  | 1d | 4,798,915. |
| e | Reduction claimed for blockage or other factors reported on lines 1a and 1c (attach detailed explanation)  | 1e | 0.         |
| 2 | Acquisition indebtedness applicable to line 1 assets   | 2  | 0.         |
| 3 | Subtract line 2 from line 1d   | 3  | 4,798,915. |
| 4 | Cash deemed held for charitable activities Enter 1 1/2% of line 3 (for greater amount, see instructions)   | 4  | 71,984.    |
| 5 | <b>Net value of noncharitable-use assets.</b> Subtract line 4 from line 3 Enter here and on Part V, line 4 | 5  | 4,726,931. |
| 6 | <b>Minimum investment return.</b> Enter 5% of line 5   | 6  | 236,347.   |

**Part XI** Distributable Amount (see instructions) (Section 4942(j)(3) and (j)(5) private operating foundations and certain foreign organizations check here  and do not complete this part)

|    |   |    |          |          |
|----|---|----|----------|----------|
| 1  | Minimum investment return from Part X, line 6   |    | 1        | 236,347. |
| 2a | Tax on investment income for 2016 from Part VI, line 5  | 2a | 1,853.   |          |
| b  | Income tax for 2016 (This does not include the tax from Part VI)  | 2b |          |          |
| c  | Add lines 2a and 2b   | 2c | 1,853.   |          |
| 3  | Distributable amount before adjustments Subtract line 2c from line 1                                    | 3  | 234,494. |          |
| 4  | Recoveries of amounts treated as qualifying distributions   | 4  | 0.       |          |
| 5  | Add lines 3 and 4   | 5  | 234,494. |          |
| 6  | Deduction from distributable amount (see instructions)  | 6  | 0.       |          |
| 7  | <b>Distributable amount as adjusted</b> Subtract line 6 from line 5 Enter here and on Part XIII, line 1 | 7  | 234,494. |          |

**Part XII** Qualifying Distributions (see instructions)

|   |  |    |          |
|---|--|----|----------|
| 1 | Amounts paid (including administrative expenses) to accomplish charitable, etc., purposes  |    |          |
| a | Expenses, contributions, gifts, etc - total from Part I, column (d), line 26   | 1a | 486,425. |
| b | Program-related investments - total from Part IX-B   | 1b | 0.       |
| 2 | Amounts paid to acquire assets used (or held for use) directly in carrying out charitable, etc., purposes                        | 2  | 10,675.  |
| 3 | Amounts set aside for specific charitable projects that satisfy the  |    |          |
| a | Suitability test (prior IRS approval required)   | 3a |          |
| b | Cash distribution test (attach the required schedule)  | 3b |          |
| 4 | <b>Qualifying distributions.</b> Add lines 1a through 3b Enter here and on Part V, line 8, and Part XIII, line 4                 | 4  | 497,100. |
| 5 | Foundations that qualify under section 4940(e) for the reduced rate of tax on net investment income Enter 1% of Part I, line 27b | 5  | 1,853.   |
| 6 | <b>Adjusted qualifying distributions.</b> Subtract line 5 from line 4  | 6  | 495,247. |

Note: The amount on line 6 will be used in Part V, column (b), in subsequent years when calculating whether the foundation qualifies for the section 4940(e) reduction of tax in those years

**Part XIII** Undistributed Income (see instructions)

|  | (a)<br>Corpus | (b)<br>Years prior to 2015 | (c)<br>2015 | (d)<br>2016 |
|--|---------------|----------------------------|-------------|-------------|
| 1 Distributable amount for 2016 from Part XI, line 7   |               |                            |             | 234,494.    |
| 2 Undistributed income, if any, as of the end of 2016  |               |                            |             |             |
| a Enter amount for 2015 only   |               |                            | 0.          |             |
| b Total for prior years  |               | 0.                         |             |             |
| 3 Excess distributions carryover, if any, to 2016  |               |                            |             |             |
| a From 2011  | 262,162.      |                            |             |             |
| b From 2012  | 95,925.       |                            |             |             |
| c From 2013  | 489,457.      |                            |             |             |
| d From 2014  | 257,334.      |                            |             |             |
| e From 2015  | 243,421.      |                            |             |             |
| f Total of lines 3a through e  | 1,348,299.    |                            |             |             |
| 4 Qualifying distributions for 2016 from Part XII, line 4 ▶ \$ 497,100.  |               |                            |             |             |
| a Applied to 2015, but not more than line 2a   |               |                            | 0.          |             |
| b Applied to undistributed income of prior years (Election required - see instructions)  |               | 0.                         |             |             |
| c Treated as distributions out of corpus (Election required - see instructions)  | 0.            |                            |             |             |
| d Applied to 2016 distributable amount   |               |                            |             | 234,494.    |
| e Remaining amount distributed out of corpus   | 262,606.      |                            |             |             |
| 5 Excess distributions carryover applied to 2016 (If an amount appears in column (d), the same amount must be shown in column (a))   | 0.            |                            |             | 0.          |
| 6 Enter the net total of each column as indicated below:   |               |                            |             |             |
| a Corpus Add lines 3f, 4c, and 4e Subtract line 5  | 1,610,905.    |                            |             |             |
| b Prior years' undistributed income Subtract line 4b from line 2b  |               | 0.                         |             |             |
| c Enter the amount of prior years' undistributed income for which a notice of deficiency has been issued, or on which the section 4942(a) tax has been previously assessed |               | 0.                         |             |             |
| d Subtract line 6c from line 6b Taxable amount - see instructions  |               | 0.                         |             |             |
| e Undistributed income for 2015 Subtract line 4a from line 2a Taxable amount - see instr   |               |                            | 0.          |             |
| f Undistributed income for 2016 Subtract lines 4d and 5 from line 1 This amount must be distributed in 2017  |               |                            |             | 0.          |
| 7 Amounts treated as distributions out of corpus to satisfy requirements imposed by section 170(b)(1)(F) or 4942(g)(3) (Election may be required - see instructions)       | 0.            |                            |             |             |
| 8 Excess distributions carryover from 2011 not applied on line 5 or line 7   | 262,162.      |                            |             |             |
| 9 Excess distributions carryover to 2017. Subtract lines 7 and 8 from line 6a  | 1,348,743.    |                            |             |             |
| 10 Analysis of line 9  |               |                            |             |             |
| a Excess from 2012   | 95,925.       |                            |             |             |
| b Excess from 2013   | 489,457.      |                            |             |             |
| c Excess from 2014   | 257,334.      |                            |             |             |
| d Excess from 2015   | 243,421.      |                            |             |             |
| e Excess from 2016   | 262,606.      |                            |             |             |

**Part XIV Private Operating Foundations** (see instructions and Part VII-A, question 9)

N/A

**1 a** If the foundation has received a ruling or determination letter that it is a private operating foundation, and the ruling is effective for 2016, enter the date of the ruling ▶

**b** Check box to indicate whether the foundation is a private operating foundation described in section  4942(j)(3) or  4942(j)(5)

|  | Tax year |          |          |          | (e) Total |
|--|----------|----------|----------|----------|-----------|
|  | (a) 2016 | (b) 2015 | (c) 2014 | (d) 2013 |           |
| <b>2 a</b> Enter the lesser of the adjusted net income from Part I or the minimum investment return from Part X for each year listed                     |          |          |          |          |           |
| <b>b</b> 85% of line 2a  |          |          |          |          |           |
| <b>c</b> Qualifying distributions from Part XII, line 4 for each year listed   |          |          |          |          |           |
| <b>d</b> Amounts included in line 2c not used directly for active conduct of exempt activities   |          |          |          |          |           |
| <b>e</b> Qualifying distributions made directly for active conduct of exempt activities  |          |          |          |          |           |
| <b>3</b> Subtract line 2d from line 2c. Complete 3a, b, or c for the alternative test relied upon  |          |          |          |          |           |
| <b>a</b> "Assets" alternative test - enter   |          |          |          |          |           |
| <b>(1)</b> Value of all assets   |          |          |          |          |           |
| <b>(2)</b> Value of assets qualifying under section 4942(j)(3)(B)(i)   |          |          |          |          |           |
| <b>b</b> "Endowment" alternative test - enter 2/3 of minimum investment return shown in Part X, line 6 for each year listed                              |          |          |          |          |           |
| <b>c</b> "Support" alternative test - enter  |          |          |          |          |           |
| <b>(1)</b> Total support other than gross investment income (interest, dividends, rents, payments on securities loans (section 512(a)(5)), or royalties) |          |          |          |          |           |
| <b>(2)</b> Support from general public and 5 or more exempt organizations as provided in section 4942(j)(3)(B)(iii)                                      |          |          |          |          |           |
| <b>(3)</b> Largest amount of support from an exempt organization   |          |          |          |          |           |
| <b>(4)</b> Gross investment income   |          |          |          |          |           |

**Part XV Supplementary Information (Complete this part only if the foundation had \$5,000 or more in assets at any time during the year-see instructions.)**

**1 Information Regarding Foundation Managers:**

**a** List any managers of the foundation who have contributed more than 2% of the total contributions received by the foundation before the close of any tax year (but only if they have contributed more than \$5,000) (See section 507(d)(2) )

SEE STATEMENT 14

**b** List any managers of the foundation who own 10% or more of the stock of a corporation (or an equally large portion of the ownership of a partnership or other entity) of which the foundation has a 10% or greater interest

NONE

**2 Information Regarding Contribution, Grant, Gift, Loan, Scholarship, etc., Programs:**

Check here  if the foundation only makes contributions to preselected charitable organizations and does not accept unsolicited requests for funds. If the foundation makes gifts, grants, etc (see instructions) to individuals or organizations under other conditions, complete items 2a, b, c, and d

**a** The name, address, and telephone number or e-mail address of the person to whom applications should be addressed



**b** The form in which applications should be submitted and information and materials they should include

**c** Any submission deadlines

**d** Any restrictions or limitations on awards, such as by geographical areas, charitable fields, kinds of institutions, or other factors

**Part XV** Supplementary Information (continued)

**3 Grants and Contributions Paid During the Year or Approved for Future Payment**

| Recipient<br>Name and address (home or business)   | If recipient is an individual, show any relationship to any foundation manager or substantial contributor | Foundation status of recipient | Purpose of grant or contribution | Amount             |
|--|---|--------------------------------|----------------------------------|--------------------|
| <b>a Paid during the year</b>  |   |                                |                                  |                    |
| ALBRIGHT KNOX ART GALLERY<br>1285 ELMWOOD AVENUE<br>BUFFALO, NY 14222  | N/A   | PC                             | CHARITABLE                       | 900.               |
| AMERICAN ANTI-VIVISECTION SOCIETY<br>801 OLD YORK ROAD, SUITE 204<br>JENKINTOWN, PA 19046                                    | N/A   | PC                             | CHARITABLE                       | 600.               |
| BLACK ROCK & RIVERSIDE FOOD PANTRY<br>809 TONAWANDA STREET<br>BUFFALO, NY 14207  | N/A   | PC                             | CHARITABLE                       | 500.               |
| BUFFALO ANIMAL SHELTER<br>380 NORTH OAK STREET<br>BUFFALO, NY 14203  | N/A   | PC                             | CHARITABLE                       | 1,500.             |
| BUFFALO FIRE HISTORICAL SOCIETY<br>1850 WILLIAM STREET<br>BUFFALO, NY 14206  | N/A   | PC                             | CHARITABLE                       | 500.               |
| <b>Total</b> SEE CONTINUATION SHEET(S)  |   |                                |                                  | <b>3a</b> 460,353. |
| <b>b Approved for future payment</b>   |   |                                |                                  |                    |
| ALBRIGHT KNOX ART GALLERY<br>1285 ELMWOOD AVENUE<br>BUFFALO, NY 14222  | N/A   | PC                             | CHARITABLE                       | 150,000.           |
| <b>Total</b>                            |   |                                |                                  | <b>3b</b> 150,000. |





THE FATTA FOUNDATION, INC.

**Part IV** Capital Gains and Losses for Tax on Investment Income

| (a) List and describe the kind(s) of property sold, e.g., real estate, 2-story brick warehouse; or common stock, 200 shs MLC Co | (b) How acquired<br>P - Purchase<br>D - Donation | (c) Date acquired<br>(mo., day, yr.) | (d) Date sold<br>(mo., day, yr.) |
|---|--|--------------------------------------|----------------------------------|
| 1a M&T INVESTMENT GROUP #9497   | P  |                                      |                                  |
| b M&T INVESTMENT GROUP #9497  | P  |                                      |                                  |
| c M&T INVESTMENT GROUP #9497  | P  |                                      |                                  |
| d M&T INVESTMENT GROUP #9497  | P  |                                      |                                  |
| e M&T INVESTMENT GROUP #3000  | P  |                                      |                                  |
| f CAPITAL GAINS DIVIDENDS   |  |                                      |                                  |
| g   |  |                                      |                                  |
| h   |  |                                      |                                  |
| i   |  |                                      |                                  |
| j   |  |                                      |                                  |
| k   |  |                                      |                                  |
| l   |  |                                      |                                  |
| m   |  |                                      |                                  |
| n   |  |                                      |                                  |
| o   |  |                                      |                                  |

| (e) Gross sales price | (f) Depreciation allowed<br>(or allowable) | (g) Cost or other basis<br>plus expense of sale | (h) Gain or (loss)<br>(e) plus (f) minus (g) |
|-----------------------|--|---|--|
| a 586,143.            |  | 592,737.  | <6,594.>                                     |
| b 514,985.            |  | 549,743.  | <34,758.>                                    |
| c 795,801.            |  | 675,929.  | 119,872.                                     |
| d 1,648.              |  | 1,957.  | <309.>                                       |
| e 34,198.             |  | 32,794.   | 1,404.                                       |
| f 46,410.             |  |   | 46,410.                                      |
| g                     |  |   |  |
| h                     |  |   |  |
| i                     |  |   |  |
| j                     |  |   |  |
| k                     |  |   |  |
| l                     |  |   |  |
| m                     |  |   |  |
| n                     |  |   |  |
| o                     |  |   |  |

| Complete only for assets showing gain in column (h) and owned by the foundation on 12/31/69 |                                      |   | (l) Losses (from col (h))<br>Gains (excess of col (h) gain over col (k),<br>but not less than "-0-") |
|---|--------------------------------------|---|--|
| (i) F.M.V. as of 12/31/69   | (j) Adjusted basis<br>as of 12/31/69 | (k) Excess of col (i)<br>over col (j), if any |  |
| a   |                                      |   | <6,594.>   |
| b   |                                      |   | <34,758.>  |
| c   |                                      |   | 119,872.   |
| d   |                                      |   | <309.>   |
| e   |                                      |   | 1,404.   |
| f   |                                      |   | 46,410.  |
| g   |                                      |   |  |
| h   |                                      |   |  |
| i   |                                      |   |  |
| j   |                                      |   |  |
| k   |                                      |   |  |
| l   |                                      |   |  |
| m   |                                      |   |  |
| n   |                                      |   |  |
| o   |                                      |   |  |

|   |   |          |
|---|---|----------|
| 2 Capital gain net income or (net capital loss) { If gain, also enter in Part I, line 7<br>If (loss), enter "-0-" in Part I, line 7 }   | 2 | 126,025. |
| 3 Net short-term capital gain or (loss) as defined in sections 1222(5) and (6)<br>If gain, also enter in Part I, line 8, column (c)<br>If (loss), enter "-0-" in Part I, line 8 } | 3 | N/A      |

**Part XV** Supplementary Information

**3 Grants and Contributions Paid During the Year (Continuation)**

| Recipient<br>Name and address (home or business)                          | If recipient is an individual, show any relationship to any foundation manager or substantial contributor | Foundation status of recipient | Purpose of grant or contribution | Amount          |
|---|---|--------------------------------|----------------------------------|-----------------|
| BUFFALO PHILHARMONIC ORCHESTRA<br>499 FRANKLIN ST.<br>BUFFALO, NY 14202   | N/A   | PC                             | CHARITABLE                       | 234,350.        |
| BUFFALO STATE COLLEGE FOUNDATION<br>1300 ELMWOOD AVE<br>BUFFALO, NY 14222 | N/A   | PC                             | CHARITABLE                       | 7,500.          |
| BURCHFIELD-PENNEY ART CENTER<br>1300 ELMWOOD AVE<br>BUFFALO, NY 14222     | N/A   | PC                             | CHARITABLE                       | 3,500.          |
| CANISIUS COLLEGE<br>2001 MAIN STREET<br>BUFFALO, NY 14208                 | N/A   | PC                             | CHARITABLE                       | 60,000.         |
| CATHOLIC CHARITIES<br>525 WASHINGTON STREET<br>BUFFALO, NY 14203          | N/A   | PC                             | CHARITABLE                       | 10,000.         |
| CEPA GALLERY<br>617 MAIN STREET<br>BUFFALO, NY 142031419                  | N/A   | PC                             | CHARITABLE                       | 2,200.          |
| CHILD & FAMILY SERVICES<br>330 DELAWARE AVE.<br>BUFFALO, NY 14202         | N/A   | PC                             | CHARITABLE                       | 2,000.          |
| COMMUNITY MUSIC SCHOOL<br>415 ELMWOOD AVENUE<br>BUFFALO, NY 14222         | N/A   | PC                             | CHARITABLE                       | 1,000.          |
| DOCTORS WITHOUT BORDERS<br>333 7TH AVENUE<br>NEW YORK, NY 10001-5004      | N/A   | PC                             | CHARITABLE                       | 1,500.          |
| FARM ANIMAL RIGHTS MOVEMENT<br>10101 ASHBURTON LANE<br>BETHESDA, MD 20817 | N/A   | PC                             | CHARITABLE                       | 600.            |
| <b>Total from continuation sheets</b>                                     |   |                                |                                  | <b>456,353.</b> |

**Part XV Supplementary Information****3 Grants and Contributions Paid During the Year (Continuation)**

| Recipient<br>Name and address (home or business)   | If recipient is an individual,<br>show any relationship to<br>any foundation manager<br>or substantial contributor | Foundation<br>status of<br>recipient | Purpose of grant or<br>contribution | Amount  |
|--|--|--------------------------------------|-------------------------------------|---------|
| FRIENDS OF THE NIGHT PEOPLE<br>394 HUDSON STREET<br>BUFFALO, NY 14201                      | N/A  | PC                                   | CHARITABLE                          | 1,000.  |
| GARRET CLUB HISTORICAL PRESERVATION<br>FOUNDATION<br>91 CLEVELAND AVE<br>BUFFALO, NY 14222 | N/A  | PC                                   | CHARITABLE                          | 250.    |
| HABITAT FOR HUMANITY<br>PO BOX 511<br>BUFFALO, NY 142050511                                | N/A  | PC                                   | CHARITABLE                          | 1,000.  |
| HALLWALS ART GALLERY<br>341 DELAWARE AVE<br>BUFFALO, NY 14202                              | N/A  | PC                                   | CHARITABLE                          | 2,800.  |
| HEARTS FOR THE HOMELESS<br>P.O. BOX 437<br>BUFFALO, NY 14223                               | N/A  | PC                                   | CHARITABLE                          | 500.    |
| HORSES ON DEATH ROW<br>1100 LARKSPUR LANDING CIRCLE, SUITE<br>340 LARKSPUR, CA 94939       | N/A  | PC                                   | CHARITABLE                          | 600.    |
| MENTAL HEALTH ASSOCIATION OF ERIE<br>COUNTY<br>999 DELAWARE AVENUE<br>BUFFALO, NY 14209    | N/A  | PC                                   | CHARITABLE                          | 10,000. |
| NARDIN ACADEMY<br>135 CLEVELAND AVENUE<br>BUFFALO, NY 14222                                | N/A  | PC                                   | CHARITABLE                          | 50,000. |
| NICKEL CITY OPERA<br>3015 GENESEE STREET<br>BUFFALO, NY 14225                              | N/A  | PC                                   | CHARITABLE                          | 12,000. |
| NOAH'S ARK ANIMAL SANCATURY, INC<br>111 N. 1ST STREET<br>ROCKFORD, IL 61107                | N/A  | PC                                   | CHARITABLE                          | 1,000.  |
| <b>Total from continuation sheets</b>  |  |                                      |                                     |         |

**Part XV Supplementary Information**

**3 Grants and Contributions Paid During the Year (Continuation)**

| Recipient<br>Name and address (home or business)  | If recipient is an individual, show any relationship to any foundation manager or substantial contributor | Foundation status of recipient | Purpose of grant or contribution | Amount        |
|---|---|--------------------------------|----------------------------------|---------------|
| PEACEFUL VALLEY DONKEY RESCUE<br>8317 DUCKSWORTH ROAD<br>SAN ANGELO, TX 76905                   | N/A   | PC                             | CHARITABLE                       | 600.          |
| PETS OF THE HOMELESS<br>206 S. DIVISION STREET, SUITE 10<br>CARSON CITY, NV 89703               | N/A   | PC                             | CHARITABLE                       | 1,000.        |
| RACING DOG RESCUE PROJECT<br>PO BOX 18153<br>SARASOTA, FL 34276                                 | N/A   | PC                             | CHARITABLE                       | 500.          |
| ROSWELL PARK ALLIANCE FOUNDATION<br>ELM & CARLTON STREETS<br>BUFFALO, NY 14263                  | N/A   | PC                             | CHARITABLE                       | 5,000.        |
| SARASOTA OPERA<br>50 CENTRAL AVENUE, SUITE 820<br>SARASOTA, FL 34236                            | N/A   | PC                             | CHARITABLE                       | 15,845.       |
| SATURN CLUB HISTORIC PRESERVATION FOUNDATION<br>977 DELAWARE AVENUE<br>BUFFALO, NY 14209        | N/A   | PC                             | CHARITABLE                       | 3,000.        |
| SPCA ERIE COUNTY<br>205 ENSMINGER ROAD<br>TONAWANDA, NY 14150                                   | N/A   | PC                             | CHARITABLE                       | 2,000.        |
| ST. JOSEPH'S COLLEGIATE INSTITUTE (MARTINO FUND)<br>845 KENMORE AVENUE<br>BUFFALO, NY 142233195 | N/A   | PC                             | CHARITABLE                       | 1,000.        |
| SUGAR CITY<br>1239 NIAGARA ST<br>BUFFALO, NY 14213  | N/A   | PC                             | CHARITABLE                       | 275.          |
| UNIVERSITY AT BUFFALO FOUNDATION<br>P.O. BOX 730<br>BUFFALO, NY 14226                           | N/A   | PC                             | CHARITABLE                       | 2,000.        |
| <b>Total from continuation sheets</b>   |   |                                |                                  | <b>2,000.</b> |

**Part XV Supplementary Information**

**3 Grants and Contributions Paid During the Year (Continuation)**

| Recipient<br>Name and address (home or business)                                  | If recipient is an individual, show any relationship to any foundation manager or substantial contributor | Foundation status of recipient | Purpose of grant or contribution | Amount  |
|---|---|--------------------------------|----------------------------------|---------|
| VOCALIS CHAMBER CHOIR<br>110 NORMAL AVE<br>BUFFALO, NY 14213                      | N/A   | PC                             | CHARITABLE                       | 10,000. |
| BUFFALO MASTER CHORALE<br>P.O. BOX 245<br>GETZVILLE, NY 14068                     | N/A   | PC                             | CHARITABLE                       | 1,000.  |
| CENTER FOR REPRODUCTIVE RIGHTS<br>199 WATER STREET<br>NEW YORK, NY 10038          | N/A   | PC                             | CHARITABLE                       | 600.    |
| COMPASSION & CHOICES GIFT PROCESSING CENTER<br>P.O. BOX 485<br>ETNA, NH 03750     | N/A   | PC                             | CHARITABLE                       | 1,000.  |
| DEATH WITH DIGNITY<br>520 SW 6TH AVE, #1220<br>PORTLAND, OR 97204                 | N/A   | PC                             | CHARITABLE                       | 1,000.  |
| JACOBS INSTITUTE<br>875 ELLICOTT STREET<br>BUFFALO, NY 14203                      | N/A   | PC                             | CHARITABLE                       | 100.    |
| LEARNING DISABILITIES ASSOCIATION OF WNY<br>2555 ELMWOOD AVE<br>BUFFALO, NY 14217 | N/A   | PC                             | CHARITABLE                       | 1,033.  |
| MATT URBAN HOPE CENTER<br>1081 BROADWAY<br>BUFFALO, NY 14212                      | N/A   | PC                             | CHARITABLE                       | 3,500.  |
| MAXIMIZED LIVING FOUNDATION<br>255 N. HIGHLAND ST<br>MEMPHIS, TN 38111            | N/A   | PC                             | CHARITABLE                       | 100.    |
| NET POSITIVE<br>540 PRESIDENT STREET, SUITE 1D<br>BROOKLYN, NY 11215              | N/A   | PC                             | CHARITABLE                       | 1,000.  |
| <b>Total from continuation sheets</b>   |   |                                |                                  |         |

**Part XV Supplementary Information**

**3 Grants and Contributions Paid During the Year (Continuation)**

| Recipient<br>Name and address (home or business)                                   | If recipient is an individual,<br>show any relationship to<br>any foundation manager<br>or substantial contributor | Foundation<br>status of<br>recipient | Purpose of grant or<br>contribution | Amount |
|--|--|--------------------------------------|-------------------------------------|--------|
| PARTNERSHIP FOR THE PUBLIC GOOD<br>617 MAIN STREET, SUITE 300<br>BUFFALO, NY 14203 | N/A  | PC                                   | CHARITABLE                          | 1,000. |
| PLANNED PARENTHOOD<br>2697 MIAN STREET<br>BUFFALO, NY 14214                        | N/A  | PC                                   | CHARITABLE                          | 1,000. |
| SQUEAKY WHEEL<br>617 MAIN STREET<br>BUFFALO, NY 14203                              | N/A  | PC                                   | CHARITABLE                          | 500.   |
| BUFFALO HISTORY MUSEUM<br>1 MUSEUM COURT<br>BUFFALO, NY 14216                      | N/A  | PC                                   | CHARITABLE                          | 1,000. |
| YOUNG AUDIENCES OF WNY<br>1 LAFAYETTE SQUARE<br>BUFFALO, NY 14203                  | N/A  | PC                                   | CHARITABLE                          | 500.   |
|  |  |                                      |                                     |        |
|  |  |                                      |                                     |        |
|  |  |                                      |                                     |        |
|  |  |                                      |                                     |        |
|  |  |                                      |                                     |        |
| <b>Total from continuation sheets</b>  |  |                                      |                                     |        |

FORM 990-PF INTEREST ON SAVINGS AND TEMPORARY CASH INVESTMENTS STATEMENT 1

| SOURCE   | (A)<br>REVENUE<br>PER BOOKS | (B)<br>NET INVESTMENT<br>INCOME | (C)<br>ADJUSTED<br>NET INCOME |
|--|-----------------------------|---------------------------------|-------------------------------|
| MANUFACTURERS & TRADERS TRUST<br>CO. - INTEREST INCOME | 153.                        | 153.                            |                               |
| TOTAL TO PART I, LINE 3                                | 153.                        | 153.                            |                               |

FORM 990-PF DIVIDENDS AND INTEREST FROM SECURITIES STATEMENT 2

| SOURCE  | GROSS<br>AMOUNT | CAPITAL<br>GAINS<br>DIVIDENDS | (A)<br>REVENUE<br>PER BOOKS | (B)<br>NET INVEST-<br>MENT INCOME | (C)<br>ADJUSTED<br>NET INCOME |
|---|-----------------|-------------------------------|-----------------------------|-----------------------------------|-------------------------------|
| MANUFACTURERS &<br>TRADERS TRUST CO.<br>- CAPITAL GAIN    | 46,410.         | 46,410.                       | 0.                          | 0.                                |                               |
| MANUFACTURERS &<br>TRADERS TRUST CO.<br>- DIVIDEND INCOME | 81,088.         | 0.                            | 81,088.                     | 81,088.                           |                               |
| MANUFACTURERS &<br>TRADERS TRUST CO.<br>- INTEREST INCOME | 7,976.          | 0.                            | 7,976.                      | 7,976.                            |                               |
| TO PART I, LINE 4   | 135,474.        | 46,410.                       | 89,064.                     | 89,064.                           |                               |

FORM 990-PF ACCOUNTING FEES STATEMENT 3

| DESCRIPTION                  | (A)<br>EXPENSES<br>PER BOOKS | (B)<br>NET INVEST-<br>MENT INCOME | (C)<br>ADJUSTED<br>NET INCOME | (D)<br>CHARITABLE<br>PURPOSES |
|------------------------------|------------------------------|-----------------------------------|-------------------------------|-------------------------------|
| ACCOUNTING FEES              | 5,100.                       | 2,550.                            |                               | 2,550.                        |
| TO FORM 990-PF, PG 1, LN 16B | 5,100.                       | 2,550.                            |                               | 2,550.                        |

FORM 990-PF OTHER PROFESSIONAL FEES STATEMENT 4

| DESCRIPTION                  | (A)<br>EXPENSES<br>PER BOOKS | (B)<br>NET INVEST-<br>MENT INCOME | (C)<br>ADJUSTED<br>NET INCOME | (D)<br>CHARITABLE<br>PURPOSES |
|------------------------------|------------------------------|-----------------------------------|-------------------------------|-------------------------------|
| INVESTMENT MANAGEMENT FEES   | 23,227.                      | 23,227.                           |                               | 0.                            |
| TO FORM 990-PF, PG 1, LN 16C | 23,227.                      | 23,227.                           |                               | 0.                            |

FORM 990-PF TAXES STATEMENT 5

| DESCRIPTION                 | (A)<br>EXPENSES<br>PER BOOKS | (B)<br>NET INVEST-<br>MENT INCOME | (C)<br>ADJUSTED<br>NET INCOME | (D)<br>CHARITABLE<br>PURPOSES |
|-----------------------------|------------------------------|-----------------------------------|-------------------------------|-------------------------------|
| NYS, DEPT. OF LAW           | 250.                         | 0.                                |                               | 250.                          |
| FOREIGN TAXES               | 940.                         | 940.                              |                               | 0.                            |
| NYS LLC FILING FEE          | 25.                          | 0.                                |                               | 0.                            |
| TO FORM 990-PF, PG 1, LN 18 | 1,215.                       | 940.                              |                               | 250.                          |

FORM 990-PF OTHER EXPENSES STATEMENT 6

| DESCRIPTION                 | (A)<br>EXPENSES<br>PER BOOKS | (B)<br>NET INVEST-<br>MENT INCOME | (C)<br>ADJUSTED<br>NET INCOME | (D)<br>CHARITABLE<br>PURPOSES |
|-----------------------------|------------------------------|-----------------------------------|-------------------------------|-------------------------------|
| BANK FEES                   | 197.                         | 197.                              |                               | 0.                            |
| OFFICE EXPENSE              | 40.                          | 0.                                |                               | 40.                           |
| DUES AND SUBSCRIPTIONS      | 140.                         | 0.                                |                               | 140.                          |
| ADMINISTRATIVE EXPENSES     | 5,973.                       | 2,987.                            |                               | 2,986.                        |
| TO FORM 990-PF, PG 1, LN 23 | 6,350.                       | 3,184.                            |                               | 3,166.                        |

---



---

**FORM 990-PF . U.S. AND STATE/CITY GOVERNMENT OBLIGATIONS STATEMENT 7**


---

| DESCRIPTION   | U.S.<br>GOV'T | OTHER<br>GOV'T | BOOK VALUE | FAIR MARKET<br>VALUE |
|---|---------------|----------------|------------|----------------------|
| US GOV'T AND AGENCY OBLIGATIONS -<br>SEE ATTACHMENT A | X             |                | 82,260.    | 88,272.              |
| TOTAL U.S. GOVERNMENT OBLIGATIONS                     |               |                | 82,260.    | 88,272.              |
| TOTAL STATE AND MUNICIPAL GOVERNMENT OBLIGATIONS      |               |                |            |                      |
| TOTAL TO FORM 990-PF, PART II, LINE 10A               |               |                | 82,260.    | 88,272.              |

---



---



---



---

**FORM 990-PF CORPORATE STOCK STATEMENT 8**


---

| DESCRIPTION                             | BOOK VALUE | FAIR MARKET<br>VALUE |
|---|------------|----------------------|
| COMMON STOCK - SEE ATTACHMENT B         | 439,739.   | 447,433.             |
| TOTAL TO FORM 990-PF, PART II, LINE 10B | 439,739.   | 447,433.             |

---



---



---



---

**FORM 990-PF CORPORATE BONDS STATEMENT 9**


---

| DESCRIPTION                             | BOOK VALUE | FAIR MARKET<br>VALUE |
|---|------------|----------------------|
| CORPORATE BONDS - SEE ATTACHMENT A      | 57,264.    | 60,981.              |
| TOTAL TO FORM 990-PF, PART II, LINE 10C | 57,264.    | 60,981.              |

---



---



---



---

**FORM 990-PF OTHER INVESTMENTS STATEMENT 10**


---

| DESCRIPTION                            | VALUATION<br>METHOD | BOOK VALUE | FAIR MARKET<br>VALUE |
|--|---------------------|------------|----------------------|
| MUTUAL FUNDS - SEE ATTACHMENT A        | FMV                 | 3,549,895. | 4,020,478.           |
| MUTUAL FUNDS - SEE ATTACHMENT A        | FMV                 | 2,426.     | 2,026.               |
| TOTAL TO FORM 990-PF, PART II, LINE 13 |                     | 3,552,321. | 4,022,504.           |

---



---

FORM 990-PF · DEPRECIATION OF ASSETS NOT HELD FOR INVESTMENT STATEMENT 11

| DESCRIPTION                               | COST OR<br>OTHER BASIS | ACCUMULATED<br>DEPRECIATION | BOOK VALUE      |
|---|------------------------|-----------------------------|-----------------|
| HP PRINTER                                | 109.                   | 109.                        | 0.              |
| MAC COMPUTER                              | 1,689.                 | 1,689.                      | 0.              |
| 52 AMHERST ST BUILDING                    | 153,558.               | 17,881.                     | 135,677.        |
| 52 AMHERST ST CAPITAL<br>IMPROVEMENTS     | 27,068.                | 2,805.                      | 24,263.         |
| 52 AMHERST ST BOOK SHELF                  | 514.                   | 499.                        | 15.             |
| 52 AMHERST ST CARPET                      | 7,592.                 | 6,406.                      | 1,186.          |
| 52 AMHERST ST WINDOWS                     | 4,443.                 | 356.                        | 4,087.          |
| 52 AMHERST ST WINDOWS                     | 6,904.                 | 553.                        | 6,351.          |
| 52 AMHERST ST<br>PAINTING/REMODELING      | 17,375.                | 1,579.                      | 15,796.         |
| 52 AMHERST ST HVAC                        | 11,767.                | 944.                        | 10,823.         |
| 52 AMHERST ST SECURITY SYSTEM             | 4,306.                 | 362.                        | 3,944.          |
| 52 AMHERST ST WINDOWS                     | 900.                   | 64.                         | 836.            |
| 52 AMHERST ST WINDOWS                     | 1,075.                 | 62.                         | 1,013.          |
| 52 AMHERST ST FLOORING                    | 2,333.                 | 167.                        | 2,166.          |
| 52 AMHERST ST COMPUTER                    | 1,739.                 | 1,489.                      | 250.            |
| 52 AMHERST ST COMPUTER                    | 1,848.                 | 1,582.                      | 266.            |
| 52 AMHERST ST WINDOWS                     | 1,075.                 | 52.                         | 1,023.          |
| 52 AMHERST ST CONCRETE<br>DRIVEWAY        | 6,000.                 | 32.                         | 5,968.          |
| 52 AMHERST ST BLINDS                      | 3,325.                 | 18.                         | 3,307.          |
| 52 AMHERST ST GLASS                       | 1,348.                 | 10.                         | 1,338.          |
| <b>TOTAL TO FM 990-PF, PART II, LN 14</b> | <b>254,968.</b>        | <b>36,659.</b>              | <b>218,309.</b> |

FORM 990-PF OTHER ASSETS STATEMENT 12

| DESCRIPTION                             | BEGINNING OF<br>YR BOOK VALUE | END OF YEAR<br>BOOK VALUE | FAIR MARKET<br>VALUE |
|---|-------------------------------|---------------------------|----------------------|
| DUE FROM BROKER                         | 3,004.                        | 2,635.                    | 2,635.               |
| UTILITY DEPOSITS                        | 1,040.                        | 1,040.                    | 1,040.               |
| DUE FROM RELATED PARTY                  | 167.                          | 1,200.                    | 1,200.               |
| <b>TO FORM 990-PF, PART II, LINE 15</b> | <b>4,211.</b>                 | <b>4,875.</b>             | <b>4,875.</b>        |



2016 DEPRECIATION AND AMORTIZATION REPORT

FORM 990-PF PAGE 1

990-PF

| Asset No | Description   | Date Acquired | Method | Life  | C<br>o<br>n<br>v | Line<br>No | Unadjusted<br>Cost Or Basis | Bus<br>%<br>Excl | Section 179<br>Expense | *<br>Reduction In<br>Basis | Basis For<br>Depreciation | Beginning<br>Accumulated<br>Depreciation | Current<br>Sec 179<br>Expense | Current Year<br>Deduction | Ending<br>Accumulated<br>Depreciation |
|----------|---|---------------|--------|-------|------------------|------------|-----------------------------|------------------|------------------------|----------------------------|---------------------------|--|-------------------------------|---------------------------|---------------------------------------|
|          | FATTA FOUNDATION COMPUTERS  |               |        |       |                  |            |                             |                  |                        |                            |                           |  |                               |                           |                                       |
| 1        | HP PRINTER  | 06/07/08      | 200DB  | 5.00  |                  | HXL17      | 109.                        |                  |                        | 55.                        | 54.                       | 54.                                      |                               | 0.                        | 54.                                   |
| 2        | MAC COMPUTER  | 08/07/08      | 200DB  | 5.00  |                  | HXL17      | 1,689.                      |                  |                        | 845.                       | 844.                      | 844.                                     |                               | 0.                        | 844.                                  |
| 25       | 52 AMHERST ST BOOK SHELF<br>* 990-PF PG 1 TOTAL - FATTA<br>FOUNDATION COMPUTERS | 03/06/12      | 200DB  | 5.00  |                  | HXL17      | 514.                        |                  |                        | 257.                       | 257.                      | 213.                                     |                               | 29.                       | 243.                                  |
|          |   |               |        |       |                  |            | 2,312.                      |                  |                        | 1,157.                     | 1,155.                    | 1,111.                                   |                               | 29.                       | 1,140.                                |
| 79       | 52 AMHERST ST COMPUTER  | 01/23/14      | 200DB  | 5.00  |                  | HXL17      | 1,739.                      |                  |                        | 870.                       | 869.                      | 452.                                     |                               | 167.                      | 619.                                  |
| 80       | 52 AMHERST ST COMPUTER<br>* 990-PF PG 1 TOTAL - 52<br>AMHERST ST COMPUTER       | 01/24/14      | 200DB  | 5.00  |                  | HXL17      | 1,848.                      |                  |                        | 924.                       | 924.                      | 481.                                     |                               | 177.                      | 658.                                  |
|          |   |               |        |       |                  |            | 3,587.                      |                  |                        | 1,794.                     | 1,793.                    | 933.                                     |                               | 344.                      | 1,277.                                |
| 13       | 52 AMHERST ST BUILDING  | 06/29/12      | SL     | 39.00 |                  | MM17       | 153,558.                    |                  |                        |                            | 153,558.                  | 13,944.                                  |                               | 3,937.                    | 17,881.                               |
|          | * 990-PF PG 1 TOTAL - 52<br>AMHERST ST BUILDING                                 |               |        |       |                  |            | 153,558.                    |                  |                        |                            | 153,558.                  | 13,944.                                  |                               | 3,937.                    | 17,881.                               |
| 14       | 52 AMHERST ST CAPITAL<br>IMPROVEMENTS   | 12/01/12      | SL     | 39.00 |                  | MM17       | 27,068.                     |                  |                        |                            | 27,068.                   | 2,111.                                   |                               | 694.                      | 2,805.                                |
| 37       | 52 AMHERST ST CARPET  | 07/08/13      | 200DB  | 7.00  |                  | HXL17      | 7,592.                      |                  |                        | 3,796.                     | 3,796.                    | 2,136.                                   |                               | 474.                      | 2,610.                                |
| 39       | 52 AMHERST ST WINDOWS   | 11/11/13      | SL     | 39.00 |                  | MM17       | 4,443.                      |                  |                        |                            | 4,443.                    | 242.                                     |                               | 114.                      | 356.                                  |
| 40       | 52 AMHERST ST WINDOWS   | 11/12/13      | SL     | 39.00 |                  | MM17       | 6,904.                      |                  |                        |                            | 6,904.                    | 376.                                     |                               | 177.                      | 553.                                  |
| 41       | PAINTING/REMODELING   | 06/30/13      | SL     | 39.00 |                  | MM17       | 17,375.                     |                  |                        |                            | 17,375.                   | 1,133.                                   |                               | 446.                      | 1,579.                                |

628111 04-01-16

(D) - Asset disposed

\* ITC, Salvage, Bonus, Commercial Revitalization Deduction, GO Zone

2016 DEPRECIATION AND AMORTIZATION REPORT

FORM 990-PF PAGE 1

990-PF

| Asset No | Description  | Date Acquired | Method | Life  | Conv | Line No | Unadjusted Cost Or Basis | Bus % Excl | Section 179 Expense | Reduction In Basis | Basis For Depreciation | Beginning Accumulated Depreciation | Current Sec 179 Expense | Current Year Deduction | Ending Accumulated Depreciation |
|----------|--|---------------|--------|-------|------|---------|--------------------------|------------|---------------------|--------------------|------------------------|------------------------------------|-------------------------|------------------------|---------------------------------|
| 44       | 52 AMHERST ST HVAC                                       | 11/04/13      | SL     | 39.00 |      | MM17    | 11,767.                  |            |                     |                    | 11,767.                | 642.                               |                         | 302.                   | 944.                            |
| 55       | 52 AMHERST ST SECURITY SYSTEM                            | 09/18/13      | SL     | 39.00 |      | MM17    | 4,306.                   |            |                     |                    | 4,306.                 | 252.                               |                         | 110.                   | 362.                            |
| 66       | 52 AMHERST ST WINDOWS                                    | 03/26/14      | SL     | 39.00 |      | MM17    | 900.                     |            |                     |                    | 900.                   | 41.                                |                         | 23.                    | 64.                             |
| 67       | 52 AMHERST ST WINDOWS                                    | 10/30/14      | SL     | 39.00 |      | MM17    | 1,075.                   |            |                     |                    | 1,075.                 | 34.                                |                         | 28.                    | 62.                             |
| 68       | 52 AMHERST ST FLOORING                                   | 03/19/14      | SL     | 39.00 |      | MM17    | 2,333.                   |            |                     |                    | 2,333.                 | 107.                               |                         | 60.                    | 167.                            |
| 91       | 52 AMHERST ST WINDOWS                                    | 02/11/15      | SL     | 39.00 |      | MM17    | 1,075.                   |            |                     |                    | 1,075.                 | 24.                                |                         | 28.                    | 52.                             |
| 116      | 52 AMHERST ST CONCRETE DRIVEWAY                          | 10/12/16      | SL     | 39.00 |      | MM19I   | 6,000.                   |            |                     |                    | 6,000.                 |                                    |                         | 32.                    | 32.                             |
| 127      | 52 AMHERST ST BLINDS                                     | 10/20/16      | SL     | 39.00 |      | MM19I   | 3,325.                   |            |                     |                    | 3,325.                 |                                    |                         | 18.                    | 18.                             |
| 128      | 52 AMHERST ST GLASS                                      | 09/24/16      | SL     | 39.00 |      | MM19I   | 1,348.                   |            |                     |                    | 1,348.                 |                                    |                         | 10.                    | 10.                             |
|          | * 990-PF PG 1 TOTAL ~ 52 AMHERST ST CAPITAL IMPROVEMENTS |               |        |       |      |         | 95,511.                  |            |                     | 3,796.             | 91,715.                | 7,098.                             |                         | 2,816.                 | 9,614.                          |
|          | * GRAND TOTAL 990-PF PG 1 DEPR                           |               |        |       |      |         | 254,968.                 |            |                     | 6,747.             | 248,221.               | 23,086.                            |                         | 6,826.                 | 29,912.                         |
|          | CURRENT YEAR ACTIVITY                                    |               |        |       |      |         |                          |            |                     |                    |                        |                                    |                         |                        |                                 |
|          | BEGINNING BALANCE  |               |        |       |      |         | 244,295.                 |            |                     | 6,747.             | 237,548.               | 23,086.                            |                         |                        | 29,852.                         |
|          | ACQUISITIONS   |               |        |       |      |         | 10,673.                  |            |                     | 0.                 | 10,673.                | 0.                                 |                         |                        | 60.                             |
|          | DISPOSITIONS   |               |        |       |      |         | 0.                       |            |                     | 0.                 | 0.                     | 0.                                 |                         |                        | 0.                              |
|          | ENDING BALANCE   |               |        |       |      |         | 254,968.                 |            |                     | 6,747.             | 248,221.               | 23,086.                            |                         |                        | 29,912.                         |
|          | ENDING ACCUM DEPR  |               |        |       |      |         |                          |            |                     |                    | 36,659.                |                                    |                         |                        |                                 |

628111 04-01-16

(D) - Asset disposed

\* ITC, Salvage, Bonus, Commercial Revitalization Deduction, GO Zone

2016 DEPRECIATION AND AMORTIZATION REPORT

FORM 990-PF PAGE 1

990-PF

| Asset No | Description       | Date Acquired | Method | Life | Conv | Line No | Unadjusted Cost Or Basis | Bus % Excl | Section 179 Expense | * Reduction In Basis | Basis For Depreciation | Beginning Accumulated Depreciation | Current Sec 179 Expense | Current Year Deduction | Ending Accumulated Depreciation |
|----------|-------------------|---------------|--------|------|------|---------|--------------------------|------------|---------------------|----------------------|------------------------|------------------------------------|-------------------------|------------------------|---------------------------------|
|          | ENDING BOOK VALUE |               |        |      |      |         |                          |            |                     |                      |                        | 218,309.                           |                         |                        |                                 |

**Asset Detail Section**

**Statement of Value and Activity**

December 31, 2016 - December 31, 2016

**Asset Detail**

| <b>Description</b>  | <b>Shares/Par Value</b> | <b>Tax Cost</b> | <b>Market Value</b> | <b>Unrealized G/L</b> | <b>Est. Ann. Inc.</b> | <b>Income Yield to Market</b> |
|---|-------------------------|-----------------|---------------------|-----------------------|-----------------------|-------------------------------|
| <b>Fixed Income</b>   |                         |                 |                     |                       |                       |                               |
| Fedl Natl Mite Assn Pool #733484  | 6,999.50                | \$7,062.92      | \$7,163.29          | \$100.37              | \$349.98              | 4.89%                         |
| 15 Yr Gtd Single Family Mortgage<br>DTD 08/01/2003 5.000% 08/01/2018<br>Non Callable<br>TICKER: 733484A                                     |                         |                 |                     |                       |                       |                               |
| Federal Home Loan Mortgage Corp<br>Gold Pool #B16916-15 Yr Gtd Mite<br>DTD 10/01/2004 4.000% 10/01/2019<br>Non Callable<br>TICKER: B16916F  | 780.46                  | \$780.50        | \$800.71            | \$20.21               | \$31.22               | 3.90%                         |
| United States Treasury Notes<br>DTD 08/15/2013 2.500% 08/15/2023  | 25,000.00               | \$24,747.17     | \$25,443.25         | \$696.08              | \$625.00              | 2.46%                         |
| Govt Natl Mite Assn Pool #346878<br>30 Yr Gtd Single Family Mortgage<br>DTD 11/01/1993 7.000% 11/15/2023<br>Non Callable<br>TICKER: 346878X | 1,972.95                | \$2,104.90      | \$2,123.55          | \$18.65               | \$138.11              | 6.50%                         |

**Asset Detail Section (continued)**

**Statement of Value and Activity**

December 31, 2016 - December 31, 2016

| Description  | Shares/Par Value | Tax Cost    | Market Value | Unrealized G/L | Est. Ann. Inc. | Income Yield to Market |
|--|------------------|-------------|--------------|----------------|----------------|------------------------|
| Northwest Natural Gas<br>Medium Term Note<br>DTD 11/10/1997 6.650% 11/10/2027<br>Non Callable  | 25,000.00        | \$26,250.00 | \$30,223.25  | \$3,973.25     | \$1,662.50     | 5.50%                  |
| Govt Natl Mtg Assn Pool #483924<br>30 Yr Gtd Single Family Mortgage<br>DTD 11/01/1998 6.000% 11/15/2028<br>Non Callable<br>TICKER: 483924X | 3,549.35         | \$3,715.73  | \$4,023.65   | \$307.92       | \$212.96       | 5.29%                  |
| Fedl Natl Mtg Assn Pool #323640<br>30 Yr Gtd Single Family Mortgage<br>DTD 03/01/1999 7.500% 04/01/2029<br>Non Callable<br>TICKER: 323640A | 2,030.43         | \$2,157.37  | \$2,403.87   | \$246.50       | \$152.28       | 6.33%                  |
| Federal Home Loan Mortgage Corp<br>Gold Pool #C00861-30 Yr Gtd Mtg<br>DTD 09/01/1999 7.500% 09/01/2029<br>Non Callable<br>TICKER: C00861F  | 1,089.30         | \$1,157.38  | \$1,291.62   | \$134.24       | \$81.70        | 6.32%                  |
| Govt Natl Mtg Assn Pool #781207<br>30 Yr Gtd Single Family Mortgage<br>DTD 08/01/00 7.500% 08/15/2030<br>Non Callable<br>TICKER: 781207X   | 1,226.46         | \$1,307.70  | \$1,454.07   | \$146.37       | \$91.98        | 6.33%                  |



**Asset Detail Section (continued)**

**Statement of Value and Activity**

December 1, 2016 - December 31, 2016

| Description   | Shares/Par Value | Tax Cost   | Market Value | Unrealized G/L | Est. Ann. Inc. | Income Yield to Market |
|---|------------------|------------|--------------|----------------|----------------|------------------------|
| Govt Natl Mtge Assn Pool #520978<br>30 Yr Gtd Single Family Mortgage<br>DTD 09/01/2000 8.000% 09/15/2030<br>Non Callable<br>TICKER: 520978X | 751.22           | \$807.56   | \$857.10     | \$49.54        | \$60.10        | 7.01%                  |
| Govt Natl Mtge Assn Pool #552837<br>30 Yr Gtd Single Family Mortgage<br>DTD 10/01/2002 6.500% 10/15/2032<br>Non Callable<br>TICKER: 552837X | 6,152.10         | \$6,402.01 | \$7,027.36   | \$625.35       | \$399.89       | 5.69%                  |
| Fedl Natl Mtge Assn Pool #666426<br>30 Yr Gtd Single Family Mortgage<br>DTD 10/01/2002 5.500% 11/01/2032<br>Non Callable<br>TICKER: 666426A | 387.23           | \$392.56   | \$432.89     | \$40.33        | \$21.30        | 4.92%                  |
| Fedl Natl Mtge Assn Pool #668364<br>30 Yr Gtd Single Family Mortgage<br>DTD 11/01/2002 5.500% 11/01/2032<br>Non Callable<br>TICKER: 668364A | 39.59            | \$40.15    | \$43.98      | \$3.83         | \$2.18         | 4.96%                  |
| Fedl Natl Mtge Assn Pool #254592<br>30 Yr Gtd Single Family Mortgage<br>DTD 11/01/2002 5.000% 12/01/2032<br>Non Callable<br>TICKER: 254592A | 652.31           | \$645.80   | \$714.70     | \$68.90        | \$32.62        | 4.56%                  |

**Asset Detail Section (continued)**

**Statement of Value and Activity**

December 1, 2016 - December 31, 2016

| Description  | Shares/Par Value | Tax Cost   | Market Value | Unrealized G/L | Est. Ann. Inc. | Income Yield to Market |
|--|------------------|------------|--------------|----------------|----------------|------------------------|
| Govt Natl Mtge Assn II Pool #611695<br>30 Yr Gtd Single Family Mortgage<br>DTD 04/01/2003 5.500% 04/20/2033<br>Non Callable<br>TICKER: 611695M | 542.74           | \$551.03   | \$593.97     | \$42.94        | \$29.85        | 5.03%                  |
| Fedl Natl Mtge Assn Pool #747573<br>30 Yr Gtd Single Family Mortgage<br>DTD 11/01/2003 4.500% 11/01/2033<br>Non Callable<br>TICKER: 747573A    | 3,983.37         | \$3,964.37 | \$4,285.31   | \$320.94       | \$179.25       | 4.18%                  |
| Govt Natl Mtge Assn Pool #827354<br>30 Yr Gtd Single Family Mortgage<br>DTD 06/01/2004 5.000% 06/15/2034<br>Non Callable<br>TICKER: 627354X    | 7,830.89         | \$7,718.70 | \$8,645.15   | \$926.45       | \$391.54       | 4.53%                  |
| Govt Natl Mtge Assn Pool #643397<br>30 Yr Gtd Single Family Mortgage<br>DTD 06/01/2005 5.500% 06/15/2035<br>Non Callable<br>TICKER: 643397X    | 3,391.77         | \$3,370.55 | \$3,833.17   | \$462.62       | \$186.55       | 4.87%                  |
| Govt Natl Mtge Assn Pool #616917<br>30 Yr Gtd Single Family Mortgage<br>DTD 12/01/2005 5.000% 12/15/2035<br>Non Callable<br>TICKER: 616917X    | 3,846.81         | \$3,837.09 | \$4,247.99   | \$410.90       | \$192.34       | 4.53%                  |



**Asset Detail Section (continued)**

**Statement of Value and Activity**

December 1, 2016 - December 31, 2016

| Description                       | Shares/Par Value | Tax Cost              | Market Value          | Unrealized G/L     | Est. Ann. Inc.     | Income Yield to Market |
|-----------------------------------|------------------|-----------------------|-----------------------|--------------------|--------------------|------------------------|
| Fedl Natl Mite Assn Pool #904539  | 11,238.34        | \$11,496.47           | \$12,886.67           | \$1,390.20         | \$674.30           | 5.23%                  |
| 30 Yr Gtd Single Family Mortgage  |                  |                       |                       |                    |                    |                        |
| DTD 01/01/2007 6.000% 01/01/2037  |                  |                       |                       |                    |                    |                        |
| Non Callable                      |                  |                       |                       |                    |                    |                        |
| TICKER: 904539A                   |                  |                       |                       |                    |                    |                        |
| Berkshire Hathaway FIN            | 25,000.00        | \$31,014.50           | \$30,757.75           | -\$256.75          | \$1,437.50         | 4.67%                  |
| DTD 01/13/2010 5.750% 01/15/2040  |                  |                       |                       |                    |                    |                        |
| Non Callable                      |                  |                       |                       |                    |                    |                        |
| Federated Total Return Bond Fund  | 36,532.71        | \$400,199.92          | \$393,822.61          | -\$6,377.31        | \$13,297.91        | 3.36%                  |
| Class Institutional               |                  |                       |                       |                    |                    |                        |
| TICKER: FTRBX                     |                  |                       |                       |                    |                    |                        |
| Fidelity Focused High Income Fund | 13,346.44        | \$112,478.18          | \$113,311.28          | \$833.10           | \$5,071.65         | 4.48%                  |
| TICKER: FHIFX                     |                  |                       |                       |                    |                    |                        |
| Vanguard Inflation Protected      | 4,050.89         | \$104,909.56          | \$103,216.58          | -\$1,692.98        | \$3,601.24         | 3.49%                  |
| Securities Fund                   |                  |                       |                       |                    |                    |                        |
| Class Admiral                     |                  |                       |                       |                    |                    |                        |
| TICKER: VAIPX                     |                  |                       |                       |                    |                    |                        |
| Wilmington Broad Market Bond Fund | 43,155.03        | \$415,966.50          | \$412,130.49          | -\$3,836.01        | \$9,494.11         | 2.30%                  |
| Institutional Shares              |                  |                       |                       |                    |                    |                        |
| TICKER: ARKIX                     |                  |                       |                       |                    |                    |                        |
| Wilmington Short Term Bond Fund-I | 12,518.86        | \$127,359.63          | \$124,938.26          | -\$2,421.37        | \$1,752.64         | 1.40%                  |
| TICKER: MVSTX                     |                  |                       |                       |                    |                    |                        |
| <b>Total Fixed Income</b>         |                  | <b>\$1,300,438.25</b> | <b>\$1,296,672.52</b> | <b>-\$3,765.73</b> | <b>\$40,170.70</b> |                        |
| <b>Equities</b>                   |                  |                       |                       |                    |                    |                        |
| Cambiar International Equity Fund | 15,374.12        | \$366,381.20          | \$368,671.30          | \$2,290.10         | \$6,487.88         | 1.76%                  |
| TICKER: CAMYX                     |                  |                       |                       |                    |                    |                        |

**Asset Detail Section (continued)**

**Statement of Value and Activity**

December 1, 2016 - December 31, 2016

| Description   | Shares/Par Value | Tax Cost     | Market Value | Unrealized G/L | Est. Ann. Inc. | Income Yield to Market |
|---|------------------|--------------|--------------|----------------|----------------|------------------------|
| Diamond Hill Large-Cap Fund<br>Class Institutional<br>TICKER: DHLRX         | 8,883.99         | \$193,422.39 | \$206,108.64 | \$12,686.25    | \$2,718.50     | 1.32%                  |
| JPMorgan U.S. Small Company Fund<br>TICKER: JUSSX                           | 13,019.20        | \$195,117.80 | \$238,251.40 | \$43,133.60    | \$1,109.50     | 0.47%                  |
| LSV Value Equity Fund Strategy<br>TICKER: LSVEX                             | 7,476.13         | \$106,035.26 | \$195,425.91 | \$89,390.65    | \$3,125.02     | 1.60%                  |
| Morgan Stanley Instl Fund Inc<br>Growth Portfolio<br>Class Is               | 4,887.80         | \$124,684.97 | \$172,637.06 | \$47,952.09    | \$0.00         | 0.00%                  |
| TICKER: MGRPX<br>Real Estate Select Sector SPDR Fund<br>TICKER: XLRE        | 665.00           | \$22,098.19  | \$20,448.75  | -\$1,649.44    | \$863.17       | 4.22%                  |
| SPDR Dow Jones International<br>Real Estate ETF<br>TICKER: RWX              | 1,450.00         | \$63,915.57  | \$52,316.00  | -\$11,599.57   | \$4,571.85     | 8.74%                  |
| T. Rowe Price Large Cap Growth Fund<br>Institutional Class<br>TICKER: TRLGX | 6,834.78         | \$98,262.17  | \$199,849.00 | \$101,586.83   | \$68.35        | 0.03%                  |
| Van ECK Emerging Markets Fund<br>TICKER: EMRIX                              | 5,549.31         | \$70,088.68  | \$72,141.02  | \$2,052.34     | \$0.00         | 0.00%                  |
| Vanguard Consumer Discretionary ETF<br>TICKER: VCR                          | 660.00           | \$75,776.25  | \$84,922.20  | \$9,145.95     | \$1,355.64     | 1.60%                  |
| Vanguard Consumer Staples ETF<br>TICKER: VDC                                | 290.00           | \$39,173.92  | \$38,857.10  | -\$316.82      | \$930.61       | 2.39%                  |
| Vanguard Energy ETF<br>TICKER: VDE  | 485.00           | \$40,945.32  | \$50,769.80  | \$9,824.48     | \$1,170.79     | 2.31%                  |



**Asset Detail Section (continued)**

**Statement of Value and Activity**

December 1, 2016 - December 31, 2016

| Description   | Shares/Par Value | Tax Cost     | Market Value | Unrealized G/L | Est. Ann. Inc. | Income Yield to Market |
|---|------------------|--------------|--------------|----------------|----------------|------------------------|
| Vanguard Financials ETF<br>TICKER: VFH                                    | 1,690.00         | \$80,456.89  | \$100,301.50 | \$19,844.61    | \$1,637.61     | 1.63%                  |
| Vanguard Health Care ETF<br>TICKER: VHT                                   | 785.00           | \$100,423.80 | \$99,514.45  | -\$909.35      | \$1,447.54     | 1.45%                  |
| Vanguard Industrials ETF<br>TICKER: VIS                                   | 650.00           | \$61,212.57  | \$77,519.00  | \$16,306.43    | \$1,405.30     | 1.81%                  |
| Vanguard Information Technology ETF<br>TICKER: VGT                        | 1,170.00         | \$114,246.02 | \$142,155.00 | \$27,908.98    | \$1,863.81     | 1.31%                  |
| Vanguard Institutional Index Fund<br>Class Institutional<br>TICKER: VINIX | 1,344.16         | \$150,844.86 | \$273,979.32 | \$123,134.46   | \$5,676.37     | 2.07%                  |
| Vanguard Materials ETF<br>TICKER: VAW                                     | 175.00           | \$17,239.34  | \$19,677.00  | \$2,437.66     | \$328.83       | 1.67%                  |
| Vanguard REIT ETF<br>TICKER: VNQ  | 715.00           | \$61,245.92  | \$59,008.95  | -\$2,236.97    | \$2,842.84     | 4.82%                  |
| Vanguard Telecommunication Services<br>ETF<br>TICKER: VOX                 | 190.00           | \$17,560.28  | \$19,028.50  | \$1,468.22     | \$508.44       | 2.67%                  |
| Vanguard Utilities ETF<br>TICKER: VPU                                     | 105.00           | \$11,272.01  | \$11,236.05  | -\$35.96       | \$358.37       | 3.19%                  |
| Wcm Focused International Growth<br>Fund<br>TICKER: WCMIX                 | 30,725.40        | \$380,564.68 | \$370,241.07 | -\$10,323.61   | \$1,877.01     | 0.51%                  |

Total Equities **\$2,390,968.09** **\$2,879,059.02** **\$482,090.93** **\$40,347.43**

**Asset Detail Section (continued)**

**Statement of Value and Activity**

December 1, 2016 - December 31, 2016

| Description   | Shares/Par Value | Tax Cost              | Market Value          | Unrealized G/L      | Est. Ann. Inc.     | Income Yield to Market |
|---|------------------|-----------------------|-----------------------|---------------------|--------------------|------------------------|
| Other   |                  |                       |                       |                     |                    |                        |
| Gleacher Diversified Strategies Fund Limited Class A Series 1-08 "Price Obtained by Non-M&T Independent Source" | 1.77             | \$2,425.62            | \$2,025.69            | -\$399.93           | \$0.00             | 0.00%                  |
| <b>Total Other</b>  |                  | <b>\$2,425.62</b>     | <b>\$2,025.69</b>     | <b>-\$399.93</b>    | <b>\$0.00</b>      |                        |
| <b>Total All Assets</b>   |                  | <b>\$3,764,528.27</b> | <b>\$4,242,453.54</b> | <b>\$477,925.27</b> | <b>\$80,588.54</b> |                        |
| Corporate Bonds   |                  | 57,264.50             | 60,981.00             |                     |                    |                        |
| U.S. Gov't and Agency Obligations   |                  | 82,259.96             | 88,272.30             |                     |                    |                        |
| Mutual Funds  |                  | 3,549,895.40          | 4,020,478.24          |                     |                    |                        |
| Other Mutual Funds  |                  | 2,425.62              | 2,025.69              |                     |                    |                        |



**Asset Detail Section**

**Statement of Value and Activity**

December 1, 2016 - December 31, 2016

**Asset Detail**

| <b>Description</b>                           | <b>Shares/Par Value</b> | <b>Tax Cost</b> | <b>Market Value</b> | <b>Unrealized G/L</b> | <b>Est. Ann. Inc.</b> | <b>Income Yield to Market</b> |
|--|-------------------------|-----------------|---------------------|-----------------------|-----------------------|-------------------------------|
| <b>Equities</b>                              |                         |                 |                     |                       |                       |                               |
| Abbott Laboratories<br>TICKER: ABT           | 298.00                  | \$11,752.41     | \$11,446.18         | -\$306.23             | \$315.88              | 2.76%                         |
| AFLAC Incorporated<br>TICKER: AFL            | 173.00                  | \$12,161.48     | \$12,040.80         | -\$120.68             | \$297.56              | 2.47%                         |
| Amerisource Bergen Corp<br>TICKER: ABC       | 157.00                  | \$12,406.83     | \$12,275.83         | -\$131.00             | \$229.22              | 1.87%                         |
| AMGEN Inc Com<br>TICKER: AMGN                | 124.00                  | \$19,354.67     | \$18,130.04         | -\$1,224.63           | \$570.40              | 3.15%                         |
| Automatic Data Processing Inc<br>TICKER: ADP | 204.00                  | \$18,500.61     | \$20,967.12         | \$2,466.51            | \$465.12              | 2.22%                         |
| Becton Dickinson & CO Com<br>TICKER: BDX     | 91.00                   | \$15,505.87     | \$15,065.05         | -\$440.82             | \$265.72              | 1.76%                         |
| Chevron Corp<br>TICKER: CVX                  | 85.00                   | \$8,749.46      | \$10,004.50         | \$1,255.04            | \$367.20              | 3.67%                         |
| Cullen Frost Bankers Inc Com<br>TICKER: CFR  | 133.00                  | \$8,497.97      | \$11,734.59         | \$3,236.62            | \$287.28              | 2.45%                         |
| CVS Health Corporation<br>TICKER: CVS        | 226.00                  | \$21,660.54     | \$17,833.66         | -\$3,826.88           | \$452.00              | 2.53%                         |

**Asset Detail Section (continued)**

**Statement of Value and Activity**

December 1, 2016 - December 31, 2016

| Description                                     | Shares/Par Value | Tax Cost    | Market Value | Unrealized G/L | Est. Ann. Inc. | Income Yield to Market |
|---|------------------|-------------|--------------|----------------|----------------|------------------------|
| Dollar General Corporation<br>TICKER: DG        | 287.00           | \$25,260.30 | \$21,256.09  | -\$4,002.21    | \$287.00       | 1.35%                  |
| Gilead Sciences Inc Com<br>TICKER: GILD         | 173.00           | \$14,639.14 | \$12,388.53  | -\$2,250.61    | \$325.24       | 2.63%                  |
| Illinois Tool Wks Inc Com<br>TICKER: ITW        | 156.00           | \$16,546.95 | \$19,103.76  | \$2,556.81     | \$405.60       | 2.12%                  |
| Johnson & Johnson<br>TICKER: JNJ                | 79.00            | \$9,393.19  | \$9,101.59   | -\$291.60      | \$252.80       | 2.78%                  |
| Kroger Company Common<br>TICKER: KR             | 428.00           | \$15,032.15 | \$14,770.28  | -\$261.87      | \$205.44       | 1.39%                  |
| Lowes Companies Incorporated<br>TICKER: LOW     | 237.00           | \$17,841.12 | \$16,855.44  | -\$985.68      | \$331.80       | 1.97%                  |
| Marsh & McLennan Cos Inc Com<br>TICKER: MMC     | 266.00           | \$17,632.35 | \$17,978.94  | \$346.59       | \$361.76       | 2.01%                  |
| Merck & Company Inc<br>TICKER: MRK              | 185.00           | \$11,069.01 | \$10,890.95  | -\$178.06      | \$347.80       | 3.19%                  |
| Microchip Technology Inc Com<br>TICKER: MCHP    | 283.00           | \$14,462.90 | \$18,154.45  | \$3,487.65     | \$408.09       | 2.25%                  |
| Occidental Petroleum Corp Common<br>TICKER: OXY | 192.00           | \$14,509.69 | \$13,676.16  | -\$833.53      | \$583.68       | 4.27%                  |
| OMNICOM Group Inc Com<br>TICKER: OMC            | 254.00           | \$21,036.41 | \$21,617.94  | \$581.53       | \$558.80       | 2.58%                  |
| Philip Morris International Inc<br>TICKER: PM   | 175.00           | \$17,630.78 | \$16,010.75  | -\$1,620.03    | \$728.00       | 4.55%                  |
| Procter & Gamble CO Com<br>TICKER: PG           | 127.00           | \$10,629.55 | \$10,678.16  | \$48.61        | \$340.11       | 3.18%                  |
| Reynolds American Inc<br>TICKER: RAI            | 335.00           | \$16,682.79 | \$18,773.40  | \$2,090.61     | \$616.40       | 3.28%                  |



**Asset Detail Section (continued)**

**Statement of Value and Activity**

December 1, 2016 - December 31, 2016

| Description  | Shares/Par Value | Tax Cost    | Market Value | Unrealized G/L | Est. Ann. Inc. | Income Yield to Market |
|--|------------------|-------------|--------------|----------------|----------------|------------------------|
| Royal Dutch Shell PLC<br>American Depository Receipts<br>Class A<br>TICKER: RDSA | 230.00           | \$11,988.57 | \$12,507.40  | \$518.83       | \$735.08       | 5.88%                  |
| State Street Corp<br>TICKER: STT   | 239.00           | \$13,429.65 | \$18,575.08  | \$5,145.43     | \$363.28       | 1.96%                  |
| The J M Smucker Company<br>TICKER: SJM   | 85.00            | \$12,552.95 | \$10,885.10  | -\$1,667.85    | \$255.00       | 2.34%                  |
| UnitedHealth Group Inc<br>TICKER: UNH  | 127.00           | \$17,651.19 | \$20,325.08  | \$2,673.89     | \$317.50       | 1.56%                  |
| W W Grainger Inc Com<br>TICKER: GWW  | 85.00            | \$19,059.05 | \$19,741.25  | \$682.20       | \$414.80       | 2.10%                  |
| 3M CO<br>TICKER: MMM   | 82.00            | \$14,101.37 | \$14,642.74  | \$541.37       | \$364.08       | 2.49%                  |

**Total Equities** \$439,738.95 \$447,432.86 \$7,490.01 \$11,452.64