



See a Social Security Number? Say Something!
Report Privacy Problems to <https://public.resource.org/privacy>
Or call the IRS Identity Theft Hotline at 1-800-908-4490



Return of Private Foundation
or Section 4947(a)(1) Trust Treated as Private Foundation

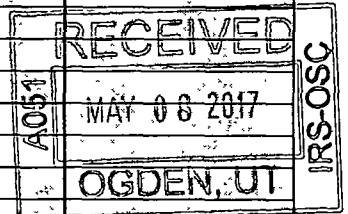
Do not enter social security numbers on this form as it may be made public.

Information about Form 990-PF and its separate instructions is at www.irs.gov/form990pf.

For calendar year 2016 or tax year beginning , and ending

Name of foundation DWECK CHARITABLE FUND, INC.		A Employer identification number 26-2050358
Number and street (or P O box number if mail is not delivered to street address) 550 SE MIZNER BLVD.	Room/suite B607	B Telephone number 3015899000
City or town, state or province, country, and ZIP or foreign postal code BOCA RATON, FL 33432		C If exemption application is pending, check here <input type="checkbox"/>
G Check all that apply: <input type="checkbox"/> Initial return <input type="checkbox"/> Initial return of a former public charity <input type="checkbox"/> Final return <input type="checkbox"/> Amended return <input type="checkbox"/> Address change <input type="checkbox"/> Name change		D 1. Foreign organizations, check here <input type="checkbox"/> 2. Foreign organizations meeting the 85% test, check here and attach computation <input type="checkbox"/>
H Check type of organization: <input checked="" type="checkbox"/> Section 501(c)(3) exempt private foundation <input type="checkbox"/> Section 4947(a)(1) nonexempt charitable trust <input type="checkbox"/> Other taxable private foundation		E If private foundation status was terminated under section 507(b)(1)(A), check here <input type="checkbox"/>
I Fair market value of all assets at end of year (from Part II, col. (c), line 16) \$ 2,220,926. (Part I, column (d) must be on cash basis)	J Accounting method: <input type="checkbox"/> Cash <input checked="" type="checkbox"/> Accrual <input type="checkbox"/> Other (specify) _____	F If the foundation is in a 60-month termination under section 507(b)(1)(B), check here <input type="checkbox"/>

Part I Analysis of Revenue and Expenses (The total of amounts in columns (b), (c), and (d) may not necessarily equal the amounts in column (a))		(a) Revenue and expenses per books	(b) Net investment income	(c) Adjusted net income	(d) Disbursements for charitable purposes (cash basis only)
1 Contributions, gifts, grants, etc., received					
2 Check <input checked="" type="checkbox"/> if the foundation is not required to attach Sch B					
3 Interest on savings and temporary cash investments					
4 Dividends and interest from securities		23,567.	23,567.	23,567.	STATEMENT 1
5a Gross rents					
b Net rental income or (loss)					
6a Net gain or (loss) from sale of assets not on line 10		-4,900.			
b Gross sales price for all assets on line 6a 402,883.					
7 Capital gain net income (from Part IV, line 2)			0.		
8 Net short-term capital gain				N/A	
9 Income modifications					
10a Gross sales less returns and allowances					
b Less Cost of goods sold					
c Gross profit or (loss)					
11 Other income					
12 Total. Add lines 1 through 11		18,667.	23,567.	23,567.	
13 Compensation of officers, directors, trustees, etc		0.	0.	0.	0.
14 Other employee salaries and wages					
15 Pension plans, employee benefits					
16a Legal fees					
b Accounting fees STMT 2		3,850.	0.	0.	3,850.
c Other professional fees STMT 3		5,668.	5,668.	5,668.	0.
17 Interest					
18 Taxes STMT 4		1,047.	877.	877.	0.
19 Depreciation and depletion					
20 Occupancy					
21 Travel, conferences, and meetings					
22 Printing and publications					
23 Other expenses					
24 Total operating and administrative expenses. Add lines 13 through 23		10,565.	6,545.	6,545.	3,850.
25 Contributions, gifts, grants paid		111,150.			111,150.
26 Total expenses and disbursements. Add lines 24 and 25		121,715.	6,545.	6,545.	115,000.
27 Subtract line 26 from line 12:					
a Excess of revenue over expenses and disbursements		-103,048.			
b Net investment income (if negative, enter -0-)			17,022.		
c Adjusted net income (if negative, enter -0-)				17,022.	



SCANNED MAY 10 2017

Operating and Administrative Expenses

10

Part II Balance Sheets		Attached schedules and amounts in the description column should be for end-of-year amounts only		Beginning of year	End of year		
		(a) Book Value	(b) Book Value	(c) Fair Market Value			
Assets	1	Cash - non-interest-bearing		17,761.	24,986.	24,986.	
	2	Savings and temporary cash investments					
	3	Accounts receivable					
		Less: allowance for doubtful accounts					
	4	Pledges receivable					
		Less: allowance for doubtful accounts					
	5	Grants receivable					
	6	Receivables due from officers, directors, trustees, and other disqualified persons					
	7	Other notes and loans receivable					
		Less: allowance for doubtful accounts					
	8	Inventories for sale or use					
	9	Prepaid expenses and deferred charges					
	10a	Investments - U.S. and state government obligations					
	b	Investments - corporate stock STMT 5			2,115,312.	2,005,292.	2,193,555.
	c	Investments - corporate bonds					
	11	Investments - land, buildings, and equipment: basis					
	Less: accumulated depreciation						
12	Investments - mortgage loans						
13	Investments - other STMT 6			567.	715.	715.	
14	Land, buildings, and equipment: basis						
	Less: accumulated depreciation						
15	Other assets (describe INCOME TAX RECEIVAB)			2,070.	1,670.	1,670.	
16	Total assets (to be completed by all filers - see the instructions. Also, see page 1, item I)			2,135,710.	2,032,663.	2,220,926.	
Liabilities	17	Accounts payable and accrued expenses					
	18	Grants payable					
	19	Deferred revenue					
	20	Loans from officers, directors, trustees, and other disqualified persons					
	21	Mortgages and other notes payable					
	22	Other liabilities (describe OTHER PAYABLE)			9,548.	9,549.	
23	Total liabilities (add lines 17 through 22)			9,548.	9,549.		
Net Assets or Fund Balances	Foundations that follow SFAS 117, check here <input type="checkbox"/> and complete lines 24 through 26 and lines 30 and 31.						
	24	Unrestricted					
	25	Temporarily restricted					
	26	Permanently restricted					
	Foundations that do not follow SFAS 117, check here <input checked="" type="checkbox"/> and complete lines 27 through 31.						
	27	Capital stock, trust principal, or current funds			0.	0.	
	28	Paid-in or capital surplus, or land, bldg., and equipment fund			0.	0.	
29	Retained earnings, accumulated income, endowment, or other funds			2,126,162.	2,023,114.		
30	Total net assets or fund balances			2,126,162.	2,023,114.		
31	Total liabilities and net assets/fund balances			2,135,710.	2,032,663.		

Part III Analysis of Changes in Net Assets or Fund Balances

1	Total net assets or fund balances at beginning of year - Part II, column (a), line 30 (must agree with end-of-year figure reported on prior year's return)	1	2,126,162.
2	Enter amount from Part I, line 27a	2	-103,048.
3	Other increases not included in line 2 (itemize)	3	0.
4	Add lines 1, 2, and 3	4	2,023,114.
5	Decreases not included in line 2 (itemize)	5	0.
6	Total net assets or fund balances at end of year (line 4 minus line 5) - Part II, column (b), line 30	6	2,023,114.

Part IV Capital Gains and Losses for Tax on Investment Income

(a) List and describe the kind(s) of property sold (e.g., real estate, 2-story brick warehouse; or common stock, 200 shs. MLC Co.)	(b) How acquired P - Purchase D - Donation	(c) Date acquired (mo., day, yr.)	(d) Date sold (mo., day, yr.)
1a PUBLICLY TRADED SECURITIES SHORT TERM		VARIOUS	VARIOUS
b PUBLICLY TRADED SECURITIES LONG TERM		VARIOUS	VARIOUS
c CAPITAL GAIN DISTRIBUTIONS		VARIOUS	VARIOUS
d			
e			

(e) Gross sales price	(f) Depreciation allowed (or allowable)	(g) Cost or other basis plus expense of sale	(h) Gain or (loss) (e) plus (f) minus (g)
a 110,064.		122,889.	-12,825.
b 257,498.		284,894.	-27,396.
c 35,321.			35,321.
d			
e			

Complete only for assets showing gain in column (h) and owned by the foundation on 12/31/69			(I) Gains (Col. (h) gain minus col. (k), but not less than -0-) or Losses (from col. (h))
(i) F.M.V. as of 12/31/69	(j) Adjusted basis as of 12/31/69	(k) Excess of col. (i) over col. (j), if any	
a			-12,825.
b			-27,396.
c			35,321.
d			
e			

2 Capital gain net income or (net capital loss)	{ If gain, also enter in Part I, line 7 If (loss), enter -0- in Part I, line 7	2	-4,900.
3 Net short-term capital gain or (loss) as defined in sections 1222(5) and (6): If gain, also enter in Part I, line 8, column (c). If (loss), enter -0- in Part I, line 8		3	-12,825.

Part V Qualification Under Section 4940(e) for Reduced Tax on Net Investment Income

(For optional use by domestic private foundations subject to the section 4940(a) tax on net investment income.)

If section 4940(d)(2) applies, leave this part blank.

Was the foundation liable for the section 4942 tax on the distributable amount of any year in the base period? Yes No
 If "Yes," the foundation does not qualify under section 4940(e). Do not complete this part.

1 Enter the appropriate amount in each column for each year; see the instructions before making any entries.

(a) Base period years Calendar year (or tax year beginning in)	(b) Adjusted qualifying distributions	(c) Net value of noncharitable-use assets	(d) Distribution ratio (col. (b) divided by col. (c))
2015	82,200.	2,270,773.	.036199
2014	95,309.	1,874,170.	.050854
2013	68,248.	1,725,714.	.039548
2012	82,750.	1,600,747.	.051695
2011	81,850.	1,697,732.	.048211

2 Total of line 1, column (d)	2	.226507
3 Average distribution ratio for the 5-year base period - divide the total on line 2 by 5, or by the number of years the foundation has been in existence if less than 5 years	3	.045301
4 Enter the net value of noncharitable-use assets for 2016 from Part X, line 5	4	2,135,970.
5 Multiply line 4 by line 3	5	96,762.
6 Enter 1% of net investment income (1% of Part I, line 27b)	6	170.
7 Add lines 5 and 6	7	96,932.
8 Enter qualifying distributions from Part XII, line 4	8	115,000.

If line 8 is equal to or greater than line 7, check the box in Part VI, line 1b, and complete that part using a 1% tax rate. See the Part VI instructions.

Part VI Excise Tax Based on Investment Income (Section 4940(a), 4940(b), 4940(e), or 4948 - see instructions)

1a Exempt operating foundations described in section 4940(d)(2), check here <input type="checkbox"/> and enter "N/A" on line 1. Date of ruling or determination letter: _____ (attach copy of letter if necessary-see instructions)			
b Domestic foundations that meet the section 4940(e) requirements in Part V, check here <input checked="" type="checkbox"/> and enter 1% of Part I, line 27b		1	170.
c All other domestic foundations enter 2% of line 27b. Exempt foreign organizations enter 4% of Part I, line 12, col. (b).			
2 Tax under section 511 (domestic section 4947(a)(1) trusts and taxable foundations only. Others enter -0-)		2	0.
3 Add lines 1 and 2		3	170.
4 Subtitle A (income) tax (domestic section 4947(a)(1) trusts and taxable foundations only. Others enter -0-)		4	0.
5 Tax based on investment income. Subtract line 4 from line 3. If zero or less, enter -0-		5	170.
6 Credits/Payments:			
a 2016 estimated tax payments and 2015 overpayment credited to 2016	6a	1,840.	
b Exempt foreign organizations - tax withheld at source	6b		
c Tax paid with application for extension of time to file (Form 8868)	6c		
d Backup withholding erroneously withheld	6d		
7 Total credits and payments. Add lines 6a through 6d	7	1,840.	
8 Enter any penalty for underpayment of estimated tax. Check here <input type="checkbox"/> if Form 2220 is attached	8		
9 Tax due. If the total of lines 5 and 8 is more than line 7, enter amount owed	9		
10 Overpayment. If line 7 is more than the total of lines 5 and 8, enter the amount overpaid	10	1,670.	
11 Enter the amount of line 10 to be: Credited to 2017 estimated tax <input checked="" type="checkbox"/> 1,670. Refunded <input type="checkbox"/>	11	0.	

Part VII-A Statements Regarding Activities

	Yes	No
1a During the tax year, did the foundation attempt to influence any national, state, or local legislation or did it participate or intervene in any political campaign?		X
b Did it spend more than \$100 during the year (either directly or indirectly) for political purposes (see instructions for the definition)? <i>If the answer is "Yes" to 1a or 1b, attach a detailed description of the activities and copies of any materials published or distributed by the foundation in connection with the activities.</i>		X
c Did the foundation file Form 1120-POL for this year?		X
d Enter the amount (if any) of tax on political expenditures (section 4955) imposed during the year (1) On the foundation. ▶ \$ 0. (2) On foundation managers. ▶ \$ 0.		
e Enter the reimbursement (if any) paid by the foundation during the year for political expenditure tax imposed on foundation managers. ▶ \$ 0.		
2 Has the foundation engaged in any activities that have not previously been reported to the IRS? <i>If "Yes," attach a detailed description of the activities.</i>		X
3 Has the foundation made any changes, not previously reported to the IRS, in its governing instrument, articles of incorporation, or bylaws, or other similar instruments? <i>If "Yes," attach a conformed copy of the changes</i>		X
4a Did the foundation have unrelated business gross income of \$1,000 or more during the year?		X
b If "Yes," has it filed a tax return on Form 990-T for this year? N/A		
5 Was there a liquidation, termination, dissolution, or substantial contraction during the year? <i>If "Yes," attach the statement required by General Instruction T</i>		X
6 Are the requirements of section 508(e) (relating to sections 4941 through 4945) satisfied either: • By language in the governing instrument, or • By state legislation that effectively amends the governing instrument so that no mandatory directions that conflict with the state law remain in the governing instrument?		X
7 Did the foundation have at least \$5,000 in assets at any time during the year? <i>If "Yes," complete Part II, col. (c), and Part XV</i>	X	
8a Enter the states to which the foundation reports or with which it is registered (see instructions) ▶ MD		
b If the answer is "Yes" to line 7, has the foundation furnished a copy of Form 990-PF to the Attorney General (or designate) of each state as required by General Instruction G? <i>If "No," attach explanation</i>	X	
9 Is the foundation claiming status as a private operating foundation within the meaning of section 4942(j)(3) or 4942(j)(5) for calendar year 2016 or the taxable year beginning in 2016 (see instructions for Part XIV)? <i>If "Yes," complete Part XIV</i>		X
10 Did any persons become substantial contributors during the tax year? <i>If "Yes," attach a schedule listing their names and addresses</i>		X

Part VII-A Statements Regarding Activities (continued)

	Yes	No
11 At any time during the year, did the foundation, directly or indirectly, own a controlled entity within the meaning of section 512(b)(13)? If "Yes," attach schedule (see instructions)		X
12 Did the foundation make a distribution to a donor advised fund over which the foundation or a disqualified person had advisory privileges? If "Yes," attach statement (see instructions)		X
13 Did the foundation comply with the public inspection requirements for its annual returns and exemption application? Website address ► N/A	X	
14 The books are in care of ► BERLIN, RAMOS & COMPANY Telephone no. ► 301-589-9000 Located at ► 11200 ROCKVILLE PIKE, SUITE 400, NORTH BETHESDA, ZIP+4 ► 20852		
15 Section 4947(a)(1) nonexempt charitable trusts filing Form 990-PF in lieu of Form 1041 - Check here and enter the amount of tax-exempt interest received or accrued during the year	N/A	
16 At any time during calendar year 2016, did the foundation have an interest in or a signature or other authority over a bank, securities, or other financial account in a foreign country? See the instructions for exceptions and filing requirements for FinCEN Form 114. If "Yes," enter the name of the foreign country ►		X

Part VII-B Statements Regarding Activities for Which Form 4720 May Be Required

File Form 4720 if any item is checked in the "Yes" column, unless an exception applies.

	Yes	No
1a During the year did the foundation (either directly or indirectly):		
(1) Engage in the sale or exchange, or leasing of property with a disqualified person? <input type="checkbox"/> Yes <input checked="" type="checkbox"/> No		
(2) Borrow money from, lend money to, or otherwise extend credit to (or accept it from) a disqualified person? <input type="checkbox"/> Yes <input checked="" type="checkbox"/> No		
(3) Furnish goods, services, or facilities to (or accept them from) a disqualified person? <input type="checkbox"/> Yes <input checked="" type="checkbox"/> No		
(4) Pay compensation to, or pay or reimburse the expenses of, a disqualified person? <input type="checkbox"/> Yes <input checked="" type="checkbox"/> No		
(5) Transfer any income or assets to a disqualified person (or make any of either available for the benefit or use of a disqualified person)? <input type="checkbox"/> Yes <input checked="" type="checkbox"/> No		
(6) Agree to pay money or property to a government official? (Exception. Check "No" if the foundation agreed to make a grant to or to employ the official for a period after termination of government service, if terminating within 90 days.) <input type="checkbox"/> Yes <input checked="" type="checkbox"/> No		
b If any answer is "Yes" to 1a(1)-(6), did any of the acts fail to qualify under the exceptions described in Regulations section 53.4941(d)-3 or in a current notice regarding disaster assistance (see instructions)? Organizations relying on a current notice regarding disaster assistance check here	N/A	
c Did the foundation engage in a prior year in any of the acts described in 1a, other than excepted acts, that were not corrected before the first day of the tax year beginning in 2016?		X
2 Taxes on failure to distribute income (section 4942) (does not apply for years the foundation was a private operating foundation defined in section 4942(j)(3) or 4942(j)(5)):		
a At the end of tax year 2016, did the foundation have any undistributed income (lines 6d and 6e, Part XIII) for tax year(s) beginning before 2016? If "Yes," list the years ►	<input type="checkbox"/> Yes <input checked="" type="checkbox"/> No	
b Are there any years listed in 2a for which the foundation is not applying the provisions of section 4942(a)(2) (relating to incorrect valuation of assets) to the year's undistributed income? (If applying section 4942(a)(2) to all years listed, answer "No" and attach statement - see instructions.)	N/A	
c If the provisions of section 4942(a)(2) are being applied to any of the years listed in 2a, list the years here. ►		
3a Did the foundation hold more than a 2% direct or indirect interest in any business enterprise at any time during the year? <input type="checkbox"/> Yes <input checked="" type="checkbox"/> No		
b If "Yes," did it have excess business holdings in 2016 as a result of (1) any purchase by the foundation or disqualified persons after May 26, 1969; (2) the lapse of the 5-year period (or longer period approved by the Commissioner under section 4943(c)(7)) to dispose of holdings acquired by gift or bequest; or (3) the lapse of the 10-, 15-, or 20-year first phase holding period? (Use Schedule C, Form 4720, to determine if the foundation had excess business holdings in 2016.)	N/A	
4a Did the foundation invest during the year any amount in a manner that would jeopardize its charitable purposes?		X
b Did the foundation make any investment in a prior year (but after December 31, 1969) that could jeopardize its charitable purpose that had not been removed from jeopardy before the first day of the tax year beginning in 2016?		X

Part VII-B Statements Regarding Activities for Which Form 4720 May Be Required (continued)

5a During the year did the foundation pay or incur any amount to:

(1) Carry on propaganda, or otherwise attempt to influence legislation (section 4945(e))? Yes No

(2) Influence the outcome of any specific public election (see section 4955); or to carry on, directly or indirectly, any voter registration drive? Yes No

(3) Provide a grant to an individual for travel, study, or other similar purposes? Yes No

(4) Provide a grant to an organization other than a charitable, etc., organization described in section 4945(d)(4)(A)? (see instructions) Yes No

(5) Provide for any purpose other than religious, charitable, scientific, literary, or educational purposes, or for the prevention of cruelty to children or animals? Yes No

b If any answer is "Yes" to 5a(1)-(5), did any of the transactions fail to qualify under the exceptions described in Regulations section 53.4945 or in a current notice regarding disaster assistance (see instructions)? Yes No
 Organizations relying on a current notice regarding disaster assistance check here N/A

c If the answer is "Yes" to question 5a(4), does the foundation claim exemption from the tax because it maintained expenditure responsibility for the grant? Yes No
 If "Yes," attach the statement required by Regulations section 53.4945-5(d) N/A

6a Did the foundation, during the year, receive any funds, directly or indirectly, to pay premiums on a personal benefit contract? Yes No

b Did the foundation, during the year, pay premiums, directly or indirectly, on a personal benefit contract? Yes No
 If "Yes" to 6b, file Form 8870.

7a At any time during the tax year, was the foundation a party to a prohibited tax shelter transaction? Yes No

b If "Yes," did the foundation receive any proceeds or have any net income attributable to the transaction? Yes No N/A

Part VIII Information About Officers, Directors, Trustees, Foundation Managers, Highly Paid Employees, and Contractors

1 List all officers, directors, trustees, foundation managers and their compensation.

(a) Name and address	(b) Title, and average hours per week devoted to position	(c) Compensation (if not paid, enter -0-)	(d) Contributions to employee benefit plans and deferred compensation	(e) Expense account, other allowances
ABOUD DWECK 550 SE MIZNER BLVD. B607 BOCA RATON, FL 33432	DIRECTOR 0.00	0.	0.	0.
AMY F. DWECK 550 SE MIZNER BLVD. B607 BOCA RATON, FL 33432	DIRECTOR 0.00	0.	0.	0.

2 Compensation of five highest-paid employees (other than those included on line 1). If none, enter "NONE."

(a) Name and address of each employee paid more than \$50,000	(b) Title, and average hours per week devoted to position	(c) Compensation	(d) Contributions to employee benefit plans and deferred compensation	(e) Expense account, other allowances
NONE				

Total number of other employees paid over \$50,000 0

Part VIII Information About Officers, Directors, Trustees, Foundation Managers, Highly Paid Employees, and Contractors (continued)

3 Five highest-paid independent contractors for professional services. If none, enter "NONE."

(a) Name and address of each person paid more than \$50,000	(b) Type of service	(c) Compensation
NONE		

Total number of others receiving over \$50,000 for professional services 0

Part IX-A Summary of Direct Charitable Activities

List the foundation's four largest direct charitable activities during the tax year. Include relevant statistical information such as the number of organizations and other beneficiaries served, conferences convened, research papers produced, etc.	Expenses
1 N/A	
2	
3	
4	

Part IX-B Summary of Program-Related Investments

Describe the two largest program-related investments made by the foundation during the tax year on lines 1 and 2.	Amount
1 N/A	
2	
3 All other program-related investments. See instructions.	

Total. Add lines 1 through 3 0.

Part X Minimum Investment Return (All domestic foundations must complete this part. Foreign foundations, see instructions.)

1	Fair market value of assets not used (or held for use) directly in carrying out charitable, etc., purposes:		
a	Average monthly fair market value of securities	1a	2,137,863.
b	Average of monthly cash balances	1b	30,634.
c	Fair market value of all other assets	1c	
d	Total (add lines 1a, b, and c)	1d	2,168,497.
e	Reduction claimed for blockage or other factors reported on lines 1a and 1c (attach detailed explanation)	1e	0.
2	Acquisition indebtedness applicable to line 1 assets	2	0.
3	Subtract line 2 from line 1d	3	2,168,497.
4	Cash deemed held for charitable activities. Enter 1 1/2% of line 3 (for greater amount, see instructions)	4	32,527.
5	Net value of noncharitable-use assets. Subtract line 4 from line 3. Enter here and on Part V, line 4	5	2,135,970.
6	Minimum investment return. Enter 5% of line 5	6	106,799.

Part XI Distributable Amount (see instructions) (Section 4942(j)(3) and (j)(5) private operating foundations and certain foreign organizations check here and do not complete this part.)

1	Minimum investment return from Part X, line 6	1	106,799.
2a	Tax on investment income for 2016 from Part VI, line 5	2a	170.
b	Income tax for 2016. (This does not include the tax from Part VI.)	2b	
c	Add lines 2a and 2b	2c	170.
3	Distributable amount before adjustments. Subtract line 2c from line 1	3	106,629.
4	Recoveries of amounts treated as qualifying distributions	4	0.
5	Add lines 3 and 4	5	106,629.
6	Deduction from distributable amount (see instructions)	6	0.
7	Distributable amount as adjusted. Subtract line 6 from line 5. Enter here and on Part XIII, line 1	7	106,629.

Part XII Qualifying Distributions (see instructions)

1	Amounts paid (including administrative expenses) to accomplish charitable, etc., purposes:		
a	Expenses, contributions, gifts, etc. - total from Part I, column (d), line 26	1a	115,000.
b	Program-related investments - total from Part IX-B	1b	0.
2	Amounts paid to acquire assets used (or held for use) directly in carrying out charitable, etc., purposes	2	
3	Amounts set aside for specific charitable projects that satisfy the:		
a	Suitability test (prior IRS approval required)	3a	
b	Cash distribution test (attach the required schedule)	3b	
4	Qualifying distributions. Add lines 1a through 3b. Enter here and on Part V, line 8, and Part XIII, line 4	4	115,000.
5	Foundations that qualify under section 4940(e) for the reduced rate of tax on net investment income. Enter 1% of Part I, line 27b	5	170.
6	Adjusted qualifying distributions. Subtract line 5 from line 4	6	114,830.

Note: The amount on line 6 will be used in Part V, column (b), in subsequent years when calculating whether the foundation qualifies for the section 4940(e) reduction of tax in those years.

Part XIII Undistributed Income (see instructions)

	(a) Corpus	(b) Years prior to 2015	(c) 2015	(d) 2016
1 Distributable amount for 2016 from Part XI, line 7				106,629.
2 Undistributed income, if any, as of the end of 2016				
a Enter amount for 2015 only			110,569.	
b Total for prior years:		0.		
3 Excess distributions carryover, if any, to 2016:				
a From 2011				
b From 2012				
c From 2013				
d From 2014				
e From 2015				
f Total of lines 3a through e	0.			
4 Qualifying distributions for 2016 from Part XII, line 4: ▶ \$ 115,000.				
a Applied to 2015, but not more than line 2a			110,569.	
b Applied to undistributed income of prior years (Election required - see instructions)		0.		
c Treated as distributions out of corpus (Election required - see instructions)	0.			
d Applied to 2016 distributable amount				4,431.
e Remaining amount distributed out of corpus	0.			
5 Excess distributions carryover applied to 2016 (If an amount appears in column (d), the same amount must be shown in column (a))	0.			0.
6 Enter the net total of each column as indicated below:				
a Corpus Add lines 3f, 4c, and 4e Subtract line 5	0.			
b Prior years' undistributed income. Subtract line 4b from line 2b		0.		
c Enter the amount of prior years' undistributed income for which a notice of deficiency has been issued, or on which the section 4942(a) tax has been previously assessed		0.		
d Subtract line 6c from line 6b. Taxable amount - see instructions		0.		
e Undistributed income for 2015. Subtract line 4a from line 2a. Taxable amount - see instr.			0.	
f Undistributed income for 2016. Subtract lines 4d and 5 from line 1. This amount must be distributed in 2017				102,198.
7 Amounts treated as distributions out of corpus to satisfy requirements imposed by section 170(b)(1)(F) or 4942(g)(3) (Election may be required - see instructions)	0.			
8 Excess distributions carryover from 2011 not applied on line 5 or line 7	0.			
9 Excess distributions carryover to 2017. Subtract lines 7 and 8 from line 6a	0.			
10 Analysis of line 9:				
a Excess from 2012				
b Excess from 2013				
c Excess from 2014				
d Excess from 2015				
e Excess from 2016				

Part XV Supplementary Information (continued)

3 Grants and Contributions Paid During the Year or Approved for Future Payment				
Recipient	If recipient is an individual, show any relationship to any foundation manager or substantial contributor	Foundation status of recipient	Purpose of grant or contribution	Amount
Name and address (home or business)				
a Paid during the year				
SEE ATTACHED STATEMENT 8				111,150.
Total			▶ 3a	111,150.
b Approved for future payment				
NONE				
Total			▶ 3b	0.

FORM 990-PF

DIVIDENDS AND INTEREST FROM SECURITIES

STATEMENT 1

SOURCE	GROSS AMOUNT	CAPITAL GAINS DIVIDENDS	(A) REVENUE PER BOOKS	(B) NET INVEST- MENT INCOME	(C) ADJUSTED NET INCOME
BESSEMER TRUST NON QUALIFIED DIVIDENDS	839.	0.	839.	839.	839.
BESSEMER TRUST QUALIFIED DIVIDENDS	22,550.	0.	22,550.	22,550.	22,550.
INTEREST INCOME	178.	0.	178.	178.	178.
TO PART I, LINE 4	23,567.	0.	23,567.	23,567.	23,567.

FORM 990-PF

ACCOUNTING FEES

STATEMENT 2

DESCRIPTION	(A) EXPENSES PER BOOKS	(B) NET INVEST- MENT INCOME	(C) ADJUSTED NET INCOME	(D) CHARITABLE PURPOSES
BERLIN RAMOS FEES	3,850.	0.	0.	3,850.
TO FORM 990-PF, PG 1, LN 16B	3,850.	0.	0.	3,850.

FORM 990-PF

OTHER PROFESSIONAL FEES

STATEMENT 3

DESCRIPTION	(A) EXPENSES PER BOOKS	(B) NET INVEST- MENT INCOME	(C) ADJUSTED NET INCOME	(D) CHARITABLE PURPOSES
BESSEMER ADVISORY FEES	5,668.	5,668.	5,668.	0.
TO FORM 990-PF, PG 1, LN 16C	5,668.	5,668.	5,668.	0.

FORM 990-PF	TAXES			STATEMENT 4
DESCRIPTION	(A) EXPENSES PER BOOKS	(B) NET INVEST- MENT INCOME	(C) ADJUSTED NET INCOME	(D) CHARITABLE PURPOSES
BESSEMER TRUST FOREIGN TAX PD	877.	877.	877.	0.
INCOME TAX & EXCISE TAX EXP.	170.	0.	0.	0.
TO FORM 990-PF, PG 1, LN 18	1,047.	877.	877.	0.

FORM 990-PF	CORPORATE STOCK		STATEMENT 5
DESCRIPTION	BOOK VALUE	FAIR MARKET VALUE	
BESSEMER TRUST - STOCKS	2,005,292.	2,193,555.	
TOTAL TO FORM 990-PF, PART II, LINE 10B	2,005,292.	2,193,555.	

FORM 990-PF	OTHER INVESTMENTS		STATEMENT 6
DESCRIPTION	VALUATION METHOD	BOOK VALUE	FAIR MARKET VALUE
BESSEMER ACCRUED INVEST INCOME	COST	715.	715.
TOTAL TO FORM 990-PF, PART II, LINE 13		715.	715.

FORM 990-PF	OTHER ASSETS		STATEMENT 7
DESCRIPTION	BEGINNING OF YR BOOK VALUE	END OF YEAR BOOK VALUE	FAIR MARKET VALUE
INCOME TAX RECEIVABLE	2,070.	1,670.	1,670.
TO FORM 990-PF, PART II, LINE 15	2,070.	1,670.	1,670.

DWECK CHARITABLE FUND, INC.
CHARITABLE CONTRIBUTIONS
 EIN 26-2050358
 12/31/16

STATEMENT #8
CONTRIBUTIONS PAID - Page 11, Part XV, Line 3(a):

Recipient Name and Address	Relationship Substantial Contributor and Foundation Status of Recipient	Purpose of Grant or Contribution	Amount
Adopt-A-Family 3301 Green St Claymont, DE 19703	NONE PC	Civic	6,000.00
Ruth & Norman Raies Jewish Family Services 21300 Ruth & Baron Coleman Blvd, Boca Raton, Florida 33428	NONE PC	Civic	10,000.00
Safe Shores 429 O Street NW Washington, DC 20001	NONE PC	Civic	20,000.00
Jewish Federation of South Palm Beach County 9901 Donna Klein Blvd Boca Raton, FL 33428	NONE PC	Civic	10,000.00
Jewish Federation of Greater Washington 6101 Executive Blvd Rockville, MD 20852	NONE PC	Civic	10,000.00
Tikkun Olam Women's Foundation 6101 Executive Blvd North Bethesda, MD 20852	NONE PC	Civic	3,000.00
Sitar Arts Center 1700 Kalorama Rd, NW Ste101 Washington, DC 20009	NONE PC	Civic	16,650.00
Feeding S. Florida 2501 SW 32nd Terrace Pembroke Park, FL 33023	NONE PC	Civic	12,000.00
CHARITY WATER 200 Vanck St, Suite 201 New York, NY 10014	NONE PC	Civic	7,500.00
Fisher House Foundation 111 Rockville Pike # 420 Rockville, MD 20850	NONE PC	Civic	10,000.00
National Military Family Association 3601 Eisenhower Ave Suite 425 Alexandria, VA 22304	NONE PC	Civic	6,000.00
Total			<u>111,150.00</u>

Bessemer Trust Company N.A.

Account 8G9454

2016

02/17/2017

Proceeds Not Reported to the IRS

Sales transactions are organized into sections according to term (long, short or undetermined) For tax lots whose term is undetermined, use your historical documents to establish the cost basis and date of purchase

Several columns include both an amount and a qualifying notation to its right Where proceeds are the result of an option exercise or assignment, there is indication of whether the amount is N (net of option premium) or G (Gross). Accrued market discount and Wash sale loss disallowed appear in the same column, identified by the letters D or W, respectively. Where you are not permitted to recognize a loss, an indication of X (change in control or capital structure) or Z (other corporate action) is used

Some tax lots may have notations in the column of additional information because they require special treatment on your tax returns Sales of securities such as Contingent Payment Debt Instruments (CPDI) are marked as "Ordinary" because gains and losses on these instruments generally do not qualify as short- or long-term capital transactions Similarly, sales of collectibles, noted as "12- [X] Collectible," are handled distinctly under the tax code. You may wish to consult with your tax advisor, the IRS or your state tax authority regarding the proper treatment for these scenarios

Closing of written options is presented in a distinct manner in accordance with IRS regulation For these transactions the Cost or other basis is always presented as \$0.00 and the Proceeds is the net of the amount received when the option was written and the cost to close the position

SHORT TERM TRANSACTIONS [Ordinary gains or losses are identified in the Additional information column]

Report on Form 8949, Part I, with Box C checked

Description of property

Date sold or disposed	Quantity	Proceeds & Reported (Gross or (Net)	Date acquired	Cost or other basis	Accrued mkt disc (D) & Wash sale loss disallowed (W)	Gain or loss(-) & Loss not allowed (X) also not reported (Z)	Additional information
BNP PARIBAS SPON ADR / CUSIP: 05565A202 / Symbol: BNPQ Y	25 000	506.14	05/20/16	646 11	...	-139.97	Sale
BRIDGESTONE CORP ADR / CUSIP: 108441205 / Symbol: BRDC Y	25 000	409.33	05/20/16	416.63	...	-7.30	Sale
SINOPEC/CHINA PETE&CHM ADR / CUSIP: 16941R108 / Symbol: SNP	5 000	356 63	05/20/16	332 68	.	23 95	Sale
COMM HLTH SYS INC NEW / CUSIP: 203668108 / Symbol: CYH	50 000	985.57	08/14/15	2,883 42	.	-1,897 85	Sale
3 transactions for 01/25/16							
	25 000	494 84	08/13/15	1,440 24	..	-945.40	Sale
	50 000	989 67	08/14/15	2,883 42	..	-1,893.75	Sale
	25 000	494 84	09/04/15	1,306.23	..	-811 39	Sale
	100 000	1,979 35	Various	5,629.89	.	-3,650 54	Total of 3 transactions
Security total		2,964.92		8,513.31	.	-5,548.39	



Bessemer Trust Company N.A.

Account 8G9454

2016

(continued)

02/17/2017

Proceeds Not Reported to the IRS

SHORT TERM TRANSACTIONS [Ordinary gains or losses are identified in the Additional information column]

Report on Form 8949, Part I, with Box C checked

Description of property	Quantity	Proceeds & Reported (G)/ross or (N)et	Date acquired	Cost or other basis	Accrued mkt disc (D) & Wash sale loss disallowed (W)	Gain or loss(-) & Loss not allowed (X) also not reported (Z)	Additional information
KINGFISHER ORD / CUSIP 3319521 / Symbol.	50 000	217 44	05/20/16	263 49		-46 05	Sale
ILLINOIS TOOL WORKS INC / CUSIP: 452308109 / Symbol. ITW							
3 transactions for 01/21/16							
	5 000	409 31	02/06/15	484 93		-75 62	Sale
	10 000	818 62	04/06/15	968 80		-150 18	Sale
	10 000	818 62	04/17/15	961 70		-143 08	Sale
	25 000	2,046 55	Various	2,415 43		-368 88	Total of 3 transactions
ITOCU CORP ADR / CUSIP 465717106 / Symbol: ITOC Y							
2 transactions for 01/22/16							
	35 000	744 92	04/06/15	752 85		-7 93	Sale
	40 000	851 33	04/17/15	966 60		-115 27	Sale
	75 000	1,596 25	Various	1,719 45		-123 20	Total of 2 transactions
J SAINSBURY SPN ADR NEW / CUSIP: 466249208 / Symbol: JSAI Y							
4 transactions for 01/21/16							
	15 000	195 65	02/06/15	249 53		-53 88	Sale
	25 000	326 08	04/06/15	394 75		-68 67	Sale
	50 000	652 17	04/17/15	832 75		-180 58	Sale
	10 000	130 43	04/27/15	163 85		-33 42	Sale
	100 000	1,304 33	Various	1,640 88		-336 55	Total of 4 transactions
2 transactions for 01/22/16							
	15 000	200 23	04/06/15	236 85		-36 62	Sale
	50 000	667 44	04/06/15	789 50		-122 06	Sale
	65 000	867 67	Various	1,026 35		-158 68	Total of 2 transactions



Bessemer Trust Company N.A.

Account 8G9454

2016

(continued)

02/17/2017

Proceeds Not Reported to the IRS

SHORT TERM TRANSACTIONS [Ordinary gains or losses are identified in the Additional information column]

Report on Form 8949, Part I, with Box C checked

Description of property

Date sold or disposed	Quantity	Proceeds & Reported (G)ross or (N)et acquired	Date acquired	Cost or other basis	Accrued mkt disc (D) & Wash sale loss disallowed (W)	Gain or loss(-) & Loss not allowed (X) also not reported (Z)	Additional information
J SAINSBURY SPN ADR NEW / CUSIP 466249208 / Symbol JSAY (cont'd)							
	Security total	2,172.00		2,667.23	..	-495.23	
MACYS INC / CUSIP 55616P104 / Symbol M							
3 transactions for 02/05/16							
	15 000	612.52	02/06/15	959.93	..	-347.41	Sale
	25 000	1,020.88	04/06/15	1,687.00		-666.12	Sale
	25 000	1,020.87	04/17/15	1,669.75		-648.88	Sale
02/05/16	65 000	2,654.27	Various	4,316.68		-1,662.41	Total of 3 transactions
MEDIOBANCA SPA ADR / CUSIP 58502K106 / Symbol MDIB Y							
06/27/16	75 000	394.95	10/09/15	776.24		-381.29	Sale
2 transactions for 06/28/16							
	75 000	408.08	09/25/15	738.57		-330.49	Sale
06/28/16	25 000	136.03	09/28/15	245.83		-109.80	Sale
	100 000	544.11	Various	984.40		-440.29	Total of 2 transactions
11/28/16	25,000	157.58	05/20/16	188.51		-30.93	Sale
	Security total	1,096.64		1,949.15		-852.51	
ACCOR / CUSIP: 5852842 / Symbol							
12/19/16	5,000	191.57	05/20/16	218.35	..	-26.78	Sale
NOKIA AB ORD SHS / CUSIP 5902941 / Symbol:							
12/23/16	50,000	235.59	05/20/16	260.67		-25.08	Sale
ORIX CORP / CUSIP: 6661144 / Symbol:							
09/23/16	50,000	713.51	05/23/16	696.76		16.75	Sale



Bessemer Trust Company N.A.

Account 8G9454

Proceeds Not Reported to the IRS
(continued)

2016

02/17/2017

SHORT TERM TRANSACTIONS [Ordinary gains or losses are identified in the Additional information column]
Report on Form 8949, Part I, with Box C checked

Description of property

Date sold or disposed	Quantity	Proceeds & Reported (G)ross or (N)et acquired	Date acquired	Cost or other basis	Accrued mkt disc (D) & Wash sale loss disallowed (W)	Gain or loss(-) & Loss not allowed (X) also not reported (Z)	Additional information
01/26/16	2,142 245	25,000 00	04/27/15	29,155 96		-4,155 96	Sale
	2 transactions for 05/20/16						
	790 457	9,817 48	12/15/15	9,833 29		-15 81	Sale
	1,537 507	19,095.83	12/15/15	19,126.59		-30.76	Sale
05/20/16	2,327 964	28,913 31	Various	28,959 88		-46.57	Total of 2 transactions
	Security total						
		53,913 31		58,115 84		-4,202 53	
06/21/16	25 000	900 12	05/20/16	930 63		-30 51	Sale
06/27/16	25 000	239 85	08/07/15	405 02		-165 17	Sale
04/05/16	80 000	2,526.25	04/06/15	2,752.00		-225 75	Sale
06/21/16	50 000	343 77	05/20/16	354 75		-10 98	Sale
	3 transactions for 09/08/16						
	50,000	332 34	11/17/15	336 39		-4 05	Sale
	75 000	498.52	11/18/15	501 54		-3 02	Sale
	50 000	332.34	11/20/15	339.94		-7.60	Sale
09/08/16	175,000	1,163 20	Various	1,177 87		-14 67	Total of 3 transactions
09/09/16	25 000	166 78	11/18/15	167 18		-0.40	Sale
	2 transactions for 09/12/16						
	50 000	328 61	11/11/15	333 28		-4 67	Sale
	25 000	164 31	11/12/15	166 45		-2 14	Sale
09/12/16	75,000	492.92	Various	499.73		-6.81	Total of 2 transactions



Bessemer Trust Company N.A.

Account 8G9454

2016

02/17/2017

Proceeds Not Reported to the IRS
(continued)

SHORT TERM TRANSACTIONS [Ordinary gains or losses are identified in the Additional information column]

Report on Form 8949, Part 1, with Box C checked

Description of property

Date sold or disposed	Quantity	Proceeds & Reported (G) or (N)et	Date acquired	Cost or other basis	Accrued mkt disc (D) & Wash sale loss disallowed (W)	Gain or loss(-) & Loss not allowed (X) also not reported (Z)	Additional information
RSA INS GRP INC SPON ADR / CUSIP 74971A206 / Symbol. RSNA Y (cont'd)							
2 transactions for 09/13/16							
	75 000	489 48	11/12/15	499 35		-9 87	Sale
	25 000	163 76	11/13/15	165 58		-2 42	Sale
09/13/16	100.000	652 64	Various	664 93		-12 29	Total of 2 transactions
11/16/16	60 000	389 62	11/23/15	397 11		-7 49	Sale
11/17/16	40 000	258 42	11/23/15	264 74		-6 32	Sale
	Security total	3,467.35		3,526 31		-58.96	
ST JUDE MEDICAL INC / CUSIP 790849103 / Symbol							
04/28/16	50 000	3,937 14	10/09/15	3,183.71		753 43	Sale
2 transactions for 06/01/16							
	50 000	3,913 82	10/09/15	3,183 71		730 11	Sale
	25 000	1,956 91	03/02/16	1,365 10		591 81	Sale
06/01/16	75.000	5,870 73	Various	4,548.81		1,321 92	Total of 2 transactions
	Security total:	9,807 87		7,732.52		2,075.35	
SIAM COMM BANK UNSP ADR / CUSIP 825715105 / Symbol SMUU Y							
11/11/16	10.000	160 86	06/02/16	154 01		6 85	Sale
11/14/16	65.000	1,006 45	06/02/16	1,001 06		5 39	Sale
	Security total:	1,167 31		1,155 07		12 24	
TATA MOTORS LTD ADR / CUSIP- 876568502 / Symbol TTM							
11/15/16	75 000	2,566 56	02/24/16	1,720.07		846 49	Sale
THERMO FISHER SCIENTIFIC / CUSIP 883556102 / Symbol. TMO							
2 transactions for 01/21/16							
	20 000	2,639 57	04/06/15	2,673.80		-34 23	Sale

Bessemer Trust Company N.A.

Account 8G9454

2016

02/17/2017

Proceeds Not Reported to the IRS
(continued)

SHORT TERM TRANSACTIONS [Ordinary gains or losses are identified in the Additional information column]
Report on Form 8949, Part I, with Box C checked

Description of property

Date sold or disposed	Quantity	(G)/ross or (N)/et acquired	Proceeds & Reported TMO (cont'd)	Date acquired	Cost or other basis	Accrued mkt disc (D) & Wash sale loss disallowed (W)	Gain or loss(-) & Loss not allowed (X) also not reported (Z)	Additional information
THERMO FISHER SCIENTIFIC / CUSIP 883556102 / Symbol TMO (cont'd)								
01/21/16	5 000	659 89	04/17/15	660 41			-0 52	Sale
	25 000	3,299 46	Various	3,334.21			-34 75	Total of 2 transactions
UNITED RENTALS INC / CUSIP 911363109 / Symbol URI								
4 transactions for 02/05/16								
	5 000	242 69	02/06/15	450.88			-208 19	Sale
	10 000	485.38	04/06/15	912.40			-427.02	Sale
	10 000	485 39	04/17/15	967.50			-482 11	Sale
	5 000	242 69	04/27/15	488 41			-245 72	Sale
02/05/16	30 000	1,456 15	Various	2,819 19			-1,363 04	Total of 4 transactions
WAL-MART STORES INC / CUSIP 931142103 / Symbol WMT								
03/02/16	100 000	6,616 78	09/23/15	6,370 35			246 43	Sale
WHARF HOLDINGS ADR / CUSIP 962257408 / Symbol WARFY								
12/16/16	25 000	335 78	05/20/16	270.19			65 59	Sale
OTSUKA HOLDINGS CO LTD / CUSIP: B5LTM93 / Symbol								
09/08/16	50 000	2,219.75	12/16/15	1,755.06			464 69	Sale
12/09/16	40 000	1,561.82	12/15/15	1,399 30			162.52	Sale
2 transactions for 12/09/16								
	25 000	968 17	12/14/15	878 46			89 71	Sale
	10 000	387.27	12/15/15	349.83			37.44	Sale
12/09/16	35 000	1,355 44	Various	1,228 29			127 15	Total of 2 transactions
Security total.								
		5,137 01		4,382 65			754 36	



Bessemer Trust Company N.A.

Account 8G9454

2016

02/17/2017

Proceeds Not Reported to the IRS
(continued)

SHORT TERM TRANSACTIONS [Ordinary gains or losses are identified in the Additional information column]
Report on Form 8949, Part I, with Box C checked

Description of property	Quantity	Proceeds & Reported (G)ross or (N)et	Date acquired	Cost or other basis	Accrued mkt disc (D) & Wash sale loss disallowed (W)	Gain or loss(-) & Loss not allowed (X) also not reported (Z)	Additional information
NXP SEMICONDUCTORS NV / CUSIP N6596X109 / Symbol NXP1							
2 transactions for 01/20/16							
	25 000	1,734.75	04/06/15	2,472.25		-737.50	Sale
	25 000	1,734.75	04/17/15	2,486.90		-752.15	Sale
01/20/16	50 000	3,469.50	Various	4,959.15		-1,489.65	Total of 2 transactions
Totals:		110,064.14		122,889.14	..	-12,825.00	

LONG TERM TRANSACTIONS [Ordinary gains or losses are identified in the Additional information column]
Report on Form 8949, Part II, with Box F checked.

Description of property	Quantity	Proceeds & Reported (G)ross or (N)et	Date acquired	Cost or other basis	Accrued mkt disc (D) & Wash sale loss disallowed (W)	Gain or loss(-) & Loss not allowed (X) also not reported (Z)	Additional information
AMERICAN WATER WORKS CO / CUSIP 030420103 / Symbol AWK							
2 transactions for 03/22/16							
	30 000	2,029.73	06/11/13	1,197.09	..	832.64	Sale
	20 000	1,353.15	09/23/13	804.68	..	548.47	Sale
03/22/16	50 000	3,382.88	Various	2,001.77		1,381.11	Total of 2 transactions
08/09/16	20 000	1,553.15	06/11/13	798.06	..	755.09	Sale
	Security total	4,936.03		2,799.83		2,136.20	
BNP PARIBAS SPON ADR / CUSIP 05565A202 / Symbol. BNPQ Y							
3 transactions for 06/27/16							
	20 000	404.91	02/28/14	820.44	..	-415.53	Sale

Bessemer Trust Company N.A.

Account 8G9454

2016

02/17/2017

Proceeds Not Reported to the IRS
(continued)

LONG TERM TRANSACTIONS [Ordinary gains or losses are identified in the Additional information column]

Report on Form 8949, Part II, with Box F checked

Description of property

Date sold or disposed	Quantity	Proceeds & Reported (G)/ross or (N)et	Date acquired	Cost or other basis	Accrued mkt disc (D) & Wash sale loss disallowed (W)	Gain or loss(-) & Loss not allowed (X) also not reported (Z)	Additional information
BNP PARIBAS SPON ADR / CUSIP 05565A202 / Symbol: BNPQ Y (cont'd)							
	5,000	101 23	04/06/15	158 01	.	-56 78	Sale
	25,000	506 14	04/17/15	744 11	..	-237 97	Sale
06/27/16	50,000	1,012 28	Various	1,722 56	.	-710 28	Total of 3 transactions
ASTRAZENECA PLC / CUSIP 0989529 / Symbol:							
3 transactions for 08/23/16							
	5,000	334 52	10/30/14	361 24	..	-26 72	Sale
	40,000	2,676.22	04/07/15	2,783 84	.	-107 62	Sale
	5,000	334 53	04/28/15	358.68	..	-24.15	Sale
08/23/16	50,000	3,345 27	Various	3,503.76	.	-158 49	Total of 3 transactions
BRIDGESTONE CORP ADR / CUSIP 108441205 / Symbol: BRDC Y							
2 transactions for 08/09/16							
	30,000	526 03	07/03/13	540 12	.	-14 09	Sale
	20,000	350.68	02/06/15	381.40	.	-30 72	Sale
08/09/16	50,000	876 71	Various	921 52	.	-44 81	Total of 2 transactions
2 transactions for 08/10/16							
	45,000	750 81	07/03/13	810 18	..	-59 37	Sale
	35,000	583 97	09/17/13	614 64	.	-30 67	Sale
08/10/16	80,000	1,334 78	Various	1,424.82	.	-90 04	Total of 2 transactions
08/12/16	35,000	573 05	09/17/13	614 64	...	-41 59	Sale
08/15/16	50,000	824 93	09/17/13	878.06	...	-53 13	Sale
		Security total:		3,839.04	.	-229 57	



Bessemer Trust Company N.A.

Account 8G9454

2016

02/17/2017

Proceeds Not Reported to the IRS
(continued)

LONG TERM TRANSACTIONS [Ordinary gains or losses are identified in the Additional information column]

Report on Form 8949, Part II, with Box F checked

Description of property

Date sold or disposed	Quantity	Proceeds & Reported (G)ross or (N)et acquired	Date acquired	Cost or other basis	Accrued mkt disc (D) & Wash sale loss disallowed (W)	Gain or loss(-) & Loss not allowed (X) also not reported (Z)	Additional information
SINOPEC/CHINA PETE&CHM ADR / CUSIP 16941R108 / Symbol SNP							
6 transactions for 11/10/16							
	17 000	1,212.54	11/21/11	1,335.23	.	-122.69	Sale
	15,000	1,069.88	08/26/13	1,130.58	.	-60.70	Sale
	5 000	356.63	02/28/14	443.10	.	-86.47	Sale
	5 000	356.63	02/06/15	397.58	.	-40.95	Sale
	10,000	713.26	04/06/15	809.50	.	-96.24	Sale
	10 000	713.25	04/17/15	883.50	.	-170.25	Sale
11/10/16	62 000	4,422.19	Various	4,999.49	.	-577.30	Total of 6 transactions
CHINA TELECOM ADR / CUSIP. 169426103 / Symbol. CHA							
2 transactions for 11/1/16							
	5 000	245.14	04/06/15	339.87	..	-94.73	Sale
	25 000	1,225.73	04/17/15	1,726.53	..	-500.80	Sale
11/11/16	30 000	1,470.87	Various	2,066.40	.	-595.53	Total of 2 transactions
11/15/16	20 000	947.96	04/06/15	1,359.46	.	-411.50	Sale
11/16/16	10 000	474.36	04/06/15	679.73	.	-205.37	Sale
2 transactions for 11/18/16							
	5 000	235.19	04/06/15	339.86	.	-104.67	Sale
	5 000	235.19	04/06/15	339.86	.	-104.67	Sale
11/18/16	10 000	470.38	Various	679.72	.	-209.34	Total of 2 transactions
2 transactions for 11/21/16							
	5 000	234.52	12/01/11	302.52	.	-68.00	Sale
	15 000	703.58	02/06/15	925.97	.	-222.39	Sale
11/21/16	20 000	938.10	Various	1,228.49	.	-290.39	Total of 2 transactions
11/22/16	20 000	937.44	12/01/11	1,210.09	..	-272.65	Sale



Bessemer Trust Company N.A.

Account 8G9454

2016

(continued)

Proceeds Not Reported to the IRS

02/17/2017

LONG TERM TRANSACTIONS [Ordinary gains or losses are identified in the Additional information column]

Report on Form 8949, Part II, with Box F checked

Description of property

Date sold or disposed	Quantity	Proceeds & Reported (G)/ross or (N)et	Date acquired	Cost or other basis	Accrued mkt disc (D) & Wash sale loss disallowed (W)	Gain or loss(-) & Loss not allowed (X) also not reported (Z)	Additional information
CHINA TELECOM ADR / CUSIP: 169426103 / Symbol: CHA (cont'd)							
5 transactions for 11/23/16							
	35,000	1,646.82	11/21/11	2,115.31	..	-468.49	Sale
	15,000	705.78	12/01/11	907.56	..	-201.78	Sale
	10,000	470.52	05/04/12	526.94	..	-56.42	Sale
	25,000	1,176.30	04/08/13	1,239.42	..	-63.12	Sale
	15,000	705.78	02/28/14	649.95	..	55.83	Sale
11/23/16	100,000	4,705.20	Various	5,439.18	..	-733.98	Total of 5 transactions
				12,663.07		-2,718.76	
DBS GROUP HLDGS LTD ADR / CUSIP: 23304Y100 / Symbol: DBSD Y							
12/08/16	30,000	1,542.20	04/06/15	1,825.20	..	-283.00	Sale
3 transactions for 12/09/16							
	10,000	500.74	01/06/14	536.28	..	-35.54	Sale
	5,000	250.37	02/06/15	287.00	..	-36.63	Sale
	15,000	751.12	04/06/15	912.60	..	-161.48	Sale
12/09/16	30,000	1,502.23	Various	1,735.88	..	-233.65	Total of 3 transactions
3 transactions for 12/12/16							
	20,000	985.11	01/06/14	1,072.55	..	-87.44	Sale
	5,000	246.27	02/07/14	258.22	..	-11.95	Sale
	5,000	246.28	02/28/14	261.10	..	-14.82	Sale
12/12/16	30,000	1,477.66	Various	1,591.87	..	-114.21	Total of 3 transactions
2 transactions for 12/13/16							
	25,000	1,243.85	02/07/14	1,291.08	..	-47.23	Sale
	50,000	2,487.69	03/14/14	2,485.29	..	2.40	Sale
12/13/16	75,000	3,731.54	Various	3,776.37	..	-44.83	Total of 2 transactions

Bessemer Trust Company N.A

Account 8G9454

2016

(continued)

02/17/2017

Proceeds Not Reported to the IRS

LONG TERM TRANSACTIONS [Ordinary gains or losses are identified in the Additional information column]

Report on Form 8949, Part II, with Box F checked.

Description of property	Quantity	Proceeds & Reported (G)ross or (N)et	Date acquired	Cost or other basis	Accrued mkt disc (D) & Wash sale loss disallowed (W)	Gain or loss (-) & Loss not allowed (X) also not reported (Z)	Additional information
DBS GROUP HLDGS LTD ADR / CUSIP 23304Y100 / Symbol DBSD Y (cont'd)							
Security total		8,253.63		8,929.32		-675.69	
DOLLAR GENERAL CORP / CUSIP 256677105 / Symbol DG							
2 transactions for 08/09/16							
10,000	922.13	04/06/15	755.00		167.13	Sale	
20,000	1,844.27	04/27/15	1,533.33		310.94	Sale	
30,000	2,766.40	Various	2,288.33		478.07	Total of 2 transactions	
ENCANA CORP / CUSIP 292505104 / Symbol							
2 transactions for 09/07/16							
50,000	510.66	04/22/15	692.93		-182.27	Sale	
10,000	102.13	04/27/15	141.81		-39.68	Sale	
60,000	612.79	Various	834.74		-221.95	Total of 2 transactions	
3 transactions for 09/08/16							
70,000	730.01	04/20/15	951.61		-221.60	Sale	
125,000	1,303.59	04/21/15	1,697.87		-394.28	Sale	
25,000	260.72	04/22/15	346.46		-85.74	Sale	
220,000	2,294.32	Various	2,995.94		-701.62	Total of 3 transactions	
Security total:		2,907.11		3,830.68		-923.57	
KINGFISHER ORD / CUSIP 3319521 / Symbol							
3 transactions for 12/08/16							
50,000	217.44	06/05/15	289.65		-72.21	Sale	
100,000	434.88	06/10/15	589.42		-154.54	Sale	
100,000	434.88	06/11/15	598.92		-164.04	Sale	
250,000	1,087.20	Various	1,477.99		-390.79	Total of 3 transactions	



Bessemer Trust Company N.A.

Account 8G9454

Proceeds Not Reported to the IRS
(continued)

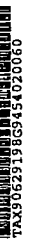
2016

02/17/2017

LONG TERM TRANSACTIONS [Ordinary gains or losses are identified in the Additional information column]
Report on Form 8949, Part II, with Box F checked

Description of property

Date sold or disposed	Quantity	Proceeds & Reported (G)/gross or (N)/net	Date acquired	Cost or other basis	Accrued mkt disc (D) & Wash sale loss disallowed (W)	Gain or loss(-) & Loss not allowed (X) also not reported (Z)	Additional information
KINGFISHER ORD / CUSIP 3319521 / Symbol (cont'd)							
12/09/16	150,000	656.47	06/05/15	868.93		-212.46	Sale
12/12/16	75,000	325.75	06/09/15	435.92		-110.17	Sale
12/13/16	250,000	1,090.55	06/09/15	1,453.07		-362.52	Sale
3 transactions for 12/14/16							
	50,000	215.06	06/03/15	284.16		-69.10	Sale
	25,000	107.53	06/09/15	145.31		-37.78	Sale
	25,000	107.53	07/29/15	142.29		-34.76	Sale
12/14/16	100,000	430.12	Various	571.76		-141.64	Total of 3 transactions
2 transactions for 12/15/16							
	75,000	317.57	07/29/15	426.88		-109.31	Sale
	55,000	232.89	07/30/15	311.45		-78.56	Sale
12/15/16	130,000	550.46	Various	738.33		-187.87	Total of 2 transactions
12/16/16	170,000	725.02	07/30/15	962.67		-237.65	Sale
12/19/16	25,000	106.05	07/30/15	141.57		-35.52	Sale
		Security total:		6,650.24		-1,678.62	
HSBC HLDGS PLC ADR / CUSIP 404280406 / Symbol: HSBC							
2 transactions for 06/27/16							
	25,000	728.73	03/21/14	1,249.04		-520.31	Sale
	25,000	728.74	05/15/14	1,311.37		-582.63	Sale
06/27/16	50,000	1,457.47	Various	2,560.41		-1,102.94	Total of 2 transactions
3 transactions for 09/07/16							
	70,000	2,644.05	03/21/14	3,497.30		-853.25	Sale
	5,000	188.86	02/06/15	237.14		-48.28	Sale



Bessemer Trust Company N.A. Account 8G9454
 2016 02/17/2017
Proceeds Not Reported to the IRS
 (continued)

LONG TERM TRANSACTIONS [Ordinary gains or losses are identified in the Additional information column]

Report on Form 8949, Part II, with Box F checked

Description of property	Date sold or disposed	Quantity	Proceeds & Reported (G)ross or (N)et	Date acquired	Cost or other basis	Accrued mkt disc (D) & Wash sale loss disallowed (W)	Gain or loss(-) & Loss not allowed (X) also not reported (Z)	Additional information
HSBC HLDGS PLC ADR / CUSIP 404280406 / Symbol HSBC (cont'd)								
	09/07/16	5,000	188.86	04/27/15	246.60		-57.74	Sale
		80,000	3,021.77	Various	3,981.04		-959.27	Total of 3 transactions
		Security total	4,479.24		6,541.45		-2,062.21	
HITACHI LTD ADR / CUSIP 433578507 / Symbol HTHI Y								
	02/08/16	55,000	2,293.31	01/06/14	4,290.21		-1,996.90	Sale
		30,000	1,250.90	06/26/14	2,192.94		-942.04	Sale
		85,000	3,544.21	Various	6,483.15		-2,938.94	Total of 2 transactions
ILLINOIS TOOL WORKS INC / CUSIP 452308109 / Symbol ITW								
	01/21/16	35,000	2,865.16	03/19/13	2,180.01		685.15	Sale
ITOCHU CORP ADR / CUSIP 465717106 / Symbol ITOC Y								
	06/02/16	25,000	609.79	02/06/15	531.00		78.79	Sale
		65,000	1,585.46	04/06/15	1,398.15		187.31	Sale
		90,000	2,195.25	Various	1,929.15		266.10	Total of 2 transactions
J SAINSBURY SPN ADR NEW / CUSIP 466249208 / Symbol JSAI Y								
	01/22/16	35,000	467.21	05/28/13	812.99		-345.78	Sale
	01/25/16	15,000	197.33	05/28/13	348.43		-151.10	Sale
		35,000	460.45	05/28/13	812.99		-352.54	Sale
		50,000	657.78	Various	1,161.42		-503.64	Total of 2 transactions



Bessemer Trust Company N.A. Account 8G9454
 2016. 02/17/2017
Proceeds Not Reported to the IRS
 (continued)

LONG TERM TRANSACTIONS (Ordinary gains or losses are identified in the Additional information column)
 Report on Form 8949, Part II, with Box F checked

Description of property

Date sold or disposed	Quantity	Proceeds & Reported (G) or (N)et acquired	Date acquired	Cost or other basis	Accrued mkt disc (D) & Wash sale loss disallowed (W)	Gain or loss(-) & Loss not allowed (X) also not reported (Z)	Additional information
J SAINSBURY SPN ADR NEW / CUSIP 466249208 / Symbol JSAI Y (cont'd)							
4 transactions for 01/26/16							
	25 000	327 44	05/22/13	576 88		-249 44	Sale
	25 000	327 44	05/23/13	579 10		-251 66	Sale
	10 000	130 98	05/24/13	230.44		-99 46	Sale
	15 000	196 47	05/28/13	348 42		-151 95	Sale
01/26/16	75 000	982 33	Various	1,734 84		-752 51	Total of 4 transactions
3 transactions for 01/27/16							
	15,000	198 11	05/24/13	345.65		-147 54	Sale
	75 000	990.57	06/12/13	1,727 82		-737 25	Sale
	5 000	66 04	03/14/14	104.59		-38 55	Sale
01/27/16	95,000	1,254 72	Various	2,178 06		-923 34	Total of 3 transactions
		Security total:		5,887.31		-2,525 27	
KDDI CORP ADR / CUSIP 48667L106 / Symbol: KDDI Y							
01/22/16	150,000	1,728 81	01/22/13	863 37		865 44	Sale
2 transactions for 09/08/16							
	132 500	2,025.15	01/22/13	762 64		1,262 51	Sale
	37 500	573 15	02/06/15	410 00		163 15	Sale
09/08/16	170 000	2,598 30	Various	1,172 64		1,425 66	Total of 2 transactions
09/09/16	55 000	830.94	01/22/13	316 57		514 37	Sale
		Security total		2,352 58		2,805 47	
MACY'S INC / CUSIP 55616P104 / Symbol M							
02/05/16	25,000	1,020.88	11/21/11	757.94		262 94	Sale



Bessemer Trust Company N.A.

Account 8G9454

2016

02/17/2017

Proceeds Not Reported to the IRS
(continued)

LONG TERM TRANSACTIONS [Ordinary gains or losses are identified in the Additional information column]

Report on Form 8949, Part II, with Box F checked

Description of property

Date sold or disposed	Quantity	Proceeds & Reported (G)ross or (N)et	Date acquired	Cost or other basis	Accrued mkt disc (D) & Wash sale loss disallowed (W)	Gain or loss(-) & Loss not allowed (X) also not reported (Z)	Additional information
MEDIOBANCA SPA ADR / CUSIP 58502K106 / Symbol MDIB Y	5,000	31,52	09/28/15	49,17		-17,65	Sale
3 transactions for 11/29/16							
11/28/16	25,000	163,62	09/24/15	241,78		-78,16	Sale
	70,000	458,14	09/28/15	688,33		-230,19	Sale
	25,000	163,62	09/29/15	243,49		-79,87	Sale
11/29/16	120,000	785,38	Various	1,173,60		-388,22	Total of 3 transactions
11/30/16	100,000	662,74	09/24/15	967,11		-304,37	Sale
Security total: 1,479,64							
ACCOR / CUSIP 5852842 / Symbol							
2 transactions for 12/19/16							
12/19/16	55,000	2,107,26	07/13/15	2,887,10		-779,84	Sale
12/20/16	40,000	1,532,55	07/29/15	2,007,70		-475,15	Sale
12/19/16	95,000	3,639,81	Various	4,894,80		-1,254,99	Total of 2 transactions
NOKIA AB ORD SHS / CUSIP: 5902941 / Symbol:							
12/19/16	125,000	608,39	06/23/15	918,43		-310,04	Sale
12/20/16	450,000	2,190,52	06/23/15	3,306,33		-1,115,81	Sale
2 transactions for 12/21/16							
12/21/16	25,000	122,86	06/23/15	183,68		-60,82	Sale
	315,000	1,548,07	06/24/15	2,300,82		-752,75	Sale
12/21/16	340,000	1,670,93	Various	2,484,50		-813,57	Total of 2 transactions
12/27/16	85,000	414,15	06/24/15	620,85		-206,70	Sale
Security total: 4,883,99							
Total: -2,446.12							

Bessemer Trust Company N.A.

Account - 8G9454

Proceeds Not Reported to the IRS

(continued)

2016

02/17/2017

LONG TERM TRANSACTIONS [Ordinary gains or losses are identified in the Additional information column]

Report on Form 8949, Part II, with Box F checked

Description of property

Date sold or disposed	Quantity	Proceeds & Reported (G)/ross or (N)/et acquired	Date acquired	Cost or other basis	Accrued mkt disc (D) & Wash sale loss disallowed (W)	Gain or loss(-) & Loss not allowed (X) also not reported (Z)	Additional Information
ERICSSON LM TEL CO CL B / CUSIP: 5959378 / Symbol.							
2 transactions for 08/09/16							
	275,000	2,003.77	06/04/15	3,210.11	..	-1,206.34	Sale
	25,000	182.16	06/05/15	285.57	..	-103.41	Sale
08/09/16	300,000	2,185.93	Various	3,495.68	..	-1,309.75	Total of 2 transactions
08/10/16	120,000	882.40	06/05/15	1,370.74	..	-488.34	Sale
08/11/16	5,000	36.46	06/05/15	57.11	..	-20.65	Sale
	Security total.	3,104.79		4,923.53	..	-1,818.74	
ORIX CORP / CUSIP: 6661144 / Symbol							
08/23/16	25,000	356.76	04/07/15	364.18	..	-7.42	Sale
2 transactions for 08/24/16							
	85,000	1,194.42	07/31/14	1,394.74	..	-200.32	Sale
	15,000	210.78	04/07/15	218.51	..	-7.73	Sale
08/24/16	100,000	1,405.20	Various	1,613.25	...	-208.05	Total of 2 transactions
	Security total	1,761.96		1,977.43	..	-215.47	
OW LARGE CAP STRATEGIES FD / CUSIP: 680414109 / Symbol: OWLS X							
05/20/16	1,841,199	22,867.69	04/27/15	25,058.72	..	-2,191.03	Sale
11/10/16	1,593,199	20,616.00	04/27/15	21,883.44	..	-1,067.44	Sale
	Security total:	43,483.69		46,742.16	..	-3,258.47	
OW SMALL & MIDCAP STRAT FD / CUSIP: 660414604 / Symbol: OWSM X							
2 transactions for 05/20/16							
	565,877	8,527.77	04/06/15	9,670.84	..	-1,143.07	Sale
	1,733,526	26,124.23	04/27/15	30,042.00	..	-3,917.77	Sale
05/20/16	2,299,403	34,652.00	Various	39,712.84	..	-5,060.84	Total of 2 transactions



Bessemer Trust Company N.A.

Account 8G9454

2016

02/17/2017


Proceeds Not Reported to the IRS
(continued)

LONG TERM TRANSACTIONS [Ordinary gains or losses are identified in the Additional information column]

Report on Form 8949, Part II, with Box F checked

Description of property

Date sold or disposed	Quantity	Proceeds & Reported (G)ross or (N)et acquired	Date acquired	Cost or other basis	Accrued mkt disc (D) & Wash sale loss disallowed (W)	Gain or loss(-) & Loss not allowed (X) also not reported (Z)	Additional information
OW SMALL & MIDCAP STRAT FD / CUSIP 680414604 / Symbol OWSM X (cont'd)							
11/10/16	591 304	9,384.00	04/06/15	10,105.38		-721.38	Sale
	Security total	44,036.00		49,818.22		-5,782.22	
PVH CORP / CUSIP: 693656100 / Symbol PVH							
12/08/16	20 000	2,203.82	08/13/15	2,239.59		-35.77	Sale
12/09/16	10 000	1,069.46	08/13/15	1,119.79		-50.33	Sale
	2 transactions for 12/12/16						
	10 000	1,025.30	02/23/15	1,104.09		-78.79	Sale
	5 000	512.65	08/13/15	559.90		-47.25	Sale
12/12/16	15 000	1,537.95	Various	1,663.99		-126.04	Total of 2 transactions
12/14/16	10 000	1,007.93	02/23/15	1,104.09		-96.16	Sale
	3 transactions for 12/15/16						
	15 000	1,422.36	02/23/15	1,656.13		-233.77	Sale
	10 000	948.24	04/06/15	1,078.20		-129.96	Sale
	5 000	474.12	04/17/15	523.60		-49.48	Sale
12/15/16	30 000	2,844.72	Various	3,257.93		-413.21	Total of 3 transactions
12/16/16	25 000	2,318.41	11/09/15	2,280.00		38.41	Sale
	Security total.	10,982.29		11,665.39		-683.10	
PANDORA AVS ADR / CUSIP: 698341104 / Symbol PNDZ Y							
	2 transactions for 06/21/16						
	10 000	360.05	04/17/15	239.85		120.20	Sale
	15 000	540.07	04/27/15	399.38		140.69	Sale
06/21/16	25 000	900.12	Various	639.23		260.89	Total of 2 transactions



Bessemer Trust Company N.A.

Account 8G9454

Proceeds Not Reported to the IRS

(continued)

2016

02/17/2017

LONG TERM TRANSACTIONS [Ordinary gains or losses are identified in the Additional information column]

Report on Form 8949, Part II, with Box F checked.

Description of property

Date sold or disposed	Quantity	Proceeds & Reported (G)ross or (N)et	Date acquired	Cost or other basis	Accrued mkt disc (D) & Wash sale loss disallowed (W)	Gain or loss(-) & Loss not allowed (X) also not reported (Z)	Additional information
PFIZER INC / CUSIP 717081103 / Symbol PFE							
3 transactions for 04/05/16							
	15 000	473 67	04/23/13	466.66		7 01	Sale
	25 000	789 45	02/28/14	802 25		-12 80	Sale
	30 000	947 34	02/06/15	991.28		-43 94	Sale
04/05/16	70 000	2,210.46	Various	2,260 19		-49 73	Total of 3 transactions
RSA INS GRP INC SPON ADR / CUSIP 74971A206 / Symbol RSNA Y							
2 transactions for 11/18/16							
06/21/16	100 000	687 55	04/06/15	666 00		21 55	Sale
09/09/16	50 000	333 57	04/06/15	333 00		0 57	Sale
11/17/16	40 000	258.41	04/06/15	266 40		-7 99	Sale
11/18/16	70 000	446 78	Various	465 43		-18 65	Total of 2 transactions
2 transactions for 11/21/16							
	65 000	416.92	11/10/15	423.28		-6 36	Sale
	25 000	160 36	11/13/15	165 58		-5 22	Sale
11/21/16	90 000	577 28	Various	588 86		-11 58	Total of 2 transactions
2 transactions for 11/22/16							
	45 000	296 78	04/17/15	291.83		4 95	Sale
	35 000	230 83	11/10/15	227.92		2 91	Sale
11/22/16	80 000	527 61	Various	519.75		7 86	Total of 2 transactions
11/23/16	30 000	198 32	04/17/15	194 55		3 77	Sale
11/25/16	75 000	498.07	04/17/15	486 37		11 70	Sale
		Security total:		3,520.36		7.23	

Bessemer Trust Company N.A.

Account 8G9454

2016

02/17/2017

Proceeds Not Reported to the IRS
(continued)

LONG TERM TRANSACTIONS [Ordinary gains or losses are identified in the Additional information column]

Report on Form 8949, Part II, with Box F checked

Description of property

Date sold or disposed	Quantity	Proceeds & Reported (G)ross or (N)et	Date acquired	Cost or other basis	Accrued mkt disc (D) & Wash sale loss disallowed (W)	Gain or loss(-) & Loss not allowed (X) also not reported (Z)	Additional information
RAYTHEON CO NEW / CUSIP. 755111507 / Symbol RTN							
01/20/16	25 000	2,941.94	09/05/14	2,444.74	.	497.20	Sale
SIAM COMM BANK UNSP ADR / CUSIP. 825715105 / Symbol SMUJ Y							
11/09/16	20 000	326.99	06/24/15	382.59	.	-55.60	Sale
2 transactions for 11/10/16							
	10 000	165.41	06/23/15	189.36	.	-23.95	Sale
	80 000	1,323.26	06/24/15	1,530.38	.	-207.12	Sale
11/10/16	90 000	1,488.67	Various	1,719.74	..	-231.07	Total of 2 transactions
11/11/16	40 000	643.43	06/23/15	757.46	..	-114.03	Sale
	Security total	2,459.09		2,859.79		-400.70	
SKY PLC ADR / CUSIP 83084V106 / Symbol SKYA Y							
06/02/16	25 000	1,360.40	04/17/15	1,577.63	.	-217.23	Sale
2 transactions for 06/14/16							
	25.000	1,207.47	03/14/14	1,541.06	.	-333.59	Sale
	25.000	1,207.46	04/06/15	1,496.75	..	-289.29	Sale
06/14/16	50 000	2,414.93	Various	3,037.81	..	-622.88	Total of 2 transactions
2 transactions for 06/17/16							
	25 000	1,220.93	02/06/15	1,477.75	.	-256.82	Sale
	15 000	732.56	04/06/15	898.05	..	-165.49	Sale
06/17/16	40 000	1,953.49	Various	2,375.80	..	-422.31	Total of 2 transactions
	Security total:	5,728.82		6,991.24		-1,262.42	
SUMITOMO METAL MIN CO LTD / CUSIP 86563T104 / Symbol SMMY Y							
3 transactions for 01/22/16							
	25.000	252.24	08/16/13	356.30	.	-104.06	Sale



Bessemer Trust Company N.A.

Account 8G9454

2016

02/17/2017

Proceeds Not Reported to the IRS
(continued)

LONG TERM TRANSACTIONS [Ordinary gains or losses are identified in the Additional information column]
Report on Form 8949, Part II, with Box F checked

Description of property

Date sold or disposed	Quantity	Proceeds & Reported (G)/gross or (N)et	Date acquired	Cost or other basis	Accrued mkt disc (D) & Wash sale loss disallowed (W)	Gain or loss(-) & Loss not allowed (X) also not reported (Z)	Additional information
SUMITOMO METAL MIN CO LTD / CUSIP: 86563T104 / Symbol: SMMY Y (cont'd)							
	40 000	403 58	09/18/13	544.50	.	-140.92	Sale
	85 000	857.62	09/19/13	1,248.72	..	-391.10	Sale
01/22/16	150 000	1,513.44	Various	2,149.52	.	-636.08	Total of 3 transactions
2 transactions for 01/25/16							
	10 000	103 11	09/18/13	136 13	.	-33 02	Sale
	15 000	154 67	03/03/14	197 01	..	-42 34	Sale
01/25/16	25 000	257 78	Various	333 14	.	-75.36	Total of 2 transactions
Security total							
		1,771.22		2,482.66	..	-711.44	
SVENSKA CL AKTIBLGT ADR / CUSIP: 869587402 / Symbol: SVCB Y							
06/01/16	25 000	796.94	10/23/13	696.74	.	100.20	Sale
2 transactions for 06/07/16							
	15 000	483.36	10/15/13	370.52	..	112.84	Sale
	35 000	1,127.83	10/23/13	975.44	.	152.39	Sale
06/07/16	50 000	1,611.19	Various	1,345.96	.	265.23	Total of 2 transactions
2 transactions for 06/08/16							
	85 000	2,748.45	10/15/13	2,099.59	.	648.86	Sale
	10 000	323.35	02/06/15	241.75	..	81.60	Sale
06/08/16	95 000	3,071.80	Various	2,341.34	..	730.46	Total of 2 transactions
Security total							
		5,479.93		4,384.04	.	1,095.89	
TATA MOTORS LTD ADR / CUSIP: 876568502 / Symbol: TTM							
08/08/16	40 000	1,562.42	06/22/15	1,424.76	.	137.66	Sale
11/09/16	20 000	793.89	06/22/15	712.38	.	81.51	Sale
11/10/16	10 000	391.09	06/22/15	356.19	..	34.90	Sale

Bessemer Trust Company N.A.

Account 8G9454

2016

02/17/2017

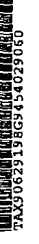
Proceeds Not Reported to the IRS
(continued)

LONG TERM TRANSACTIONS [Ordinary gains or losses are identified in the Additional information column]

Report on Form 8949, Part II, with Box F checked

Description of property

Date sold or disposed	Quantity	Proceeds & Reported (G) or (N)et	Date acquired	Cost or other basis	Accrued mkt disc (D) & Wash sale loss disallowed (W)	Gain or loss(-) & Loss not allowed (X) also not reported (Z)	Additional information
TATA MOTORS LTD ADR / CUSIP: 876568502 / Symbol: TTM (cont'd)							
2 transactions for 11/11/16							
	15 000	560 13	06/22/15	534 29		25 84	Sale
11/11/16	5 000	186 71	10/09/15	137 68		49 03	Sale
	20 000	746 84	Various	671 97		74 87	Total of 2 transactions
11/14/16	30 000	1,064 15	10/09/15	826 09		238 06	Sale
11/15/16	15 000	513 31	10/09/15	413 04		100 27	Sale
	Security total	5,071 70		4,404 43	..	667 27	
TOKYO GAS LTD ADR / CUSIP: 889115101 / Symbol: TKGS Y							
3 transactions for 09/08/16							
	25 000	449 17	05/10/13	584 06		-134 89	Sale
09/08/16	15 000	269 51	02/06/15	362 55		-93 04	Sale
	10 000	179 67	04/17/15	247 35		-67 68	Sale
	50 000	898 35	Various	1,193 96		-295 61	Total of 3 transactions
09/09/16	40 000	709 60	05/10/13	934 49	..	-224 89	Sale
3 transactions for 09/12/16							
	50 000	878 45	11/21/11	864 61		13 84	Sale
09/12/16	10 000	175 69	05/10/13	233 62		-57 93	Sale
	70 000	1,229 83	Various	1,299 73		-25 81	Total of 3 transactions
09/13/16	50 000	878 42	11/21/11	864 61		13 81	Sale
	Security total	3,716 20		4,292 79		-576 59	
UNION PACIFIC CORP / CUSIP: 907818108 / Symbol: UNP							
2 transactions for 08/08/16							
	15 000	1,407 95	04/17/15	1,626 00		-218 05	Sale



Bessemer Trust Company N.A.

Account 8G9454

Proceeds Not Reported to the IRS

(continued)

2016

02/17/2017

LONG TERM TRANSACTIONS [Ordinary gains or losses are identified in the Additional information column]

Report on Form 8949, Part II, with Box F checked

Description of property

Date sold or disposed	Quantity	Proceeds & Reported (G)ross or (N)et acquired	Date acquired	Cost or other basis	Accrued mkt disc (D) & Wash sale loss disallowed (W)	Gain or loss(-) & Loss not allowed (X) also not reported (Z)	Additional information
UNION PACIFIC CORP / CUSIP 907818108 / Symbol UNP (cont'd)							
08/08/16	5 000	469 32	04/27/15	540 10		-70 78	Sale
	20 000	1,877 27	Various	2,166 10		-288.83	Total of 2 transactions
UNITED RENTALS INC / CUSIP 911363109 / Symbol URI							
2 transactions for 02/05/16							
	25 000	1,213.46	03/21/14	2,379 20		-1,165 74	Sale
	15 000	728 08	05/14/14	1,457 17		-729 09	Sale
02/05/16	40 000	1,941 54	Various	3,836 37		-1,894 83	Total of 2 transactions
WHARF HOLDINGS ADR / CUSIP 962257408 / Symbol WARFY							
3 transactions for 08/09/16							
	30,000	408 08	01/07/14	444 48		-36 40	Sale
	25 000	340 06	02/06/15	396.75		-56 69	Sale
	15 000	204.04	04/27/15	223 73		-19 69	Sale
08/09/16	70,000	952 18	Various	1,064.96		-112.78	Total of 3 transactions
2 transactions for 12/08/16							
	20 000	289.17	01/06/14	293.62		-4.45	Sale
	70,000	1,012 08	01/07/14	1,037.12		-25 04	Sale
12/08/16	90 000	1,301.25	Various	1,330.74		-29.49	Total of 2 transactions
2 transactions for 12/09/16							
	5 000	71 63	01/06/14	73 40		-1 77	Sale
	35,000	501.37	04/06/15	503 30		-1 93	Sale
12/09/16	40 000	573.00	Various	576 70		-3.70	Total of 2 transactions
12/12/16	30,000	424.30	04/06/15	431.40		-7 10	Sale

Bessemer Trust Company N.A.

Account 8G9454

2016

02/17/2017

Proceeds Not Reported to the IRS
(continued)

LONG TERM TRANSACTIONS [Ordinary gains or losses are identified in the Additional information column]

Report on Form 8949, Part II, with Box F checked

Description of property	Quantity	Proceeds & Reported (G)ross or (N)et acquired	Date acquired	Cost or other basis	Accrued mkt disc (D) & Wash sale loss disallowed (W)	Gain or loss(-) & Loss not allowed (X) also not reported (Z)	Additional information
WHARF HOLDINGS ADR / CUSIP 962257408 / Symbol WARFY (cont'd)							
2 transactions for 12/13/16							
25 000	346 65	04/06/15	359 50		-12 85	Sale	
35 000	485 30	04/17/15	499 28		-13 98	Sale	
60 000	831 95	Various	858 78		-26 83	Total of 2 transactions	
3 transactions for 12/14/16							
15 000	209 56	12/02/11	149 21		60 35	Sale	
10 000	139 71	03/03/14	137 46		2 25	Sale	
15 000	209 56	04/17/15	213 97		-4 41	Sale	
40 000	558 83	Various	500 64		58 19	Total of 3 transactions	
2 transactions for 12/15/16							
60 000	811 72	11/21/11	571 44		240 28	Sale	
10 000	135 29	12/02/11	99 47		35 82	Sale	
70 000	947 01	Various	670 91		276 10	Total of 2 transactions	
35 000	470 10	11/21/11	333 34		136 76	Sale	
Security total.	6 058 62		5 767 47		291 15		
WILMAR INTERNATIONAL ADR / CUSIP 971433107 / Symbol WLMIL Y							
08/24/16	10 000	03/03/14	273 39		-46 08	Sale	
08/30/16	10 000	03/03/14	273 39		-49 05	Sale	
08/31/16	20 000	03/14/14	535 66		-66 60	Sale	
2 transactions for 09/01/16							
60 000	1 352 10	02/07/14	1 535 96		-183 86	Sale	
30 000	676 05	03/14/14	803 48		-127 43	Sale	
90 000	2 028 15	Various	2 339 44		-311 29	Total of 2 transactions	
11/03/16	10 000	02/07/14	256 00		-20 58	Sale	



Bessemer Trust Company N.A.

Account 8G9454

Proceeds Not Reported to the IRS
(continued)

2016

02/17/2017

LONG TERM TRANSACTIONS [Ordinary gains or losses are identified in the Additional information column]
Report on Form 8949, Part II, with Box F checked

Description of property

Date sold or disposed	Quantity	Proceeds & Reported (G)ross or (N)et acquired	Date	Symbol	Cost or other basis	Accrued mkt disc (D) & Wash sale loss disallowed (W)	Gain or loss(-) & Loss not allowed (X) also not reported (Z)	Additional information
WILMAR INTERNATIONAL ADR / CUSIP: 971433107 / Symbol: WLM I Y (cont'd)								
11/07/16	20,000	472.66	02/07/14		511.99		-39.33	Sale
11/09/16	10,000	234.02	02/07/14		255.99		-21.97	Sale
11/10/16	20,000	475.94	02/06/15		492.00		-16.06	Sale
3 transactions for 11/11/16								
	60,000	1,404.50	04/06/15		1,442.40		-37.90	Sale
	25,000	585.21	04/17/15		603.13		-17.92	Sale
	15,000	351.12	04/27/15		366.98		-15.86	Sale
11/11/16	100,000	2,340.83	Various		2,412.51		-71.68	Total of 3 transactions
Security total								
		6,687.73			7,350.37		-662.64	
YUM BRANDS INC / CUSIP: 988498101 / Symbol: YUM								
3 transactions for 01/20/16								
	5,000	336.86	09/05/14		360.79		-23.93	Sale
	35,000	2,358.00	10/10/14		2,430.24		-72.24	Sale
	25,000	1,684.29	01/14/15		1,804.03		-119.74	Sale
01/20/16	65,000	4,379.15	Various		4,595.06		-215.91	Total of 3 transactions
ZIMMER BIOMET HOLDINGS INC / CUSIP: 98956P102 / Symbol: ZBH								
3 transactions for 04/27/16								
	5,000	580.48	02/06/15		565.98		-5.50	Sale
	20,000	2,321.93	04/06/15		2,332.00		-10.07	Sale
	25,000	2,902.42	04/17/15		2,866.75		35.67	Sale
04/27/16	50,000	5,804.83	Various		5,784.73		20.10	Total of 3 transactions



Bessemer Trust Company N.A. Account 8G9454
 2016 (continued) 02/17/2017

Proceeds Not Reported to the IRS
 (continued)

LONG TERM TRANSACTIONS [Ordinary gains or losses are identified in the Additional information column]
 Report on Form 8949, Part II, with Box F checked

Description of property	Quantity	Proceeds & Reported (G)ross or (N)et acquired	Date acquired	Cost or other basis	Accrued mkt disc (D) & Wash sale loss disallowed (W)	Gain or loss(-) & Loss not allowed (X) also not reported (Z)	Additional Information
ZIMMER BIOMET HOLDINGS INC / CUSIP 98956P102 / Symbol ZBH (cont'd)							
2 transactions for 12/08/16							
	5 000	522 70	05/01/12	322 13		200 57	Sale
	5 000	522 70	02/28/14	469 15		53 55	Sale
12/08/16	10 000	1,045 40	Various	791 28		254 12	Total of 2 transactions
3 transactions for 12/09/16							
	15 000	1,576 68	05/01/12	966 38		610 30	Sale
	5 000	525 56	05/04/12	316 50		209 06	Sale
	20 000	2,102 25	05/24/12	1,229 60		872 65	Sale
12/09/16	40 000	4,204 49	Various	2,512 48		1,692 01	Total of 3 transactions
12/12/16	15 000	1,587 68	05/24/12	922 20		665 48	Sale
		12,642.40		10,010 69		2,631.71	
Security total:							
ELECTRIC PWR DEV CORP / CUSIP B02Q328 / Symbol	20 000	480.50	06/11/15	733 64		-253 14	Sale
2 transactions for 12/21/16							
	5 000	118 53	06/11/15	183 41		-64 88	Sale
	25 000	592 62	06/12/15	900 92		-308 30	Sale
12/21/16	30 000	711 15	Various	1,084 33		-373 18	Total of 2 transactions
2 transactions for 12/22/16							
	5 000	117 65	06/04/15	177 89		-60 24	Sale
	25 000	588 28	06/12/15	900 92		-312 64	Sale
12/22/16	30 000	705 93	Various	1,078 81		-372 88	Total of 2 transactions



