



See a Social Security Number? Say Something!  
Report Privacy Problems to <https://public.resource.org/privacy>  
Or call the IRS Identity Theft Hotline at 1-800-908-4490





Part II Balance Sheets		Attached schedules and amounts in the description column should be for end-of-year amounts only (See instructions)		
		Beginning of year	End of year	
		(a) Book Value	(b) Book Value	(c) Fair Market Value
Assets	1 Cash—non-interest-bearing . . . . .			
	2 Savings and temporary cash investments . . . . .	148,050	262,350	262,350
	3 Accounts receivable ▶ _____ Less allowance for doubtful accounts ▶ _____			
	4 Pledges receivable ▶ _____ Less allowance for doubtful accounts ▶ _____			
	5 Grants receivable . . . . .			
	6 Receivables due from officers, directors, trustees, and other disqualified persons (attach schedule) (see instructions) . . . . .			
	7 Other notes and loans receivable (attach schedule) ▶ _____ Less allowance for doubtful accounts ▶ _____			
	8 Inventories for sale or use . . . . .			
	9 Prepaid expenses and deferred charges . . . . .			
	10a Investments—U S and state government obligations (attach schedule)			
	b Investments—corporate stock (attach schedule) . . . . .	1,146,534	1,177,886	1,739,977
	c Investments—corporate bonds (attach schedule) . . . . .	219,801	219,801	253,005
	11 Investments—land, buildings, and equipment basis ▶ _____ Less accumulated depreciation (attach schedule) ▶ _____			
	12 Investments—mortgage loans . . . . .			
	13 Investments—other (attach schedule) . . . . .			
	14 Land, buildings, and equipment basis ▶ _____ Less accumulated depreciation (attach schedule) ▶ _____			
15 Other assets (describe ▶ _____)				
16 <b>Total assets</b> (to be completed by all filers—see the instructions Also, see page 1, item I)	1,514,385	1,660,037	2,255,332	
Liabilities	17 Accounts payable and accrued expenses . . . . .			
	18 Grants payable . . . . .			
	19 Deferred revenue . . . . .			
	20 Loans from officers, directors, trustees, and other disqualified persons			
	21 Mortgages and other notes payable (attach schedule) . . . . .			
	22 Other liabilities (describe ▶ _____)			
	23 <b>Total liabilities</b> (add lines 17 through 22) . . . . .	0	0	
	Net Assets or Fund Balances	<b>Foundations that follow SFAS 117, check here</b> ▶ <input type="checkbox"/> <b>and complete lines 24 through 26 and lines 30 and 31.</b>		
24 Unrestricted . . . . .				
25 Temporarily restricted . . . . .				
26 Permanently restricted . . . . .				
<b>Foundations that do not follow SFAS 117, check here</b> ▶ <input checked="" type="checkbox"/> <b>and complete lines 27 through 31.</b>				
27 Capital stock, trust principal, or current funds . . . . .		1,514,385	1,660,037	
28 Paid-in or capital surplus, or land, bldg , and equipment fund				
29 Retained earnings, accumulated income, endowment, or other funds				
30 <b>Total net assets or fund balances</b> (see instructions) . . . . .	1,514,385	1,660,037		
31 <b>Total liabilities and net assets/fund balances</b> (see instructions) .	1,514,385	1,660,037		

**Part III Analysis of Changes in Net Assets or Fund Balances**

1 Total net assets or fund balances at beginning of year—Part II, column (a), line 30 (must agree with end-of-year figure reported on prior year's return) . . . . .	<b>1</b>	1,514,385
2 Enter amount from Part I, line 27a . . . . .	<b>2</b>	145,539
3 Other increases not included in line 2 (itemize) ▶ _____	<b>3</b>	113
4 Add lines 1, 2, and 3 . . . . .	<b>4</b>	1,660,037
5 Decreases not included in line 2 (itemize) ▶ _____	<b>5</b>	
6 Total net assets or fund balances at end of year (line 4 minus line 5)—Part II, column (b), line 30 .	<b>6</b>	1,660,037

**Part IV Capital Gains and Losses for Tax on Investment Income**

(a) List and describe the kind(s) of property sold (e g , real estate, 2-story brick warehouse, or common stock, 200 shs MLC Co )	(b) How acquired P—Purchase D—Donation	(c) Date acquired (mo , day, yr )	(d) Date sold (mo , day, yr )
<b>1a</b> See Additional Data Table			
<b>b</b>			
<b>c</b>			
<b>d</b>			
<b>e</b>			

(e) Gross sales price	(f) Depreciation allowed (or allowable)	(g) Cost or other basis plus expense of sale	(h) Gain or (loss) (e) plus (f) minus (g)
<b>a</b> See Additional Data Table			
<b>b</b>			
<b>c</b>			
<b>d</b>			
<b>e</b>			

Complete only for assets showing gain in column (h) and owned by the foundation on 12/31/69			(l) Gains (Col (h) gain minus col (k), but not less than -0-) or Losses (from col (h))
(i) F M V as of 12/31/69	(j) Adjusted basis as of 12/31/69	(k) Excess of col (i) over col (j), if any	
<b>a</b> See Additional Data Table			
<b>b</b>			
<b>c</b>			
<b>d</b>			
<b>e</b>			

<b>2</b> Capital gain net income or (net capital loss) <span style="float: right;">{ If gain, also enter in Part I, line 7 If (loss), enter -0- in Part I, line 7 }</span>	<b>2</b>	247,614
<b>3</b> Net short-term capital gain or (loss) as defined in sections 1222(5) and (6) If gain, also enter in Part I, line 8, column (c) (see instructions) If (loss), enter -0- in Part I, line 8 <span style="float: right;">{ }</span>	<b>3</b>	

**Part V Qualification Under Section 4940(e) for Reduced Tax on Net Investment Income**

(For optional use by domestic private foundations subject to the section 4940(a) tax on net investment income )

If section 4940(d)(2) applies, leave this part blank

Was the foundation liable for the section 4942 tax on the distributable amount of any year in the base period? ☐ Yes ☒ No

If "Yes," the foundation does not qualify under section 4940(e) Do not complete this part

**1** Enter the appropriate amount in each column for each year, see instructions before making any entries

(a) Base period years Calendar year (or tax year beginning in)	(b) Adjusted qualifying distributions	(c) Net value of noncharitable-use assets	(d) Distribution ratio (col (b) divided by col (c))
2015	113,093	2,472,438	0 045741
2014	147,478	2,601,617	0 056687
2013	205,234	2,399,115	0 085546
2012	26,593	2,217,648	0 011992
2011	87,206	2,155,353	0 04046
<b>2</b> Total of line 1, column (d)			<b>2</b> 0 240426
<b>3</b> Average distribution ratio for the 5-year base period—divide the total on line 2 by 5, or by the number of years the foundation has been in existence if less than 5 years			<b>3</b> 0 048085
<b>4</b> Enter the net value of noncharitable-use assets for 2016 from Part X, line 5			<b>4</b> 2,219,003
<b>5</b> Multiply line 4 by line 3			<b>5</b> 106,701
<b>6</b> Enter 1% of net investment income (1% of Part I, line 27b)			<b>6</b> 2,766
<b>7</b> Add lines 5 and 6			<b>7</b> 109,467
<b>8</b> Enter qualifying distributions from Part XII, line 4			<b>8</b> 121,740

If line 8 is equal to or greater than line 7, check the box in Part VI, line 1b, and complete that part using a 1% tax rate See the Part VI instructions

**Part VI Excise Tax Based on Investment Income (Section 4940(a), 4940(b), 4940(e), or 4948—see instructions)**

<b>1a</b>	Exempt operating foundations described in section 4940(d)(2), check here <input type="checkbox"/> and enter "N/A" on line 1 Date of ruling or determination letter _____ (attach copy of letter if necessary—see instructions)		
<b>b</b>	Domestic foundations that meet the section 4940(e) requirements in Part V, check here <input checked="" type="checkbox"/> and enter 1% of Part I, line 27b . . . . .	<b>1</b>	2,766
<b>c</b>	All other domestic foundations enter 2% of line 27b. Exempt foreign organizations enter 4% of Part I, line 12, col (b)		
<b>2</b>	Tax under section 511 (domestic section 4947(a)(1) trusts and taxable foundations only. Others enter -0-)	<b>2</b>	
<b>3</b>	Add lines 1 and 2. . . . .	<b>3</b>	2,766
<b>4</b>	Subtitle A (income) tax (domestic section 4947(a)(1) trusts and taxable foundations only. Others enter -0-)	<b>4</b>	
<b>5</b>	<b>Tax based on investment income.</b> Subtract line 4 from line 3. If zero or less, enter -0- . . . . .	<b>5</b>	2,766
<b>6</b>	Credits/Payments		
<b>a</b>	2016 estimated tax payments and 2015 overpayment credited to 2016	<b>6a</b>	5,460
<b>b</b>	Exempt foreign organizations—tax withheld at source . . . . .	<b>6b</b>	
<b>c</b>	Tax paid with application for extension of time to file (Form 8868) . . . . .	<b>6c</b>	
<b>d</b>	Backup withholding erroneously withheld . . . . .	<b>6d</b>	
<b>7</b>	Total credits and payments. Add lines 6a through 6d. . . . .	<b>7</b>	5,460
<b>8</b>	Enter any <b>penalty</b> for underpayment of estimated tax. Check here <input type="checkbox"/> if Form 2220 is attached	<b>8</b>	
<b>9</b>	<b>Tax due.</b> If the total of lines 5 and 8 is more than line 7, enter <b>amount owed</b> . . . . .	<b>9</b>	
<b>10</b>	<b>Overpayment.</b> If line 7 is more than the total of lines 5 and 8, enter the <b>amount overpaid</b> . . . . .	<b>10</b>	2,694
<b>11</b>	Enter the amount of line 10 to be <b>Credited to 2017 estimated tax</b> <input type="checkbox"/> 2,694 <b>Refunded</b> <input type="checkbox"/>	<b>11</b>	

**Part VII-A Statements Regarding Activities**

	Yes	No
<b>1a</b> During the tax year, did the foundation attempt to influence any national, state, or local legislation or did it participate or intervene in any political campaign?	<b>1a</b>	No
<b>b</b> Did it spend more than \$100 during the year (either directly or indirectly) for political purposes (see Instructions for definition)? . . . . . <i>If the answer is "Yes" to 1a or 1b, attach a detailed description of the activities and copies of any materials published or distributed by the foundation in connection with the activities</i>	<b>1b</b>	No
<b>c</b> Did the foundation file <b>Form 1120-POL</b> for this year? . . . . .	<b>1c</b>	No
<b>d</b> Enter the amount (if any) of tax on political expenditures (section 4955) imposed during the year (1) On the foundation <input type="checkbox"/> \$ _____ (2) On foundation managers <input type="checkbox"/> \$ _____		
<b>e</b> Enter the reimbursement (if any) paid by the foundation during the year for political expenditure tax imposed on foundation managers <input type="checkbox"/> \$ _____		
<b>2</b> Has the foundation engaged in any activities that have not previously been reported to the IRS? . . . . . <i>If "Yes," attach a detailed description of the activities</i>	<b>2</b>	No
<b>3</b> Has the foundation made any changes, not previously reported to the IRS, in its governing instrument, articles of incorporation, or bylaws, or other similar instruments? <i>If "Yes," attach a conformed copy of the changes</i>	<b>3</b>	No
<b>4a</b> Did the foundation have unrelated business gross income of \$1,000 or more during the year? . . . . .	<b>4a</b>	No
<b>b</b> If "Yes," has it filed a tax return on <b>Form 990-T</b> for this year? . . . . .	<b>4b</b>	
<b>5</b> Was there a liquidation, termination, dissolution, or substantial contraction during the year? . . . . . <i>If "Yes," attach the statement required by General Instruction T</i>	<b>5</b>	No
<b>6</b> Are the requirements of section 508(e) (relating to sections 4941 through 4945) satisfied either • By language in the governing instrument, or • By state legislation that effectively amends the governing instrument so that no mandatory directions that conflict with the state law remain in the governing instrument? . . . . .	<b>6</b>	Yes
<b>7</b> Did the foundation have at least \$5,000 in assets at any time during the year? <i>If "Yes," complete Part II, col (c), and Part XV</i> . . . . .	<b>7</b>	Yes
<b>8a</b> Enter the states to which the foundation reports or with which it is registered (see instructions) <input type="checkbox"/> _____		
<b>b</b> If the answer is "Yes" to line 7, has the foundation furnished a copy of Form 990-PF to the Attorney General (or designate) of each state as required by General Instruction G? <i>If "No," attach explanation</i> .	<b>8b</b>	Yes
<b>9</b> Is the foundation claiming status as a private operating foundation within the meaning of section 4942(j)(3) or 4942(j)(5) for calendar year 2016 or the taxable year beginning in 2016 (see instructions for Part XIV)? <i>If "Yes," complete Part XIV</i> . . . . .	<b>9</b>	No
<b>10</b> Did any persons become substantial contributors during the tax year? <i>If "Yes," attach a schedule listing their names and addresses</i> . . . . .	<b>10</b>	No

**Part VII-A Statements Regarding Activities** (continued)

<b>11</b>	At any time during the year, did the foundation, directly or indirectly, own a controlled entity within the meaning of section 512(b)(13)? If "Yes," attach schedule (see instructions). . . . .	<b>11</b>		<b>No</b>
<b>12</b>	Did the foundation make a distribution to a donor advised fund over which the foundation or a disqualified person had advisory privileges? If "Yes," attach statement (see instructions) . . . . .	<b>12</b>		<b>No</b>
<b>13</b>	Did the foundation comply with the public inspection requirements for its annual returns and exemption application? Website address ► <u>N/A</u>	<b>13</b>	<b>Yes</b>	
<b>14</b>	The books are in care of ► <u>WITHUM SMITH BROWN PC</u> Telephone no ► <u>(609) 520-1188</u>			

Located at ► 506 CARNEGIE CENTER SUITE 400 PRINCETON NJZIP+4 ► 08540

<b>15</b>	Section 4947(a)(1) nonexempt charitable trusts filing Form 990-PF in lieu of <b>Form 1041</b> —Check here . . . . .	<input type="checkbox"/>		
	and enter the amount of tax-exempt interest received or accrued during the year . . . . .	► <b>15</b>		
<b>16</b>	At any time during calendar year 2016, did the foundation have an interest in or a signature or other authority over a bank, securities, or other financial account in a foreign country?	<b>16</b>	<b>Yes</b>	<b>No</b>
	See instructions for exceptions and filing requirements for FinCEN Form 114, Report of Foreign Bank and Financial Accounts (FBAR) If "Yes," enter the name of the foreign country ►			

**Part VII-B Statements Regarding Activities for Which Form 4720 May Be Required****File Form 4720 if any item is checked in the "Yes" column, unless an exception applies.**

<b>1a</b>	During the year did the foundation (either directly or indirectly)		<b>Yes</b>	<b>No</b>
	(1) Engage in the sale or exchange, or leasing of property with a disqualified person? <input type="checkbox"/> Yes <input checked="" type="checkbox"/> No			
	(2) Borrow money from, lend money to, or otherwise extend credit to (or accept it from) a disqualified person? <input type="checkbox"/> Yes <input checked="" type="checkbox"/> No			
	(3) Furnish goods, services, or facilities to (or accept them from) a disqualified person? <input type="checkbox"/> Yes <input checked="" type="checkbox"/> No			
	(4) Pay compensation to, or pay or reimburse the expenses of, a disqualified person? <input type="checkbox"/> Yes <input checked="" type="checkbox"/> No			
	(5) Transfer any income or assets to a disqualified person (or make any of either available for the benefit or use of a disqualified person)? <input type="checkbox"/> Yes <input checked="" type="checkbox"/> No			
	(6) Agree to pay money or property to a government official? ( <b>Exception.</b> Check "No" if the foundation agreed to make a grant to or to employ the official for a period after termination of government service, if terminating within 90 days ). <input type="checkbox"/> Yes <input checked="" type="checkbox"/> No			
<b>b</b>	If any answer is "Yes" to 1a(1)–(6), did <b>any</b> of the acts fail to qualify under the exceptions described in Regulations section 53.4941(d)-3 or in a current notice regarding disaster assistance (see instructions)? . . . . .	<b>1b</b>		
	Organizations relying on a current notice regarding disaster assistance check here. . . . .			
<b>c</b>	Did the foundation engage in a prior year in any of the acts described in 1a, other than excepted acts, that were not corrected before the first day of the tax year beginning in 2016? . . . . .	<b>1c</b>		<b>No</b>
<b>2</b>	Taxes on failure to distribute income (section 4942) (does not apply for years the foundation was a private operating foundation defined in section 4942(j)(3) or 4942(j)(5))			
<b>a</b>	At the end of tax year 2016, did the foundation have any undistributed income (lines 6d and 6e, Part XIII) for tax year(s) beginning before 2016? . . . . .		<input type="checkbox"/> Yes <input checked="" type="checkbox"/> No	
	If "Yes," list the years ► 20____, 20____, 20____, 20____			
<b>b</b>	Are there any years listed in 2a for which the foundation is <b>not</b> applying the provisions of section 4942(a)(2) (relating to incorrect valuation of assets) to the year's undistributed income? (If applying section 4942(a)(2) to <b>all</b> years listed, answer "No" and attach statement—see instructions) . . . . .	<b>2b</b>		<b>No</b>
<b>c</b>	If the provisions of section 4942(a)(2) are being applied to <b>any</b> of the years listed in 2a, list the years here ► 20____, 20____, 20____, 20____			
<b>3a</b>	Did the foundation hold more than a 2% direct or indirect interest in any business enterprise at any time during the year? . . . . .		<input type="checkbox"/> Yes <input checked="" type="checkbox"/> No	
<b>b</b>	If "Yes," did it have excess business holdings in 2016 as a result of (1) any purchase by the foundation or disqualified persons after May 26, 1969, (2) the lapse of the 5-year period (or longer period approved by the Commissioner under section 4943(c)(7)) to dispose of holdings acquired by gift or bequest, or (3) the lapse of the 10-, 15-, or 20-year first phase holding period? (Use Schedule C, Form 4720, to determine if the foundation had excess business holdings in 2016) . . . . .	<b>3b</b>		
<b>4a</b>	Did the foundation invest during the year any amount in a manner that would jeopardize its charitable purposes?	<b>4a</b>		<b>No</b>
<b>b</b>	Did the foundation make any investment in a prior year (but after December 31, 1969) that could jeopardize its charitable purpose that had not been removed from jeopardy before the first day of the tax year beginning in 2016?	<b>4b</b>		<b>No</b>

**Part VII-B Statements Regarding Activities for Which Form 4720 May Be Required** (Continued)

<b>5a</b> During the year did the foundation pay or incur any amount to <b>(1)</b> Carry on propaganda, or otherwise attempt to influence legislation (section 4945(e))? <span style="float:right;"><input type="checkbox"/> Yes <input checked="" type="checkbox"/> No</span> <b>(2)</b> Influence the outcome of any specific public election (see section 4955), or to carry on, directly or indirectly, any voter registration drive? <span style="float:right;"><input type="checkbox"/> Yes <input checked="" type="checkbox"/> No</span> <b>(3)</b> Provide a grant to an individual for travel, study, or other similar purposes? <span style="float:right;"><input type="checkbox"/> Yes <input checked="" type="checkbox"/> No</span> <b>(4)</b> Provide a grant to an organization other than a charitable, etc., organization described in section 4945(d)(4)(A)? (see instructions). <span style="float:right;"><input type="checkbox"/> Yes <input checked="" type="checkbox"/> No</span> <b>(5)</b> Provide for any purpose other than religious, charitable, scientific, literary, or educational purposes, or for the prevention of cruelty to children or animals? <span style="float:right;"><input type="checkbox"/> Yes <input checked="" type="checkbox"/> No</span> <b>b</b> If any answer is "Yes" to 5a(1)–(5), did <b>any</b> of the transactions fail to qualify under the exceptions described in Regulations section 53.4945 or in a current notice regarding disaster assistance (see instructions)? <span style="float:right;"><input type="checkbox"/> Yes <input checked="" type="checkbox"/> No</span> Organizations relying on a current notice regarding disaster assistance check here. <span style="float:right;"><input type="checkbox"/> Yes <input checked="" type="checkbox"/> No</span> <b>c</b> If the answer is "Yes" to question 5a(4), does the foundation claim exemption from the tax because it maintained expenditure responsibility for the grant? <span style="float:right;"><input type="checkbox"/> Yes <input checked="" type="checkbox"/> No</span> If "Yes," attach the statement required by Regulations section 53.4945–5(d)	<b>5b</b>		
<b>6a</b> Did the foundation, during the year, receive any funds, directly or indirectly, to pay premiums on a personal benefit contract? <span style="float:right;"><input type="checkbox"/> Yes <input checked="" type="checkbox"/> No</span> <b>b</b> Did the foundation, during the year, pay premiums, directly or indirectly, on a personal benefit contract? <span style="float:right;"><input type="checkbox"/> Yes <input checked="" type="checkbox"/> No</span> If "Yes" to 6b, file Form 8870	<b>6b</b>		<b>No</b>
<b>7a</b> At any time during the tax year, was the foundation a party to a prohibited tax shelter transaction? <span style="float:right;"><input type="checkbox"/> Yes <input checked="" type="checkbox"/> No</span> <b>b</b> If yes, did the foundation receive any proceeds or have any net income attributable to the transaction? <span style="float:right;"><input type="checkbox"/> Yes <input checked="" type="checkbox"/> No</span>	<b>7b</b>		

**Part VIII Information About Officers, Directors, Trustees, Foundation Managers, Highly Paid Employees, and Contractors**

<b>1 List all officers, directors, trustees, foundation managers and their compensation (see instructions).</b>				
(a) Name and address	Title, and average hours per week (b) devoted to position	(c) Compensation (If not paid, enter -0-)	(d) Contributions to employee benefit plans and deferred compensation	Expense account, (e) other allowances
See Additional Data Table				
<b>2 Compensation of five highest-paid employees (other than those included on line 1—see instructions). If none, enter "NONE."</b>				
(a) Name and address of each employee paid more than \$50,000	Title, and average hours per week (b) devoted to position	(c) Compensation	(d) Contributions to employee benefit plans and deferred compensation	Expense account, (e) other allowances
<b>Total</b> number of other employees paid over \$50,000. <span style="float:right;"><input type="checkbox"/> Yes <input checked="" type="checkbox"/> No</span>				

**Part VIII Information About Officers, Directors, Trustees, Foundation Managers, Highly Paid Employees, and Contractors** *(continued)*

**3 Five highest-paid independent contractors for professional services (see instructions). If none, enter "NONE".**

(a) Name and address of each person paid more than \$50,000	(b) Type of service	(c) Compensation
<b>Total</b> number of others receiving over \$50,000 for professional services. . . . . ►		

**Part IX-A Summary of Direct Charitable Activities**

List the foundation's four largest direct charitable activities during the tax year. Include relevant statistical information such as the number of organizations and other beneficiaries served, conferences convened, research papers produced, etc.

	Expenses
<b>1</b>	
<b>2</b>	
<b>3</b>	
<b>4</b>	

**Part IX-B Summary of Program-Related Investments** (see instructions)

Describe the two largest program-related investments made by the foundation during the tax year on lines 1 and 2	Amount
<b>1</b>	
<b>2</b>	
All other program-related investments. See instructions.	
<b>3</b>	
<b>Total.</b> Add lines 1 through 3 . . . . . ►	



**Part X Minimum Investment Return** (All domestic foundations must complete this part. Foreign foundations, see instructions.)

<b>1</b>	Fair market value of assets not used (or held for use) directly in carrying out charitable, etc., purposes		
<b>a</b>	Average monthly fair market value of securities.	<b>1a</b>	1,912,373
<b>b</b>	Average of monthly cash balances.	<b>1b</b>	340,422
<b>c</b>	Fair market value of all other assets (see instructions).	<b>1c</b>	0
<b>d</b>	<b>Total</b> (add lines 1a, b, and c).	<b>1d</b>	2,252,795
<b>e</b>	Reduction claimed for blockage or other factors reported on lines 1a and 1c (attach detailed explanation).	<b>1e</b>	
<b>2</b>	Acquisition indebtedness applicable to line 1 assets.	<b>2</b>	0
<b>3</b>	Subtract line 2 from line 1d.	<b>3</b>	2,252,795
<b>4</b>	Cash deemed held for charitable activities. Enter 1 1/2% of line 3 (for greater amount, see instructions).	<b>4</b>	33,792
<b>5</b>	<b>Net value of noncharitable-use assets.</b> Subtract line 4 from line 3. Enter here and on Part V, line 4.	<b>5</b>	2,219,003
<b>6</b>	<b>Minimum investment return.</b> Enter 5% of line 5.	<b>6</b>	110,950

**Part XI Distributable Amount** (see instructions) (Section 4942(j)(3) and (j)(5) private operating foundations and certain foreign organizations check here ☐ and do not complete this part.)

<b>1</b>	Minimum investment return from Part X, line 6.	<b>1</b>	110,950
<b>2a</b>	Tax on investment income for 2016 from Part VI, line 5.	<b>2a</b>	2,766
<b>b</b>	Income tax for 2016 (This does not include the tax from Part VI).	<b>2b</b>	
<b>c</b>	Add lines 2a and 2b.	<b>2c</b>	2,766
<b>3</b>	Distributable amount before adjustments. Subtract line 2c from line 1.	<b>3</b>	108,184
<b>4</b>	Recoveries of amounts treated as qualifying distributions.	<b>4</b>	
<b>5</b>	Add lines 3 and 4.	<b>5</b>	108,184
<b>6</b>	Deduction from distributable amount (see instructions).	<b>6</b>	
<b>7</b>	<b>Distributable amount</b> as adjusted. Subtract line 6 from line 5. Enter here and on Part XIII, line 1.	<b>7</b>	108,184

**Part XII Qualifying Distributions** (see instructions)

<b>1</b>	Amounts paid (including administrative expenses) to accomplish charitable, etc., purposes		
<b>a</b>	Expenses, contributions, gifts, etc.—total from Part I, column (d), line 26.	<b>1a</b>	121,740
<b>b</b>	Program-related investments—total from Part IX-B.	<b>1b</b>	0
<b>2</b>	Amounts paid to acquire assets used (or held for use) directly in carrying out charitable, etc., purposes.	<b>2</b>	0
<b>3</b>	Amounts set aside for specific charitable projects that satisfy the		
<b>a</b>	Suitability test (prior IRS approval required).	<b>3a</b>	0
<b>b</b>	Cash distribution test (attach the required schedule).	<b>3b</b>	0
<b>4</b>	<b>Qualifying distributions.</b> Add lines 1a through 3b. Enter here and on Part V, line 8, and Part XIII, line 4.	<b>4</b>	121,740
<b>5</b>	Foundations that qualify under section 4940(e) for the reduced rate of tax on net investment income. Enter 1% of Part I, line 27b (see instructions).	<b>5</b>	2,766
<b>6</b>	<b>Adjusted qualifying distributions.</b> Subtract line 5 from line 4.	<b>6</b>	118,974

**Note:** The amount on line 6 will be used in Part V, column (b), in subsequent years when calculating whether the foundation qualifies for the section 4940(e) reduction of tax in those years.

**Part XIII Undistributed Income** (see instructions)

	(a) Corpus	(b) Years prior to 2015	(c) 2015	(d) 2016
<b>1</b> Distributable amount for 2016 from Part XI, line 7				108,184
<b>2</b> Undistributed income, if any, as of the end of 2016				
<b>a</b> Enter amount for 2015 only. . . . .			0	
<b>b</b> Total for prior years 2014, 2013, 2012		0		
<b>3</b> Excess distributions carryover, if any, to 2016				
<b>a</b> From 2011. . . . .				
<b>b</b> From 2012. . . . .				
<b>c</b> From 2013. . . . . 86,422				
<b>d</b> From 2014. . . . . 18,735				
<b>e</b> From 2015. . . . .				
<b>f</b> Total of lines 3a through e. . . . .	105,157			
<b>4</b> Qualifying distributions for 2016 from Part XII, line 4 ▶ \$ 121,740				
<b>a</b> Applied to 2015, but not more than line 2a			0	
<b>b</b> Applied to undistributed income of prior years (Election required—see instructions). . . . .				
<b>c</b> Treated as distributions out of corpus (Election required—see instructions). . . . .				
<b>d</b> Applied to 2016 distributable amount. . . . .				108,184
<b>e</b> Remaining amount distributed out of corpus	13,556			
<b>5</b> Excess distributions carryover applied to 2016 (If an amount appears in column (d), the same amount must be shown in column (a) )				
<b>6 Enter the net total of each column as indicated below:</b>				
<b>a</b> Corpus Add lines 3f, 4c, and 4e Subtract line 5	118,713			
<b>b</b> Prior years' undistributed income Subtract line 4b from line 2b. . . . .		0		
<b>c</b> Enter the amount of prior years' undistributed income for which a notice of deficiency has been issued, or on which the section 4942(a) tax has been previously assessed. . . . .				
<b>d</b> Subtract line 6c from line 6b Taxable amount—see instructions. . . . .		0		
<b>e</b> Undistributed income for 2015 Subtract line 4a from line 2a Taxable amount—see instructions. . . . .			0	
<b>f</b> Undistributed income for 2016 Subtract lines 4d and 5 from line 1 This amount must be distributed in 2017. . . . .				0
<b>7</b> Amounts treated as distributions out of corpus to satisfy requirements imposed by section 170(b)(1)(F) or 4942(g)(3) (Election may be required - see instructions). . . . .				
<b>8</b> Excess distributions carryover from 2011 not applied on line 5 or line 7 (see instructions). . . . .				
<b>9 Excess distributions carryover to 2017.</b> Subtract lines 7 and 8 from line 6a. . . . .	118,713			
<b>10</b> Analysis of line 9				
<b>a</b> Excess from 2012. . . . .				
<b>b</b> Excess from 2013. . . . . 86,422				
<b>c</b> Excess from 2014. . . . . 18,735				
<b>d</b> Excess from 2015. . . . .				
<b>e</b> Excess from 2016. . . . . 13,556				

**Part XIV Private Operating Foundations** (see instructions and Part VII-A, question 9)

**1a** If the foundation has received a ruling or determination letter that it is a private operating foundation, and the ruling is effective for 2016, enter the date of the ruling. . . . . ▶

**b** Check box to indicate whether the organization is a private operating foundation described in section ☐ 4942(j)(3) or ☐ 4942(j)(5)

	Tax year	Prior 3 years			(e) Total
	(a) 2016	(b) 2015	(c) 2014	(d) 2013	
<b>2a</b> Enter the lesser of the adjusted net income from Part I or the minimum investment return from Part X for each year listed . . . . .					
<b>b</b> 85% of line 2a . . . . .					
<b>c</b> Qualifying distributions from Part XII, line 4 for each year listed . . . . .					
<b>d</b> Amounts included in line 2c not used directly for active conduct of exempt activities . . . . .					
<b>e</b> Qualifying distributions made directly for active conduct of exempt activities. Subtract line 2d from line 2c . . . . .					
<b>3</b> Complete 3a, b, or c for the alternative test relied upon					
<b>a</b> "Assets" alternative test—enter					
<b>(1)</b> Value of all assets . . . . .					
<b>(2)</b> Value of assets qualifying under section 4942(j)(3)(B)(i)					
<b>b</b> "Endowment" alternative test— enter 2/3 of minimum investment return shown in Part X, line 6 for each year listed. . . . .					
<b>c</b> "Support" alternative test—enter					
<b>(1)</b> Total support other than gross investment income (interest, dividends, rents, payments on securities loans (section 512(a)(5)), or royalties) . . . . .					
<b>(2)</b> Support from general public and 5 or more exempt organizations as provided in section 4942(j)(3)(B)(iii). . . . .					
<b>(3)</b> Largest amount of support from an exempt organization					
<b>(4)</b> Gross investment income					

**Part XV Supplementary Information** (Complete this part only if the organization had \$5,000 or more in assets at any time during the year—see instructions.)

**1 Information Regarding Foundation Managers:**

**a** List any managers of the foundation who have contributed more than 2% of the total contributions received by the foundation before the close of any tax year (but only if they have contributed more than \$5,000) (See section 507(d)(2) )

**b** List any managers of the foundation who own 10% or more of the stock of a corporation (or an equally large portion of the ownership of a partnership or other entity) of which the foundation has a 10% or greater interest

**2 Information Regarding Contribution, Grant, Gift, Loan, Scholarship, etc., Programs:**

Check here ☒ if the foundation only makes contributions to preselected charitable organizations and does not accept unsolicited requests for funds. If the foundation makes gifts, grants, etc. (see instructions) to individuals or organizations under other conditions, complete items 2a, b, c, and d

**a** The name, address, and telephone number or email address of the person to whom applications should be addressed

**b** The form in which applications should be submitted and information and materials they should include

**c** Any submission deadlines

**d** Any restrictions or limitations on awards, such as by geographical areas, charitable fields, kinds of institutions, or other factors

**Part XV** **Supplementary Information** (continued)**3 Grants and Contributions Paid During the Year or Approved for Future Payment**

Recipient	If recipient is an individual, show any relationship to any foundation manager or substantial contributor	Foundation status of recipient	Purpose of grant or contribution	Amount
Name and address (home or business)				
<b>a</b> <i>Paid during the year</i> See Additional Data Table				
<b>Total</b> . . . . .			<b>3a</b>	112,000
<b>b</b> <i>Approved for future payment</i>				
<b>Total</b> . . . . .			<b>3b</b>	

Enter gross amounts unless otherwise indicated

Enter gross amounts unless otherwise indicated	Unrelated business income		Excluded by section 512, 513, or 514		(e) Related or exempt function income (See instructions )
	(a) Business code	(b) Amount	(c) Exclusion code	(d) Amount	
<b>1</b> Program service revenue					
<b>a</b> _____					
<b>b</b> _____					
<b>c</b> _____					
<b>d</b> _____					
<b>e</b> _____					
<b>f</b> _____					
<b>g</b> Fees and contracts from government agencies					
<b>2</b> Membership dues and assessments. . . . .					
<b>3</b> Interest on savings and temporary cash investments . . . . .			14	441	
<b>4</b> Dividends and interest from securities. . . . .			14	54,057	
<b>5</b> Net rental income or (loss) from real estate					
<b>a</b> Debt-financed property. . . . .					
<b>b</b> Not debt-financed property. . . . .					
<b>6</b> Net rental income or (loss) from personal property					
<b>7</b> Other investment income. . . . .					
<b>8</b> Gain or (loss) from sales of assets other than inventory . . . . .			18	247,614	
<b>9</b> Net income or (loss) from special events					
<b>10</b> Gross profit or (loss) from sales of inventory					
<b>11</b> Other revenue <b>a</b> _____					
<b>b</b> _____					
<b>c</b> _____					
<b>d</b> _____					
<b>e</b> _____					
<b>12</b> Subtotal Add columns (b), (d), and (e). . .				302,112	
<b>13 Total.</b> Add line 12, columns (b), (d), and (e). . . . .			<b>13</b>		302,112

(See worksheet in line 13 instructions to verify calculations )

## Part XVI-B Relationship of Activities to the Accomplishment of Exempt Purposes

[illegible]

## Part XVII

- |       | Yes | No |
|-------|-----|----|
| 1a(1) |     | No |
| 1a(2) |     | No |
| 1b(1) |     | No |
| 1b(2) |     | No |
| 1b(3) |     | No |
| 1b(4) |     | No |
| 1b(5) |     | No |
| 1b(6) |     | No |
| 1c    |     | No |

[illegible]

- 2a** Is the foundation directly or indirectly affiliated with, or related to, one or more tax-exempt organizations described in section 501(c) of the Code (other than section 501(c)(3)) or in section 527? . . . . . ☐ Yes ☒ No
- b** If "Yes," complete the following schedule

(a) Name of organization	(b) Type of organization	(c) Description of relationship

<b>Sign</b>	Under penalties of perjury, I declare that I have examined this return, including accompanying schedules and statements, and to the best of my knowledge and belief, it is true, correct, and complete. Declaration of preparer (other than taxpayer) is based on all information of which preparer has any knowledge.

☒ Yes ☐ No

PRINCETON, NJ 085406243

**Form 990PF Part IV - Capital Gains and Losses for Tax on Investment Income - Columns a - d**

List and describe the kind(s) of property sold (e g , real estate, (a) 2-story brick warehouse, or common stock, 200 shs MLC Co )	(b) How acquired P—Purchase D—Donation	(c) Date acquired (mo , day, yr )	(d) Date sold (mo , day, yr )
6 SHS ADVANSIX INC		2016-02-29	2016-10-11
275 SHS FORTINET INC		2015-10-07	2016-02-17
300 SHS ISHARES CURRENCY HEDGED MSCI EUROZONE ET		2015-11-11	2016-06-28
582 SHS 300 SHS ISHARES CURRENCY HEDGED MSCI EUROZONE ET		2015-11-11	2016-06-28
85 SHS PERRIGO CO PLC		2015-11-16	2016-07-29
6000 SHS AMBEV SA SPONSORED ADR		2003-08-25	2016-09-22
100 SHS CABLE ONE INC		2004-11-11	2016-02-05
30 SHS CHIPOTLE MEXICAN GRILL CL A		2015-06-12	2016-10-28
300 SHS CISCO SYS INC		2000-09-22	2016-02-29
175 SHS EXXON MOBIL CORP		1993-02-24	2016-02-09

**Form 990PF Part IV - Capital Gains and Losses for Tax on Investment Income - Columns e - h**

(e) Gross sales price	(f) Depreciation allowed (or allowable)	(g) Cost or other basis plus expense of sale	(h) Gain or (loss) (e) plus (f) minus (g)
94		83	11
7,088		11,715	-4,627
6,919		8,207	-1,288
13,471		15,921	-2,450
7,785		12,826	-5,041
36,455		3,980	32,475
42,321		36,067	6,254
11,163		18,359	-7,196
7,942		18,186	-10,244
13,904		2,803	11,101

**Form 990PF Part IV - Capital Gains and Losses for Tax on Investment Income - Columns i - l**

Complete only for assets showing gain in column (h) and owned by the foundation on 12/31/69			(l) Gains (Col (h) gain minus col (k), but not less than -0-) or Losses (from col (h))
(i) F M V as of 12/31/69	(j) Adjusted basis as of 12/31/69	(k) Excess of col (i) over col (j), if any	
			11
			-4,627
			-1,288
			-2,450
			-5,041
			32,475
			6,254
			-7,196
			-10,244
			11,101

**Form 990PF Part IV - Capital Gains and Losses for Tax on Investment Income - Columns a - d**

List and describe the kind(s) of property sold (e g , real estate, (a) 2-story brick warehouse, or common stock, 200 shs MLC Co )	(b) How acquired P—Purchase D—Donation	(c) Date acquired (mo , day, yr )	(d) Date sold (mo , day, yr )
250 SHS EXXON MOBIL CORP		1993-02-24	2016-06-30
1000 SHS LIBERTY SIRIUS GROUP CL C		2008-12-29	2016-09-22
250 SHS LIBERTY MEDIA GROUP PLC C		2008-12-29	2016-09-22
100 SHS LIBERTY BRAVES GROUP CL C		2008-12-29	2016-09-22
65 SHS MCKESSON HBOC INC		2015-10-07	2016-11-17
400 SHS MONDELEX INTERNATIONAL I NC		2008-10-17	2016-02-29
500 SHS STARZ CL A		2008-12-29	2016-02-29
1000 SHS UNUMPROVIDENT CORP		2004-08-05	2016-02-29
200 SHS VERSIGN INC		2004-11-19	2016-02-09
2300 SHS VISTEON CORP		2011-03-14	2016-02-29

**Form 990PF Part IV - Capital Gains and Losses for Tax on Investment Income - Columns e - h**

(e) Gross sales price	(f) Depreciation allowed (or allowable)	(g) Cost or other basis plus expense of sale	(h) Gain or (loss) (e) plus (f) minus (g)
23,418		4,005	19,413
33,299		1,282	32,017
7,337		238	7,099
1,730		95	1,635
9,196		12,034	-2,838
16,398		5,859	10,539
12,097		282	11,815
28,799		16,400	12,399
14,373		6,622	7,751
164,018		51,330	112,688

**Form 990PF Part IV - Capital Gains and Losses for Tax on Investment Income - Columns i - l**

Complete only for assets showing gain in column (h) and owned by the foundation on 12/31/69			(l) Gains (Col (h) gain minus col (k), but not less than -0-) or Losses (from col (h))
(i) F M V as of 12/31/69	(j) Adjusted basis as of 12/31/69	(k) Excess of col (i) over col (j), if any	
			19,413
			32,017
			7,099
			1,635
			-2,838
			10,539
			11,815
			12,399
			7,751
			112,688



**Form 990PF Part IV - Capital Gains and Losses for Tax on Investment Income - Columns a - d**

List and describe the kind(s) of property sold (e g , real estate, <b>(a)</b> 2-story brick warehouse, or common stock, 200 shs MLC Co )	<b>(b)</b> How acquired P—Purchase D—Donation	<b>(c)</b> Date acquired (mo , day, yr )	<b>(d)</b> Date sold (mo , day, yr )
375 SHS WILLIAMS COS INC		1993-02-24	2016-03-02
3501 SHS WILLAIAMS COS INC		1993-02-24	2016-06-30
3333 WPX ENERGY INC		1993-02-24	2016-02-08
CAPITAL GAIN DIVIDENDS	P		

**Form 990PF Part IV - Capital Gains and Losses for Tax on Investment Income - Columns e - h**

<b>(e)</b> Gross sales price	Depreciation allowed <b>(f)</b> (or allowable)	Cost or other basis <b>(g)</b> plus expense of sale	Gain or (loss) <b>(h)</b> (e) plus (f) minus (g)
6,441		2,048	4,393
7,581		1,912	5,669
14,918		12,380	2,538
			3,501

**Form 990PF Part IV - Capital Gains and Losses for Tax on Investment Income - Columns i - l**

Complete only for assets showing gain in column (h) and owned by the foundation on 12/31/69			<b>(l)</b> Gains (Col (h) gain minus col (k), but not less than -0-) or Losses (from col (h))
<b>(i)</b> F M V as of 12/31/69	Adjusted basis <b>(j)</b> as of 12/31/69	Excess of col (i) <b>(k)</b> over col (j), if any	
			4,393
			5,669
			2,538


**Form 990PF Part VIII Line 1 - List all officers, directors, trustees, foundation managers and their compensation**

<b>(a)</b> Name and address	Title, and average hours per week <b>(b)</b> devoted to position	<b>(c)</b> Compensation (If not paid, enter -0-)	<b>(d)</b> Contributions to employee benefit plans and deferred compensation	Expense account, <b>(e)</b> other allowances
WILLIAM G LIENHARD	CHAIRMAN/PRESIDENT 0	0	0	0
361 FIRST STREET BROOKLYN, NY 11215				
DR GUSTAV E LIENHARD	TREASURER 0	0	0	0
ONE PARKWAY LANE HANOVER, NH 03755				
LINDA T LIENHARD	TRUSTEE 0	0	0	0
ONE PARKWAY LANE HANOVER, NH 03755				
SUSAN L HOLMES	TRUSTEE 0	0	0	0
23 HOANJOVO LANE PLEASANTVILLE, NY 10570				
AMANDA L HOLMES	TRUSTEE 0	0	0	0
2702 EAST EDISON STREET TUCSON, AZ 85716				
ANNE R HOLMES	TRUSTEE 0	0	0	0
PO BOX 4567 VINEYARD HAVEN, MA 02568				
DAVID G A HOLMES	TRUSTEE 0	0	0	0
29 PINE POINT Norwalk, CT 06853				
LAURA S LIENHARD	SECRETARY 0	0	0	0
260 LOVELL AVENUE MILL VALLEY, CA 94941				

Form 990FP Part XV Line 3 - Grants and Contributions Paid During the Year or Approved for Future Payment

Recipient	If recipient is an individual, show any relationship to any foundation manager or substantial contributor	Foundation status of recipient	Purpose of grant or contribution	Amount
Name and address (home or business)				
a Paid during the year				
Association of The Free Library 33 Highland Avenue Norwalk, CT 06853	None	PC	General Fund	2,000
Artists Space Inc 55 Walker Street New York, NY 10013	None	PC	General Fund	2,000
Buffalo Field Campaign PO Box 957 West Yellowstone, MT 59758	None	PC	General Fund	11,000
Choate Rosemerry Hall Foundaiton 333 Christian Street Wallingford, CT 06492	None	PC	General Fund	2,000
Committee on Temporary Shelter PO Box 1616 Burlington, VT 05402	None	PC	General Fund	2,000
Flat Rock Presbyterian Church PO Box 884 Mount Airy, NC 27030	None	PC	General Fund	2,000
Fresh Air Fund 633 Third Avenue New York, NY 10017	None	PC	General Fund	2,000
Friends of the Akwesasne Freedom School Inc Mohawk Nation Box 290 Roosevelt, NY 13683	None	PC	General Fund	1,000
Friends of the Bridgeport Public Library 925 Broad Street Bridgeport, CT 06604	None	PC	General Fund	2,000
Friends of the Up Island Council on Aging Howes House Box 3174 West Tisbury, MA 02575	None	PC	General Fund	1,000
Good Neighbor Health Clinic Inc 70 North Main Street White River Junction, VT 05001	None	PC	General Fund	3,000
Guiding Eyes for the Blind Inc 611 Granite Springs Road Yorktown Heights, NY 10589	None	PC	General Fund	4,000
Habitat For Humanity International Inc PO Box 1038 White River Junction, VT 05001	None	PC	General Fund	3,000
International Society for the Protection of Mustan PO Box 55 Lantry, SD 576360055	None	PC	General Fund	7,000
Kids Empowered by Your Support Inc PO Box 532 New Canaan, CT 06840	None	PC	General Fund	2,000
Total . . . . . ►				112,000
3a				

Form 990FP Part XV Line 3 - Grants and Contributions Paid During the Year or Approved for Future Payment				
Recipient	If recipient is an individual, show any relationship to any foundation manager or substantial contributor	Foundation status of recipient	Purpose of grant or contribution	Amount
Name and address (home or business)				
<b>a</b> <i>Paid during the year</i>				
King Street Center Inc 87 King Street Burlington, VT 05402	None	PC	General Fund	2,000
Listen Lebanon in Service 60 Hanover Street Lebanon, NH 03766	None	PC	General Fund	2,000
New Village School 100 Ebbtide Avenue Suite 144 Sausalito, CA 94965	None	PC	General Fund	3,000
Open Door Shelter Inc 4 Merritt Street Norwalk, CT 06854	None	PC	General Fund	2,000
Oxfam America Inc 226 Causeway Street 5th Floor Boston, MA 021142206	None	PC	General Fund	5,000
Pace University PO Box 419268 Boston, MA 022419268	None	PC	General Fund	8,000
Planned Parenthood Federation of America 123 William Street 10th Floor New York, NY 10038	None	PC	General Fund	4,500
Planned Parenthood of Northern New England 784 Hercules Drive Suite 110 Colchester, VT 05446	None	PC	General Fund	1,000
Pleasantville Ambulance Corps Inc PO Box 201 Pleasantville, NY 10570	None	PC	General Fund	1,000
Sustainable Organic Integrated Livelihoods 124 Church Road Sherburne, NY 13460	None	PC	General Fund	2,000
St Pauls School 325 Pleasant Street Concord, NH 033012591	None	PC	General Fund	1,000
Twin Pines Housing Trust 240 South Main Street Suite 4 White River Junction, VT 05001	None	PC	General Fund	3,000
Upper Valley Haven Inc 713 Hartford Avenue White River Junction, VT 05001	None	PC	General Fund	4,000
Unitarian Universalist Church of Tucson PO Box 40782 Tucson, AZ 85717	None	PC	General Fund	2,000
Vermont Childrens Trust Foundation 95 St Paul Street Suite 330 Burlington, VT 05401	None	PC	General Fund	2,000
<b>Total . . . . . ▶</b> <b>3a</b>				112,000

Form 990PF Part XV Line 3 - Grants and Contributions Paid During the Year or Approved for Future Payment				
Recipient	If recipient is an individual, show any relationship to any foundation manager or substantial contributor	Foundation status of recipient	Purpose of grant or contribution	Amount
Name and address (home or business)				
<b>a</b> <i>Paid during the year</i>				
Village of Pleasantville Senior Citizen Programs & 1A Clinton Street Pleasantville, NY 10570	None	PC	General Fund	1,000
Visiting Nurse Association and Hospice of Vt and N PO Box 881 Brattleboro, VT 053020881	None	PC	General Fund	1,000
Volunteers of Legal Service Inc 281 Park Avenue South New York, NY 10010	None	PC	General Fund	19,500
VSA Vermont Inc 21 Carmichael Street Suite 206 Essex Junction, VT 05452	None	PC	General Fund	2,000
<b>Total . . . . .</b> 				112,000
<b>3a</b>				

**TY 2016 Accounting Fees Schedule**

**Name:** Fannie M Lienhard Foundation  
c/o WithumSmithBrown PC

**EIN:** 22-3111533

Category	Amount	Net Investment Income	Adjusted Net Income	Disbursements for Charitable Purposes
ACCOUNTING	9,111	4,556		4,555

**Note:** To capture the full content of this document, please select landscape mode (11" x 8.5") when printing.

## **TY 2016 Depreciation Schedule**

**Name:** Fannie M Lienhard Foundation

c/o WithumSmithBrown PC

**EIN:** 22-3111533

**TY 2016 Investments Corporate Bonds Schedule**

**Name:** Fannie M Lienhard Foundation  
c/o WithumSmithBrown PC

**EIN:** 22-3111533

Name of Bond	End of Year Book Value	End of Year Fair Market Value
SCHEDULE ATTACHED - FIDUCIARY	219,801	253,005



**TY 2016 Investments Corporate Stock Schedule**

**Name:** Fannie M Lienhard Foundation  
c/o WithumSmithBrown PC

**EIN:** 22-3111533

Name of Stock	End of Year Book Value	End of Year Fair Market Value
SCHEDULE ATTACHED - FIDUCIARY	1,177,886	1,739,977

# TY 2016 Other Expenses Schedule

**Name:** Fannie M Lienhard Foundation  
c/o WithumSmithBrown PC

**EIN:** 22-3111533

## Other Expenses Schedule

Description	Revenue and Expenses per Books	Net Investment Income	Adjusted Net Income	Disbursements for Charitable Purposes
ANNUAL REPORT	28	14		14
INSURANCE	2,342	1,171		1,171
ADMINISTRATIVE & SECRETARIAL	8,000	4,000		4,000

**TY 2016 Other Increases Schedule**

**Name:** Fannie M Lienhard Foundation  
c/o WithumSmithBrown PC

**EIN:** 22-3111533

Description	Amount
BASIS ADJUSTMENT	113

**TY 2016 Other Professional Fees Schedule**

**Name:** Fannie M Lienhard Foundation  
c/o WithumSmithBrown PC

**EIN:** 22-3111533


Category	Amount	Net Investment Income	Adjusted Net Income	Disbursements for Charitable Purposes
INVESTMENT ADVISORY FEES - FT	15,315	15,315		

**TY 2016 Taxes Schedule**

**Name:** Fannie M Lienhard Foundation  
c/o WithumSmithBrown PC

**EIN:** 22-3111533

Category	Amount	Net Investment Income	Adjusted Net Income	Disbursements for Charitable Purposes
FOREIGN TAXES	416	416		
EXCISE TAX	9,361			



Account Detail

THE FANNIE M. LIENHARD FOUNDATION

For Month Ending December 31, 2016


Account Number:


Account Manager: Jennifer A McCalel

Page 9 of 3

Principal Portfolio Equities - Common Stock Holdings by Sector

Units	Security	Ticker Symbol	Unit Cost	Total Cost	Unit Price	Market Value	% of Equity Holdings	Unrealized Gain (Loss)	Est. Annual Income	Market Yield (%)
<b>Sector: Energy</b>										
6,700.00	WILLIAMS COMPANIES INC	WMB	5.46	36,593.89	31.14	208,638.00	12.19	172,044.11	5,360.00	2.57
140.00	EOG RES INC	EOG	84.08	11,770.50	101.10	14,154.00	0.83	2,383.50	93.80	0.66
2,375.00	EXXON MOBIL CORP	XOM	16.02	38,045.49	90.26	214,367.50	12.52	176,322.01	7,125.00	3.32
<b>Total Energy</b>				<b>\$86,409.88</b>		<b>\$437,159.50</b>	<b>25.54</b>	<b>\$350,749.62</b>	<b>\$12,578.80</b>	<b>2.88</b>
<b>Sector: Materials</b>										
125.00	ECOLAB INC	ECL	105.00	13,124.63	117.22	14,652.50	0.86	1,527.87	185.00	1.26
650.00	AXALTA COATING SYSTEMS LTD	AXTA	26.25	17,061.40	27.20	17,680.00	1.03	618.60	0.00	0.00
<b>Total Materials</b>				<b>\$30,186.03</b>		<b>\$32,332.50</b>	<b>1.89</b>	<b>\$2,146.47</b>	<b>\$185.00</b>	<b>0.57</b>
<b>Sector: Industrials</b>										
150.00	HONEYWELL INTL INC	HON	102.72	15,408.68	115.85	17,377.50	1.02	1,968.82	399.00	2.30
80.00	RAYTHEON CO NEW	RTN	139.46	11,156.70	142.00	11,360.00	0.66	203.30	234.40	2.06
225.00	AMETEK INC NEW	AME	54.95	12,362.63	48.60	10,935.00	0.64	(1,427.63)	81.00	0.74
70.00	FORTIVE CORP	FTV	43.32	3,032.09	53.63	3,754.10	0.22	722.01	19.60	0.52
400.00	INGERSOLL-RAND PLC	IR	26.05	10,420.70	75.04	30,016.00	1.75	19,595.30	640.00	2.13
200.00	FEDEX CORP	FDX	92.55	18,510.60	186.20	37,240.00	2.18	18,729.40	320.00	0.86
100.00	NORFOLK SOUTHERN CORP	NSC	18.81	1,881.25	108.07	10,807.00	0.63	8,925.75	236.00	2.18
<b>Total Industrials</b>				<b>\$72,772.65</b>		<b>\$121,489.60</b>	<b>7.10</b>	<b>\$48,716.95</b>	<b>\$1,930.00</b>	<b>1.59</b>






Account Detail  
**THE FANNIE M. LIENHARD FOUNDATION**  
For Month Ending December 31, 2016

Account Number:  
Account Manager: Jennifer A McCaleb  
Page 10 of 31

Principal Portfolio: Equities - Common Stock Holdings by Sector (continued)

Units Security		Ticker Symbol	Unit Cost	Total Cost	Unit Price	Market Value	% of Equity Holdings	Unrealized Gain (Loss)	Est. Annual Income	Market Yield (%)
<b>Sector: Consumer Disc.</b>										
215.00	NEWELL BRANDS INC	NWL	49.94	10,738.09	44.65	9,599.75	0.56	(1,138.34)	163.40	1.70
190.00	NIKE INC CL B	NKE	66.38	12,611.73	50.83	9,657.70	0.56	(2,954.03)	136.80	1.42
235.00	V F CORP	VFC	71.09	16,706.63	53.35	12,537.25	0.73	(4,169.38)	394.80	3.15
205.00	STARBUCKS CORP	SBUX	60.68	12,439.38	55.52	11,381.60	0.66	(1,057.78)	205.00	1.80
265.00	DISNEY WALT CO	DIS	98.91	26,210.23	104.22	27,618.30	1.61	1,408.07	413.40	1.50
250.00	COMCAST CORP CL A	CMCSA	58.38	14,595.15	69.05	17,262.50	1.01	2,667.35	275.00	1.59
50.00	AMAZON.COM INC	AMZN	558.62	27,930.75	749.87	37,493.50	2.19	9,562.75	0.00	0.00
170.00	LOWES COS INC	LOW	71.47	12,149.05	71.12	12,090.40	0.71	(58.65)	238.00	1.97
170.00	TJX COS INC NEW	TJX	72.89	12,391.45	75.13	12,772.10	0.75	380.65	176.80	1.38
<b>Total Consumer Discretionary</b>				<b>\$145,772.46</b>		<b>\$150,413.10</b>	<b>8.79</b>	<b>\$4,640.64</b>	<b>\$2,003.20</b>	<b>1.33</b>
<b>Sector: Consumer Staples</b>										
265.00	CVS HEALTH CORP	CVS	100.81	26,715.97	78.91	20,911.15	1.22	(5,804.82)	530.00	2.53
1,000.00	COCA COLA CO	KO	20.64	20,636.50	41.46	41,460.00	2.42	20,823.50	1,400.00	3.38
100.00	CONSTELLATION BRANDS INC CL A	STZ	142.93	14,292.83	153.31	15,331.00	0.90	1,038.17	160.00	1.04
133.00	KRAFT HEINZ CO/THE	KHC	7.23	962.15	87.32	11,613.56	0.68	10,651.41	319.20	2.75
150.00	NESTLE S A SPONSORED ADR REPSTG REG SH	NSRGY	75.41	11,310.75	71.74	10,761.00	0.63	(549.75)	292.05	2.71
<b>Total Consumer Staples</b>				<b>\$73,918.20</b>		<b>\$100,076.71</b>	<b>5.85</b>	<b>\$26,158.51</b>	<b>\$2,701.25</b>	<b>2.70</b>



Account Detail

THE FANNIE M. LIENHARD FOUNDATION

For Month Ending December 31, 2016

Account Number:

Account Manager: Jennifer A McCaleb


Page 11 of 31

Principal Portfolio: Equities - Common Stock Holdings by Sector (continued)

Units Security		Ticker Symbol	Unit Cost	Total Cost	Unit Price	Market Value	% of Equity Holdings	Unrealized Gain (Loss)	Est. Annual Income	Market Yield (%)
Sector: Health Care										
140.00	DANAHER CORP	DHR	66.51	9,311.01	77.84	10,897.60	0.64	1,586.59	70.00	0.64
290.00	ABBOTT LABORATORIES	ABT	42.18	12,231.74	38.41	11,138.90	0.65	(1,092.84)	307.40	2.76
200.00	COMMUNITY HEALTH SYSTEMS INC CVR	CYHHZ	0.06	12.31	0.00	0.90	0.00	(11.41)	0.00	0.00
185.00	CERNER CORP	CERN	66.26	12,257.18	47.37	8,763.45	0.51	(3,493.73)	0.00	0.00
250.00	CELGENE CORP	CELG	106.33	26,583.51	115.75	28,937.50	1.69	2,353.99	0.00	0.00
125.00	GILEAD SCIENCES INC	GILD	100.63	12,578.38	71.61	8,951.25	0.52	(3,627.13)	235.00	2.63
700.00	MERCK & CO INC	MRK	33.79	23,650.90	58.87	41,209.00	2.41	17,558.10	1,316.00	3.19
200.00	QUINTILES IMS HOLDINGS INC	Q	69.22	13,843.00	76.05	15,210.00	0.89	1,367.00	0.00	0.00
Total Health Care				\$110,468.03		\$125,108.60	7.31	\$14,640.57	\$1,928.40	1.54
Sector: Financials										
300.00	US BANCORP DEL COM NEW	USB	41.36	12,406.50	51.37	15,411.00	0.90	3,004.50	336.00	2.18
100.00	SIGNATURE BANK	SBNY	132.71	13,270.50	150.20	15,020.00	0.88	1,749.50	0.00	0.00
380.00	SCHWAB CHARLES CORP NEW	SCHW	28.38	10,784.25	39.47	14,998.60	0.88	4,214.35	106.40	0.71
250.00	METLIFE INC	MET	48.06	12,015.25	53.89	13,472.50	0.79	1,457.25	400.00	2.97
Total Financials				\$48,476.50		\$58,902.10	3.44	\$10,425.60	\$842.40	1.43
Sector: Info. Technology										
25.00	ALPHABET INC CLASS C	GOOG	687.91	17,197.63	771.82	19,295.50	1.13	2,097.87	0.00	0.00
315.00	FACEBOOK INC CL A	FB	82.92	26,119.49	115.05	36,240.75	2.12	10,121.26	0.00	0.00
200.00	INTERNATIONAL BUSINESS MACHINES CORP	IBM	94.60	18,919.40	165.99	33,198.00	1.94	14,278.60	1,120.00	3.37







Account Detail

**THE FANNIE M. LIENHARD FOUNDATION**

For Month Ending December 31, 2016

Account Number: 1

Account Manager: Jennifer A McCaleb

Page 12 of 31

Principal Portfolio: Equities - Common Stock Holdings by Sector (continued)

Units	Security	Ticker Symbol	Unit Cost	Total Cost	Unit Price	Market Value	% of Equity Holdings	Unrealized Gain (Loss)	Est. Annual Income	Market Yield (%)
175.00	MASTERCARD INC-CLASS A	MA	81.51	14,263.38	103.25	18,068.75	1.06	3,805.37	154.00	0.85
400.00	MICROSOFT CORP	MSFT	49.07	19,626.18	62.14	24,856.00	1.45	5,229.82	624.00	2.51
225.00	RED HAT INC	RHT	67.03	15,080.88	69.70	15,682.50	0.92	601.62	0.00	0.00
105.00	ADOBE SYSTEMS INC	ADBE	107.45	11,282.38	102.95	10,809.75	0.63	(472.63)	0.00	0.00
300.00	ORACLE CORP	ORCL	44.37	13,309.50	38.45	11,535.00	0.67	(1,774.50)	180.00	1.56
260.00	SALESFORCE.COM INC	CRM	56.46	14,679.70	68.46	17,799.60	1.04	3,119.90	0.00	0.00
125.00	PALO ALTO NETWORKS INC	PANW	119.42	14,927.38	125.05	15,631.25	0.91	703.87	0.00	0.00
110.00	APPLE INC	AAPL	113.94	12,532.85	115.82	12,740.20	0.74	207.35	250.80	1.97
400.00	INTEL CORP	INTC	32.85	13,141.52	36.27	14,508.00	0.85	1,366.48	416.00	2.87
260.00	MICROCHIP TECHNOLOGY INC	MCHP	47.66	12,392.73	64.15	16,679.00	0.97	4,286.27	374.92	2.25
500.00	TEXAS INSTRUMENTS INC	TXN	32.04	16,020.40	72.97	36,485.00	2.13	20,464.60	1,000.00	2.74
105.00	BROADCOM LTD		117.40	12,326.53	176.77	18,560.85	1.08	6,234.32	214.20	1.15
Total Information Technology				\$231,819.95		\$302,090.15	17.65	\$70,270.20	\$4,333.92	1.43
Sector: Utilities										
130.00	NEXTERA ENERGY INC	NEE	113.29	14,727.32	119.46	15,529.80	0.91	802.48	452.40	2.91
Total Utilities				\$14,727.32		\$15,529.80	0.91	\$802.48	\$452.40	2.91
Total Common Stock				\$814,551.02		\$1,343,102.06	78.46	\$528,551.04	\$26,955.37	2.01



Account Detail

THE FANNIE M. LIENHARD FOUNDATION

For Month Ending December 31, 2016


Account Number:

Account Manager: Jennifer A McCalel

Page 13 of 3

Principal Portfolio Equities - Mutual Funds Holdings by Asset Class

Units	Security	Ticker Symbol	Unit Cost	Total Cost	Unit Price	Market Value	% of Equity Holdings	Unrealized Gain (Loss)	Est. Annual Income	Market Yield (%)
Class: International Equity										
4,522.37	FGT FRANKLIN INTERNATIONAL GROWTH FUND	FNGZX	10.63	48,072.77	10.76	48,660.68	2.84	587.91	435.96	0.90
1,361.01	FRANKLIN INTL SMALL COS GROWTH FD	FKSCX	19.22	26,155.12	16.42	22,347.85	1.31	(3,807.27)	432.80	1.94
725.73	OPPENHEIMER DEVELOPING MKTS FDS	ODVIX	35.28	25,603.83	31.96	23,194.39	1.36	(2,409.44)	166.19	0.72
2,398.38	INTERNATIONAL EQUITY SERIES CL P	TFEQX	20.23	48,514.08	18.65	44,729.71	2.61	(3,784.37)	1,103.25	2.47
2,362.00	ISHARES CURRENCY HEDGED MSCI JAPAN ETF	HEWJ	29.42	69,482.61	27.80	65,663.60	3.84	(3,819.01)	1,232.96	1.88
Total International Equity Funds				\$217,828.41		\$204,596.23	11.95	(\$13,232.18)	\$3,371.16	1.65
Class: US Large Cap										
500.00	SPDR TR UNIT SER 1	SPY	118.11	59,056.00	223.53	111,765.00	6.53	52,709.00	2,269.50	2.03
Total US Large Cap Funds				\$59,056.00		\$111,765.00	6.53	\$52,709.00	\$2,269.50	2.03
Class: US Small/Mid Cap										
514.93	FRANKLIN SMALL CAP VALUE FUND	FVADX	56.47	29,078.94	57.25	29,479.51	1.72	400.57	219.36	0.74
674.93	OAK RIDGE SMALL CAP GROWTH FUND CL I	ORIYX	41.99	28,340.56	33.81	22,819.48	1.33	(5,521.08)	0.00	0.00
Total US Small/Mid Cap Funds				\$57,419.50		\$52,298.99	3.06	(\$5,120.51)	\$219.36	0.42
Total Equity Mutual Funds				\$334,303.91		\$368,660.22	21.54	\$34,356.31	\$5,860.02	1.59



Account Detail

Account Number:


THE FANNIE M. LIENHARD FOUNDATION

Account Manager: Jennifer A McCaleb

For Month Ending December 31, 2016

Page 14 of 31

Units	Security	Ticker Symbol	Unit Cost	Total Cost	Unit Price This Month	Market Value This Month	% of Equity Holdings	Unrealized Gain (Loss)	Est. Annual Income	Market Yield (%)
Grand Total	Equities		\$1,148,854.93		\$1,711,762.28	100.00	\$562,907.35	\$32,815.39	1.92	



Account Detail

**THE FANNIE M. LIENHARD FOUNDATION**

For Month Ending December 31, 2016

Account Number:

Account Manager: Jennifer A McCaleb

Page 16 of 31

Principal Portfolio Fixed Income - Short-Term Instruments

Units	Security	Unit Cost	Total Cost	Unit Price	Market Value	% of Short- Term Holdings	Unrealized Gain (Loss)	Accrued Income	Est. Annual Income	Market Yield (%)
U.S. Dollar										
Type: Cash (USD)										
213,476.62	CASH	0.00	213,476.62	0.00	213,476.62	100.00	0.00	0.00	747.17	0.35
Total Cash (U.S. Dollar)			\$213,476.62		\$213,476.62	100.00	\$0.00	\$0.00	\$747.17	0.35
Total U.S. Dollar										
Total Short-Term Instruments			\$213,476.62		\$213,476.62	100.00	\$0.00	\$0.00	\$747.17	0.35



Account Detail

THE FANNIE M. LIENHARD FOUNDATION

For Month Ending December 31, 2016

Account Number:

Account Manager: Jennifer A McCalel


Page 17 of 3


Principal Portfolio Fixed Income - Individual Holdings By Type

Units	Security	Unit Cost	Total Cost	Unit Price	Market Value	% of Fixed Income Holdings	Unrealized Gain (Loss)	Accrued Income	Est. Annual Income	Market Yield (%)
Type: Corporates										
75,000.00	FORD MOTOR CO DTD 7/27/1998 6.5% 8/1/2018 BBB	96.47	72,348.75	106.70	80,021.25	28.46	7,672.50	2,031.25	4,875.00	2
100,000.00	JOHN HANCOCK LIFE INSURANCE CO SR BD DTD 8/28/2003 6% 8/15/2023 AA-	100.00	100,000.00	116.03	116,028.00	41.26	16,028.00	2,266.67	6,000.00	3.
50,000.00	COX COMMUNICATIONS INC SR BOND DTD 7/27/1998 6.8% 8/1/2028 BBB	94.90	47,451.75	113.91	56,956.00	20.25	9,504.25	1,416.67	3,400.00	5
Total Corporates			\$219,800.50		\$253,005.25	89.97	\$33,204.75	\$5,714.59	\$14,275.00	3.1
Total Fixed Income Holdings			\$219,800.50		\$253,005.25	89.97	\$33,204.75	\$5,714.59	\$14,275.00	3.1

Principal Portfolio Fixed Income - Mutual Funds Holdings by Type

Units	Security	Ticker Symbol	Unit Cost	Total Cost	Unit Price	Market Value	% of Fixed Income Holdings	Unrealized Gain (Loss)	Est. Annual Income	Market Yield (%)
Class: Governments										
4,536.12	FRANKLIN US GOVERNMENT SECURITIES FUND	FUSAX	6.40	29,031.19	6.22	28,214.69	10.03	(816.50)	929.91	3.30
Total Governments				\$29,031.19		\$28,214.69	10.03	(\$816.50)	\$929.91	3.30
Total Fixed Income Mutual Funds				\$29,031.19		\$28,214.69	10.03	(\$816.50)	\$929.91	3.30





Account Detail

THE FANNIE M. LIENHARD FOUNDATION

For Month Ending December 31, 2016

Account Number:

Account Manager: Jennifer A McCaleb

Page 18 of 31

Units	Security	Ticker Symbol	Unit Cost	Total Cost	Unit Price This Month	Market Value This Month	% of Fixed Income Holdings	Unrealized Gain (Loss)	Est. Annual Income	Market Yield (%)
Grand Total Fixed Income										
				\$248,831.69		\$281,219.94	100.00	\$32,388.25	\$15,204.91	3.36

Income Portfolio: Short-Term Instruments

Units	Security	Unit Cost	Total Cost	Unit Price	Market Value	% of Short- Term Holdings	Unrealized Gain (Loss)	Accrued Income	Est. Annual Income	Market Yield (%)
U.S. Dollar										
Type: Cash (USD)										
	39,707.27 CASH	0.00	39,707.27	0.00	39,707.27	100.00	0.00	0.00	138.98	0.35
Total Cash (U.S. Dollar)			\$39,707.27		\$39,707.27	100.00	\$0.00	\$0.00	\$138.98	0.35
Total U.S. Dollar										
			\$39,707.27		\$39,707.27	100.00	\$0.00	\$0.00	\$138.98	0.35
Total Short-Term Instruments			\$39,707.27		\$39,707.27	100.00	\$0.00	\$0.00	\$138.98	0.35