



See a Social Security Number? Say Something!
Report Privacy Problems to <https://public.resource.org/privacy>
Or call the IRS Identity Theft Hotline at 1-800-908-4490



Form **990-PF**Department of the Treasury
Internal Revenue Service**Return of Private Foundation**

or Section 4947(a)(1) Trust Treated as Private Foundation

▶ Do not enter social security numbers on this form as it may be made public.

▶ Information about Form 990-PF and its separate instructions is at www.irs.gov/form990pf.

OMB No 1545-0052

2016

Open to Public Inspection

For calendar year 2016 or tax year beginning

, and ending

| | | |
|---|--|--|
| Name of foundation FUND FOR NEW JERSEY | | A Employer identification number 22-1895028 |
| Number and street (or P.O. box number if mail is not delivered to street address) ONE PALMER SQUARE EAST | Room/suite 303 | B Telephone number 609-356-0421 |
| City or town, state or province, country, and ZIP or foreign postal code PRINCETON, NJ 08542 | | C If exemption application is pending, check here <input type="checkbox"/> |
| G Check all that apply: <input type="checkbox"/> Initial return <input type="checkbox"/> Final return <input type="checkbox"/> Address change <input type="checkbox"/> Initial return of a former public charity <input type="checkbox"/> Amended return <input type="checkbox"/> Name change | | D 1. Foreign organizations, check here <input type="checkbox"/> 2. Foreign organizations meeting the 85% test, check here and attach computation <input type="checkbox"/> |
| H Check type of organization: <input checked="" type="checkbox"/> Section 501(c)(3) exempt private foundation <input type="checkbox"/> Section 4947(a)(1) nonexempt charitable trust <input type="checkbox"/> Other taxable private foundation | | E If private foundation status was terminated under section 507(b)(1)(A), check here <input type="checkbox"/> |
| I Fair market value of all assets at end of year (from Part II, col. (c), line 16) ▶ \$ 56,409,111. (Part I, column (d) must be on cash basis.) | J Accounting method: <input type="checkbox"/> Cash <input checked="" type="checkbox"/> Accrual <input type="checkbox"/> Other (specify) _____ | F If the foundation is in a 60-month termination under section 507(b)(1)(B), check here <input type="checkbox"/> |

| Part I Analysis of Revenue and Expenses (The total of amounts in columns (b), (c), and (d) may not necessarily equal the amounts in column (a).) | | (a) Revenue and expenses per books | (b) Net investment income | (c) Adjusted net income | (d) Disbursements for charitable purposes (cash basis only) |
|---|---|------------------------------------|---------------------------|-------------------------|---|
| Revenue | 1 Contributions, gifts, grants, etc., received | | | N/A | |
| | 2 Check <input checked="" type="checkbox"/> if the foundation is not required to attach Sch B | | | | |
| | 3 Interest on savings and temporary cash investments | | | | |
| | 4 Dividends and interest from securities | 1,078,720. | 1,078,720. | | STATEMENT 1 |
| | 5a Gross rents | | | | |
| | b Net rental income or (loss) | | | | |
| | 6a Net gain or (loss) from sale of assets not on line 10 | 1,217,052. | | | |
| | b Gross sales price for all assets on line 6a 6,622,792. | | | | |
| | 7 Capital gain net income (from Part IV, line 2) | | 1,217,052. | | |
| | 8 Net short-term capital gain | | | | |
| | 9 Income modifications | | | | |
| | 10a Gross sales less returns and allowances | | | | |
| b Less Cost of goods sold | | | | | |
| c Gross profit or (loss) | | | | | |
| 11 Other income | | | | | |
| 12 Total. Add lines 1 through 11 | 2,295,772. | 2,295,772. | | | |
| Operating and Administrative Expenses | 13 Compensation of officers, directors, trustees, etc | 218,943. | 2,189. | | 216,754. |
| | 14 Other employee salaries and wages | 213,492. | 19,812. | | 193,680. |
| | 15 Pension plans, employee benefits | 143,065. | 3,460. | | 137,053. |
| | 16a Legal fees | | | | |
| | b Accounting fees STMT 2 | 44,567. | 31,197. | | 13,056. |
| | c Other professional fees STMT 3 | 168,737. | 160,499. | | 5,028. |
| | 17 Interest | | | | |
| | 18 Taxes STMT 4 | 23,589. | 3,377. | | 0. |
| | 19 Depreciation and depletion | 5,229. | 0. | | |
| | 20 Occupancy | 63,313. | 0. | | 63,313. |
| | 21 Travel, conferences, and meetings | 40,673. | 0. | | 40,673. |
| | 22 Printing and publications | | | | |
| | 23 Other expenses STMT 5 | 78,400. | 0. | | 75,129. |
| | 24 Total operating and administrative expenses. Add lines 13 through 23 | 1,000,008. | 220,534. | | 744,686. |
| | 25 Contributions, gifts, grants paid | 2,537,500. | | | 2,525,000. |
| 26 Total expenses and disbursements. Add lines 24 and 25 | 3,537,508. | 220,534. | | 3,269,686. | |
| 27 Subtract line 26 from line 12: | | | | | |
| a Excess of revenue over expenses and disbursements | <1,241,736.> | | | | |
| b Net investment income (if negative, enter -0-) | | 2,075,238. | | | |
| c Adjusted net income (if negative, enter -0-) | | | N/A | | |

SCANNED AUG 18 2017

RECEIVED
AUG 18 2017
FUND FOR NEW JERSEY

Part II Balance Sheets

Attached schedules and amounts in the description column should be for end-of-year amounts only

| | | Beginning of year | End of year | |
|--|--|-------------------|----------------|-----------------------|
| | | (a) Book Value | (b) Book Value | (c) Fair Market Value |
| Assets | 1 Cash - non-interest-bearing | 84,407. | 107,069. | 107,069. |
| | 2 Savings and temporary cash investments | 683,707. | 550,610. | 550,610. |
| | 3 Accounts receivable ▶ | | | |
| | Less: allowance for doubtful accounts ▶ | | | |
| | 4 Pledges receivable ▶ | | | |
| | Less: allowance for doubtful accounts ▶ | | | |
| | 5 Grants receivable | | | |
| | 6 Receivables due from officers, directors, trustees, and other disqualified persons | | | |
| | 7 Other notes and loans receivable ▶ | | | |
| | Less: allowance for doubtful accounts ▶ | | | |
| | 8 Inventories for sale or use | | | |
| | 9 Prepaid expenses and deferred charges | 36,050. | 27,116. | 27,116. |
| | 10a Investments - U.S. and state government obligations STMT 7 | 179,078. | 183,227. | 183,227. |
| | b Investments - corporate stock STMT 8 | 8,981,593. | 10,188,906. | 10,188,906. |
| | c Investments - corporate bonds STMT 9 | 2,886,358. | 2,954,852. | 2,954,852. |
| | 11 Investments - land, buildings, and equipment basis ▶ | | | |
| Less: accumulated depreciation ▶ | | | | |
| 12 Investments - mortgage loans | | | | |
| 13 Investments - other STMT 10 | 42,036,048. | 42,350,061. | 42,350,061. | |
| 14 Land, buildings, and equipment basis ▶ 60,219. | | | | |
| Less: accumulated depreciation STMT 11 ▶ | 57,603. | 7,845. | 2,616. | 2,616. |
| 15 Other assets (describe ▶ STATEMENT 12) | 47,901. | 44,654. | 44,654. | |
| 16 Total assets (to be completed by all filers - see the instructions. Also, see page 1, item I) | 54,942,987. | 56,409,111. | 56,409,111. | |
| Liabilities | 17 Accounts payable and accrued expenses | 24,202. | 28,269. | |
| | 18 Grants payable | | 12,500. | |
| | 19 Deferred revenue | | | |
| | 20 Loans from officers, directors, trustees, and other disqualified persons | | | |
| | 21 Mortgages and other notes payable | | | |
| | 22 Other liabilities (describe ▶ STATEMENT 13) | 202,181. | 256,007. | |
| | 23 Total liabilities (add lines 17 through 22) | 226,383. | 296,776. | |
| Net Assets or Fund Balances | Foundations that follow SFAS 117, check here ▶ <input checked="" type="checkbox"/> and complete lines 24 through 26 and lines 30 and 31. | | | |
| | 24 Unrestricted | 54,716,604. | 56,112,335. | |
| | 25 Temporarily restricted | | | |
| | 26 Permanently restricted | | | |
| | Foundations that do not follow SFAS 117, check here ▶ <input type="checkbox"/> and complete lines 27 through 31. | | | |
| | 27 Capital stock, trust principal, or current funds | | | |
| | 28 Paid-in or capital surplus, or land, bldg., and equipment fund | | | |
| | 29 Retained earnings, accumulated income, endowment, or other funds | | | |
| | 30 Total net assets or fund balances | 54,716,604. | 56,112,335. | |
| 31 Total liabilities and net assets/fund balances | 54,942,987. | 56,409,111. | | |

Part III Analysis of Changes in Net Assets or Fund Balances

| | | |
|--|---|--------------|
| 1 Total net assets or fund balances at beginning of year - Part II, column (a), line 30 (must agree with end-of-year figure reported on prior year's return) | 1 | 54,716,604. |
| 2 Enter amount from Part I, line 27a | 2 | <1,241,736.> |
| 3 Other increases not included in line 2 (itemize) ▶ SEE STATEMENT 6 | 3 | 2,691,293. |
| 4 Add lines 1, 2, and 3 | 4 | 56,166,161. |
| 5 Decreases not included in line 2 (itemize) ▶ DEFERRED EXCISE TAX | 5 | 53,826. |
| 6 Total net assets or fund balances at end of year (line 4 minus line 5) - Part II, column (b), line 30 | 6 | 56,112,335. |

Form 990-PF (2016)

Part IV Capital Gains and Losses for Tax on Investment Income

| (a) List and describe the kind(s) of property sold (e.g., real estate, 2-story brick warehouse; or common stock, 200 shs. MLC Co.) | (b) How acquired P - Purchase D - Donation | (c) Date acquired (mo., day, yr.) | (d) Date sold (mo., day, yr.) |
|--|--|--------------------------------------|----------------------------------|
| 1a | | | |
| b SEE ATTACHED STATEMENT | | | |
| c | | | |
| d | | | |
| e | | | |

| (e) Gross sales price | (f) Depreciation allowed (or allowable) | (g) Cost or other basis plus expense of sale | (h) Gain or (loss) (e) plus (f) minus (g) |
|-----------------------|--|---|--|
| a | | | |
| b | | | |
| c | | | |
| d | | | |
| e 6,622,792. | | 5,405,740. | 1,217,052. |

Complete only for assets showing gain in column (h) and owned by the foundation on 12/31/69

| (i) F.M.V. as of 12/31/69 | (j) Adjusted basis as of 12/31/69 | (k) Excess of col. (i) over col. (j), if any | (l) Gains (Col. (h) gain minus col. (k), but not less than -0-) or Losses (from col. (h)) |
|---------------------------|--------------------------------------|---|---|
| a | | | |
| b | | | |
| c | | | |
| d | | | |
| e | | | 1,217,052. |

| | | | |
|---|---|---|------------|
| 2 Capital gain net income or (net capital loss) | { If gain, also enter in Part I, line 7 If (loss), enter -0- in Part I, line 7 } | 2 | 1,217,052. |
| 3 Net short-term capital gain or (loss) as defined in sections 1222(5) and (6): If gain, also enter in Part I, line 8, column (c). If (loss), enter -0- in Part I, line 8 | { } | 3 | N/A |

Part V Qualification Under Section 4940(e) for Reduced Tax on Net Investment Income

(For optional use by domestic private foundations subject to the section 4940(a) tax on net investment income.)

If section 4940(d)(2) applies, leave this part blank.

Was the foundation liable for the section 4942 tax on the distributable amount of any year in the base period?

☐ Yes ☒ No

If "Yes," the foundation does not qualify under section 4940(e). Do not complete this part.

1 Enter the appropriate amount in each column for each year; see the instructions before making any entries.

| (a) Base period years Calendar year (or tax year beginning in) | (b) Adjusted qualifying distributions | (c) Net value of noncharitable-use assets | (d) Distribution ratio (col. (b) divided by col. (c)) |
|---|---------------------------------------|---|--|
| 2015 | 3,210,960. | 56,409,244. | .056923 |
| 2014 | 3,043,016. | 56,236,722. | .054111 |
| 2013 | 2,946,175. | 53,025,319. | .055562 |
| 2012 | 2,900,777. | 48,648,209. | .059628 |
| 2011 | 2,732,506. | 50,122,883. | .054516 |

| | | |
|--|---|-------------|
| 2 Total of line 1, column (d) | 2 | .280740 |
| 3 Average distribution ratio for the 5-year base period - divide the total on line 2 by 5, or by the number of years the foundation has been in existence if less than 5 years | 3 | .056148 |
| 4 Enter the net value of noncharitable-use assets for 2016 from Part X, line 5 | 4 | 54,449,098. |
| 5 Multiply line 4 by line 3 | 5 | 3,057,208. |
| 6 Enter 1% of net investment income (1% of Part I, line 27b) | 6 | 20,752. |
| 7 Add lines 5 and 6 | 7 | 3,077,960. |
| 8 Enter qualifying distributions from Part XII, line 4 | 8 | 3,269,686. |

If line 8 is equal to or greater than line 7, check the box in Part VI, line 1b, and complete that part using a 1% tax rate.
See the Part VI instructions.

Part VI Excise Tax Based on Investment Income (Section 4940(a), 4940(b), 4940(e), or 4948 - see instructions)

| | | | |
|--|----|---------|---------|
| 1a Exempt operating foundations described in section 4940(d)(2), check here <input type="checkbox"/> and enter "N/A" on line 1. Date of ruling or determination letter: _____ (attach copy of letter if necessary-see instructions) | | | |
| b Domestic foundations that meet the section 4940(e) requirements in Part V, check here <input checked="" type="checkbox"/> and enter 1% of Part I, line 27b | | 1 | 20,752. |
| c All other domestic foundations enter 2% of line 27b. Exempt foreign organizations enter 4% of Part I, line 12, col. (b). | | | |
| 2 Tax under section 511 (domestic section 4947(a)(1) trusts and taxable foundations only. Others enter -0-) | | 2 | 0. |
| 3 Add lines 1 and 2 | | 3 | 20,752. |
| 4 Subtitle A (income) tax (domestic section 4947(a)(1) trusts and taxable foundations only. Others enter -0-) | | 4 | 0. |
| 5 Tax based on investment income. Subtract line 4 from line 3. If zero or less, enter -0- | | 5 | 20,752. |
| 6 Credits/Payments: | | | |
| a 2016 estimated tax payments and 2015 overpayment credited to 2016 | 6a | 28,956. | |
| b Exempt foreign organizations - tax withheld at source | 6b | | |
| c Tax paid with application for extension of time to file (Form 8868) | 6c | 12,500. | |
| d Backup withholding erroneously withheld | 6d | | |
| 7 Total credits and payments. Add lines 6a through 6d | 7 | 41,456. | |
| 8 Enter any penalty for underpayment of estimated tax. Check here <input type="checkbox"/> if Form 2220 is attached | 8 | | |
| 9 Tax due. If the total of lines 5 and 8 is more than line 7, enter amount owed | 9 | | |
| 10 Overpayment. If line 7 is more than the total of lines 5 and 8, enter the amount overpaid | 10 | 20,704. | |
| 11 Enter the amount of line 10 to be: Credited to 2017 estimated tax <input checked="" type="checkbox"/> 20,704. Refunded <input type="checkbox"/> | 11 | 0. | |

Part VII-A Statements Regarding Activities

| | Yes | No |
|---|-----|----|
| 1a During the tax year, did the foundation attempt to influence any national, state, or local legislation or did it participate or intervene in any political campaign? | | X |
| b Did it spend more than \$100 during the year (either directly or indirectly) for political purposes (see instructions for the definition)? If the answer is "Yes" to 1a or 1b, attach a detailed description of the activities and copies of any materials published or distributed by the foundation in connection with the activities. | | X |
| c Did the foundation file Form 1120-POL for this year? | | X |
| d Enter the amount (if any) of tax on political expenditures (section 4955) imposed during the year: (1) On the foundation. <input checked="" type="checkbox"/> \$ 0. (2) On foundation managers. <input checked="" type="checkbox"/> \$ 0. | | |
| e Enter the reimbursement (if any) paid by the foundation during the year for political expenditure tax imposed on foundation managers. <input checked="" type="checkbox"/> \$ 0. | | |
| 2 Has the foundation engaged in any activities that have not previously been reported to the IRS? If "Yes," attach a detailed description of the activities. | | X |
| 3 Has the foundation made any changes, not previously reported to the IRS, in its governing instrument, articles of incorporation, or bylaws, or other similar instruments? If "Yes," attach a conformed copy of the changes | | X |
| 4a Did the foundation have unrelated business gross income of \$1,000 or more during the year? | | X |
| b If "Yes," has it filed a tax return on Form 990-T for this year? | | |
| 5 Was there a liquidation, termination, dissolution, or substantial contraction during the year? If "Yes," attach the statement required by General Instruction T | | X |
| 6 Are the requirements of section 508(e) (relating to sections 4941 through 4945) satisfied either: • By language in the governing instrument, or • By state legislation that effectively amends the governing instrument so that no mandatory directions that conflict with the state law remain in the governing instrument? | X | |
| 7 Did the foundation have at least \$5,000 in assets at any time during the year? If "Yes," complete Part II, col. (c), and Part XV | X | |
| 8a Enter the states to which the foundation reports or with which it is registered (see instructions) <input checked="" type="checkbox"/> NJ | | |
| b If the answer is "Yes" to line 7, has the foundation furnished a copy of Form 990-PF to the Attorney General (or designate) of each state as required by General Instruction G? If "No," attach explanation | X | |
| 9 Is the foundation claiming status as a private operating foundation within the meaning of section 4942(j)(3) or 4942(j)(5) for calendar year 2016 or the taxable year beginning in 2016 (see instructions for Part XIV)? If "Yes," complete Part XIV | | X |
| 10 Did any persons become substantial contributors during the tax year? If "Yes," attach a schedule listing their names and addresses | | X |

N/A

Form 990-PF (2016)

Part VII-A Statements Regarding Activities (continued)

| | Yes | No |
|--|-----|-----|
| 11 At any time during the year, did the foundation, directly or indirectly, own a controlled entity within the meaning of section 512(b)(13)? If "Yes," attach schedule (see instructions) | 11 | X |
| 12 Did the foundation make a distribution to a donor advised fund over which the foundation or a disqualified person had advisory privileges? If "Yes," attach statement (see instructions) | 12 | X |
| 13 Did the foundation comply with the public inspection requirements for its annual returns and exemption application? Website address ► WWW.FUNDFORNJ.ORG | 13 | X |
| 14 The books are in care of ► THE FOUNDATION Telephone no. ► 609-356-0421 Located at ► ONE PALMER SQUARE EAST - SUITE 303, PRINCETON, NJ ZIP+4 ► 08542 | | |
| 15 Section 4947(a)(1) nonexempt charitable trusts filing Form 990-PF in lieu of Form 1041 - Check here and enter the amount of tax-exempt interest received or accrued during the year | 15 | N/A |
| 16 At any time during calendar year 2016, did the foundation have an interest in or a signature or other authority over a bank, securities, or other financial account in a foreign country? See the instructions for exceptions and filing requirements for FinCEN Form 114. If "Yes," enter the name of the foreign country ► | 16 | X |

Part VII-B Statements Regarding Activities for Which Form 4720 May Be Required

File Form 4720 if any item is checked in the "Yes" column, unless an exception applies.

| | Yes | No |
|---|---|-----|
| 1a During the year did the foundation (either directly or indirectly): | | |
| (1) Engage in the sale or exchange, or leasing of property with a disqualified person? | <input type="checkbox"/> Yes <input checked="" type="checkbox"/> No | |
| (2) Borrow money from, lend money to, or otherwise extend credit to (or accept it from) a disqualified person? | <input type="checkbox"/> Yes <input checked="" type="checkbox"/> No | |
| (3) Furnish goods, services, or facilities to (or accept them from) a disqualified person? | <input type="checkbox"/> Yes <input checked="" type="checkbox"/> No | |
| (4) Pay compensation to, or pay or reimburse the expenses of, a disqualified person? | <input checked="" type="checkbox"/> Yes <input type="checkbox"/> No | |
| (5) Transfer any income or assets to a disqualified person (or make any of either available for the benefit or use of a disqualified person)? | <input type="checkbox"/> Yes <input checked="" type="checkbox"/> No | |
| (6) Agree to pay money or property to a government official? (Exception. Check "No" if the foundation agreed to make a grant to or to employ the official for a period after termination of government service, if terminating within 90 days.) | <input type="checkbox"/> Yes <input checked="" type="checkbox"/> No | |
| b If any answer is "Yes" to 1a(1)-(6), did any of the acts fail to qualify under the exceptions described in Regulations section 53.4941(d)-3 or in a current notice regarding disaster assistance (see instructions)? Organizations relying on a current notice regarding disaster assistance check here | 1b | X |
| c Did the foundation engage in a prior year in any of the acts described in 1a, other than excepted acts, that were not corrected before the first day of the tax year beginning in 2016? | 1c | X |
| 2 Taxes on failure to distribute income (section 4942) (does not apply for years the foundation was a private operating foundation defined in section 4942(j)(3) or 4942(j)(5)): | | |
| a At the end of tax year 2016, did the foundation have any undistributed income (lines 6d and 6e, Part XIII) for tax year(s) beginning before 2016? If "Yes," list the years ► | <input type="checkbox"/> Yes <input checked="" type="checkbox"/> No | |
| b Are there any years listed in 2a for which the foundation is not applying the provisions of section 4942(a)(2) (relating to incorrect valuation of assets) to the year's undistributed income? (If applying section 4942(a)(2) to all years listed, answer "No" and attach statement - see instructions.) | 2b | N/A |
| c If the provisions of section 4942(a)(2) are being applied to any of the years listed in 2a, list the years here. ► | | |
| 3a Did the foundation hold more than a 2% direct or indirect interest in any business enterprise at any time during the year? | <input type="checkbox"/> Yes <input checked="" type="checkbox"/> No | |
| b If "Yes," did it have excess business holdings in 2016 as a result of (1) any purchase by the foundation or disqualified persons after May 26, 1969; (2) the lapse of the 5-year period (or longer period approved by the Commissioner under section 4943(c)(7)) to dispose of holdings acquired by gift or bequest; or (3) the lapse of the 10-, 15-, or 20-year first phase holding period? (Use Schedule C, Form 4720, to determine if the foundation had excess business holdings in 2016.) | 3b | N/A |
| 4a Did the foundation invest during the year any amount in a manner that would jeopardize its charitable purposes? | 4a | X |
| b Did the foundation make any investment in a prior year (but after December 31, 1969) that could jeopardize its charitable purpose that had not been removed from jeopardy before the first day of the tax year beginning in 2016? | 4b | X |

Form 990-PF (2016)

Part VII-B Statements Regarding Activities for Which Form 4720 May Be Required (continued)

5a During the year did the foundation pay or incur any amount to:

(1) Carry on propaganda, or otherwise attempt to influence legislation (section 4945(e))?

☐ Yes ☒ No

(2) Influence the outcome of any specific public election (see section 4955); or to carry on, directly or indirectly, any voter registration drive?

☐ Yes ☒ No

(3) Provide a grant to an individual for travel, study, or other similar purposes?

☐ Yes ☒ No

(4) Provide a grant to an organization other than a charitable, etc., organization described in section 4945(d)(4)(A)? (see instructions)

☐ Yes ☒ No

(5) Provide for any purpose other than religious, charitable, scientific, literary, or educational purposes, or for the prevention of cruelty to children or animals?

☐ Yes ☒ No

b If any answer is "Yes" to 5a(1)-(5), did any of the transactions fail to qualify under the exceptions described in Regulations section 53.4945 or in a current notice regarding disaster assistance (see instructions)?

N/A

5b

Organizations relying on a current notice regarding disaster assistance check here

☒

c If the answer is "Yes" to question 5a(4), does the foundation claim exemption from the tax because it maintained expenditure responsibility for the grant?

N/A

☐ Yes ☐ No

If "Yes," attach the statement required by Regulations section 53.4945-5(d).

6a Did the foundation, during the year, receive any funds, directly or indirectly, to pay premiums on a personal benefit contract?

☐ Yes ☒ No

b Did the foundation, during the year, pay premiums, directly or indirectly, on a personal benefit contract?

6b

X

If "Yes" to 6b, file Form 8870.

7a At any time during the tax year, was the foundation a party to a prohibited tax shelter transaction?

☐ Yes ☒ No

b If "Yes," did the foundation receive any proceeds or have any net income attributable to the transaction?

N/A

7b

Part VIII Information About Officers, Directors, Trustees, Foundation Managers, Highly Paid Employees, and Contractors

1 List all officers, directors, trustees, foundation managers and their compensation.

| (a) Name and address | (b) Title, and average hours per week devoted to position | (c) Compensation (If not paid, enter -0-) | (d) Contributions to employee benefit plans and deferred compensation | (e) Expense account, other allowances |
|----------------------|---|---|---|---------------------------------------|
| SEE STATEMENT 14 | | 218,943. | 40,078. | 0. |
| | | | | |
| | | | | |
| | | | | |
| | | | | |
| | | | | |
| | | | | |
| | | | | |

2 Compensation of five highest-paid employees (other than those included on line 1). If none, enter "NONE."

| (a) Name and address of each employee paid more than \$50,000 | (b) Title, and average hours per week devoted to position | (c) Compensation | (d) Contributions to employee benefit plans and deferred compensation | (e) Expense account, other allowances |
|--|---|------------------|---|---------------------------------------|
| LUCIA I VANDENBERG - ONE PALMER SQUARE E, STE 303, PRINCETON, NJ | SENIOR PROGRAM OFFICER 40.00 | 112,602. | 33,113. | 0. |
| LAURA M GARBER-MANDELL - ONE PALMER SQUARE E, STE 303, PRINCETON, NJ | OFFICE MANAGER 40.00 | 61,419. | 31,714. | 0. |
| | | | | |
| | | | | |
| | | | | |
| | | | | |

Total number of other employees paid over \$50,000

0

Form 990-PF (2016)

3 Five highest-paid independent contractors for professional services. If none, enter "NONE."

Total number of others receiving over \$50,000 for professional services

List the foundation's four largest direct charitable activities during the tax year. Include relevant statistical information such as the number of organizations and other beneficiaries served, conferences convened, research papers produced, etc.

| | |
|------------------|---|
| Part IX-B | Summary of Program-Related Investments |
|------------------|---|

Form **990-PF** (2016)

Part X Minimum Investment Return (All domestic foundations must complete this part. Foreign foundations, see instructions.)

| | | | |
|----------|---|-----------|-------------|
| 1 | Fair market value of assets not used (or held for use) directly in carrying out charitable, etc., purposes: | | |
| a | Average monthly fair market value of securities | 1a | 55,002,579. |
| b | Average of monthly cash balances | 1b | 239,873. |
| c | Fair market value of all other assets | 1c | 35,820. |
| d | Total (add lines 1a, b, and c) | 1d | 55,278,272. |
| e | Reduction claimed for blockage or other factors reported on lines 1a and 1c (attach detailed explanation) | 1e | 0. |
| 2 | Acquisition indebtedness applicable to line 1 assets | 2 | 0. |
| 3 | Subtract line 2 from line 1d | 3 | 55,278,272. |
| 4 | Cash deemed held for charitable activities. Enter 1 1/2% of line 3 (for greater amount, see instructions) | 4 | 829,174. |
| 5 | Net value of noncharitable-use assets. Subtract line 4 from line 3. Enter here and on Part V, line 4 | 5 | 54,449,098. |
| 6 | Minimum investment return. Enter 5% of line 5 | 6 | 2,722,455. |

Part XI Distributable Amount (see instructions) (Section 4942(j)(3) and (j)(5) private operating foundations and certain foreign organizations check here ☐ and do not complete this part.)

| | | | |
|-----------|--|-----------|------------|
| 1 | Minimum investment return from Part X, line 6 | 1 | 2,722,455. |
| 2a | Tax on investment income for 2016 from Part VI, line 5 | 2a | 20,752. |
| b | Income tax for 2016. (This does not include the tax from Part VI.) | 2b | |
| c | Add lines 2a and 2b | 2c | 20,752. |
| 3 | Distributable amount before adjustments. Subtract line 2c from line 1 | 3 | 2,701,703. |
| 4 | Recoveries of amounts treated as qualifying distributions | 4 | 0. |
| 5 | Add lines 3 and 4 | 5 | 2,701,703. |
| 6 | Deduction from distributable amount (see instructions) | 6 | 0. |
| 7 | Distributable amount as adjusted. Subtract line 6 from line 5. Enter here and on Part XIII, line 1 | 7 | 2,701,703. |

Part XII Qualifying Distributions (see instructions)

| | | | |
|----------|---|-----------|------------|
| 1 | Amounts paid (including administrative expenses) to accomplish charitable, etc., purposes: | | |
| a | Expenses, contributions, gifts, etc. - total from Part I, column (d), line 26 | 1a | 3,269,686. |
| b | Program-related investments - total from Part IX-B | 1b | 0. |
| 2 | Amounts paid to acquire assets used (or held for use) directly in carrying out charitable, etc., purposes | 2 | |
| 3 | Amounts set aside for specific charitable projects that satisfy the: | | |
| a | Suitability test (prior IRS approval required) | 3a | |
| b | Cash distribution test (attach the required schedule) | 3b | |
| 4 | Qualifying distributions. Add lines 1a through 3b. Enter here and on Part V, line 8, and Part XIII, line 4 | 4 | 3,269,686. |
| 5 | Foundations that qualify under section 4940(e) for the reduced rate of tax on net investment income. Enter 1% of Part I, line 27b | 5 | 20,752. |
| 6 | Adjusted qualifying distributions. Subtract line 5 from line 4 | 6 | 3,248,934. |

Note: The amount on line 6 will be used in Part V, column (b), in subsequent years when calculating whether the foundation qualifies for the section 4940(e) reduction of tax in those years.

Form 990-PF (2016)

Part XIII Undistributed Income (see instructions)

| | (a) Corpus | (b) Years prior to 2015 | (c) 2015 | (d) 2016 |
|---|---------------|----------------------------|-------------|-------------|
| 1 Distributable amount for 2016 from Part XI, line 7 | | | | 2,701,703. |
| 2 Undistributed income, if any, as of the end of 2016 | | | | |
| a Enter amount for 2015 only | | | 0. | |
| b Total for prior years: | | 0. | | |
| 3 Excess distributions carryover, if any, to 2016: | | | | |
| a From 2011 | 244,759. | | | |
| b From 2012 | 501,565. | | | |
| c From 2013 | 329,273. | | | |
| d From 2014 | 273,092. | | | |
| e From 2015 | 434,636. | | | |
| f Total of lines 3a through e | 1,783,325. | | | |
| 4 Qualifying distributions for 2016 from Part XII, line 4: ► \$ 3,269,686. | | | | |
| a Applied to 2015, but not more than line 2a | | | 0. | |
| b Applied to undistributed income of prior years (Election required - see instructions) | | 0. | | |
| c Treated as distributions out of corpus (Election required - see instructions) | 0. | | | |
| d Applied to 2016 distributable amount | | | | 2,701,703. |
| e Remaining amount distributed out of corpus | 567,983. | | | |
| 5 Excess distributions carryover applied to 2016 (If an amount appears in column (d), the same amount must be shown in column (a).) | 0. | | | 0. |
| 6 Enter the net total of each column as indicated below: | | | | |
| a Corpus. Add lines 3f, 4c, and 4e. Subtract line 5 | 2,351,308. | | | |
| b Prior years' undistributed income. Subtract line 4b from line 2b | | 0. | | |
| c Enter the amount of prior years' undistributed income for which a notice of deficiency has been issued, or on which the section 4942(a) tax has been previously assessed | | 0. | | |
| d Subtract line 6c from line 6b. Taxable amount - see instructions | | 0. | | |
| e Undistributed income for 2015. Subtract line 4a from line 2a. Taxable amount - see instr. | | | 0. | |
| f Undistributed income for 2016. Subtract lines 4d and 5 from line 1. This amount must be distributed in 2017 | | | | 0. |
| 7 Amounts treated as distributions out of corpus to satisfy requirements imposed by section 170(b)(1)(F) or 4942(g)(3) (Election may be required - see instructions) | 0. | | | |
| 8 Excess distributions carryover from 2011 not applied on line 5 or line 7 | 244,759. | | | |
| 9 Excess distributions carryover to 2017. Subtract lines 7 and 8 from line 6a | 2,106,549. | | | |
| 10 Analysis of line 9: | | | | |
| a Excess from 2012 | 501,565. | | | |
| b Excess from 2013 | 329,273. | | | |
| c Excess from 2014 | 273,092. | | | |
| d Excess from 2015 | 434,636. | | | |
| e Excess from 2016 | 567,983. | | | |

| | |
|-----------------|--|
| Part XIV | Private Operating Foundations (see instructions and Part VII-A, question 9) |
|-----------------|--|

N/A

- 1 a** If the foundation has received a ruling or determination letter that it is a private operating foundation, and the ruling is effective for 2016, enter the date of the ruling

- b**
- Check box to indicate whether the foundation is a private operating foundation described in section

☐ 4942(j)(3) or ☐ 4942(j)(5)

- 2 a** Enter the lesser of the adjusted net income from Part I or the minimum investment return from Part X for each year listed

b 85% of line 2a

c Qualifying distributions from Part XII,
line 4 for each year listed

d Amounts included in line 2c not used directly for active conduct of exempt activities

e Qualifying distributions made directly for active conduct of exempt activities.

- 3** Complete 3a, b, or c for the alternative test relied upon:

a "Assets" alternative test - enter:
(1) Value of all assets

(2) Value of assets qualifying under section 4942(j)(3)(B)(i)

b "Endowment" alternative test - enter 2/3 of minimum investment return shown in Part X, line 6 for each year listed

c "Support" alternative test - enter:

(1) Total support other than gross investment income (interest, dividends, rents, payments on securities loans (section 512(a)(5)), or royalties)

(2) Support from general public and 5 or more exempt organizations as provided in section 4942(j)(3)(B)(iii)

(3) Largest amount of support from an exempt organization

(4) Gross investment income

Part XV **Supplementary Information (Complete this part only if the foundation had \$5,000 or more in assets at any time during the year-see instructions.)**

1 Information Regarding Foundation Managers:

- a** List any managers of the foundation who have contributed more than 2% of the total contributions received by the foundation before the close of any tax year (but only if they have contributed more than \$5,000). (See section 507(d)(2).)

NONE

- b** List any managers of the foundation who own 10% or more of the stock of a corporation (or an equally large portion of the ownership of a partnership or other entity) of which the foundation has a 10% or greater interest.

NONE

2 Information Regarding Contribution, Grant, Gift, Loan, Scholarship, etc., Programs

Check here ☐ if the foundation only makes contributions to preselected charitable organizations and does not accept unsolicited requests for funds. If the foundation makes gifts, grants, etc. (see instructions) to individuals or organizations under other conditions, complete items 2a, b, c, and d.

a The name, address, and telephone number or e-mail address of the person to whom applications should be addressed:

PROGRAM OFFICER, 609-356-0421, PROGRAMOFFICER@FUNDFORNJ.ORG
ONE PALMER SQUARE EAST - SUITE 303, PRINCETON, NJ 08542

b The form in which applications should be submitted and information and materials they should include:

SEE STATEMENT B

c Any submission deadlines:

SEE STATEMENT B

d Any restrictions or limitations on awards, such as by geographical areas, charitable fields, kinds of institutions, or other factors:

SEE STATEMENT B

Part XV Supplementary Information (continued)**3 Grants and Contributions Paid During the Year or Approved for Future Payment**

| Recipient Name and address (home or business) | If recipient is an individual, show any relationship to any foundation manager or substantial contributor | Foundation status of recipient | Purpose of grant or contribution * * | Amount |
|--|--|--------------------------------------|---|------------|
| a Paid during the year | | | | |
| SEE STATEMENT A | N/A | 501(C)(3) | | 2,525,000. |
| | | | | |
| | | | | |
| | | | | |
| | | | | |
| | | | | |
| Total | | | 3a | 2,525,000. |
| b Approved for future payment | | | | |
| NEW JERSEY LEAGUE OF CONSERVATION VOTERS EDUCATION FUND P.O. BOX 1237 TRENTON, NJ 08608 | N/A | 501(C)(3) | TO DEVELOP AN INCLUSIVE ENVIRONMENTAL POLICY AGENDA AND TO EDUCATE THE PUBLIC ABOUT | 12,500. |
| | | | | |
| | | | | |
| Total | | | 3b | 12,500. |

Form 990-PF (2016)

441400 1

Part IV Capital Gains and Losses for Tax on Investment Income

| (a) List and describe the kind(s) of property sold, e.g., real estate, 2-story brick warehouse; or common stock, 200 shs. MLC Co. | (b) How acquired P - Purchase D - Donation | (c) Date acquired (mo., day, yr.) | (d) Date sold (mo., day, yr.) |
|--|--|--------------------------------------|----------------------------------|
| 1a IRM-PUBLICLY TRADED SECURITIES | P | | |
| b FORT WASHINGTON-PUBLICLY TRADED SECURITIES | P | | |
| c PIMCO INVESTMENT GRADE CORP BOND INST | P | | |
| d VANGUARD 500 INDEX FUND ADM | P | | |
| e BREXAN HOWARD MS FUND | P | | |
| f FEDERAL STREET ASIA EM FUND, LLC | P | | |
| g CAPITAL GAINS DIVIDENDS | | | |
| h | | | |
| i | | | |
| j | | | |
| k | | | |
| l | | | |
| m | | | |
| n | | | |
| o | | | |

| (e) Gross sales price | (f) Depreciation allowed (or allowable) | (g) Cost or other basis plus expense of sale | (h) Gain or (loss) (e) plus (f) minus (g) |
|-----------------------|--|---|--|
| a 1,179,784. | | 1,142,919. | 36,865. |
| b 2,177,370. | | 1,898,056. | 279,314. |
| c 100,000. | | 106,996. | <6,996.> |
| d 2,045,000. | | 1,227,790. | 817,210. |
| e 798,892. | | 769,375. | 29,517. |
| f 260,371. | | 260,604. | <233.> |
| g 61,375. | | | 61,375. |
| h | | | |
| i | | | |
| j | | | |
| k | | | |
| l | | | |
| m | | | |
| n | | | |
| o | | | |

Complete only for assets showing gain in column (h) and owned by the foundation on 12/31/69

| (i) F.M.V. as of 12/31/69 | (j) Adjusted basis as of 12/31/69 | (k) Excess of col. (i) over col. (j), if any | (l) Losses (from col. (h)) Gains (excess of col. (h) gain over col. (k), but not less than "-0-") |
|---------------------------|--------------------------------------|---|---|
| a | | | 36,865. |
| b | | | 279,314. |
| c | | | <6,996.> |
| d | | | 817,210. |
| e | | | 29,517. |
| f | | | <233.> |
| g | | | 61,375. |
| h | | | |
| i | | | |
| j | | | |
| k | | | |
| l | | | |
| m | | | |
| n | | | |
| o | | | |

| | | |
|---|---|------------|
| 2 Capital gain net income or (net capital loss) { If gain, also enter in Part I, line 7 If (loss), enter "-0-" in Part I, line 7 } | 2 | 1,217,052. |
| 3 Net short-term capital gain or (loss) as defined in sections 1222(5) and (6): If gain, also enter in Part I, line 8, column (c). If (loss), enter "-0-" in Part I, line 8 } | 3 | N/A |

Part.XV | **Supplementary Information**

3b Grants and Contributions Approved for Future Payment Continuation of Purpose of Grant or Contribution

NAME OF RECIPIENT - NEW JERSEY LEAGUE OF CONSERVATION VOTERS EDUCATION

FUND

TO DEVELOP AN INCLUSIVE ENVIRONMENTAL POLICY AGENDA AND TO EDUCATE THE
PUBLIC ABOUT ENVIRONMENTAL ISSUES.

FORM 990-PF DIVIDENDS AND INTEREST FROM SECURITIES STATEMENT 1

| SOURCE | GROSS AMOUNT | CAPITAL GAINS DIVIDENDS | (A) REVENUE PER BOOKS | (B) NET INVEST- MENT INCOME | (C) ADJUSTED NET INCOME |
|--------------------------|-----------------|-------------------------------|-----------------------------|-----------------------------------|-------------------------------|
| FORT WASHINGTON | 174,879. | 0. | 174,879. | 174,879. | |
| IRM INVESTMENTS | 142,430. | 0. | 142,430. | 142,430. | |
| LSV VALUE EQUITY FUND | 284,611. | 61,375. | 223,236. | 223,236. | |
| PIMCO FUNDS | 235,610. | 0. | 235,610. | 235,610. | |
| VANGUARD | 302,110. | 0. | 302,110. | 302,110. | |
| WACHOVIA | 455. | 0. | 455. | 455. | |
| TO PART I, LINE 4 | 1,140,095. | 61,375. | 1,078,720. | 1,078,720. | |

FORM 990-PF ACCOUNTING FEES STATEMENT 2

| DESCRIPTION | (A) EXPENSES PER BOOKS | (B) NET INVEST- MENT INCOME | (C) ADJUSTED NET INCOME | (D) CHARITABLE PURPOSES |
|------------------------------|------------------------------|-----------------------------------|-------------------------------|-------------------------------|
| ACCOUNTING | 23,641. | 16,549. | | 6,928. |
| AUDIT AND TAX PREPARATION | 20,926. | 14,648. | | 6,128. |
| TO FORM 990-PF, PG 1, LN 16B | 44,567. | 31,197. | | 13,056. |

FORM 990-PF OTHER PROFESSIONAL FEES STATEMENT 3

| DESCRIPTION | (A) EXPENSES PER BOOKS | (B) NET INVEST- MENT INCOME | (C) ADJUSTED NET INCOME | (D) CHARITABLE PURPOSES |
|--------------------------------------|------------------------------|-----------------------------------|-------------------------------|-------------------------------|
| INVESTMENT CONSULTING FEES | 70,546. | 70,546. | | 0. |
| INVESTMENT MANAGEMENT FEES | 89,953. | 89,953. | | 0. |
| OTHER PROFESSIONAL FEES - PROGRAM | 8,238. | 0. | | 5,028. |
| TO FORM 990-PF, PG 1, LN 16C | 168,737. | 160,499. | | 5,028. |

| FORM 990-PF | TAXES | | | STATEMENT | 4 |
|--------------------------------------|------------------------------|-----------------------------------|-------------------------------|-------------------------------|---|
| DESCRIPTION | (A) EXPENSES PER BOOKS | (B) NET INVEST- MENT INCOME | (C) ADJUSTED NET INCOME | (D) CHARITABLE PURPOSES | |
| EXCISE TAXES | 20,212. | 0. | | 0. | |
| FOREIGN TAX WITHHELD ON DIVIDENDS | 3,377. | 3,377. | | 0. | |
| TO FORM 990-PF, PG 1, LN 18 | 23,589. | 3,377. | | 0. | |

| FORM 990-PF | OTHER EXPENSES | | | STATEMENT | 5 |
|---|------------------------------|-----------------------------------|-------------------------------|-------------------------------|---|
| DESCRIPTION | (A) EXPENSES PER BOOKS | (B) NET INVEST- MENT INCOME | (C) ADJUSTED NET INCOME | (D) CHARITABLE PURPOSES | |
| OFFICE EXPENSES | 9,864. | 0. | | 6,573. | |
| EQUIPMENT RENTALS | 3,449. | 0. | | 3,449. | |
| INSURANCE | 6,445. | 0. | | 6,300. | |
| TELEPHONE | 5,569. | 0. | | 5,569. | |
| POSTAGE | 623. | 0. | | 342. | |
| WEBSITE DESIGN | 766. | 0. | | 766. | |
| DUES AND MEMBERSHIPS | 10,720. | 0. | | 10,720. | |
| OTHER PROGRAM SUPPORT | 15,240. | 0. | | 15,686. | |
| SUBSCRIPTIONS, PERIODICALS AND BOOKS | 224. | 0. | | 224. | |
| REPORT PREPARATION FEES | 25,500. | 0. | | 25,500. | |
| TO FORM 990-PF, PG 1, LN 23 | 78,400. | 0. | | 75,129. | |

| FORM 990-PF | OTHER INCREASES IN NET ASSETS OR FUND BALANCES | STATEMENT | 6 |
|--|--|------------|---|
| DESCRIPTION | | AMOUNT | |
| UNREALIZED APPRECIATION IN MARKET VALUE OF INVESTMENTS | | 2,691,293. | |
| TOTAL TO FORM 990-PF, PART III, LINE 3 | | 2,691,293. | |

| | | | |
|-------------|--|-----------|---|
| FORM 990-PF | U.S. AND STATE/CITY GOVERNMENT OBLIGATIONS | STATEMENT | 7 |
|-------------|--|-----------|---|

| DESCRIPTION | U.S. GOV'T | OTHER GOV'T | BOOK VALUE | FAIR MARKET VALUE |
|--|---------------|----------------|------------|----------------------|
| US GOVERNMENT & AGENCY BONDS | X | | 32,572. | 32,572. |
| MUNICIPAL GOVERNMENT BONDS | | X | 150,655. | 150,655. |
| TOTAL U.S. GOVERNMENT OBLIGATIONS | | | 32,572. | 32,572. |
| TOTAL STATE AND MUNICIPAL GOVERNMENT OBLIGATIONS | | | 150,655. | 150,655. |
| TOTAL TO FORM 990-PF, PART II, LINE 10A | | | 183,227. | 183,227. |

| | | | |
|-------------|-----------------|-----------|---|
| FORM 990-PF | CORPORATE STOCK | STATEMENT | 8 |
|-------------|-----------------|-----------|---|

| DESCRIPTION | BOOK VALUE | FAIR MARKET VALUE |
|---|-------------|----------------------|
| FORT WASHINGTON - PUBLICLY TRADED SECURITIES - SEE STATEMENT C | 10,188,906. | 10,188,906. |
| TOTAL TO FORM 990-PF, PART II, LINE 10B | 10,188,906. | 10,188,906. |

| | | | |
|-------------|-----------------|-----------|---|
| FORM 990-PF | CORPORATE BONDS | STATEMENT | 9 |
|-------------|-----------------|-----------|---|

| DESCRIPTION | BOOK VALUE | FAIR MARKET VALUE |
|---|------------|----------------------|
| CORPORATE BONDS & OBLIGATIONS - SEE STATEMENT D | 2,553,187. | 2,553,187. |
| OTHER FIXED INCOME - SEE STATEMENT D | 401,665. | 401,665. |
| TOTAL TO FORM 990-PF, PART II, LINE 10C | 2,954,852. | 2,954,852. |

| FORM 990-PF | OTHER INVESTMENTS | STATEMENT | 10 |
|--|-------------------|-------------|-------------------|
| DESCRIPTION | VALUATION METHOD | BOOK VALUE | FAIR MARKET VALUE |
| MUTUAL FUNDS - SEE STATEMENT E | FMV | 30,365,730. | 30,365,730. |
| SEG PARTNERS OFFSHORE FUND | FMV | 2,828,625. | 2,828,625. |
| BREXAN HOWARD MS FUND | FMV | 843,164. | 843,164. |
| FEDERAL STREET ASIA EMERGING | FMV | | |
| MARKETS OFFSHORE FUND, LTD. | | 31,866. | 31,866. |
| WEATHERFLOW OFFSHORE FUND | FMV | 1,854,518. | 1,854,518. |
| SYSTEMATICA BLUETREND FUND, LTD | FMV | 935,600. | 935,600. |
| SHEFFIELD INTERNATIONAL PARTNERS | FMV | | |
| LTD. | | 1,907,742. | 1,907,742. |
| MKP INTERNATIONAL OFFSHORE | FMV | 1,698,597. | 1,698,597. |
| FEDERAL STREET ASIA EMERGING | FMV | | |
| MARKETS FUND, LLC | | 1,884,219. | 1,884,219. |
| TOTAL TO FORM 990-PF, PART II, LINE 13 | | 42,350,061. | 42,350,061. |

| FORM 990-PF | DEPRECIATION OF ASSETS NOT HELD FOR INVESTMENT | STATEMENT | 11 |
|------------------------------------|--|--------------------------|------------|
| DESCRIPTION | COST OR OTHER BASIS | ACCUMULATED DEPRECIATION | BOOK VALUE |
| COMPUTER AND TELECOM EQUIPMENT | 32,777. | 32,777. | 0. |
| OFFICE FURNISHINGS | 27,442. | 24,826. | 2,616. |
| TOTAL TO FM 990-PF, PART II, LN 14 | 60,219. | 57,603. | 2,616. |

| FORM 990-PF | OTHER ASSETS | STATEMENT | 12 |
|-----------------------------------|----------------------------|------------------------|-------------------|
| DESCRIPTION | BEGINNING OF YR BOOK VALUE | END OF YEAR BOOK VALUE | FAIR MARKET VALUE |
| SECURITY DEPOSIT | 8,834. | 8,834. | 8,834. |
| INTEREST AND DIVIDENDS RECEIVABLE | 39,067. | 35,820. | 35,820. |
| TO FORM 990-PF, PART II, LINE 15 | 47,901. | 44,654. | 44,654. |

| FORM 990-PF | OTHER LIABILITIES | STATEMENT 13 |
|--|-------------------|--------------|
| DESCRIPTION | BOY AMOUNT | EOY AMOUNT |
| DEFERRED FEDERAL EXCISE TAX | 202,181. | 256,007. |
| TOTAL TO FORM 990-PF, PART II, LINE 22 | 202,181. | 256,007. |

| | | |
|-------------|---|--------------|
| FORM 990-PF | PART VIII - LIST OF OFFICERS, DIRECTORS TRUSTEES AND FOUNDATION MANAGERS | STATEMENT 14 |
|-------------|---|--------------|

| NAME AND ADDRESS | TITLE AND AVRG HRS/WK | COMPEN- SATION | EMPLOYEE BEN PLAN CONTRIB | EXPENSE ACCOUNT |
|---|--------------------------|-------------------|------------------------------|--------------------|
| BETH K. JAMIESON ONE PALMER SQUARE EAST - SUITE 303 PRINCETON, NJ 08542 | PRESIDENT 40.00 | 218,943. | 40,078. | 0. |
| HON. DEBORAH T. PORITZ ONE PALMER SQUARE EAST - SUITE 303 PRINCETON, NJ 08542 | CHAIR 1.00 | 0. | 0. | 0. |
| CANDACE M. ASHMUN ONE PALMER SQUARE EAST - SUITE 303 PRINCETON, NJ 08542 | VICE CHAIR 1.00 | 0. | 0. | 0. |
| BRENDAN T. BYRNE, JR. ONE PALMER SQUARE EAST - SUITE 303 PRINCETON, NJ 08542 | TREASURER 1.00 | 0. | 0. | 0. |
| DR. HENRY A. COLEMAN ONE PALMER SQUARE EAST - SUITE 303 PRINCETON, NJ 08542 | TRUSTEE 1.00 | 0. | 0. | 0. |
| DR. JOHN W. CORNWALL ONE PALMER SQUARE EAST - SUITE 303 PRINCETON, NJ 08542 | TRUSTEE 1.00 | 0. | 0. | 0. |
| HON. JAMES FLORIO ONE PALMER SQUARE EAST - SUITE 303 PRINCETON, NJ 08542 | TRUSTEE 1.00 | 0. | 0. | 0. |
| FEATHER HOUSTOUN ONE PALMER SQUARE EAST - SUITE 303 PRINCETON, NJ 08542 | TRUSTEE 1.00 | 0. | 0. | 0. |

FUND FOR NEW JERSEY

22-1895028,

| | | | | |
|------------------------------------|------------------|----|----|----|
| EDWARD LLOYD | TRUSTEE | | | |
| ONE PALMER SQUARE EAST - SUITE 303 | 1.00 | 0. | 0. | 0. |
| PRINCETON, NJ 08542 | | | | |
| LAWRENCE S. LUSTBERG | TRUSTEE | | | |
| ONE PALMER SQUARE EAST - SUITE 303 | 1.00 | 0. | 0. | 0. |
| PRINCETON, NJ 08542 | | | | |
| RICHARD W. ROPER | TRUSTEE | | | |
| ONE PALMER SQUARE EAST - SUITE 303 | 1.00 | 0. | 0. | 0. |
| PRINCETON, NJ 08542 | | | | |
| GARY D. ROSE | TRUSTEE | | | |
| ONE PALMER SQUARE EAST - SUITE 303 | 1.00 | 0. | 0. | 0. |
| PRINCETON, NJ 08542 | | | | |
| GRIZEL UBARRY | TRUSTEE | | | |
| ONE PALMER SQUARE EAST - SUITE 303 | 1.00 | 0. | 0. | 0. |
| PRINCETON, NJ 08542 | | | | |
| RICHARD L. WRIGHT | TRUSTEE | | | |
| ONE PALMER SQUARE EAST - SUITE 303 | 1.00 | 0. | 0. | 0. |
| PRINCETON, NJ 08542 | | | | |
| JANE W. THORNE | TRUSTEE EMERITUS | | | |
| ONE PALMER SQUARE EAST - SUITE 303 | 1.00 | 0. | 0. | 0. |
| PRINCETON, NJ 08542 | | | | |

TOTALS INCLUDED ON 990-PF, PAGE 6, PART VIII

218,943.

40,078.

0.

2016 DEPRECIATION AND AMORTIZATION REPORT

FORM 990-PF PAGE 1

990-PF

| Asset No | Description | Date Acquired | Method | Life | Conv | Line No | Unadjusted Cost Or Basis | Bus % Excl | Section 179 Expense | * Reduction In Basis | Basis For Depreciation | Beginning Accumulated Depreciation | Current Sec 179 Expense | Current Year Deduction | Ending Accumulated Depreciation |
|----------|--------------------------------|---------------|--------|------|------|---------|--------------------------|------------|---------------------|----------------------|------------------------|------------------------------------|-------------------------|------------------------|---------------------------------|
| 1 | COMPUTER AND TELECOM EQUIPMENT | VARIOUS | SL | 3.00 | | 16 | 32,777. | | | | 32,777. | 32,777. | | 0. | 32,777. |
| 2 | OFFICE FURNISHINGS | VARIOUS | SL | 3.00 | | 16 | 27,442. | | | | 27,442. | 19,597. | | 5,229. | 24,826. |
| | * TOTAL 990-PF PG 1 DEPR | | | | | | 60,219. | | | | 60,219. | 52,374. | | 5,229. | 57,603. |

625111 04-01-16

(D) - Asset disposed

* ITC, Salvage, Bonus, Commercial Revitalization Deduction, GO Zone

2016 Grants Awarded and Disbursed

| Organization | Address | Purpose | Amount |
|---|--|--|---------|
| American Friends Service Committee | Ms. Amy Gottlieb Program Director American Friends Service Committee 89 Market Street Newark, NJ 07102 | to advance policies to stem the detainment of undocumented immigrants and to ensure more humane conditions of detention | 75,000 |
| New Jersey Alliance for Immigrant Justice | New Jersey Alliance for Immigrant Justice Executive Committee c/o Michele Lord, President, NEO Philanthropy, Inc. 45 West 36th Street, 6th Floor New York, NY 10018 | to build a strong statewide coalition to advance immigrant-friendly state and local policies in New Jersey | 45,000 |
| New Jersey Alliance for Immigrant Justice | New Jersey Alliance for Immigrant Justice Executive Committee c/o Michele Lord, President, NEO Philanthropy, Inc. 45 West 36th Street, 6th Floor New York, NY 10019 | to build a strong statewide coalition to advance immigrant-friendly state and local policies in New Jersey | 30,000 |
| Faith in New Jersey | Joseph Fleming Faith in New Jersey 2770 Federal Street Camden, NJ 08105 | to advance strong state and municipal policies that will improve opportunities for New Jersey's immigrant residents, with a focus on expanding access to drivers' licenses | 37,500 |
| Wind of the Spirit | Diana Mejia Wind of the Spirit 120 Speedwell Avenue, 2nd Floor Morristown, NJ 07960 | to advance strong state and municipal policies that will improve opportunities for New Jersey's immigrant residents, with a focus on expanding access to drivers' licenses | 37,500 |
| Advocates for Children of New Jersey | Cecilia Zalkind, Executive Director, Advocates for Children of New Jersey, 35 Halsey Street, Newark, NJ 07102 | to expand the availability of and access to preschool and to enact policies to reduce chronic absenteeism in order to improve academic performance | 45,000 |
| Center for Diversity and Equality in Education (CDEE) | Mr. Paul Tractenberg Center for Diversity and Equality in Education (CDEE) c/o Save Our Schools NJ Community Organizing 11 Luft Lane, West Orange, NJ 07052 | to develop strategies to foster integration in New Jersey's public school system in order to provide all students with a high-quality education | 100,000 |
| Fair Share Housing Center | Kevin Walsh, Associate Director, Fair Share Housing Center, 510 Park Boulevard, Cherry Hill, NJ 08002 | to advance policies that expand access to affordable housing, combat homelessness, and prevent lead poisoning | 160,000 |
| Housing and Community Development Network of New Jersey | Staci Berger, President & CEO, Housing & Community Development Network of New Jersey, 145 West Hanover Street, Trenton, NJ 08608 | to advance policies that expand access to affordable housing, combat homelessness, and prevent lead poisoning | 100,000 |
| Clean Water Fund | Amy Goldsmith State Director, New Jersey Clean Water Fund—NJ 198 Brighton Avenue Long Branch, NJ 07740 | to support policy change to significantly reduce the impact of diesel emissions and other forms of pollution on children and families in low-income communities and communities of color surrounding the Ports of Newark and Elizabeth through collaboration by Clean Water Fund, Ironbound Community Corporation, and New Jersey Environmental Justice Alliance | 20,000 |
| New Jersey Environmental Justice Alliance | New Jersey Environmental Justice Alliance c/o Laureen M. Boles, State Director Thomas Edison State College 315 W. State Street, 3rd floor Trenton, NJ 08608 | to support policy change to significantly reduce the impact of diesel emissions and other forms of pollution on children and families in low-income communities and communities of color surrounding the Ports of Newark and Elizabeth through collaboration by Clean Water Fund, Ironbound Community Corporation, and New Jersey Environmental Justice Alliance | 20,000 |
| Ironbound Community Corporation | Joseph DellaFave, Executive Director, Ironbound Community Corporation, 317 Elm Street, Newark, NJ 07105 | to support policy change to significantly reduce the impact of diesel emissions and other forms of pollution on children and families in low-income communities and communities of color surrounding the Ports of Newark and Elizabeth through collaboration by Clean Water Fund, Ironbound Community Corporation, and New Jersey Environmental Justice Alliance | 20,000 |
| Mom's Clean Air Force | Fred Krupp President Environmental Defense Fund 257 Park Avenue South New York, NY 10010 | to inform and engage New Jersey parents about the public health risks associated with air pollution in order to mobilize action to achieve policies to ensure cleaner air and a healthier environment in New Jersey | 25,000 |
| Environment New Jersey Research & Policy Center | Doug O'Malley, Executive Director, Environmental NJ Research & Policy Center, 104 Bayard Street, 6th Floor, New Brunswick, NJ 08901 | to advocate for clean energy and climate change mitigation policies in New Jersey, and to develop a state clean energy policy coalition in collaboration with GreenFaith and NJ Work Environment Council | 75,000 |
| New Jersey Work Environment Council | Dan Fatton, Executive Director, New Jersey Work Environment Council, 7 Dunmore Ave, 1st Floor East, Ewing, NJ 08618 | to advance policies to protect New Jersey's environmental and workplace safeguards, increase the transparency of chemical storage and crude oil movement, and to develop a state clean energy policy coalition in collaboration with ENJRPC and GreenFaith | 50,000 |

2016 Grants Awarded and Disbursed

| Organization | Address | Purpose | Amount |
|---|--|---|--------|
| GreenFaith | Fletcher Harper, Executive Director, Green Faith, 101 South 3rd Ave, Highland Park, NJ 08904 | to educate and mobilize faith leaders in support of a pro-climate and pro-green jobs policy agenda, and to develop a state clean energy policy coalition in collaboration with Environment NJ Research and Policy Center and NJ Work Environment Council | 50,000 |
| New Jersey Conservation Foundation | Michele S Byers, Executive Director, Bamboo Brook, 170 Longview Road, Far Hills, NJ 07931 Executive Director New Jersey Conservation Foundation Bamboo Brook, 170 Longview Road Far Hills, NJ 07931 | to foster a rapid transition to renewable energy in New Jersey, while advancing policies to stop the construction of proposed natural gas infrastructure through conserved lands | 65,000 |
| Eastern Environmental Law Center | Hilary Semel, Esq., Executive Director, Eastern Environmental Law Center, 744 Broad Street, Newark, NJ 07102 Executive Director Eastern Environmental Law Center 744 Broad Street, Suite 1525 Newark, NJ 07102 | to support the work of New Jersey's only public interest environmental law firm to advance clean energy and environmental justice in New Jersey | 85,000 |
| Pinelands Preservation Alliance | Carleton Montgomery, Executive Director, Pineland Preservation Alliance, 17 Pemberton Road, Southampton, NJ 08088 | to advance and enforce policies to protect and preserve the natural resources of the Pinelands region | 50,000 |
| New Jersey League of Conservation Voters Education Fund | Ed Potosnak Executive Director New Jersey League of Conservation Voters Education Fund P O Box 1237 Trenton, NJ 08607 | to develop an inclusive environmental policy agenda and to educate the public about environmental issues | 12,500 |
| NY/NJ Baykeeper | Ms Deborah A Mans Executive Director and Baykeeper New York/New Jersey Baykeeper 52 West Front Street Keyport, NJ 07735 | to protect, preserve, and restore the water quality of the Hudson-Raritan Harbor Estuary, with a focus on policies to improve stormwater management and combined sewer outflows and reduce plastics pollution | 50,000 |
| Association of New Jersey Environmental Commissions | Jennifer Coffey, Executive Director, AJNEC, PO Box 157, Mendham, NJ 07945 | to support public policy advocacy and education on water quality protection and open space preservation in New Jersey | 60,000 |
| New Jersey Highlands Coalition | Julia Somers, New Jersey Highlands Coalition, 508 Main Street, Booton, NJ 07005 | to protect and defend the Highlands Act and the Regional Master Plan and to educate the public and decision-makers about the importance of policies to protect water quality and other natural resources of the Highlands | 55,000 |
| Drug Policy Alliance | Roseanne Scotti, State Director, 16 West Front Street, Suite 101A, Trenton, NJ 08608 State Director New Jersey Drug Policy Alliance 16 West Front Street, Suite 101A Trenton, NJ 08608 | to advance policies to improve the fairness of criminal justice policies and reduce the number of people in New Jersey incarcerated for drug law violations, with an emphasis on bail reform implementation, parole reform, and decreased penalties for drug-related offenses | 50,000 |
| New Jersey Institute for Social Justice | Ryan Haygood, President & CEO, New Jersey Institute for Social Justice, 60 Park Place, Suite 511, Newark, NJ 07102 | to advance racial and economic justice in NJ's urban communities, with a focus on policies to reform the criminal and juvenile justice systems and to increase economic mobility | 65,000 |
| New Jersey Citizen Action Education Fund | Phyllis Salowe-Kaye, Executive Director, New Jersey Citizen Action Education Fund, 744 Broad Street, Suite 2080 Newark, NJ 07102 | to advance long-term public policy solutions that promote economic and social justice for low- and moderate-income families in NJ, with a focus on advancing policies to help families achieve work/family balance and economic security and on expanding access to health care | 85,000 |
| Regional Plan Association | Thomas K Wright, President, Regional Planning Association, 4 Irving Place, 7th Floor, New York, NY 10003 | to support a comprehensive evaluation of Trans-Hudson mobility issues and to develop a series of policy recommendations to accommodate the anticipated growth in travel demand between New Jersey and New York | 40,000 |
| American Civil Liberties Union - New Jersey | Diane DuBrule, Executive Director, American Civil Liberties Union - New Jersey, PO Box 32159, Newark, NJ 07102 | To advance racial justice, with a particular emphasis on just police practices and criminal justice system reform, including a new campaign to end mass incarceration | 85,000 |
| American Sustainable Business Council | David Levine, President & CEO 1401 New York Ave, NW, Suite 1225 Washington, DC 20005 | to launch a New Jersey affiliate of the American Sustainable Business Institute guided by "triple-bottom-line" principles of business support for protection of the environment, fair wages, and economic policies that catalyze jobs and a strong economy | 12,500 |
| Center on the American Governor | John Weingart, Director Center on the American Governor Eagleton Institute of Politics Rutgers, the State University of New Jersey 191 Ryders Lane, NJ 08901 | to research how the transition period between the election of a New Jersey governor and his or her inauguration can be used most effectively to lay the groundwork for a productive administration | 25,000 |

2016 Grants Awarded and Disbursed

| Organization | Address | Purpose | Amount |
|--|--|---|---------|
| Rutgers University - Due Process | Ms Sandra King, Due Process, Rutgers School of Law, 123 Washington Street, Suite 516, Newark, NJ 07102 | to enhance awareness and spur debate about timely legal and policy issues | 10,000 |
| Education Law Center | David Sciarra, Esq Executive Director Education Law Center 60 Park Place, Suite 300 Newark, NJ 07102 | to preserve and enhance New Jersey's strong public education system by advocating for fair school funding and advancing equity through initiatives such as preschool expansion, adequate facilities, and fair standards and assessments | 100,000 |
| Pre-K Our Way | Maryanne Preztunik, Administrator, 7 Columbia Turnpike, Suite 201, Florham Park, NJ 07932 | to build and mobilize public support for preschool expansion in New Jersey | 25,000 |
| Save Our Schools New Jersey Community Organizing | Julia Sass Rubin Board Chair Save Our Schools Community Organizing 360 Jefferson Road, Princeton, NJ 08540 | to protect and improve New Jersey's public schools for the benefit of all children, to empower parents to fully participate in education policymaking, and to promote expansion of community schools | 25,000 |
| Save Our Schools New Jersey Community Organizing | Julia Sass Rubin Board Chair Save Our Schools Community Organizing 360 Jefferson Road, Princeton, NJ 08541 | to protect and improve New Jersey's public schools for the benefit of all children, to empower parents to fully participate in education policymaking, and to promote expansion of community schools | 25,000 |
| NJ Spotlight | Mr John Mooney Editor in Chief NJ Spotlight c/o Community Foundation of New Jersey PO Box 338 Morristown, NJ 07963 | to produce and disseminate high-quality public policy news and analysis | 100,000 |
| New Jersey Public Radio | Mr Daran Smith Senior Development Officer New Jersey Public Radio 160 Varick Street New York, NY 10013 | to produce and disseminate high-quality public policy news and analysis | 65,000 |
| New Jersey Policy Perspective | Mr Gordon MacInnes President New Jersey Policy Perspective 137 West Hanover Street Trenton, NJ 08618 | to promote investment and opportunity in New Jersey through analysis and advocacy on the state budget, economic security, federal safety net programs, and immigration | 125,000 |
| Legal Services of New Jersey - Poverty Research Center | Mr De Miller President and General Counsel Legal Services of New Jersey 100 Metroplex Drive, Suite 402 Edison, NJ 08818 | to increase awareness among the public and decision- makers about the extent of poverty and to advocate for a robust social safety net | 100,000 |
| Anti-Poverty Network | Ms Renee Koubiadis Executive Director Anti-Poverty Network c/o New Jersey Shares 1910 N Olden Ave Ext Suite 1A Ewing, NJ 08618 | to support advocacy and public policy that prevent, reduce, and eventually eliminate poverty among New Jersey residents while promoting policy solutions that mitigate structural racism | 50,000 |
| John J Heldrich Center for Workforce Development | Dr Carl Van Horn Director John J Heldrich Center for Workforce Development 30 Livingston Ave, Room 305 New Brunswick, NJ 08901 | to develop and demonstrate effective and efficient strategies for reducing long-term unemployment in New Jersey | 100,000 |
| Hyacinth AIDS Foundation | Ms Kathy O'Brien Executive Director Hyacinth AIDS Foundation 317 George Street, Suite 203 New Brunswick, NJ 08901 | to ensure that those living with HIV/AIDS in New Jersey have access to necessary services and to reduce rates of HIV/AIDS infection in New Jersey | 25,000 |
| Rutgers Criminal and Youth Justice Clinic | Ms Laura Cohen Director, Criminal and Youth Justice Clinic Rutgers Law School - Newark 123 Washington Ave Newark, NJ 07102 | to advance reforms of New Jersey's juvenile justice system to better serve vulnerable youth through legal advocacy and leadership in the Youth Justice New Jersey Decarceration campaign | 50,000 |
| Center for Non-Profits | Ms Linda Czipo Exective Director Center for Non- Profits 3575 Quakerbridge Road, Suite 102 Mercerville, NJ 08619 | to foster policies that broaden the impact and improve the effectiveness of the non-profit sector in New Jersey and to advance diversity within the sector | 25,000 |
| Supportive Housing Association of New Jersey | Gail Levinson Executive Director 29 Alden Street, Suite 1B Cranford, NJ 07016 | to advance policies that expand access to affordable housing, with a focus on community housing with supportive services for people with disabilities and the homeless | 10,000 |
| Council of New Jersey Grantmakers | Nina Stack, President Council of New Jersey Grantmakers 111 West State Street Trenton, NJ 08608 | to provide education and training to New Jersey Grantmakers with grantmaking tools to mitigate the impact of structural and institutional racism within the field | 10,000 |
| Environment New Jersey Research & Policy Center | Doug O'Malley, Exective Director, Environmental NJ Research & Policy Center, 104 Bayard Street, 6th Floor, New Brunswick, NJ 08901 | to make climate change mitigation and expansion of clean energy policy priorities for New Jersey | 25,000 |
| NJ Spotlight / Community Foundation of NJ | John Mooney, New Jersey Spotlight, 207 Orange Road, Montclair, NJ 07042 | to support NJ Spotlight's commitment to on-going coverage and analysis of policy issues related to public finance and politics | 25,000 |

Grants Paid - 2016

2,525,000 - Form 990PF, Part XV, Line 3a

Fund for New Jersey
F/Y/E 12/31/2016
Form 990 PF
EIN # 22-1895028

| | |
|---------------------------------------|---|
| Form and content of applications | <p>Organizations that are not currently receiving funding must submit a letter of inquiry via email. If an organization will be invited to submit a full application, notification will be given within 4 weeks. Letters of inquiry must be emailed to programofficer@fundfornj.org and include the following:</p> <ul style="list-style-type: none">• Contact information for the organization including the executive director and person responsible for the letter of inquiry• Amount and type (operating or program support) of funding requested• Problem or need to be addressed (maximum 100 words)• Summary of request, including interventions and anticipated outcomes (maximum 250 words)• Organization budget and actuals for the current fiscal year• Program budget (if applicable) <p>Organizations currently receiving funding should contact their program officer for instructions on reapplying.</p> |
| Submission deadlines | <p>Applications from invited and renewing organizations are due the first Friday in March, June, September and December.</p> |
| Restriction and Limitations on Awards | <p>The Fund for New Jersey makes grants only to organizations active in New Jersey that have designated tax-exempt status under Section 501 (c) (3) of the Internal Revenue Code. The Fund does not support the activities of individuals or underwrite capital projects. The Fund rarely provides grants for local activities or direct services unless these projects are designed to support systemic change.</p> |



THE FUND FOR NEW JERSEY

Page 5 of 20
December 1, 2016 to December 31, 2016

ASSET DETAIL

Stocks

Common Stocks

| | | | <u>FMV</u> | <u>Cost</u> | | | | |
|---------------------------|-----------|----------|------------|-------------|------------|-----|----------|------|
| Abbott Laboratories - ABT | 4,757 000 | 38 4100 | 182,716 37 | 165,329 32 | 17,387 05 | 1 7 | 5,042 42 | 2 76 |
| Alphabet Inc Cl A - GOOGL | 161 000 | 792 4500 | 127,584 45 | 70,185 78 | 57,398 67 | 1 2 | 0 00 | 0 00 |
| Alphabet Inc Cl C - GOOG | 316 000 | 771 8200 | 243,895 12 | 136,939 94 | 106,955 18 | 2 3 | 0 00 | 0 00 |
| Amazon Com Inc - AMZN | 538 000 | 749 8700 | 403,430 06 | 166,633 82 | 236,796 24 | 3 8 | 0 00 | 0 00 |

STATEMENT C(115)



THE FUND FOR NEW JERSEY

Page 6 of 20
December 1, 2016 to December 31, 2016

ASSET DETAIL (continued)

| Security Description | Shares/Face Amt | Price | Market Value | Tax Cost | Unrealized Gain/Loss | Percent of Total Portfolio | Estimated Annual Income | Estimated Current Yield |
|-------------------------------------|-----------------|----------|--------------|------------|----------------------|----------------------------|-------------------------|-------------------------|
| Apple Inc - AAPL | 2,917 000 | 115 8200 | 337,846 94 | 189,729.70 | 148,117 24 | 3 2 | 6,650 76 | 1 97 |
| AT&T Inc - T | 5,926 000 | 42 5300 | 252,032 78 | 216,734 71 | 35,298 07 | 2 4 | 11,614 96 | 4 61 |
| Avnet Inc - AVT | 5,488 000 | 47 6100 | 261,283 68 | 187,300 57 | 73,983 11 | 2 5 | 3,731 84 | 1 43 |
| Bank Of America Corp - BAC | 10,470 000 | 22 1000 | 231,387 00 | 147,457 55 | 83,929 45 | 2 2 | 3,141 00 | 1 36 |
| Bank Of New York Mellon Corp - BK | 8,608 000 | 47 3800 | 407,847 04 | 260,630 69 | 147,216 35 | 3 8 | 6,542 08 | 1 60 |
| Berkshire Hathaway Inc Cl B - BRK B | 4,301,000 | 162 9800 | 700,976 98 | 564,165 37 | 136,811 61 | 6 6 | 0 00 | 0 00 |
| Bio Rad Labs Inc - BIO Cl A | 1,529 000 | 182 2800 | 278,708 12 | 179,771 36 | 98,934 76 | 2 6 | 0 00 | 0 00 |
| Biogen, Inc - BIIB | 767 000 | 283 5800 | 217,505 86 | 218,042 60 | -536 74 | 2 0 | 0 00 | 0 00 |
| Bristol Myers Squibb Co - BMY | 4,429 000 | 58 4400 | 258,830 76 | 255,640 61 | 3,190 15 | 2 4 | 6,909 24 | 2 67 |
| Cisco Systems Inc - CSCO | 8,277 000 | 30 2200 | 250,130 94 | 189,423 01 | 60,707 93 | 2 4 | 8,608 08 | 3 44 |
| Comcast Corp Class A - CMCSA | 3,033 000 | 69 0500 | 209,428 65 | 166,207 00 | 43,221 65 | 2 0 | 3,336 30 | 1 59 |
| Exxon Mobil Corp - XOM | 1,756 000 | 90 2600 | 158,496 56 | 138,969 49 | 19,527 07 | 1 5 | 5,268 00 | 3 32 |
| General Electric Co - GE | 11,669 000 | 31 6000 | 368,740 40 | 293,380 81 | 75,359 59 | 3 5 | 11,202 24 | 3 04 |

STATEMENT C (2/5)



THE FUND FOR NEW JERSEY

Page 7 of 20
December 1, 2016 to December 31, 2016

ASSET DETAIL (continued)

| Security Description | Shares/Face Amt | Price | Market Value | Tax Cost | Unrealized Gain/Loss | Percent of Total Portfolio | Estimated Annual Income | Estimated Current Yield |
|--|-----------------|------------|--------------|------------|----------------------|----------------------------|-------------------------|-------------------------|
| Goldman Sachs Group Inc - GS | 1,111 000 | 239 4500 | 266,028 95 | 181,897 14 | 84,131 81 | 2 5 | 2,888 60 | 1 09 |
| Halliburton Co - HAL | 4,190 000 | 54 0900 | 226,637 10 | 179,048 11 | 47,588 99 | 2 1 | 0 00 | 0 00 |
| International Business Machines Corp - IBM | 1,098 000 | 165 9900 | 182,257 02 | 158,562 05 | 23,694 97 | 1 7 | 6,148 80 | 3 37 |
| Jm Smucker Co The - SJM | 1,395 000 | 128 0600 | 178,643 70 | 144,811 66 | 33,832 04 | 1 7 | 4,185 00 | 2 34 |
| Johnson Johnson - JNJ | 2,175 000 | 115 2100 | 250,581 75 | 208,568 31 | 42,013 44 | 2 4 | 6,960 00 | 2 78 |
| Jones Lang Lasalle Inc - JLL | 1,273 000 | 101 0400 | 128,623 92 | 124,313 81 | 4,310 11 | 1 2 | 840 18 | 0 65 |
| Microsoft Corp - MSFT | 5,106 000 | 62 1400 | 317,286 84 | 228,904 63 | 88,382 21 | 3 0 | 7,965 36 | 2 51 |
| Mondelez International W I - MDLZ | 8,507 000 | 44 3300 | 377,115 31 | 254,622 17 | 122,493 14 | 3 5 | 6,465 32 | 1 71 |
| Oracle Corporation - ORCL | 6,490 000 | 38 4500 | 249,540 50 | 253,131 86 | -3,591 36 | 2 3 | 3,894 00 | 1 56 |
| Priceline Com Inc - PCLN | 131 000 | 1,466 0600 | 192,053 86 | 146,900 78 | 45,153 08 | 1 8 | 0 00 | 0 00 |
| Salesforce Com Inc - CRM | 1,724 000 | 68 4600 | 118 025 04 | 120 107 92 | -2,082 88 | 1 1 | 0 00 | 0 00 |
| Simon Property Group Inc - SPG | 1,328 000 | 177 6700 | 235,945 76 | 247,066 56 | -11,120 80 | 2 2 | 8,632 00 | 3 66 |
| Stericycle Inc - SRCL | 2,217 000 | 77 0400 | 170,797 68 | 209 996 01 | -39,198 33 | 1 6 | 0 00 | 0 00 |

STATEMENT C (3/5)



THE FUND FOR NEW JERSEY

Page 8 of 20
December 1, 2016 to December 31, 201600-M W-UU-013-01
0266770-00-00913-01

45

**ASSET DETAIL (continued)**

| Security Description | Shares/Face Amt | Price | Market Value | Tax Cost | Unrealized Gain/Loss | Percent of Total Portfolio | Estimated Annual Income | Estimated Current Yield |
|-------------------------------------|-----------------|----------|-----------------------|-----------------------|-----------------------|----------------------------|-------------------------|-------------------------|
| Sysco Corp - SYV | 6,571 000 | 55 3700 | 363,836 27 | 222,956 50 | 140,879 77 | 3 4 | 8,673 72 | 2 38 |
| Twenty First Century Fox Inc - FOXA | 7,060 000 | 28 0400 | 197,962 40 | 222,965 99 | -25,003 59 | 1 9 | 2,541 60 | 1 28 |
| Union Pacific Corp - UNP | 2,036 000 | 103 6800 | 211,092 48 | 166,342 41 | 44,750 07 | 2 0 | 4,927 12 | 2 33 |
| United Technologies Corp - UTX | 1,901 000 | 109 6200 | 208,387 62 | 192,813 17 | 15,574 45 | 2 0 | 5,018 64 | 2 41 |
| Vista Outdoor Inc Wt - VSTO | 4,942 000 | 36 9000 | 182,359 80 | 168,712 56 | 13,647 24 | 1 7 | 0 00 | 0 00 |
| Wesco Intl Inc - WCC | 2,667 000 | 66 5500 | 177,488 85 | 201,018 71 | -23,529 86 | 1 7 | 0 00 | 0 00 |
| World Fuel Svcs Corp - INT | 3,389 000 | 45 9100 | 155,588 99 | 137,855 82 | 17,733 17 | 1 5 | 813 36 | 0 52 |
| Total Common Stocks | | | \$9,281,093 55 | \$7,317,138 50 | \$1,963,955 05 | 87 3 | \$142,000 62 | |

Foreign Stocks

| | | | | | | | | |
|--|-----------|----------|------------|------------|------------|-----|----------|------|
| Agrium Inc - AGU | 2,164 000 | 100 5500 | 217,590 20 | 188,183 69 | 29,406 51 | 2 0 | 7,574 00 | 3 48 |
| Carnival Corp - CCL | 3 816 000 | 52 0800 | 198,660 96 | 125,750 67 | 72,910 29 | 1 9 | 5,342 40 | 2 69 |
| Novartis Ag A D R - NVS Repstg 1 Ord Sh | 3,896 000 | 72 8400 | 283,784 64 | 344,707 11 | -60,922 47 | 2 7 | 8,972 49 | 3 16 |

STATEMENT C (4/5)



THE FUND FOR NEW JERSEY

Page 9 of 20
December 1, 2016 to December 31, 2016

| ASSET DETAIL (continued) | | | | | | | | |
|-----------------------------|-----------------|---------|------------------------|-----------------------|-----------------------|----------------------------|-------------------------|-------------------------|
| Security Description | Shares/Face Amt | Price | Market Value | Tax Cost | Unrealized Gain/Loss | Percent of Total Portfolio | Estimated Annual Income | Estimated Current Yield |
| Schlumberger Ltd - SLB | 2,475,000 | 83.9500 | 207,776.25 | 206,985.75 | 790.50 | 2.0 | 4,950.00 | 2.38 |
| Total Foreign Stocks | | | \$907,812.05 | \$865,627.22 | \$42,184.83 | 8.5 | \$26,838.89 | |
| Total Stocks | | | \$10,188,905.60 | \$8,182,765.72 | \$2,006,139.88 | 95.8 | \$168,839.51 | |

STATEMENT C (5/5)



STATE STREET

Account Holdings

As of December 31, 2016

Page 4 of 18

THE FUND FOR NEW JERSEY

| Shares/Units/ Original Face | Description | Asset Identifier | Tax Cost | Current Price | Market Value | Unrealized Gain/Loss | Estimated | |
|--------------------------------|--|---------------------|-------------|------------------|-----------------|-------------------------|---------------|------------------|
| | | | | | | | Annual Income | Current Yield |
| CORPORATE BONDS | | | | | | | | |
| Custody Holdings | | | | | | | | |
| 27,000 000 | COMCAST CABLE COMM 8.875% 5/01/17 Moody: A3 S&P: A- | 20029PAG4 | \$29,799 10 | 102 515 | \$27,679 05 | \$2,120 05- | \$2,396 25 | 8 66% |
| 27 000 000 | MARATHON OIL CORP 6% 10/01/17 Moody: BA1 S&P: BBB- | 565849AD8 | 28,548 62 | 102 988 | 27,806 76 | 741 86- | 399 42 | 5 83 |
| 25,000,000 | CATHOLIC HEALTH INITI 1 6% 11/01/17 Moody: A3 S&P: A- | 14916RAB0 | 24,992 75 | 100 438 | 25 109 50 | 116 75 | 405 00 | 1 59 |
| 20,000 000 | JP MORGAN CHASE & CO 6% 1/15/18 Moody: A3 S&P: A- | 46625HGY0 | 21,763 24 | 104 313 | 20,862 60 | 900 64- | 66 67 | 5 75 |
| 14,000 000 | VENTAS REALTY LP/CAP CRP 2% 2/15/18 Moody: BAA1 S&P: BBB+ | 92276MBA2 | 13,983 46 | 100 206 | 14,028 84 | 65 38 | 553 33 | 2 00 |
| 15,000 000 | CHEVRON CORP 1.365% 3/02/18 Moody: AA2 S&P: AA- | 166764AV2 | 15,066 59 | 99 902 | 14,985 30 | 81 29- | 204 75 | 1 37 |
| 25,000 000 | PIONEER NATURAL RES 6.875% 5/01/18 Moody: BAA3 S&P: BBB- | 723787AF4 | 27,814 24 | 106 163 | 26,540 75 | 1,273 49- | 67 68 | 6 48 |
| 50,000 000 | CONNECTICUT LT & PWR 5.65% 5/01/18 Moody: A2 S&P: A+ | 207597ED3 | 52,444 56 | 105 438 | 52,719 00 | 274 44 | 286 50 | 5 36 |
| 15,000 000 | FLORIDA POWER CORP 5.65% 6/15/18 Moody: A1 S&P: A | 341099CK3 | 15,948 50 | 105 719 | 15,857 85 | 90 65- | 470 83 | 5 34 |
| 20,000 000 | AUTOZONE INC 7 1/2% 8/01/18 Moody: BAA1 S&P: BBB | 053332AJ1 | 21,903 99 | 108 153 | 21,830 60 | 273 39- | 37 67 | 6 59 |
| 20,000 000 | HOME DEPOT INC 2.25% 9/10/18 Moody: A2 S&P: A | 437076BB7 | 20,378.09 | 101 352 | 20,270 40 | 107 69- | 593 75 | 2 22 |
| | | | | | | | 450 00 | 138 75 |

STATEMENT D (118)




STATE STREET

THE FUND FOR NEW JERSEY

Account Holdings

As of December 31, 2016
Page 5 of 18

| Shares/Units/ Original Face | Description | Asset Identifier | Tax Cost | Current Price | Market Value | Unrealized Gain/Loss | Estimated Annual Income | Current Yield |
|--------------------------------|--|---------------------|-------------|------------------|-----------------|-------------------------|----------------------------|------------------|
| CORPORATE BONDS (Continued) | | | | | | | | |
| Custody Holdings (Continued) | | | | | | | | |
| 25,000,000 | AMEREN IL CO Moody: A1 S&P: A | 02361DAG5 | 29,951.30 | 114.304 | 28,576.00 | 1,375.30- | 2,437.50 | 8.53 |
| 30,000,000 | BERKSHIRE HATHAWAY ENERG 2% Moody: A3 S&P: A- | 59562VAX5 | 30,317.08 | 100.431 | 30,129.30 | 187.78- | 311.46 | 1.99 |
| 44,000,000 | WELLS FARGO & CO Moody: A2 S&P: A | 94974BFQ8 | 44,283.75 | 100.550 | 44,242.00 | 41.75- | 76.67 | 2.14 |
| 18,000,000 | GOLDMAN SACHS GRP INC 7.5% Moody: A3 S&P: BBB+ | 38141EA25 | 20,235.62 | 110.858 | 19,954.44 | 281.18- | 436.21 | 6.76 |
| 25,000,000 | NOBLE ENERGY INC 8.25% Moody: BAA3 S&P: BBB | 655044AD7 | 28,539.49 | 112.331 | 28,082.75 | 456.74- | 1,350.00 | 7.34 |
| 32,000,000 | PG&E CORP Moody: BAA1 S&P: BBB | 69331CAF5 | 31,945.92 | 100.380 | 32,121.60 | 175.68 | 510.00 | 2.39 |
| 20,000,000 | VALERO ENERGY CORP 9.375% Moody: BAA2 S&P: BBB | 91913VANO | 22,533.21 | 115.160 | 23,032.00 | 498.79 | 687.50 | 8.14 |
| 30,000,000 | GILEAD SCIENCES INC 2.05% Moody: A3 S&P: A | 375558AV5 | 30,128.37 | 100.319 | 30,095.70 | 32.67- | 1,875.00 | 2.04 |
| 27,000,000 | VIACOM INC NEW 5.625% Moody: BAA3 S&P: BBB- | 92553PAD4 | 29,515.83 | 107.582 | 29,047.14 | 468.69- | 153.75 | 5.23 |
| 55,000,000 | MEDTRONIC INC 2.5% Moody: A3 S&P: A | 585055BG0 | 56,001.10 | 101.119 | 55,615.45 | 385.65- | 447.19 | 2.47 |
| 15,000,000 | STATE STREET CORP 2.55% Moody: A1 S&P: A | 857477AS2 | 15,358.10 | 101.009 | 15,151.35 | 206.75- | 404.86 | 2.52 |
| 23,000,000 | RENSSELAER POLYTECHNIC 5.6% Moody: A3 S&P: A- | 76009XAA6 | 25,233.11 | 109.299 | 25,138.77 | 94.34- | 141.31 | 5.12 |
| 18,000,000 | VERIZON COMMUNICATIONS 4.5% Moody: BAA1 S&P: BBB+ | 92343VBQ6 | 18,889.89 | 107.011 | 19,261.98 | 372.09 | 1,288.00 | 4.20 |
| 15,000,000 | APPLIED MATLS INC 2.625% Moody: A3 S&P: A- | 038222AH8 | 14,989.50 | 100.828 | 15,124.20 | 134.70 | 238.50 | 2.60 |
| 48,000,000 | CELGENE CORP 3.95% Moody: BAA2 S&P: BBB+ | 151020AE4 | 48,329.90 | 104.544 | 50,181.12 | 1,851.22 | 393.75 | 3.78 |
| 20,000,000 | INTERCONTINENTAL 2.75% Moody: A2 S&P: A | 45866FAC8 | 20,353.81 | 100.761 | 20,152.20 | 201.61- | 106.09 | 2.73 |
| 50,000,000 | MORGAN STANLEY 2.5% Moody: A3 S&P: BBB+ | 61746BEA0 | 49,832.00 | 98.913 | 49,456.50 | 375.50- | 550.00 | 2.53 |
| 19,000,000 | ENERGY TRANSFER PTNRS 4.65% Moody: BAA3 S&P: BBB- | 29273RAN9 | 19,013.95 | 103.827 | 19,727.13 | 713.18 | 243.06 | 4.48 |
| 15,000,000 | SOUTHN CAL EDISON 3.875% Moody: AA3 S&P: A | 842400FR9 | 16,272.91 | 105.836 | 15,875.40 | 397.51- | 73.63 | 3.66 |



000322 3/5



STATE STREET.

THE FUND FOR NEW JERSEY

Account Holdings

As of December 31, 2016
Page 6 of 18

| Shares/Units/ Original Face | Description | Asset Identifier | Tax Cost | Current Price | Market Value | Unrealized Gain/Loss | Annual Income | Current Yield |
|--------------------------------|--|---------------------|-------------|------------------|-----------------|-------------------------|---------------|------------------|
| CORPORATE BONDS (Continued) | | | | | | | | |
| Custody Holdings (Continued) | | | | | | | | |
| 38,000,000 | DUKE ENERGY CAROLINA Moody: AA2 S&P: A | 26442CAK0 | 39,957.15 | 106.144 | 40,334.72 | 377.57 | 1,482.00 | 3.67 |
| 24,000,000 | ERP OPERATING LP Moody: BAA1 S&P: A- | 26684AAZ6 | 23,908.56 | 108.621 | 26,069.04 | 2,160.48 | 1,110.00 | 4.26 |
| 45,000,000 | JPMORGAN CHASE & CO Moody: A3 S&P: A- | 46625HJD3 | 49,671.05 | 107.843 | 48,529.35 | 1,141.70- | 2,025.00 | 4.17 |
| 28,000,000 | CVS HEALTH CORP Moody: BAA1 S&P: BBB+ | 126650CK4 | 27,987.96 | 102.749 | 28,769.72 | 781.76 | 883.13 | 3.41 |
| 38,000,000 | AT&T INC Moody: BAA1 S&P: BBB+ | 00206RBN1 | 34,178.81 | 95.882 | 36,435.16 | 2,256.35 | 438.28 | 2.74 |
| 13,000,000 | MORGAN STANLEY Moody: A3 S&P: BBB+ | 61746BDJ2 | 13,225.03 | 102.714 | 13,352.82 | 127.79 | 83.13 | 3.65 |
| 14,000,000 | HEALTH CARE REIT INC Moody: BAA1 S&P: BBB+ | 42217KBA3 | 13,948.34 | 102.011 | 14,281.54 | 333.20 | 170.63 | 3.68 |
| 15,000,000 | PAC GAS & ELEC Moody: A3 S&P: BBB+ | 694308HG5 | 16,598.23 | 104.162 | 15,624.30 | 973.93- | 154.58 | 3.60 |
| 20,000,000 | PHILLIPS 66 PARTNERS Moody: BAA3 S&P: BBB | 718549AB4 | 19,993.40 | 97.937 | 19,587.40 | 406.00- | 212.50 | 3.66 |
| 15,000,000 | METLIFE INC Moody: A3 S&P: A- | 59156RBM9 | 14,580.60 | 98.108 | 14,716.20 | 135.60 | 272.38 | 3.06 |
| 25,000,000 | NORTH STS PWR-MINN Moody: AA3 S&P: A | 665772BN8 | 33,879.64 | 129.115 | 32,278.75 | 1,600.89- | 150.00 | 5.52 |
| 50,000,000 | ANHEUSER-BUSCH INBEV Moody: A3 S&P: A- | 035242AP1 | 53,559.50 | 101.519 | 50,759.50 | 2,800.00- | 890.63 | 3.59 |
| 15,000,000 | EXXON MOBIL CORP Moody: AAA S&P: AA+ | 30231GAT9 | 15,000.00 | 99.865 | 14,979.75 | 20.25- | 760.42 | 3.05 |
| 11,000,000 | BERKSHIRE HATHAWAY Moody: AA2 S&P: AA | 084670BS6 | 10,989.66 | 99.351 | 10,928.61 | 61.05- | 456.45 | 3.14 |
| 30,000,000 | EXELON CORP Moody: BAA2 S&P: BBB- | 30161NAU5 | 29,982.00 | 98.118 | 29,435.40 | 546.60- | 101.22 | 3.46 |
| 18,000,000 | WELLS FARGO & CO Moody: A2 S&P: A | 949746RW3 | 18,075.58 | 95.423 | 17,176.14 | 899.44- | 215.33 | 3.14 |
| 22,000,000 | ILL TOOL WKS INC Moody: A2 S&P: A+ | 452308AX7 | 21,930.70 | 95.592 | 21,030.24 | 900.46- | 103.30 | 2.77 |
| 10,000,000 | GOLDMAN SACHS GROUP Moody: A3 S&P: BBB+ | 38145GAH3 | 9,974.10 | 97.599 | 9,769.90 | 204.20- | 583.00 | 3.58 |
| 10,000,000 | ENTERPRISE PRODS OPER Moody: BAA1 S&P: BBB+ | 29379VBL6 | 9,991.35 | 102.439 | 10,243.90 | 252.55 | 87.45 | 3.86 |
| | | | | | | | 395.00 | |
| | | | | | | | 149.22 | |

STATEMENT OF (3/8)



STATE STREET

THE FUND FOR NEW JERSEY


Account Holdings

As of December 31, 2016

Page 7 of 18

| Shares/Units/ Original Face | Description | Asset Identifier | Tax Cost | Current Price | Market Value | Unrealized Gain/Loss | Estimated Annual Income | Current Yield |
|--------------------------------|--|---------------------|-------------|------------------|-----------------|-------------------------|----------------------------|------------------|
| CORPORATE BONDS (Continued) | | | | | | | | |
| Custody Holdings (Continued) | | | | | | | | |
| 15,000,000 | CINCINNATI FINL CORP 6.92% 5/15/28 Moody: A3 S&P: BBB+ | 172062AF8 | 19,659 05 | 125.003 | 18,750 45 | 908 63- | 1,038 00 | 5 54 |
| 20,000 000 | MORGAN STANLEY 7.25% 4/01/32 Moody: A3 S&P: BBB+ | 617446HD4 | 25,880 72 | 135.492 | 27,098 40 | 1,217 68 | 1,450 00 | 5 35 |
| 17,000 000 | CONCAST CORP 4.25% 1/15/33 Moody: A3 S&P: BBB+ | 20030NBH3 | 16,857 37 | 104 067 | 17,691 39 | 834 02 | 722 50 | 4 08 |
| 39,000,000 | GOLDMAN SACHS GRP 8.125% 2/15/33 Moody: A3 S&P: BBB+ | 38141OCU6 | 40,809 41 | 120 863 | 47,136 57 | 6,327 16 | 333 15 | 5 07 |
| 36,000 000 | ANHEUSER-BUSCH INBEV 4.7% 2/01/36 Moody: A3 S&P: A- | 035242AM8 | 35,699 76 | 105 187 | 37,867 32 | 2,167 56 | 2,388 75 | 902 45 |
| 11,000 000 | HOME DEPOT INC 5.875% 12/16/36 Moody: A2 S&P: A | 437076AS1 | 14,159 30 | 126 336 | 13,896 96 | 262 34- | 1,692 00 | 4 47 |
| 11,000 000 | LOWES COMPANIES 7.11% 5/15/37 Moody: A3 S&P: A- | 54866NBJ7 | 14,073 94 | 134 772 | 14,825 03 | 751 09 | 646 25 | 4 65 |
| 20,000 000 | MIDAMERICAN ENERGY 6.5% 9/15/37 Moody: A3 S&P: A- | 59562VAR8 | 27,981 03 | 130 168 | 26,033 60 | 1,947 43- | 260 70 | 5 28 |
| 59,000 000 | GEN ELEC CAP CORP 5.875% 1/14/38 Moody: A1 S&P: AA- | 36962G3P7 | 54,823 84 | 125 853 | 74,253 27 | 15,429 63 | 1,300 00 | 4 99 |
| 10,000 000 | CONCAST CORP 6.4% 5/15/38 Moody: A3 S&P: A- | 20030NAX9 | 12,634 28 | 128 050 | 12,805 00 | 170 72 | 3,466 25 | 4 67 |
| 15,000 000 | JP MORGAN CHASE & CO 6.4% 5/15/38 Moody: A3 S&P: A- | 46625HHF0 | 20,060 01 | 129 578 | 19,436 70 | 623 31- | 1,607 68 | 5 00 |
| 15,000 000 | CONGOCOPHILLIPS 6.5% 2/01/39 Moody: BAA2 S&P: A- | 20825CAQ7 | 18,002 92 | 126 591 | 18,988 65 | 985 73 | 81 78 | 4 94 |
| 39,000 000 | SEMPRA ENERGY 6% 10/15/39 Moody: BAA1 S&P: BBB+ | 816851AP4 | 38,672 01 | 119 155 | 46,470 45 | 7,798 44 | 960 00 | 5 13 |
| 10,000 000 | SIMON PTY GROUP LP 6.75% 2/01/40 Moody: A2 S&P: A | 828807CE5 | 14,974 60 | 133 444 | 13,344 40 | 1,630 20- | 406 25 | 5 03 |
| 10,000 000 | 21ST CENTY FOX AMER 6.15% 2/15/41 Moody: BAA1 S&P: BBB+ | 90131HBQ7 | 11,582 16 | 118 277 | 11,827 70 | 245 54 | 494 00 | 5 06 |
| 15,000 000 | BANK OF AMERICA CORP 5.875% 2/07/42 Moody: BAA1 S&P: BBB+ | 06051GEN5 | 18,724 16 | 120 865 | 18,129 75 | 594 41- | 615 00 | 5 20 |
| 18,000 000 | BERKSHIRE HATHAWAY INC 4.5% 2/11/43 Moody: AA2 S&P: AA | 084670BK3 | 17,039 94 | 106 331 | 19,139 58 | 2,100 24 | 129 83 | 4 86 |
| 12,000 000 | TRAVELERS COS INC 4.6% 8/01/43 Moody: A2 S&P: A | 89417EAJ8 | 11,969 04 | 108 123 | 12,974 76 | 1,005 72 | 810 00 | 4 23 |
| 15,000 000 | CITIGROUP INC 6.675% 9/13/43 Moody: BAA3 S&P: BBB | 172967HA2 | 18,284 09 | 126 751 | 19,012 65 | 728 56 | 315 00 | 4 25 |
| | | | | | | | 230 00 | 5 27 |
| | | | | | | | 300 38 | |

000362 4/9



STATE STREET (4/8)



STATE STREET

THE FUND FOR NEW JERSEY

Account Holdings

As of December 31, 2016
Page 8 of 18

| Shares/Units/ Original Face | Description | Asset Identifier | Tax Cost | Current Price | Market Value | Unrealized Gain/Loss | Estimated Annual Income | Current Yield |
|--------------------------------|--|---------------------|-------------|------------------|-----------------|-------------------------|----------------------------|------------------|
| CORPORATE BONDS (Continued) | | | | | | | | |
| Custody Holdings (Continued) | | | | | | | | |
| 15,000,000 | BURLINGTON NORTH SANTA Moody: A3 S&P: A | 12189LASO | 16,880.25 | 112.062 | 16,809.30 | 70.95- | 735.00 | 4.37 |
| 10,000,000 | HETLIFE INC Moody: A3 S&P: A | 59156RBN7 | 9,429.80 | 95.896 | 9,589.50 | 159.70 | 183.75 | 4.22 |
| 20,000,000 | EXXON MOBIL CORP Moody: AAA S&P: AA+ | 30231GAN2 | 20,000.00 | 93.162 | 18,632.40 | 1,367.60- | 135.00 | 3.83 |
| 16,000,000 | MEDTRONIC INC Moody: A3 S&P: A | 585055BU9 | 18,911.36 | 108.142 | 17,302.72 | 1,608.64- | 227.89 | 4.28 |
| 13,000,000 | AMERN INTL GROUP Moody: BAA1 S&P: A- | 026874DF1 | 12,903.93 | 103.792 | 13,492.96 | 589.03 | 217.89 | 4.63 |
| 20,000,000 | INTEL CORP Moody: A1 S&P: A+ | 458140AT7 | 22,478.63 | 111.888 | 22,373.60 | 105.03- | 296.40 | 4.38 |
| 20,000,000 | ACE INA HLDGS Moody: A3 S&P: A | 00440EAW7 | 20,594.29 | 105.630 | 21,126.00 | 531.71 | 413.78 | 4.12 |
| 15,000,000 | TOLEDO HOSP/TH Moody: AA3 S&P: AA- | 889184AA5 | 15,080.46 | 109.174 | 16,376.10 | 1,295.64 | 140.17 | 4.56 |
| 20,000,000 | ENTERPRISE PRODS OPER Moody: BAA1 S&P: BBB+ | 29379VBU1 | 19,228.40 | 102.650 | 20,530.00 | 1,300.60 | 95.49 | 4.77 |
| 10,000,000 | APPLE INC Moody: AA1 S&P: AA+ | 037833CD0 | 9,804.80 | 95.814 | 9,381.40 | 223.40- | 125.22 | 4.02 |
| 10,000,000 | MICROSOFT CORP Moody: AAA S&P: AAA | 594918BT0 | 9,951.50 | 94.147 | 9,414.70 | 536.80- | 157.21 | 3.93 |
| 15,000,000 | PAC GAS & ELEC Moody: A3 S&P: BBB+ | 694308HR1 | 14,724.60 | 98.621 | 14,793.15 | 68.55 | 146.97 | 4.06 |
| 37,000,000 | VERIZON Moody: BAA1 S&P: BBB+ | 92343VCX0 | 35,580.31 | 95.891 | 35,479.67 | 100.64- | 50.00 | 4.72 |
| 10,000,000 | MICROSOFT CORP Moody: AAA S&P: AAA | 594918BE3 | 10,135.74 | 94.576 | 9,457.80 | 677.94- | 492.65 | 4.23 |
| 30,000,000 | 21ST CENTY FOX AHER Moody: BAA1 S&P: BBB+ | 90131HAN5 | 35,117.01 | 103.834 | 32,950.20 | 2,166.81- | 154.44 | 6.26 |
| 23,000,000 | NORFOLK SOUTHN CORP Moody: BAA1 S&P: BBB+ | 655844AV0 | 23,191.59 | 116.927 | 26,893.21 | 3,701.62 | 425.50 | 5.13 |
| 15,000,000 | WESLEYAN UNIV Moody: AA3 S&P: AA | 95101VAA7 | 15,000.00 | 94.867 | 14,230.05 | 769.95- | 406.33 | 5.04 |
| 18,000,000 | NY & PRESBYTERIAN Moody: AA3 S&P: N/A | 649322AE4 | 17,998.92 | 94.547 | 17,018.46 | 980.46- | 420.33 | 5.04 |
| 32,000,000 | CATERPILLAR FIN MTN Moody: A3 S&P: A | 14912L4E8 | 35,833.55 | 110.714 | 35,428.48 | 405.07- | 435.81 | 6.46 |
| | | | | | | | 2,288.00 | 6.46 |
| | | | | | | | 864.36 | |

STATEMENTD (5/8)



STATE STREET

THE FUND FOR NEW JERSEY

Account Holdings

As of December 31, 2016
Page 9 of 18

| Shares/Units/ Original Face | Description | Asset Identifier | Tax Cost | Current Price | Market Value | Unrealized Gain/Loss | Estimated Annual Income/ Accrued Income | Current Yield |
|------------------------------------|---|---------------------|-------------|------------------|-----------------|-------------------------|---|------------------|
| CORPORATE BONDS (Continued) | | | | | | | | |
| Custody Holdings (Continued) | | | | | | | | |
| 40,000 000 | AMERN HONDA FIN MTN Moody: A1 S&P: A+ | 02665WBE0 | 39,939.96 | 98.223 | 39,289.20 | 650.76 | 480.00 | 1.22 |
| 45,000 000 | BK NY MELLON MTN Moody: A1 S&P: A | 06406HBP3 | 48,776.92 | 106.841 | 48,078.45 | 698.47 | 2,070.00 | 4.30 |
| 30,000 000 | AMERN EXPRESS CR MTN Moody: A2 S&P: A- | 0258MQDT3 | 30,024.06 | 99.944 | 29,983.20 | 40.86 | 954.50 | 2.38 |
| 40,000 000 | BK OF AMER CORP MTN Moody: BAA3 S&P: BBB | 06051GFL8 | 39,606.80 | 101.211 | 40,484.40 | 677.60 | 1,700.00 | 4.20 |
| 10,000 000 | WELLS FARGO & CO MTN Moody: A3 S&P: A- | 94974BGJ8 | 9,984.15 | 101.486 | 10,148.60 | 164.45 | 325.83 | 4.68 |
| 2,000 000 | WACHOVIA CORP (STEPUP) Moody: A3 S&P: A- | 337358BH7 | 2,061.93 | 124.307 | 2,486.14 | 424.21 | 30.35 | 6.09 |
| 22,000 000 | TORONTO-DOMINION BK Moody: A2 S&P: A- | 891160MJ9 | 21,961.50 | 97.683 | 21,490.26 | 471.24 | 797.50 | 3.71 |
| 20,000 000 | NATL RURAL UTIL COOP Moody: A3 S&P: BBB+ | 637432MT9 | 20,000.00 | 100.547 | 20,109.40 | 109.40 | 234.82 | 4.72 |
| 15,000 000 | GEN ELEC CO Moody: A3 S&P: A | 369604BQ5 | 13,372.06 | 103.770 | 15,565.50 | 2,193.44 | 160.97 | 4.82 |
| 17,688 129 | DELTA AIR 2011-1 Moody: A1 S&P: A | 24736WAA8 | 17,674.76 | 105.500 | 18,660.98 | 986.22 | 33.33 | 5.02 |
| 41,068.190 | AMER AIRLN 14-1 B Moody: N/A S&P: BBB | 02376XAA7 | 73,414.10 | 99.750 | 40,965.52 | 32,448.58 | 1,796.73 | 4.39 |
| 33,937 130 | CONTL 2012-1-A Moody: A3 S&P: A- | 210795PZ7 | 33,937.13 | 102.750 | 34,870.40 | 933.27 | 449.18 | 4.04 |
| 9,582 890 | DELTA AIR LINES Moody: A1 S&P: A+ | 24736YAA4 | 9,582.89 | 103.000 | 9,870.38 | 287.49 | 1,408.39 | 3.76 |
| 11,082 610 | SBAP 2007-20H-1 Moody: N/A S&P: N/A | 83162CRE5 | 12,052.94 | 110.000 | 12,190.87 | 137.93 | 155.76 | 5.25 |
| 30,478 700 | CVS PASS-THRU TR Moody: BAA1 S&P: BBB+ | 126650BQ2 | 34,876.34 | 117.289 | 35,748.16 | 871.82 | 266.91 | 5.92 |
| 13,731 820 | UNP RR CO 2006 06-1 Moody: AA2 S&P: AA | 90783WAA1 | 15,954.98 | 112.105 | 15,394.06 | 560.92 | 2,116.14 | 5.23 |
| 52,712 570 | SBAP 2014-20C 1 Moody: N/A S&P: N/A | 83162CWD1 | 52,712.57 | 102.312 | 53,931.28 | 1,218.71 | 0.00 | 3.14 |
| TOTAL CORPORATE BONDS | | | | | | \$541.52 | \$109,910.33 | |
| | | | | | | | \$30,655.45 | |



OC33P2 5/9



STATE STREET.

THE FUND FOR NEW JERSEY

Account Holdings

As of December 31, 2016
Page 10 of 18

| Shares/Units/ Original Face | Description | Asset Identifier | Tax Cost | Current Price | Market Value | Unrealized Gain/Loss | Estimated Annual Income/ Accrued Income | Current Yield |
|--------------------------------|------------------------------------|---------------------|-------------|------------------|-----------------|-------------------------|---|------------------|
| TOTAL OTHER FIXED INCOME | | | | | | | | |
| FOREIGN ASSETS | | | | | | | | |
| GOVERNMENT AND AGENCY ISSUES | | | | | | | | |
| Custody Holdings | | | | | | | | |
| 21,000 000 | QUEBEC PROVINCE OF | 74815HCJ9 | \$21,000 00 | 126 934 | \$26,656 14 | \$5,656 14 | \$1,531 95 | 5 75% |
| | Moody: N/A S&P: A+ | | | | | | 0 00 | |
| | TOTAL GOVERNMENT AND AGENCY ISSUES | | \$21,000 00 | | \$26,656.14 | \$5,656.14 | \$1,531.95 | |
| | | | | | | | \$0 00 | |
| CORPORATE OBLIGATIONS | | | | | | | | |
| Custody Holdings | | | | | | | | |
| 16,000 000 | BP CAP MKT PLC | 05565QDH8 | \$16,000 00 | 101 608 | \$16,257 28 | \$257 28 | \$595 68 | 3 66% |
| | Moody: A2 S&P: A- | | | | | | 54 60 | |
| 23,000 000 | BK OF MONTREAL | 06367THQ6 | 22,977 92 | 98 690 | 22,698 70 | 279 22 | 345 00 | 1 52 |
| | Moody: AA3 S&P: A+ | | | | | | 156 21 | |
| 20,000 000 | RABOBANK NEDERLAND | 21685WCJ4 | 23,881 09 | 116 388 | 23,277 60 | 603 49 | 1,050 00 | 4 51 |
| | Moody: AA2 S&P: A+ | | | | | | 107 92 | |
| 16 000 000 | RABOBANK NEDLND UTRC | 21685WDD6 | 16,233 37 | 105 581 | 16 892 96 | 659 59 | 620 00 | 3 67 |
| | Moody: AA2 S&P: A+ | | | | | | 246 28 | |
| 32,000 000 | DEUTSCHE TELEKOM INTL | 25156PAD5 | 41,540 34 | 154 255 | 49,361 60 | 7 821 26 | 2,960 00 | 6 00 |
| | Moody: BAA1 S&P: BBB+ | | | | | | 246 67 | |



STATE STREET


THE FUND FOR NEW JERSEY

Account Holdings

As of December 31, 2016
Page 11 of 18

| Shares/Units/ Original Face | Description | Asset Identifier | Tax Cost | Current Price | Market Value | Unrealized Gain/Loss | Annual Income | Current Yield |
|-----------------------------------|-----------------------|---------------------|--------------|------------------|-----------------|-------------------------|---------------|------------------|
| FOREIGN ASSETS (Continued) | | | | | | | | |
| CORPORATE OBLIGATIONS (Continued) | | | | | | | | |
| Custody Holdings (Continued) | | | | | | | | |
| 25,000 | ERICSSON LH | 294829AA4 | 24,896.25 | 100.355 | 25,068.75 | 192.50 | 1,031.25 | 4.11 |
| | Moody: BAA3 S&P BBB | | | | | | 131.77 | |
| 23,000,000 | INGERSOLL RAND CO | 456866AM4 | 24,447.87 | 118.888 | 27,344.24 | 2,896.37 | 1,481.89 | 5.42 |
| | Moody: BAA2 S&P: BBB | | | | | | 189.35 | |
| 37,000,000 | ROGERS COMMUNICATIONS | 775109AW1 | 35,874.33 | 99.351 | 36,759.87 | 885.54 | 1,110.00 | 3.02 |
| | Moody: BAA1 S&P: BBB+ | | | | | | 326.83 | |
| 15,000,000 | ROYAL BK OF CDA | 78012KKU0 | 14,983.20 | 100.245 | 15,036.75 | 53.55 | 375.00 | 2.49 |
| | Moody: AA3 S&P: AA- | | | | | | 168.75 | |
| 15,000,000 | SHELL INTL FIN | 822582AX0 | 15,264.11 | 102.618 | 15,392.70 | 128.59 | 510.00 | 3.31 |
| | Moody: AA2 S&P: A | | | | | | 196.92 | |
| 15,000,000 | SHELL INTL FIN | 822582BA9 | 15,176.62 | 100.669 | 15,100.35 | 76.27 | 300.00 | 1.99 |
| | Moody: AA2 S&P: A | | | | | | 38.33 | |
| 16,000,000 | STATOIL ASA | 85771PAE2 | 15,731.68 | 99.808 | 15,969.28 | 237.60 | 680.00 | 4.26 |
| | Moody: AA3 S&P: A+ | | | | | | 71.78 | |
| 30,000,000 | TORONTO-DOMINION BK | 89114QAM0 | 30,649.85 | 101.533 | 30,459.90 | 189.95 | 787.50 | 2.58 |
| | Moody: AA1 S&P: AA- | | | | | | 242.81 | |
| 30,000,000 | VODAFONE GROUP PLC | 92857WAP5 | 31,910.48 | 100.575 | 30,172.50 | 1,737.96 | 1,687.50 | 5.59 |
| | Moody: BAA1 S&P: BBB+ | | | | | | 581.25 | |
| 34,000,000 | WESTPAC BKG CORP | 961214AH6 | 35,605.62 | 103.520 | 35,196.80 | 408.82 | 1,572.50 | 4.47 |
| | Moody: A2 S&P: A- | | | | | | 131.04 | |
| TOTAL CORPORATE OBLIGATIONS | | | \$365,172.73 | | \$375,009.28 | \$9,836.55 | \$15,106.32 | |
| TOTAL FOREIGN ASSETS | | | \$386,172.73 | | \$401,565.42 | \$15,492.69 | \$16,638.27 | |
| | | | | | | | \$2,890.51 | |

300382 6/5



Fund for New Jersey
EIN # 22-1895028
December 31, 2016

| | <u>Cost</u> | <u>FMV</u> |
|---------------------------------------|-----------------------------|-----------------------------|
| PIMCO Investment Grade Corp Bond Inst | \$ 6,408,427 | \$ 6,048,361 |
| LSV Value Equity Fund | 6,415,594 | 11,041,017 |
| Vanguard - FTSE All World ex-US Adm | 2,549,767 | 2,580,121 |
| Vanguard - 500 Index Fund Adm | 6,116,780 | 10,696,231 |
| | <u> </u> | <u> </u> |
| Total Mutual Funds - at FMV | <u><u>\$21,490,568</u></u> | <u><u>\$30,365,730</u></u> |