

Part II Balance Sheets		Attached schedules and amounts in the description column should be for end-of-year amounts only (See instructions)			Beginning of year	End of year	
		(a) Book Value	(b) Book Value	(c) Fair Market Value			
Assets	1	Cash—non-interest-bearing	1,326,218	1,080,216	1,080,216		
	2	Savings and temporary cash investments					
	3	Accounts receivable ▶ <u>601,399</u>					
		Less allowance for doubtful accounts ▶ <u>35,324</u>	747,940	566,075	566,075		
	4	Pledges receivable ▶ _____					
		Less allowance for doubtful accounts ▶ _____					
	5	Grants receivable					
	6	Receivables due from officers, directors, trustees, and other disqualified persons (attach schedule) (see instructions)					
	7	Other notes and loans receivable (attach schedule) ▶ _____					
		Less allowance for doubtful accounts ▶ _____					
	8	Inventories for sale or use					
	9	Prepaid expenses and deferred charges	452,275	480,625	480,625		
	10a	Investments—U S and state government obligations (attach schedule)					
	b	Investments—corporate stock (attach schedule)	36,368,155	36,047,279	36,047,279		
	c	Investments—corporate bonds (attach schedule)					
	Liabilities	11	Investments—land, buildings, and equipment basis ▶ _____				
		Less accumulated depreciation (attach schedule) ▶ _____					
12		Investments—mortgage loans					
13		Investments—other (attach schedule)					
14		Land, buildings, and equipment basis ▶ <u>21,641,801</u>					
		Less accumulated depreciation (attach schedule) ▶ <u>9,761,992</u>	10,778,309	11,879,809	17,100,000		
15		Other assets (describe ▶ _____)		3,767,498	3,767,498		
16		Total assets (to be completed by all filers—see the instructions Also, see page 1, item I)	49,672,897	53,821,502	59,041,693		
17		Accounts payable and accrued expenses	841,864	2,034,238			
18		Grants payable					
Net Assets or Fund Balances	19	Deferred revenue					
	20	Loans from officers, directors, trustees, and other disqualified persons					
	21	Mortgages and other notes payable (attach schedule)	4,790,000	8,788,637			
	22	Other liabilities (describe ▶ _____)					
	23	Total liabilities (add lines 17 through 22)	5,631,864	10,822,875			
		Foundations that follow SFAS 117, check here ▶ <input checked="" type="checkbox"/> and complete lines 24 through 26 and lines 30 and 31.					
	24	Unrestricted	44,041,033	42,998,627			
25	Temporarily restricted						
26	Permanently restricted						
	Foundations that do not follow SFAS 117, check here ▶ <input type="checkbox"/> and complete lines 27 through 31.						
27	Capital stock, trust principal, or current funds						
28	Paid-in or capital surplus, or land, bldg , and equipment fund						
29	Retained earnings, accumulated income, endowment, or other funds						
30	Total net assets or fund balances (see instructions)	44,041,033	42,998,627				
31	Total liabilities and net assets/fund balances (see instructions) .	49,672,897	53,821,502				

Part III Analysis of Changes in Net Assets or Fund Balances

1	Total net assets or fund balances at beginning of year—Part II, column (a), line 30 (must agree with end-of-year figure reported on prior year's return)	1	44,041,033
2	Enter amount from Part I, line 27a	2	-2,685,721
3	Other increases not included in line 2 (itemize) ▶ _____	3	1,663,315
4	Add lines 1, 2, and 3	4	43,018,627
5	Decreases not included in line 2 (itemize) ▶ _____	5	
6	Total net assets or fund balances at end of year (line 4 minus line 5)—Part II, column (b), line 30 .	6	43,018,627

Part IV Capital Gains and Losses for Tax on Investment Income

(a) List and describe the kind(s) of property sold (e g , real estate, 2-story brick warehouse, or common stock, 200 shs MLC Co)	(b) How acquired P—Purchase D—Donation	(c) Date acquired (mo , day, yr)	(d) Date sold (mo , day, yr)
1a See Additional Data Table			
b			
c			
d			
e			

(e) Gross sales price	(f) Depreciation allowed (or allowable)	(g) Cost or other basis plus expense of sale	(h) Gain or (loss) (e) plus (f) minus (g)
a See Additional Data Table			
b			
c			
d			
e			

Complete only for assets showing gain in column (h) and owned by the foundation on 12/31/69			(l) Gains (Col (h) gain minus col (k), but not less than -0-) or Losses (from col (h))
(i) F M V as of 12/31/69	(j) Adjusted basis as of 12/31/69	(k) Excess of col (i) over col (j), if any	
a See Additional Data Table			
b			
c			
d			
e			

2 Capital gain net income or (net capital loss) { If gain, also enter in Part I, line 7 If (loss), enter -0- in Part I, line 7 }	2	-200,515
3 Net short-term capital gain or (loss) as defined in sections 1222(5) and (6) If gain, also enter in Part I, line 8, column (c) (see instructions) If (loss), enter -0- in Part I, line 8 { }	3	23,104

Part V Qualification Under Section 4940(e) for Reduced Tax on Net Investment Income

(For optional use by domestic private foundations subject to the section 4940(a) tax on net investment income)

If section 4940(d)(2) applies, leave this part blank

Was the foundation liable for the section 4942 tax on the distributable amount of any year in the base period? ☐ Yes ☐ No

If "Yes," the foundation does not qualify under section 4940(e) Do not complete this part

1 Enter the appropriate amount in each column for each year, see instructions before making any entries

(a) Base period years Calendar year (or tax year beginning in)	(b) Adjusted qualifying distributions	(c) Net value of noncharitable-use assets	(d) Distribution ratio (col (b) divided by col (c))
2015			
2014			
2013			
2012			
2011			

2 Total of line 1, column (d) { }	2	
3 Average distribution ratio for the 5-year base period—divide the total on line 2 by 5, or by the number of years the foundation has been in existence if less than 5 years { }	3	
4 Enter the net value of noncharitable-use assets for 2016 from Part X, line 5 { }	4	
5 Multiply line 4 by line 3 { }	5	0
6 Enter 1% of net investment income (1% of Part I, line 27b) { }	6	
7 Add lines 5 and 6 { }	7	0
8 Enter qualifying distributions from Part XII, line 4 { }	8	

If line 8 is equal to or greater than line 7, check the box in Part VI, line 1b, and complete that part using a 1% tax rate See the Part VI instructions

Part VI Excise Tax Based on Investment Income (Section 4940(a), 4940(b), 4940(e), or 4948—see instructions)

1a	Exempt operating foundations described in section 4940(d)(2), check here <input checked="" type="checkbox"/> and enter "N/A" on line 1 Date of ruling or determination letter <u>1974-01-14</u> (attach copy of letter if necessary—see instructions)	1	N/A		
b	Domestic foundations that meet the section 4940(e) requirements in Part V, check here <input type="checkbox"/> and enter 1% of Part I, line 27b				
c	All other domestic foundations enter 2% of line 27b. Exempt foreign organizations enter 4% of Part I, line 12, col (b)	2			
2	Tax under section 511 (domestic section 4947(a)(1) trusts and taxable foundations only. Others enter -0-)				
3	Add lines 1 and 2.	3			
4	Subtitle A (income) tax (domestic section 4947(a)(1) trusts and taxable foundations only. Others enter -0-)	4			
5	Tax based on investment income. Subtract line 4 from line 3. If zero or less, enter -0-	5	0		
6	Credits/Payments	7			
a	2016 estimated tax payments and 2015 overpayment credited to 2016			6a	
b	Exempt foreign organizations—tax withheld at source			6b	
c	Tax paid with application for extension of time to file (Form 8868)			6c	
d	Backup withholding erroneously withheld			6d	
7	Total credits and payments. Add lines 6a through 6d.	7			
8	Enter any penalty for underpayment of estimated tax. Check here <input type="checkbox"/> if Form 2220 is attached	8			
9	Tax due. If the total of lines 5 and 8 is more than line 7, enter amount owed ▶	9			
10	Overpayment. If line 7 is more than the total of lines 5 and 8, enter the amount overpaid ▶	10			
11	Enter the amount of line 10 to be Credited to 2017 estimated tax ▶ Refunded ▶	11			

Part VII-A Statements Regarding Activities

		Yes	No
1a	During the tax year, did the foundation attempt to influence any national, state, or local legislation or did it participate or intervene in any political campaign?	1a	No
b	Did it spend more than \$100 during the year (either directly or indirectly) for political purposes (see Instructions for definition)? <i>If the answer is "Yes" to 1a or 1b, attach a detailed description of the activities and copies of any materials published or distributed by the foundation in connection with the activities</i>	1b	No
c	Did the foundation file Form 1120-POL for this year?	1c	No
d	Enter the amount (if any) of tax on political expenditures (section 4955) imposed during the year (1) On the foundation ▶ \$ _____ (2) On foundation managers ▶ \$ _____		
e	Enter the reimbursement (if any) paid by the foundation during the year for political expenditure tax imposed on foundation managers ▶ \$ _____		
2	Has the foundation engaged in any activities that have not previously been reported to the IRS? <i>If "Yes," attach a detailed description of the activities</i>	2	No
3	Has the foundation made any changes, not previously reported to the IRS, in its governing instrument, articles of incorporation, or bylaws, or other similar instruments? <i>If "Yes," attach a conformed copy of the changes</i>	3	No
4a	Did the foundation have unrelated business gross income of \$1,000 or more during the year?	4a	Yes
b	If "Yes," has it filed a tax return on Form 990-T for this year?	4b	Yes
5	Was there a liquidation, termination, dissolution, or substantial contraction during the year? <i>If "Yes," attach the statement required by General Instruction T</i>	5	No
6	Are the requirements of section 508(e) (relating to sections 4941 through 4945) satisfied either • By language in the governing instrument, or • By state legislation that effectively amends the governing instrument so that no mandatory directions that conflict with the state law remain in the governing instrument?	6	No
7	Did the foundation have at least \$5,000 in assets at any time during the year? <i>If "Yes," complete Part II, col (c), and Part XV</i>	7	Yes
8a	Enter the states to which the foundation reports or with which it is registered (see instructions) ▶ NJ _____		
b	If the answer is "Yes" to line 7, has the foundation furnished a copy of Form 990-PF to the Attorney General (or designate) of each state as required by General Instruction G? <i>If "No," attach explanation</i> .	8b	Yes
9	Is the foundation claiming status as a private operating foundation within the meaning of section 4942(j)(3) or 4942(j)(5) for calendar year 2016 or the taxable year beginning in 2016 (see instructions for Part XIV)? <i>If "Yes," complete Part XIV</i>	9	Yes
10	Did any persons become substantial contributors during the tax year? <i>If "Yes," attach a schedule listing their names and addresses</i>	10	No

Part VII-A Statements Regarding Activities (continued)

11	At any time during the year, did the foundation, directly or indirectly, own a controlled entity within the meaning of section 512(b)(13)? If "Yes," attach schedule (see instructions).	11		No
12	Did the foundation make a distribution to a donor advised fund over which the foundation or a disqualified person had advisory privileges? If "Yes," attach statement (see instructions).	12		No
13	Did the foundation comply with the public inspection requirements for its annual returns and exemption application? Website address NHAVERONJOB-HAINES ORG	13	Yes	
14	The books are in care of NOREEN HAVERON Telephone no (973) 743-0792			

Located at **250 BLOOMFIELD AVENUE Bloomfield NJ**ZIP+4 **07003**

15	Section 4947(a)(1) nonexempt charitable trusts filing Form 990-PF in lieu of Form 1041 —Check here <input type="checkbox"/> and enter the amount of tax-exempt interest received or accrued during the year 15			
16	At any time during calendar year 2016, did the foundation have an interest in or a signature or other authority over a bank, securities, or other financial account in a foreign country? See instructions for exceptions and filing requirements for FinCEN Form 114, Report of Foreign Bank and Financial Accounts (FBAR). If "Yes," enter the name of the foreign country ▶	16	Yes	No

Part VII-B Statements Regarding Activities for Which Form 4720 May Be Required**File Form 4720 if any item is checked in the "Yes" column, unless an exception applies.**

		Yes	No
1a	During the year did the foundation (either directly or indirectly)		
	(1) Engage in the sale or exchange, or leasing of property with a disqualified person? <input type="checkbox"/> Yes <input checked="" type="checkbox"/> No		
	(2) Borrow money from, lend money to, or otherwise extend credit to (or accept it from) a disqualified person? <input type="checkbox"/> Yes <input checked="" type="checkbox"/> No		
	(3) Furnish goods, services, or facilities to (or accept them from) a disqualified person? <input type="checkbox"/> Yes <input checked="" type="checkbox"/> No		
	(4) Pay compensation to, or pay or reimburse the expenses of, a disqualified person? <input type="checkbox"/> Yes <input checked="" type="checkbox"/> No		
	(5) Transfer any income or assets to a disqualified person (or make any of either available for the benefit or use of a disqualified person)? <input type="checkbox"/> Yes <input checked="" type="checkbox"/> No		
	(6) Agree to pay money or property to a government official? (Exception. Check "No" if the foundation agreed to make a grant to or to employ the official for a period after termination of government service, if terminating within 90 days). <input type="checkbox"/> Yes <input checked="" type="checkbox"/> No		
b	If any answer is "Yes" to 1a(1)–(6), did any of the acts fail to qualify under the exceptions described in Regulations section 53.4941(d)-3 or in a current notice regarding disaster assistance (see instructions)? <input type="checkbox"/> 1b		
c	Did the foundation engage in a prior year in any of the acts described in 1a, other than excepted acts, that were not corrected before the first day of the tax year beginning in 2016? <input type="checkbox"/> 1c		No
2	Taxes on failure to distribute income (section 4942) (does not apply for years the foundation was a private operating foundation defined in section 4942(j)(3) or 4942(j)(5))		
a	At the end of tax year 2016, did the foundation have any undistributed income (lines 6d and 6e, Part XIII) for tax year(s) beginning before 2016? <input type="checkbox"/> Yes <input checked="" type="checkbox"/> No If "Yes," list the years ▶ 20____, 20____, 20____, 20____		
b	Are there any years listed in 2a for which the foundation is not applying the provisions of section 4942(a)(2) (relating to incorrect valuation of assets) to the year's undistributed income? (If applying section 4942(a)(2) to all years listed, answer "No" and attach statement—see instructions). <input type="checkbox"/> 2b		
c	If the provisions of section 4942(a)(2) are being applied to any of the years listed in 2a, list the years here ▶ 20____, 20____, 20____, 20____		
3a	Did the foundation hold more than a 2% direct or indirect interest in any business enterprise at any time during the year? <input type="checkbox"/> Yes <input checked="" type="checkbox"/> No		
b	If "Yes," did it have excess business holdings in 2016 as a result of (1) any purchase by the foundation or disqualified persons after May 26, 1969, (2) the lapse of the 5-year period (or longer period approved by the Commissioner under section 4943(c)(7)) to dispose of holdings acquired by gift or bequest, or (3) the lapse of the 10-, 15-, or 20-year first phase holding period? (Use Schedule C, Form 4720, to determine if the foundation had excess business holdings in 2016). <input type="checkbox"/> Yes <input checked="" type="checkbox"/> No 3b		
4a	Did the foundation invest during the year any amount in a manner that would jeopardize its charitable purposes? 4a		No
b	Did the foundation make any investment in a prior year (but after December 31, 1969) that could jeopardize its charitable purpose that had not been removed from jeopardy before the first day of the tax year beginning in 2016? 4b		No

Part VII-B Statements Regarding Activities for Which Form 4720 May Be Required (Continued)

5a During the year did the foundation pay or incur any amount to (1) Carry on propaganda, or otherwise attempt to influence legislation (section 4945(e))? <input type="checkbox"/> Yes <input checked="" type="checkbox"/> No (2) Influence the outcome of any specific public election (see section 4955), or to carry on, directly or indirectly, any voter registration drive? <input type="checkbox"/> Yes <input checked="" type="checkbox"/> No (3) Provide a grant to an individual for travel, study, or other similar purposes? <input type="checkbox"/> Yes <input checked="" type="checkbox"/> No (4) Provide a grant to an organization other than a charitable, etc., organization described in section 4945(d)(4)(A)? (see instructions). <input type="checkbox"/> Yes <input checked="" type="checkbox"/> No (5) Provide for any purpose other than religious, charitable, scientific, literary, or educational purposes, or for the prevention of cruelty to children or animals? <input type="checkbox"/> Yes <input checked="" type="checkbox"/> No b If any answer is "Yes" to 5a(1)–(5), did any of the transactions fail to qualify under the exceptions described in Regulations section 53.4945 or in a current notice regarding disaster assistance (see instructions)? <input type="checkbox"/> Yes <input checked="" type="checkbox"/> No Organizations relying on a current notice regarding disaster assistance check here. <input type="checkbox"/> Yes <input checked="" type="checkbox"/> No c If the answer is "Yes" to question 5a(4), does the foundation claim exemption from the tax because it maintained expenditure responsibility for the grant? <input type="checkbox"/> Yes <input checked="" type="checkbox"/> No If "Yes," attach the statement required by Regulations section 53.4945–5(d)	5b		
6a Did the foundation, during the year, receive any funds, directly or indirectly, to pay premiums on a personal benefit contract? <input type="checkbox"/> Yes <input checked="" type="checkbox"/> No b Did the foundation, during the year, pay premiums, directly or indirectly, on a personal benefit contract? <input type="checkbox"/> Yes <input checked="" type="checkbox"/> No If "Yes" to 6b, file Form 8870	6b		No
7a At any time during the tax year, was the foundation a party to a prohibited tax shelter transaction? <input type="checkbox"/> Yes <input checked="" type="checkbox"/> No b If yes, did the foundation receive any proceeds or have any net income attributable to the transaction? <input type="checkbox"/> Yes <input checked="" type="checkbox"/> No	7b		

Part VIII Information About Officers, Directors, Trustees, Foundation Managers, Highly Paid Employees, and Contractors**1 List all officers, directors, trustees, foundation managers and their compensation (see instructions).**






(a) Name and address	Title, and average hours per week (b) devoted to position	(c) Compensation (If not paid, enter -0-)	(d) Contributions to employee benefit plans and deferred compensation	Expense account, (e) other allowances
See Additional Data Table				

2 Compensation of five highest-paid employees (other than those included on line 1—see instructions). If none, enter "NONE."

(a) Name and address of each employee paid more than \$50,000	Title, and average hours per week (b) devoted to position	(c) Compensation	Contributions to employee benefit plans and deferred compensation (d)	Expense account, (e) other allowances
EVELYNE LEMMY 250 BLOOMFIELD AVENUE Bloomfield, NJ 07003	DIRECTOR OF NURSING 40 00	152,296	11,918	0
DAVID REPOLI 250 BLOOMFIELD AVENUE Bloomfield, NJ 07003	FACILITY ADMINISTRAT 40 00	138,654	10,461	0
DEVON GROCE 250 BLOOMFIELD AVENUE Bloomfield, NJ 07003	ADON 40 00	136,359	10,272	0
EVELYN LEKUNGE 250 BLOOMFIELD AVENUE Bloomfield, NJ 07003	REGISTERED NURSE 40 00	101,369	7,381	0
ELIZABETH POWER 250 BLOOMFIELD AVENUE Bloomfield, NJ 07003	NURSE RN 40 00	99,975	7,266	0

Total number of other employees paid over \$50,000.	▶	31
---	---	----

Part VIII Information About Officers, Directors, Trustees, Foundation Managers, Highly Paid Employees, and Contractors (continued)
3 Five highest-paid independent contractors for professional services (see instructions). If none, enter "NONE".

(a) Name and address of each person paid more than \$50,000	(b) Type of service	(c) Compensation
HORIZON BLUE CROSS BLUE SHEILD  PO BOX 10130 Newark, NJ 07101	INSURANCE	935,540
SYNERTX  7540 NORTH 19TH AVENUE Phoenix, AZ 85021	THERAPIES	403,950
Novetix Corporation  353 Pacific Avenue Jersey City, NJ 07005	Computer IT	161,707
SUELLEN SPILLANE INTERIORS  29 EHRET AVENUE Harrington Park, NJ 07640	DESIGN CONSULTANT	113,951
POSEN ARCHITECTS  25 COLUMBIA STREET West Orange, NJ 07052	ARCHITECTS	128,620
Total number of others receiving over \$50,000 for professional services. ▶		4

Part IX-A Summary of Direct Charitable Activities

List the foundation's four largest direct charitable activities during the tax year. Include relevant statistical information such as the number of organizations and other beneficiaries served, conferences convened, research papers produced, etc.

	Expenses
1 THE FOUNDATION PROVIDES HEALTH AND RESIDENT CARE FOR THE ELDERLY	11,549,798
2 _____	

3 _____	

4 _____	

Part IX-B Summary of Program-Related Investments (see instructions)

Describe the two largest program-related investments made by the foundation during the tax year on lines 1 and 2	Amount
1 _____	

2 _____	

All other program-related investments See instructions	
3 _____	

Total. Add lines 1 through 3 ▶	

Part X Minimum Investment Return (All domestic foundations must complete this part. Foreign foundations, see instructions.)

1	Fair market value of assets not used (or held for use) directly in carrying out charitable, etc., purposes		
a	Average monthly fair market value of securities.	1a	41,263,483
b	Average of monthly cash balances.	1b	529,271
c	Fair market value of all other assets (see instructions).	1c	0
d	Total (add lines 1a, b, and c).	1d	41,792,754
e	Reduction claimed for blockage or other factors reported on lines 1a and 1c (attach detailed explanation).	1e	
2	Acquisition indebtedness applicable to line 1 assets.	2	0
3	Subtract line 2 from line 1d.	3	41,792,754
4	Cash deemed held for charitable activities. Enter 1 1/2% of line 3 (for greater amount, see instructions).	4	529,271
5	Net value of noncharitable-use assets. Subtract line 4 from line 3. Enter here and on Part V, line 4.	5	41,263,483
6	Minimum investment return. Enter 5% of line 5.	6	2,063,174

Part XI Distributable Amount (see instructions) (Section 4942(j)(3) and (j)(5) private operating foundations and certain foreign organizations check here ☒ and do not complete this part.)

1	Minimum investment return from Part X, line 6.	1	
2a	Tax on investment income for 2016 from Part VI, line 5.	2a	
b	Income tax for 2016 (This does not include the tax from Part VI).	2b	
c	Add lines 2a and 2b.	2c	
3	Distributable amount before adjustments. Subtract line 2c from line 1.	3	
4	Recoveries of amounts treated as qualifying distributions.	4	
5	Add lines 3 and 4.	5	
6	Deduction from distributable amount (see instructions).	6	
7	Distributable amount as adjusted. Subtract line 6 from line 5. Enter here and on Part XIII, line 1.	7	

Part XII Qualifying Distributions (see instructions)

1	Amounts paid (including administrative expenses) to accomplish charitable, etc., purposes		
a	Expenses, contributions, gifts, etc.—total from Part I, column (d), line 26.	1a	10,708,717
b	Program-related investments—total from Part IX-B.	1b	
2	Amounts paid to acquire assets used (or held for use) directly in carrying out charitable, etc., purposes.	2	1,867,084
3	Amounts set aside for specific charitable projects that satisfy the		
a	Suitability test (prior IRS approval required).	3a	
b	Cash distribution test (attach the required schedule).	3b	
4	Qualifying distributions. Add lines 1a through 3b. Enter here and on Part V, line 8, and Part XIII, line 4.	4	12,575,801
5	Foundations that qualify under section 4940(e) for the reduced rate of tax on net investment income. Enter 1% of Part I, line 27b (see instructions).	5	
6	Adjusted qualifying distributions. Subtract line 5 from line 4.	6	12,575,801

Note: The amount on line 6 will be used in Part V, column (b), in subsequent years when calculating whether the foundation qualifies for the section 4940(e) reduction of tax in those years.

Part XIII Undistributed Income (see instructions)

	(a) Corpus	(b) Years prior to 2015	(c) 2015	(d) 2016
1 Distributable amount for 2016 from Part XI, line 7				
2 Undistributed income, if any, as of the end of 2016				
a Enter amount for 2015 only.				
b Total for prior years 20____, 20____, 20____				
3 Excess distributions carryover, if any, to 2016				
a From 2011.				
b From 2012.				
c From 2013.				
d From 2014.				
e From 2015.				
f Total of lines 3a through e.				
4 Qualifying distributions for 2016 from Part XII, line 4 ▶ \$ <u>12,575,801</u>				
a Applied to 2015, but not more than line 2a				
b Applied to undistributed income of prior years (Election required—see instructions).				
c Treated as distributions out of corpus (Election required—see instructions).				
d Applied to 2016 distributable amount.				
e Remaining amount distributed out of corpus	12,575,801			
5 Excess distributions carryover applied to 2016 (If an amount appears in column (d), the same amount must be shown in column (a))				
6 Enter the net total of each column as indicated below:	12,575,801			
a Corpus Add lines 3f, 4c, and 4e Subtract line 5				
b Prior years' undistributed income Subtract line 4b from line 2b				
c Enter the amount of prior years' undistributed income for which a notice of deficiency has been issued, or on which the section 4942(a) tax has been previously assessed.				
d Subtract line 6c from line 6b Taxable amount—see instructions				
e Undistributed income for 2015 Subtract line 4a from line 2a Taxable amount—see instructions				
f Undistributed income for 2016 Subtract lines 4d and 5 from line 1 This amount must be distributed in 2017				
7 Amounts treated as distributions out of corpus to satisfy requirements imposed by section 170(b)(1)(F) or 4942(g)(3) (Election may be required - see instructions).				
8 Excess distributions carryover from 2011 not applied on line 5 or line 7 (see instructions).				
9 Excess distributions carryover to 2017. Subtract lines 7 and 8 from line 6a	12,575,801			
10 Analysis of line 9				
a Excess from 2012.				
b Excess from 2013.				
c Excess from 2014.				
d Excess from 2015.				
e Excess from 2016.	12,575,801			

Part XIV Private Operating Foundations (see instructions and Part VII-A, question 9)

1a If the foundation has received a ruling or determination letter that it is a private operating foundation, and the ruling is effective for 2016, enter the date of the ruling. 1974-01-14

b Check box to indicate whether the organization is a private operating foundation described in section ☒ 4942(j)(3) or ☐ 4942(j)(5)

	Tax year	Prior 3 years			(e) Total
	(a) 2016	(b) 2015	(c) 2014	(d) 2013	
2a Enter the lesser of the adjusted net income from Part I or the minimum investment return from Part X for each year listed	746,191	773,201	783,725	725,737	3,028,854
b 85% of line 2a	634,262	657,221	666,166	616,876	2,574,525
c Qualifying distributions from Part XII, line 4 for each year listed	14,416,799	11,352,504	10,492,615	9,663,067	45,924,985
d Amounts included in line 2c not used directly for active conduct of exempt activities					
e Qualifying distributions made directly for active conduct of exempt activities. Subtract line 2d from line 2c	14,416,799	11,352,504	10,492,615	9,663,067	45,924,985
3 Complete 3a, b, or c for the alternative test relied upon					
a "Assets" alternative test—enter					
(1) Value of all assets					
(2) Value of assets qualifying under section 4942(j)(3)(B)(i)					
b "Endowment" alternative test— enter 2/3 of minimum investment return shown in Part X, line 6 for each year listed.	1,075,449	1,281,199	1,449,607	1,302,145	5,108,400
c "Support" alternative test—enter					
(1) Total support other than gross investment income (interest, dividends, rents, payments on securities loans (section 512(a)(5)), or royalties)					
(2) Support from general public and 5 or more exempt organizations as provided in section 4942(j)(3)(B)(iii).					
(3) Largest amount of support from an exempt organization					
(4) Gross investment income					

Part XV Supplementary Information (Complete this part only if the organization had \$5,000 or more in assets at any time during the year—see instructions.)

1 Information Regarding Foundation Managers:

a List any managers of the foundation who have contributed more than 2% of the total contributions received by the foundation before the close of any tax year (but only if they have contributed more than \$5,000) (See section 507(d)(2))
NONE

b List any managers of the foundation who own 10% or more of the stock of a corporation (or an equally large portion of the ownership of a partnership or other entity) of which the foundation has a 10% or greater interest
NONE

2 Information Regarding Contribution, Grant, Gift, Loan, Scholarship, etc., Programs:

Check here ☒ if the foundation only makes contributions to preselected charitable organizations and does not accept unsolicited requests for funds. If the foundation makes gifts, grants, etc. (see instructions) to individuals or organizations under other conditions, complete items 2a, b, c, and d

a The name, address, and telephone number or email address of the person to whom applications should be addressed

b The form in which applications should be submitted and information and materials they should include

c Any submission deadlines

d Any restrictions or limitations on awards, such as by geographical areas, charitable fields, kinds of institutions, or other factors

Part XV **Supplementary Information** (continued)**3 Grants and Contributions Paid During the Year or Approved for Future Payment**

Recipient	If recipient is an individual, show any relationship to any foundation manager or substantial contributor	Foundation status of recipient	Purpose of grant or contribution	Amount
Name and address (home or business)				
a <i>Paid during the year</i>				
Total			▶ 3a	0
b <i>Approved for future payment</i>				
Total			▶ 3b	0

Enter gross amounts unless otherwise indicated

Enter gross amounts unless otherwise indicated		Unrelated business income		Excluded by section 512, 513, or 514		(e) Related or exempt function income (See instructions)
		(a) Business code	(b) Amount	(c) Exclusion code	(d) Amount	
1	Program service revenue					
a	_____					
b	_____					
c	_____					
d	_____					
e	_____					
f	_____					
g	Fees and contracts from government agencies					
2	Membership dues and assessments. . . .					
3	Interest on savings and temporary cash investments					
4	Dividends and interest from securities. . . .			03		
5	Net rental income or (loss) from real estate					
a	Debt-financed property.					
b	Not debt-financed property.					
6	Net rental income or (loss) from personal property					
7	Other investment income.					
8	Gain or (loss) from sales of assets other than inventory					
9	Net income or (loss) from special events					
10	Gross profit or (loss) from sales of inventory					
11	Other revenue a _____					
b	_____					
c	_____					
d	_____					
e	_____					
12	Subtotal Add columns (b), (d), and (e). .					
13	Total. Add line 12, columns (b), (d), and (e). (See worksheet in line 13 instructions to verify calculations)					

Part XVI-B Relationship of Activities to the Accomplishment of Exempt Purposes

[illegible]

Part XVII

- | | Yes | No |
|-------|-----|----|
| 1a(1) | | No |
| 1a(2) | | No |
| 1b(1) | | No |
| 1b(2) | | No |
| 1b(3) | | No |
| 1b(4) | | No |
| 1b(5) | | No |
| 1b(6) | | No |
| 1c | | No |

[illegible]

- 2a** Is the foundation directly or indirectly affiliated with, or related to, one or more tax-exempt organizations described in section 501(c) of the Code (other than section 501(c)(3)) or in section 527? ☐ Yes ☒ No

- b** If "Yes," complete the following schedule

(a) Name of organization	(b) Type of organization	(c) Description of relationship

Sign Here ▶ which preparer has any knowledge

*****	2017-07-26	*****
Signature of officer or trustee	Date	Title







May the IRS discuss this return with the preparer shown below (see instr)? ☐ Yes ☒ No

Paid Preparer Use Only	GEORGE M LINDORFF		2017-12-13	
	Firm's name ► GEORGE M LINDORFF LLC			Firm's EIN ► 47-5482774
	Firm's address ► 63 RIDGEROAD Lyndhurst, NJ 07071			Phone no (551) 655-4454

(a) List and describe the kind(s) of property sold (e g , real estate, 2-story brick warehouse, or common stock, 200 shs MLC Co)	(b) How acquired P—Purchase D—Donation	(c) Date acquired (mo , day, yr)	(d) Date sold (mo , day, yr)
FUNDS AND EQUITIES	P	2015-12-01	2016-11-30
FUNDS AND EQUITIES	P	2012-08-15	2016-03-15
STATE STREET REAL ASSET FUND	P	2012-09-15	2016-12-15
STATE STREET REAL ASSET FUND	P	2016-01-01	2016-11-30
INVESCO CORE	P	2016-06-15	2016-12-15
NB CROSS ROADS	P	2016-10-15	2016-12-31
NB CROSS ROADS	P	2016-09-15	2016-12-15

(e) Gross sales price	(f) Depreciation allowed (or allowable)	(g) Cost or other basis plus expense of sale	(h) Gain or (loss) (e) plus (f) minus (g)
2,600,000		2,576,896	23,104
5,393,504		5,510,959	-117,455
		166,156	-166,156
19,626			19,626
		9,336	-9,336
		35,250	-35,250
84,952			84,952

[illegible]

Form 990PF Part VIII Line 1 - List all officers, directors, trustees, foundation managers and their compensation				
(a) Name and address	Title, and average hours per week (b) devoted to position	(c) Compensation (If not paid, enter -0-)	(d) Contributions to employee benefit plans and deferred compensation	Expense account, (e) other allowances
NOREEN HAVERON 	EXECUTIVE DIRECTOR PRESIDENT 40 00	207,495	16,146	5,000
250 BLOOMFIELD AVENUE Bloomfield, NJ 07003				
JOHN REDMOND 	CHAIR 2 00	0	0	0
250 BLOOMFIELD AVENUE Bloomfield, NJ 07003				
LAWRENCE REILLY 	VICE-CHAIR 3 00	0	0	0
250 BLOOMFIELD AVENUE Bloomfield, NJ 07003				
BARBARA HURLEY 	SECRETARY 3 00	0	0	0
250 BLOOMFIELD AVENUE Bloomfield, NJ 07003				
H BARTLETT BROWN 	TREASURER 3 00	0	0	0
250 BLOOMFIELD AVENUE Bloomfield, NJ 07003				
GERALD FASANELLA 	ASSISTANT TREASURER 3 00	0	0	0
250 BLOOMFIELD AVENUE Bloomfield, NJ 07003				
JACK BRENNERS	TRUSTEE 3 00	0	0	0
250 BLOOMFIELD AVENUE Bloomfield, NJ 07003				
JOY CHESNICK	TRUSTEE 2 00	0	0	0
250 BLOOMFIELD AVENUE Bloomfield, NJ 07003				
SUSAN CLAPP	TRUSTEE 2 00	0	0	0
250 BLOOMFIELD AVENUE Bloomfield, NJ 07003				
BYRON DE VRIES	TRUSTEE 2 00	0	0	0
250 BLOOMFIELD AVENUE Bloomfield, NJ 07003				
PEGGY DUNIGAN	TRUSTEE 2 00	0	0	0
250 BLOOMFIELD AVENUE Bloomfield, NJ 07003				
ROBERT HICCOCK	TRUSTEE 2 00	0	0	0
250 BLOOMFIELD AVENUE Bloomfield, NJ 07003				
JOSE L LINARES	TRUSTEE 2 00	0	0	0
250 BLOOMFIELD AVENUE Bloomfield, NJ 07003				
GERARD MAGRINI	TRUSTEE 2 00	0	0	0
250 BLOOMFIELD AVENUE Bloomfield, NJ 07003				
GEMMA SULLIVAN	TRUSTEE 2 00	0	0	0
250 BLOOMFIELD AVENUE Bloomfield, NJ 07003				

Form 990PF Part VIII Line 1 - List all officers, directors, trustees, foundation managers and their compensation

(a) Name and address	Title, and average hours per week (b) devoted to position	(c) Compensation (If not paid, enter -0-)	(d) Contributions to employee benefit plans and deferred compensation	Expense account, (e) other allowances
NOAH S YOUNG 250 BLOOMFIELD AVENUE Bloomfield, NJ 07003	TRUSTEE 2 00	0	0	0

TY 2016 Accounting Fees Schedule**Name:** JOB HAINES HOME FOR AGED PEOPLE**EIN:** 22-0972180

Category	Amount	Net Investment Income	Adjusted Net Income	Disbursements for Charitable Purposes
ACCOUNTING FEES	69,375	0	0	69,375
AUDIT FEES	22,750	0	0	22,750

TY 2016 Compensation Explanation**Name:** JOB HAINES HOME FOR AGED PEOPLE**EIN:** 22-0972180

Person Name	Explanation
NOREEN HAVERON	BOARD APPROVED COMPENSATION
JOHN REDMOND	NO COMPENSATION
LAWRENCE REILLY	NO COMPENSATION
BARBARA HURLEY	NO COMPENSATION
H BARTLETT BROWN	NO COMPENSATION
GERALD FASANELLA	NO COMPENSATION

TY 2016 Contractor Compensation Explanation**Name:** JOB HAINES HOME FOR AGED PEOPLE**EIN:** 22-0972180

Contractor	Explanation
HORIZON BLUE CROSS BLUE SHEILD	MEDICAL INSURANCE
SYNERTX	PHYSICAL THERAPY,OCCUPATIONAL THERAPY,SPEECH THERAPY
Novetix Corporation	Computer Engineering
SUELLEN SPILLANE INTERIORS	Interior Design
POSEN ARCHITECTS	Project Planning

Note: To capture the full content of this document, please select landscape mode (11" x 8.5") when printing.

TY 2016 Depreciation Schedule

Name: JOB HAINES HOME FOR AGED PEOPLE

EIN: 22-0972180

Description of Property	Date Acquired	Cost or Other Basis	Prior Years' Depreciation	Computation Method	Rate / Life (# of years)	Current Year's Depreciation Expense	Net Investment Income	Adjusted Net Income	Cost of Goods Sold Not Included
58 1710 TRANSPORTATION	2006-01-01	54,084	40,146	SL	13	4,160	0	0	
89 VAN 2007 1710	2007-09-28	22,557	22,557	SL	7	0	0	0	
1610 BUILDGINGS	1999-07-01	6,640,834	2,739,346	SL	40	166,021	0	0	
2 Additions 1610	1999-07-01	22,535	9,010	SL	40	563	0	0	
3 Additrons1610	2001-07-01	23,603	8,555	SL	40	590	0	0	
4 additions 1610	2002-08-31	12,304	4,158	SL	40	308	0	0	
5 improvements 1610	2003-06-30	6,690	2,088	SL	40	167	0	0	
14 al blgs 1630	1999-12-31	1,697,848	679,139	SL	40	42,446	0	0	
15 AL BDG 1630	2000-12-31	1,264,613	505,848	SL	40	31,615	0	0	
16 BLGD 1630	2001-12-31	750,457	272,040	SL	40	18,761	0	0	
17 NU BLDG 1510	1999-07-01	3,659,803	1,509,667	SL	40	91,495	0	0	
18 ADDITIONS NU 1510	2001-06-30	5,800	2,030	SL	40	145	0	0	
19 ELECTRICAL NU 1510	2002-08-30	8,078	7,276	SL	15	539	0	0	
24 MAIN HOUSE 1410	1982-03-31	343,200	343,200	SL	25	0	0	0	
25 MAIN HS 1410	2001-06-30	360,345	130,625	SL	40	0	0	0	
26 MAIN HS 1410	2002-06-30	30,010	10,130	SL	40	10,877	0	0	
27 1410 MAIN HS	2003-06-30	30,740	9,606	SL	40	768	0	0	
29 1510 NU ELECTRICAL	2003-06-30	5,091	4,242	SL	15	339	0	0	
39 1410 MAIN HS SIDEWALKS	2005-06-30	25,510	10,970	SL	25	1,020	0	0	
41 PLUMBING 1410	2005-06-30	6,130	3,935	SL	15	2,195	0	0	

Description of Property	Date Acquired	Cost or Other Basis	Prior Years' Depreciation	Computation Method	Rate / Life (# of years)	Current Year's Depreciation Expense	Net Investment Income	Adjusted Net Income	Cost of Goods Sold Not Included
56 FIRE DOORS 1620	2005-06-30	7,265	7,265	SL	10	0	0	0	
63 ROOF 1610	2006-06-30	8,000	3,040	SL	25	320	0	0	
64 DOOR SECURITY 1610	2006-06-30	1,025	976	SL	10	49	0	0	
65 AC UNITS 1610	2006-06-30	7,019	6,669	SL	10	350	0	0	
78 ELECTRICAL MH 1410	2006-06-30	5,646	1,880	SL	30	3,764	0	0	
79 FIRE RESTORATION 1410	2006-06-30	18,558	0	SL	25	0	0	0	
88 BUILGING IMP MH 1410	2007-06-30	5,650	4,803	SL	10	847	0	0	
92 ROOF 1610 AL	2007-12-31	16,625	9,976	SL	10	1,662	0	0	
114 1620 computer	2012-06-30	1,263	1,263	SL	3	0	0	0	
116 1610 ROOF AND DRAINS	2008-06-30	58,650	29,333	SL	15	3,910	0	0	
117 FRONT DOORS 1610	2008-04-30	8,455	6,343	SL	10	845	0	0	
118 ELECTRIC AL 1610	2008-11-30	1,500	750	SL	15	100	0	0	
119 CARPETING 1610	2008-12-31	1,000	1,000	SL	7	0	0	0	
120 ELECTRIC 1510 NU	2008-08-15	7,902	3,705	SL	15	283	0	0	
121 AC NU 1510	2008-04-20	5,050	3,788	SL	10	505	0	0	
122 ALMARK DOORS 1510 NU	2008-04-30	8,455	6,341	SL	10	845	0	0	
129 ROOF 1520	2008-10-31	6,800	5,100	SL	10	680	0	0	
130 FOUNTAIN 1630 NU	2008-12-31	4,112	4,112	SL	7	0	0	0	
131 SUB ACCUTE 1812	2008-12-31	141,473	58,196	SL	15	9,601	0	0	
132 ROOF 1610 AL	2008-01-01	41,000	20,506	SL	15	2,733	0	0	

Description of Property	Date Acquired	Cost or Other Basis	Prior Years' Depreciation	Computation Method	Rate / Life (# of years)	Current Year's Depreciation Expense	Net Investment Income	Adjusted Net Income	Cost of Goods Sold Not Included
133 HVAC 1620 AL	2008-06-30	1,575	1,183	SL	10	157	0	0	
135 ROOF 1620	2008-10-31	14,000	10,500	SL	10	1,400	0	0	
142 ROOF 1610	2009-06-30	8,655	8,036	SL	7	619	0	0	
192 BRICKS DRAINS 1410	2011-12-31	11,300	3,190	SL	15	753	0	0	
207 1620 WALL REPAIR	2012-06-30	1,500	749	SL	7	214	0	0	
212 ROOF 1410	2013-06-30	3,054	203	SL	15	204	0	0	
7 1620 FURNITURE	1999-12-31	96,000	96,000	SL	10	0	0	0	
8 1620 TELEPHONE	1999-12-31	36,524	36,524	SL	5	0	0	0	
20 KITCHEN 1520	1999-07-01	80,000	80,000	SL	15	0	0	0	
32 CARPETING 1620	2004-06-30	4,361	4,361	SL	10	0	0	0	
69 CARPETING 1520	2006-04-20	55,608	55,608	SL	7	0	0	0	
71 FURNITURE 1620	2006-03-31	7,393	7,393	SL	7	0	0	0	
86 CURTAINS 1520	2006-06-30	10,443	10,443	SL	15	0	0	0	
94 SIGN 1610	2007-07-31	6,380	5,422	SL	10	638	0	0	
95 ELECTRIC DOORS 1610	2007-06-03	1,300	1,300	SL	10	0	0	0	
115 1420 DRAPERY	2008-04-30	10,538	7,905	SL	10	1,054	0	0	
134 FURNITURE LOBBY 1620	2008-06-30	15,586	11,680	SL	10	1,559	0	0	
136 CARPETING 1620	2008-06-30	13,819	10,363	SL	10	1,382	0	0	
146 DIRECT SUPPLY 1620	2009-06-30	8,632	8,017	SL	7	615	0	0	
147 1520 OFFICE FURNITURE	2009-06-30	3,293	3,293	SL	5	0	0	0	

Description of Property	Date Acquired	Cost or Other Basis	Prior Years' Depreciation	Computation Method	Rate / Life (# of years)	Current Year's Depreciation Expense	Net Investment Income	Adjusted Net Income	Cost of Goods Sold Not Included
151 1620 ESSEX CARPETING	2009-06-30	80,398	75,090	SL	7	5,308	0	0	
152 FURNITURE 1520	2009-06-30	19,319	19,319	SL	7	0	0	0	
156 SUB ACUTE 1816	2009-11-01	111,441	111,441	SL	5	0	0	0	
157 1816 EQUIPMENT	2009-11-01	39,162	34,517	SL	7	4,645	0	0	
158 CURTAINS 1816	2009-11-01	6,994	6,994	SL	3	0	0	0	
166 1520 OFFICE FURNITURE	2009-11-01	5,330	4,697	SL	7	633	0	0	
169 1888 CARPETING	2010-06-30	4,891	4,891	SL	5	0	0	0	
173 FIRNITURE 1520	2010-06-30	36,917	29,855	SL	7	5,274	0	0	
176 MATTRESSES 1520	2010-06-30	6,362	6,362	SL	5	0	0	0	
217 KITCHEN EQUIPMENT 1520	2013-06-30	19,467	9,734	SL	5	3,893	0	0	
218 RESTORATION 1520	2013-06-30	6,607	1,624	SL	7	943	0	0	
223 TABLES CHAIRS 1620	2013-06-30	3,604	901	SL	10	360	0	0	
34 COURT YARD IMP 1604	2004-06-30	106,616	81,739	SL	15	7,108	0	0	
59 NURSING IMP 1510	2005-12-31	27,561	21,130	SL	15	1,837	0	0	
60 COURT YARD 1604	2005-06-30	4,104	2,598	SL	15	274	0	0	
96 WALL AND SHRUBBS 1610	2007-11-30	5,536	4,709	SL	10	554	0	0	
105 KITCHEN TILE 1520	2006-03-31	7,393	7,393	SL	7	0	0	0	
106 hvac 1520	1999-06-30	60,000	60,000	SL	7	0	0	0	
108 PAINTING 1620	2007-06-30	2,220	2,220	SL	5	0	0	0	
109 PAINTING 1620	2007-06-30	7,000	7,000	SL	7	0	0	0	

Description of Property	Date Acquired	Cost or Other Basis	Prior Years' Depreciation	Computation Method	Rate / Life (# of years)	Current Year's Depreciation Expense	Net Investment Income	Adjusted Net Income	Cost of Goods Sold Not Included
113 WALL 1410	2007-06-30	2,900	1,641	SL	15	1,259	0	0	
FLOORING 1610	2009-06-30	23,732	21,176	SL	7	1,593	0	0	
148 OHARA ELECTRIC 1620	2009-06-30	1,360	590	SL	15	91	0	0	
154 SUB ACCUTE 1812	2009-11-01	570,983	234,862	SL	15	38,066	0	0	
155 SUB ACCUTE 1812	2009-11-01	2,533	2,533	SL	5	0	0	0	
178 DEVITA 1510	2010-06-30	74,734	27,839	SL	15	4,982	0	0	
179 DEVITA CONST 1510	2011-06-30	32,154	11,024	SL	10	3,522	0	0	
187 FRONT DESK 1885	2011-06-30	32,593	14,666	SL	10	3,259	0	0	
189 FRONT DESK 1885	2011-01-31	32,592	11,407	SL	10	3,259	0	0	
197 PAINTING 1620	2011-06-30	4,300	4,300	SL	3	0	0	0	
213 CARPET 1420	2013-06-30	3,564	891	SL	10	356	0	0	
221 1610 COOLING TOWER	2013-06-30	17,822	3,670	SL	10	1,782	0	0	
229 1886 DRAPERY AND FURN	2013-06-30	13,090	3,272	SL	10	1,309	0	0	
230 WINDOWS 1887	2013-06-30	19,780	4,239	SL	7	2,826	0	0	
61 WEBSITE DEVELOP 1850	2006-01-01	16,200	16,200	SL	7	0	0	0	
62 1850 WEBSITE DEVELOP	2006-12-31	13,690	13,690	SL	7	0	0	0	
2281883 COMPUTER PROGRAMS	2013-06-30	32,258	16,128	SL	5	6,452	0	0	
167 1810 LICENSES BEDS	2009-01-11	92,573	0	NDA	30	0	0	0	
28 KITCHEN 1620	1999-07-01	120,000	120,000	SL	15	0	0	0	
33 SECURITY SYS 1620	2004-06-30	20,834	20,834	SL	10	0	0	0	

Description of Property	Date Acquired	Cost or Other Basis	Prior Years' Depreciation	Computation Method	Rate / Life (# of years)	Current Year's Depreciation Expense	Net Investment Income	Adjusted Net Income	Cost of Goods Sold Not Included
36 DOORS AND SECURITY 1520	2005-01-01	27,674	27,674	SL	10	0	0	0	
53 HEALTH EQUIP 1620	2005-06-30	12,827	12,827	SL	10	0	0	0	
70 AC UNITS 1620	2006-06-30	8,326	8,326	SL	10	0	0	0	
72 AMAC PENDENT SYS 1620	2006-06-30	48,214	48,214	SL	07	0	0	0	
73 POWER TOOLS 1620	2006-06-30	3,548	3,548	SL	10	0	0	0	
74 STEAMER 1620	2006-06-30	3,806	3,806	SL	10	0	0	0	
139 carpet 1620	2007-06-30	14,358	14,358	SL	7	0	0	0	
140 1610 medical records	2009-06-30	8,470	4,316	SL	15	565	0	0	
143 frezzer equip 1610	2009-06-30	5,244	4,547	SL	7	697	0	0	
149 1520 copier and security	2009-06-30	33,642	31,750	SL	7	1,892	0	0	
150 ac and equip 1620	2009-06-30	7,425	7,425	SL	5	0	0	0	
153 freezer 1510	2009-06-30	8,227	7,640	SL	7	587	0	0	
159 equip rehab 1817	2009-11-01	13,502	13,502	SL	3	0	0	0	
160 equip 1817	2009-11-01	49,129	49,129	SL	5	0	0	0	
161 equip 1817	2009-11-01	31,210	29,292	SL	7	1,918	0	0	
163 equip chairs 1520	2009-06-30	4,363	4,363	SL	5	0	0	0	
165 files 1520	2009-06-30	2,240	1,456	SL	10	224	0	0	
168 boiler mh 1410	2010-06-30	55,402	20,316	SL	15	3,693	0	0	
1620 carpeting 1620	2010-06-30	46,581	37,326	SL	7	6,792	0	0	
180 1520 beds carpeting	2011-06-30	60,829	39,026	SL	7	14,410	0	0	

Description of Property	Date Acquired	Cost or Other Basis	Prior Years' Depreciation	Computation Method	Rate / Life (# of years)	Current Year's Depreciation Expense	Net Investment Income	Adjusted Net Income	Cost of Goods Sold Not Included
181 carpet 1620	2011-06-30	2,227	1,431	SL	7	318	0	0	
182 roof and appliances 1620	2011-06-30	7,999	7,200	SL	5	799	0	0	
183 1620 ac units	2011-06-30	7,445	4,788	SL	7	1,064	0	0	
184 plates 1620	2011-06-30	3,235	3,235	SL	3	0	0	0	
185 1620 security	2011-06-30	1,399	1,399	SL	3	0	0	0	
186 1620 beauty shop	2011-06-30	1,752	1,752	SL	3	0	0	0	
76 carpeting 1620	2006-06-30	20,351	20,351	SL	7	0	0	0	
77 sheveling 1420	2006-06-30	1,399	1,399	SL	10	0	0	0	
82 euipment 1520	2006-06-30	1,234	1,234	SL	10	0	0	0	
84 hot water mix 1520	2006-06-30	3,400	3,400	SL	10	0	0	0	
85 steamer 1520	2006-06-30	3,806	3,301	SL	10	381	0	0	
90 steamer 1610	2007-01-31	1,013	859	SL	10	101	0	0	
91 air conditioning 1610	2007-02-28	11,395	11,395	SL	7	0	0	0	
110 dishwasher 1620	2007-06-30	3,442	3,442	SL	10	0	0	0	
111 1620 fire cabinet	2007-06-30	1,150	1,150	SL	7	0	0	0	
112 1620 carpet ac sgn	2007-06-30	16,168	16,168	SL	7	0	0	0	
123 mccarthy beds 1520	2008-05-31	30,046	22,537	SL	10	3,005	0	0	
125 1520 medical supplies	2008-06-30	11,385	11,385	SL	7	0	0	0	
126 medical equip 1520	2008-08-31	1,154	865	SL	10	115	0	0	
137bnkitchen equip 1620	2008-10-31	3,467	3,467	SL	7	0	0	0	

Description of Property	Date Acquired	Cost or Other Basis	Prior Years' Depreciation	Computation Method	Rate / Life (# of years)	Current Year's Depreciation Expense	Net Investment Income	Adjusted Net Income	Cost of Goods Sold Not Included
188 computer systems 1882	2011-06-30	88,429	79,587	SL	5	8,842	0	0	
190 cameras 1520	2011-12-31	20,456	11,690	SL	7	2,922	0	0	
191 1520 locks	2011-12-31	5,902	3,372	SL	7	843	0	0	
193 3m nonitonng 1620	2011-12-31	22,377	11,242	SL	7	2,810	0	0	
194 day electrnc 1620	2011-12-31	7,200	4,116	SL	7	1,029	0	0	
195 essex locks 1620	2011-12-31	3,101	1,772	SL	7	443	0	0	
196 1620 roof top ac	2011-06-30	14,020	9,091	SL	7	1,966	0	0	
198 1610 vanous small equip	2011-10-27	1,519	976	SL	7	217	0	0	
199 steamer convection 1520	2012-01-10	12,918	6,458	SL	7	1,845	0	0	
200 shredder 1520	2012-01-31	752	525	SL	5	150	0	0	
201 kern sys 1520	2012-01-31	3,590	2,513	SL	5	718	0	0	
202 1620 heating sys	2012-03-31	24,958	17,471	SL	5	4,992	0	0	
203 1620 carpet	2012-06-30	9,937	6,956	SL	5	1,987	0	0	
204 telephone 1520	2012-06-30	14,484	10,139	SL	5	2,897	0	0	
205 1062 secuntty	2012-06-30	12,065	6,548	SL	5	2,413	0	0	
206 carner roof top 1520	2012-06-30	25,988	12,997	SL	7	3,713	0	0	
208 ice machine 1520	2012-06-30	1,586	1,110	SL	5	317	0	0	
209 TELE KERRI SECURITY	2012-06-30	38,298	33,968	SL	5	4,330	0	0	
214 ac units 1510	2013-06-30	6,478	2,313	SL	7	925	0	0	
216 washers 1520	2013-06-30	1,226	307	SL	10	123	0	0	

Description of Property	Date Acquired	Cost or Other Basis	Prior Years' Depreciation	Computation Method	Rate / Life (# of years)	Current Year's Depreciation Expense	Net Investment Income	Adjusted Net Income	Cost of Goods Sold Not Included
219 ac compressors 1520	2013-06-30	3,784	1,675	SL	7	541	0	0	
220 1620 small equipment hvac	2013-06-30	16,994	10,636	SL	5	3,399	0	0	
222 door security 1620	2013-06-30	16,012	5,717	SL	7	2,287	0	0	
224 1620 small hvac equip	2013-06-30	13,172	4,705	SL	7	1,882	0	0	
225 tables 1620	2013-06-30	2,433	2,028	SL	3	405	0	0	
226 computer server 1882	2013-06-20	25,191	12,039	SL	5	5,038	0	0	
227 coolong tower 1884	2013-06-30	20,891	7,460	SL	7	2,984	0	0	
250 oboyle landscaping 1410	2014-06-30	3,113	445	SL	7	445	0	0	
251 thowe roofing 1410	2014-06-30	22,538	1,126	SL	20	1,127	0	0	
252 carpet 1420	2014-06-30	1,465	219	SL	10	146	0	0	
253 day of olde 1420	2014-06-30	1,150	173	SL	10	115	0	0	
254 adnatic roof 1510	2014-06-30	9,979	748	SL	20	499	0	0	
255 1510 howeroofing sidewalk	2014-06-30	8,500	638	SL	20	425	0	0	
256 oboyle landscaping 1510	2014-06-30	9,576	2,052	SL	7	1,368	0	0	
257 main acess 1510	2014-06-30	1,196	256	SL	5	239	0	0	
258 hvac equipment 1520	2014-06-30	9,872	1,481	SL	10	987	0	0	
259 hotwater heaters 1520	2014-06-30	4,150	623	SL	10	415	0	0	
260 carpet 1520	2014-06-30	1,150	246	SL	7	164	0	0	
261 electncal 1520	2014-06-30	985	147	SL	10	98	0	0	
262 wheelchairs 1520	2014-06-30	2,002	300	SL	10	200	0	0	

Description of Property	Date Acquired	Cost or Other Basis	Prior Years' Depreciation	Computation Method	Rate / Life (# of years)	Current Year's Depreciation Expense	Net Investment Income	Adjusted Net Income	Cost of Goods Sold Not Included
263 cleaning 1520	2014-06-30	999	300	SL	5	200	0	0	
264 equipment 1520	2014-06-30	5,180	1,554	SL	5	1,036	0	0	
265 equipment tools 1520	2014-06-30	1,687	506	SL	5	337	0	0	
266 restoration roof 1610	2014-06-30	9,979	748	SL	20	499	0	0	
267 oboyle landscap 1610	2014-06-30	3,113	934	SL	5	623	0	0	
268 howe roof sidewalks 1610	2014-06-30	8,500	638	SL	20	425	0	0	
269 1510 security	2014-06-30	1,195	265	SL	5	239	0	0	
270 windows 1610	2014-06-30	9,000	900	SL	15	600	0	0	
271 flooring 1620	2014-06-30	6,765	1,449	SL	7	966	0	0	
272 chairs 1620	2014-06-30	3,000	643	SL	7	429	0	0	
273 painting 1620	2014-06-30	7,025	1,506	SL	7	1,004	0	0	
274 compressor 1620	2014-06-30	2,640	566	SL	7	377	0	0	
275 racks 1620	2014-06-30	1,777	381	SL	7	254	0	0	
276 cleaners 1620	2014-06-30	999	214	SL	7	143	0	0	
277 security systems 1620	2014-06-30	84,777	12,717	SL	10	8,478	0	0	
278 med cards 1620	2014-06-30	612	92	SL	10	61	0	0	
278 tools plumbing 1620	2014-06-30	2,954	443	SL	10	295	0	0	
280 equipment direct supply 1620	2014-06-30	1,245	267	SL	7	178	0	0	
281 dsw equipment 1620	2014-06-30	1,363	292	SL	7	195	0	0	
282 hd supply equipment 1620	2014-06-30	3,027	648	SL	7	432	0	0	

Description of Property	Date Acquired	Cost or Other Basis	Prior Years' Depreciation	Computation Method	Rate / Life (# of years)	Current Year's Depreciation Expense	Net Investment Income	Adjusted Net Income	Cost of Goods Sold Not Included
283 united ref ohara electrical 1620	2014-06-30	2,095	314	SL	10	209	0	0	
284 1620 ohara electrical	2014-12-31	2,499	250	SL	10	250	0	0	
285 abbott oreily 2nd flr 1887	2014-06-30	18,262	1,827	SL	15	1,217	0	0	
286 john gherardi2nd flr 1887	2014-06-30	95,729	9,573	SL	15	6,382	0	0	
290 sueellen spullane 3rd fr 1888	2014-09-30	65,217	4,891	SL	20	3,261	0	0	
1850 website	2012-04-30	7,500	4,500	SL	5	1,500	0	0	
painting wall paper 1812	2014-11-01	15,500	1,550	SL	15	1,033	0	0	
front desk 1885	2012-06-30	22,379	7,832	SL	10	2,238	0	0	
cooling tower 1884	2012-06-30	6,965	2,487	SL	7	995	0	0	
33 to 70 small eqwuip 1520	2012-06-30	31,220	15,610	SL	7	4,460	0	0	
248 1420 JOHN GHERARDI 2ND FLR	2015-06-30	4,450	223	SL	10	445	0	0	
291 1420 NATIONAL BUSN FURNITURE	2015-06-30	460	23	SL	10	46	0	0	
292 RESTORATION BATHROOM 1510	2015-06-30	13,125	436	SL	15	875	0	0	
292 1510 HOWROOFING SIDEWALK	2015-06-30	12,886	430	SL	15	859	0	0	
293 RESTORATION ROOF 1510	2015-06-30	22,845	571	SL	20	1,142	0	0	
294 OBOYLE WALL 1510	2015-06-30	975	98	SL	10	98	0	0	
295 1510 floorngg	2009-06-30	12,625	11,723	SL	7	902	0	0	
295 1520 BOILER PUMP	2015-06-30	2,060	147	SL	7	294	0	0	
295 1520 FURNITURE	2015-06-30	1,179	84	SL	7	168	0	0	
296 1520 CARPET	2015-06-30	2,283	163	SL	7	326	0	0	

Description of Property	Date Acquired	Cost or Other Basis	Prior Years' Depreciation	Computation Method	Rate / Life (# of years)	Current Year's Depreciation Expense	Net Investment Income	Adjusted Net Income	Cost of Goods Sold Not Included
296 1520 EQUIP MCKESSENHVACZEBLK	2015-06-30	17,870	1,787	SL	5	3,574	0	0	
297 1520 BOOT CAMP	2015-06-30	510	85	SL	3	170	0	0	
298 1610 ALARMSIDEWALK B LGD ROOF 2ND FLR	2015-06-30	59,336	1,483	SL	20	2,967	0	0	
299 1610 ALARM WL WATER PROOF STN WL	2015-06-30	12,478	1,248	SL	5	2,496	0	0	
301 1620 BATHROON 2NF DISH	2015-06-30	103,702	5,185	SL	10	10,370	0	0	
302 1620 CARPETING ALARM PUMP DRS	2015-06-30	50,402	3,600	SL	7	7,200	0	0	
306 1890 REHAB PROJECT	2016-12-31	1,611,565	0	NDA	40	0	0	0	
1882 cdw amex server	2015-06-30	7,296	0	SL	5	1,459	0	0	
1882 integrated systems	2015-01-01	2,630	525	SL	5	526	0	0	
1882 integrated systems	2015-01-01	23,562	3,366	SL	7	3,366	0	0	
1610 parking lot	2007-06-30	3,500	3,500	SL	7	0	0	0	
1520 NU DINNING RM	2015-06-30	40,713	2,033	SL	10	4,071	0	0	
1520 DAYS OF OLDE	2013-06-30	6,708	1,677	SL	10	671	0	0	
1520 MEDICAL EQUIP	2013-03-31	4,661	1,165	SL	10	466	0	0	
1520 WINDOW TREATMENT	2013-06-30	11,900	2,975	SL	7	1,700	0	0	
1520 NU BATHROOM SUELLEN SPILEAN	2015-06-30	31,242	1,565	SL	10	3,124	0	0	
1520 text spreads	2012-06-30	9,507	9,507	SL	3	0	0	0	
1620 copier and small equip	2005-06-30	38,178	38,178	SL	10	0	0	0	
1410 equip	2008-06-30	1,356	949	SL	10	407	0	0	
1510 equip	2010-06-30	5,292	2,645	SL	10	529	0	0	

Description of Property	Date Acquired	Cost or Other Basis	Prior Years' Depreciation	Computation Method	Rate / Life (# of years)	Current Year's Depreciation Expense	Net Investment Income	Adjusted Net Income	Cost of Goods Sold Not Included
1620 3m security	2012-06-30	39,635	39,635	SL	7	0	0	0	
1890 lighting and construction	2015-05-06	17,420	581	SL	15	1,161	0	0	
1889 main house non aia	2016-06-30	30,198	0	NDA	40	0	0	0	
1890600 rehab labor	2016-06-30	22,865	0	NDA	40	0	0	0	
1510 improvements	2016-06-30	9,050	0	SL	10	453	0	0	
1520 furniture	2016-06-30	16,246	0	SL	7	1,160	0	0	
1610 windows abbot oreilly	2016-06-30	30,863	0	SL	20	772	0	0	
1620 carpeting painting	2016-12-31	61,116	0	SL	7	0	0	0	
1620 flr scrubber	2016-12-31	7,085	0	SL	7	0	0	0	
1630 roofing	2016-06-30	7,250	0	SL	15	242	0	0	
1850 website	2016-06-30	9,925	0	SL	5	0	0	0	
1820 1st flr dining rm	2016-06-30	66,508	0	SL	15	2,217	0	0	
1821 1st flr cafe	2016-06-30	61,540	0	SL	25	1,230	0	0	
1882 computers	2016-06-30	24,043	0	SL	5	2,404	0	0	
1882 security cameras	2016-06-30	9,318	0	SL	10	466	0	0	
1884 cooling towers	2016-06-30	10,150	0	SL	15	0	0	0	
1620 hvac	2002-08-31	90,000	90,000	SL	10	0	0	0	
1620 small equip	2010-06-30	24,211	24,211	SL	5	0	0	0	
1620 comp copiers	2005-06-30	14,226	14,226	SL	5	0	0	0	
1620 comp	2006-06-30	5,448	5,448	SL	5	0	0	0	

Description of Property	Date Acquired	Cost or Other Basis	Prior Years' Depreciation	Computation Method	Rate / Life (# of years)	Current Year's Depreciation Expense	Net Investment Income	Adjusted Net Income	Cost of Goods Sold Not Included
1620 small equip	2003-06-30	58,543	58,543	SL	5	0	0	0	
1520 kitchen equipment	2008-06-30	2,270	2,270	SL	7	0	0	0	
1620 computers	2006-06-30	13,212	13,212	SL	5	0	0	0	

TY 2016 Employee Compensation Explanation**Name:** JOB HAINES HOME FOR AGED PEOPLE**EIN:** 22-0972180

Employee	Explanation
EVELYNE LEMMY	BOARD APPROVED
DAVID REPOLI	BOARD APPROVED
DEVON GROCE	BOARD APPROVED
EVELYN LEKUNGE	BORAD APPROVED
ELIZABETH POWER	BOARD APPROVED

TY 2016 Investments Corporate Stock Schedule

Name: JOB HAINES HOME FOR AGED PEOPLE

EIN: 22-0972180

Name of Stock	End of Year Book Value	End of Year Fair Market Value
CORPORATE EQUITIES BONDS	36,047,279	36,047,279

TY 2016 Legal Fees Schedule**Name:** JOB HAINES HOME FOR AGED PEOPLE**EIN:** 22-0972180

Category	Amount	Net Investment Income	Adjusted Net Income	Disbursements for Charitable Purposes
LEGAL FEES	19,991	0	0	19,991

TY 2016 Mortgages and Notes Payable Schedule**Name:** JOB HAINES HOME FOR AGED PEOPLE**EIN:** 22-0972180**Total Mortgage Amount:**

Item No.	1
Lender's Name	NJ EDA
Lender's Title	STATE OF N
Relationship to Insider	NONE
Original Amount of Loan	8,768,637
Balance Due	8,788,637
Date of Note	2016-12
Maturity Date	2046-12
Repayment Terms	ANNUAL PRINCIPA
Interest Rate	2.59
Security Provided by Borrower	CORPORATE ASSET
Purpose of Loan	FACILITY EXPANSION and repairs
Description of Lender Consideration	
Consideration FMV	0

TY 2016 Other Assets Schedule**Name:** JOB HAINES HOME FOR AGED PEOPLE**EIN:** 22-0972180**Other Assets Schedule**

Description	Beginning of Year - Book Value	End of Year - Book Value	End of Year - Fair Market Value
ASSETS WITH LIMITED USE	0	3,767,498	3,767,498

TY 2016 Other Expenses Schedule**Name:** JOB HAINES HOME FOR AGED PEOPLE**EIN:** 22-0972180**Other Expenses Schedule**

Description	Revenue and Expenses per Books	Net Investment Income	Adjusted Net Income	Disbursements for Charitable Purposes
ACTIVITY EXPENSE	23,748	0	0	23,748
AUTO AND TRAVEL	11,179	0	0	11,179
BAD DEBTS	21,801	0	0	21,801
BOOKS AND JOURNALS	970	0	0	970
CABLE SERVICES	15,416	0	0	15,416
COMPUTER EXPENSES	40,986	0	0	40,986
HEALTHCARE RESIDENT COSTS	376,554	0	0	376,554
HOUSE KEEPING	36,862	0	0	36,862
INSURANCE LIABILITY	192,266	0	0	192,266
LAUNDRY SERVICES	80,660	0	0	80,660

Other Expenses Schedule

Description	Revenue and Expenses per Books	Net Investment Income	Adjusted Net Income	Disbursements for Charitable Purposes
LICENSES AND DUES	29,865	0	0	29,865
MARKETING EXPENSES	103,843	0	0	103,843
OFFICE EXPENSES	23,102	0	0	23,102
OTHER ADMIN EXPENSES	41,831	0	0	41,831
OTHER EXECUTIVE EXPENSES	22,359	0	0	22,359
PROVISIONS AND SERVICES	387,823	0	0	387,823
REPAIRS AND MAINTENANCE	230,654	0	0	230,654
SECURITY AND VALET	164,099	0	0	164,099
SEMINARS AND EDUCATION	34,563	0	0	34,563
SMALL EQUIPMENT	8,183	0	0	8,183

Other Expenses Schedule

Description	Revenue and Expenses per Books	Net Investment Income	Adjusted Net Income	Disbursements for Charitable Purposes
TELEPHONE	48,863	0	0	48,863
THERAPIES	376,072	0	0	376,072
UTILITIES	270,656	0	0	270,656
SMALL FURNISHINGS	436	0	0	436

TY 2016 Other Income Schedule**Name:** JOB HAINES HOME FOR AGED PEOPLE**EIN:** 22-0972180**Other Income Schedule**

Description	Revenue And Expenses Per Books	Net Investment Income	Adjusted Net Income
ADMISSION FEES	76,908	0	76,908
PER DIEM INCOME	5,170,645	0	5,170,645
MEDICARE A	1,626,416	0	1,626,416
GIFTS LEGACIES	1,431	0	1,431
MEDICARE B	36,823	0	36,823
CO INSURANCE	213,995	0	213,995
MEDICAID	820,601	0	820,601
MEDICAID OFFSETS	278,498	0	278,498
MISCELLEANOUS	12,387	0	12,387
PRIVATE INSURANCE	140,117	0	140,117

TY 2016 Other Increases Schedule

Name: JOB HAINES HOME FOR AGED PEOPLE
EIN: 22-0972180

Description	Amount
UNREALIZED GAIN ON INVESTMENTS	1,663,315

TY 2016 Other Professional Fees Schedule**Name:** JOB HAINES HOME FOR AGED PEOPLE**EIN:** 22-0972180

Category	Amount	Net Investment Income	Adjusted Net Income	Disbursements for Charitable Purposes
BANK FEES	78,428	0	0	78,428
BANK CHARGES	6,831	0	0	6,831
CUSTODY FEES	145,875	145,875	0	0
RVK MGMT FEES	48,459	48,459	0	0
PENSION ADMIN	10,000	0	0	10,000
HEALTHCARE RESOURCES	12,197	0	0	12,197
COMPUTER PROFESSIONALS	73,917	0	0	73,917

TY 2016 Taxes Schedule**Name:** JOB HAINES HOME FOR AGED PEOPLE**EIN:** 22-0972180

Category	Amount	Net Investment Income	Adjusted Net Income	Disbursements for Charitable Purposes
FICA	428,794	0	0	428,794
SUTA	54,158	0	0	54,158
PROVIDER ASSESSMENT	122,621	0	0	122,621