



See a Social Security Number? Say Something!  
Report Privacy Problems to <https://public.resource.org/privacy>  
Or call the IRS Identity Theft Hotline at 1-800-908-4490



**Return of Private Foundation**

**2016**

Department of the Treasury  
Internal Revenue Service

or Section 4947(a)(1) Trust Treated as Private Foundation  
Do not enter social security numbers on this form as it may be made public.

Information about Form 990-PF and its separate instructions is at [www.irs.gov/form990pf](http://www.irs.gov/form990pf).

Open to Public Inspection

For calendar year 2016 or tax year beginning , 2016, and ending , 20

Name of foundation  
**THE MIDVALE FOUNDATION**

Number and street (or P O box number if mail is not delivered to street address) Room/suite  
**FOUNDATION SOURCE 501 SILVERSIDE RD**

City or town, state or province, country, and ZIP or foreign postal code  
**WILMINGTON, DE 19809-1377**

**A Employer identification number**  
20-8678873

**B Telephone number (see instructions)**  
(800) 839-1754

**C** If exemption application is pending check here.

**D** 1 Foreign organizations, check here.   
2 Foreign organizations meeting the 85% test, check here and attach computation.

**E** If private foundation status was terminated under section 507(b)(1)(A), check here.

**F** If the foundation is in a 60-month termination under section 507(b)(1)(B), check here.


**G** Check all that apply  
 Initial return  
 Final return  
 Address change  
 Initial return of a former public charity  
 Amended return  
 Name change

**H** Check type of organization  
 Section 501(c)(3) exempt private foundation  
 Section 4947(a)(1) nonexempt charitable trust  
 Other taxable private foundation

**I** Fair market value of all assets at end of year (from Part II, col (c), line 16) **\$ 4,664,664.**

**J** Accounting method  
 Cash  
 Accrual  
 Other (specify) \_\_\_\_\_  
 (Part I, column (d) must be on cash basis)

Part I Analysis of Revenue and Expenses (The total of amounts in columns (b), (c), and (d) may not necessarily equal the amounts in column (a) (see instructions))		(a) Revenue and expenses per books	(b) Net investment income	(c) Adjusted net income	(d) Disbursements for charitable purposes (cash basis only)
Revenue	1 Contributions, gifts, grants, etc., received (attach schedule)				
	2 Check <input checked="" type="checkbox"/> if the foundation is not required to attach Sch B.				
	3 Interest on savings and temporary cash investments	940.	940.		
	4 Dividends and interest from securities	93,836.	93,836.		
	5a Gross rents				
	b Net rental income or (loss)				
	6a Net gain or (loss) from sale of assets not on line 10	87,986.			
	b Gross sales price for all assets on line 6a	1,046,020.			
	7 Capital gain net income (from Part IV, line 2)		98,178.		
	8 Net short-term capital gain				
	9 Income modifications				
	10a Gross sales less returns and allowances				
b Less Cost of goods sold					
c Gross profit or (loss) (attach schedule)					
11 Other income (attach schedule) ATCH. 1	1,758.	1,751.			
12 Total Add lines 1 through 11	184,520.	194,705.			
Operating and Administrative Expenses	13 Compensation of officers, directors, trustees, etc.	0.			
	14 Other employee salaries and wages				
	15 Pension plans, employee benefits				
	16a Legal fees (attach schedule)				
	b Accounting fees (attach schedule)				
	c Other professional fees (attach schedule) [2]	20,824.	20,824.		
	17 Interest				
	18 Taxes (attach schedule) (see instructions) [3]	1,600.			
	19 Depreciation (attach schedule) and depletion				
	20 Occupancy				
	21 Travel, conferences, and meetings				
	22 Printing and publications				
	23 Other expenses (attach schedule) ATCH. 4	23,704.	169.		23,529.
	24 Total operating and administrative expenses. Add lines 13 through 23.	46,128.	20,993.		23,529.
	25 Contributions, gifts, grants paid	206,220.			206,220.
26 Total expenses and disbursements Add lines 24 and 25	252,348.	20,993.		229,749.	
27 Subtract line 26 from line 12					
a Excess of revenue over expenses and disbursements	-67,828.				
b Net investment income (if negative, enter -0-)		173,712.			
c Adjusted net income (if negative, enter -0-)					



SCANNED NOV 07 2017

g 300

Part II Balance Sheets		Attached schedules and amounts in the description column should be for end-of-year amounts only (See instructions)		Beginning of year	End of year	
		(a) Book Value	(b) Book Value	(c) Fair Market Value		
Assets	1	Cash - non-interest-bearing . . . . .				
	2	Savings and temporary cash investments . . . . .	255,548.	203,766.	203,766.	
	3	Accounts receivable ▶				
		Less allowance for doubtful accounts ▶				
	4	Pledges receivable ▶				
		Less allowance for doubtful accounts ▶				
	5	Grants receivable . . . . .				
	6	Receivables due from officers, directors, trustees, and other disqualified persons (attach schedule) (see instructions) . . . . .				
	7	Other notes and loans receivable (attach schedule) ▶				
		Less allowance for doubtful accounts ▶				
	8	Inventories for sale or use . . . . .				
	9	Prepaid expenses and deferred charges . . . . .				
	10a	Investments - U S and state government obligations (attach schedule) . . . . .				
	b	Investments - corporate stock (attach schedule) ATCH. 5 . . . . .	3,554,673.	3,589,638.	4,375,492.	
	c	Investments - corporate bonds (attach schedule) ATCH. 6 . . . . .	100,814.	50,000.	51,530.	
	11	Investments - land, buildings, and equipment basis ▶				
	Less accumulated depreciation (attach schedule) ▶					
12	Investments - mortgage loans . . . . .					
13	Investments - other (attach schedule) . . . . . ATCH. 7 . . . . .	43,221.	43,024.	33,876.		
14	Land, buildings, and equipment basis ▶					
	Less accumulated depreciation (attach schedule) ▶					
15	Other assets (describe ▶ )					
16	<b>Total assets</b> (to be completed by all filers - see the instructions Also, see page 1, item I) . . . . .	3,954,256.	3,886,428.	4,664,664.		
Liabilities	17	Accounts payable and accrued expenses . . . . .				
	18	Grants payable . . . . .				
	19	Deferred revenue . . . . .				
	20	Loans from officers, directors, trustees, and other disqualified persons . . . . .				
	21	Mortgages and other notes payable (attach schedule) . . . . .				
	22	Other liabilities (describe ▶ )				
23	<b>Total liabilities</b> (add lines 17 through 22) . . . . .	0.	0.			
Net Assets or Fund Balances	Foundations that follow SFAS 117, check here ▶ <input type="checkbox"/>		and complete lines 24 through 26 and lines 30 and 31.			
	24	Unrestricted . . . . .				
	25	Temporarily restricted . . . . .				
	26	Permanently restricted . . . . .				
	Foundations that do not follow SFAS 117, check here and complete lines 27 through 31. ▶ <input checked="" type="checkbox"/>					
	27	Capital stock, trust principal, or current funds . . . . .				
	28	Paid-in or capital surplus, or land, bldg, and equipment fund . . . . .				
	29	Retained earnings, accumulated income, endowment, or other funds . . . . .	3,954,256.	3,886,428.		
30	<b>Total net assets or fund balances</b> (see instructions) . . . . .	3,954,256.	3,886,428.			
31	<b>Total liabilities and net assets/fund balances</b> (see instructions) . . . . .	3,954,256.	3,886,428.			

Part III Analysis of Changes in Net Assets or Fund Balances		
1	Total net assets or fund balances at beginning of year - Part II, column (a), line 30 (must agree with end-of-year figure reported on prior year's return) . . . . .	1 3,954,256.
2	Enter amount from Part I, line 27a . . . . .	2 -67,828.
3	Other increases not included in line 2 (itemize) ▶	3
4	Add lines 1, 2, and 3 . . . . .	4 3,886,428.
5	Decreases not included in line 2 (itemize) ▶	5
6	<b>Total net assets or fund balances at end of year</b> (line 4 minus line 5) - Part II, column (b), line 30 . . . . .	6 3,886,428.

**Part IV Capital Gains and Losses for Tax on Investment Income**

(a) List and describe the kind(s) of property sold (e.g., real estate, 2-story brick warehouse, or common stock, 200 shs MLC Co)		(b) How acquired P - Purchase D - Donation	(c) Date acquired (mo., day, yr)	(d) Date sold (mo., day, yr)
1 a	SEE PART IV SCHEDULE			
b				
c				
d				
e				
(e) Gross sales price	(f) Depreciation allowed (or allowable)	(g) Cost or other basis plus expense of sale	(h) Gain or (loss) (e) plus (f) minus (g)	
a				
b				
c				
d				
e				
Complete only for assets showing gain in column (h) and owned by the foundation on 12/31/69			(l) Gains (Col (h) gain minus col (k), but not less than -0-) or Losses (from col (h))	
(i) F M V as of 12/31/69	(j) Adjusted basis as of 12/31/69	(k) Excess of col (i) over col (j), if any		
a				
b				
c				
d				
e				
2	Capital gain net income or (net capital loss)	{ If gain, also enter in Part I, line 7 If (loss), enter -0- in Part I, line 7 }	2	98,178.
3	Net short-term capital gain or (loss) as defined in sections 1222(5) and (6) If gain, also enter in Part I, line 8, column (c) (see instructions) If (loss), enter -0- in Part I, line 8	{ }	3	0.

**Part V Qualification Under Section 4940(e) for Reduced Tax on Net Investment Income**

(For optional use by domestic private foundations subject to the section 4940(a) tax on net investment income)

If section 4940(d)(2) applies, leave this part blank

Was the foundation liable for the section 4942 tax on the distributable amount of any year in the base period?  Yes  No  
If "Yes," the foundation does not qualify under section 4940(e) Do not complete this part

1	(a) Base period years Calendar year (or tax year beginning in)	(b) Adjusted qualifying distributions	(c) Net value of noncharitable-use assets	(d) Distribution ratio (col (b) divided by col (c))
	2015	217,723.	4,636,453.	0.046959
	2014	212,523.	4,660,363.	0.045602
	2013	189,697.	4,281,713.	0.044304
	2012	192,789.	3,905,149.	0.049368
	2011	188,939.	3,913,461.	0.048279
2	Total of line 1, column (d)			0.234512
3	Average distribution ratio for the 5-year base period - divide the total on line 2 by 5, or by the number of years the foundation has been in existence if less than 5 years.			0.046902
4	Enter the net value of noncharitable-use assets for 2016 from Part X, line 5		4,475,233.	
5	Multiply line 4 by line 3.			209,897.
6	Enter 1% of net investment income (1% of Part I, line 27b).			1,737.
7	Add lines 5 and 6.			211,634.
8	Enter qualifying distributions from Part XII, line 4. If line 8 is equal to or greater than line 7, check the box in Part VI, line 1b, and complete that part using a 1% tax rate See the Part VI instructions			229,749.

Part VI Excise Tax Based on Investment Income (Section 4940(a), 4940(b), 4940(e), or 4948- see instructions)

Table with 11 rows for excise tax calculations. Includes categories like 'Exempt operating foundations', 'Domestic foundations that meet the section 4940(e) requirements', and 'Total credits and payments'. Total tax due is 1,889.

Part VII-A Statements Regarding Activities

Table with 10 rows for activity statements. Questions include 'Did the foundation attempt to influence any national, state, or local legislation?', 'Did it spend more than \$100 during the year for political purposes?', and 'Did the foundation have unrelated business gross income of \$1,000 or more during the year?'. Includes 'Yes' and 'No' columns.

Part VII-A Statements Regarding Activities (continued)

11 At any time during the year, did the foundation, directly or indirectly, own a controlled entity within the meaning of section 512(b)(13)? If "Yes," attach schedule (see instructions).
12 Did the foundation make a distribution to a donor advised fund over which the foundation or a disqualified person had advisory privileges? If "Yes," attach statement (see instructions)
13 Did the foundation comply with the public inspection requirements for its annual returns and exemption application?
Website address N/A
14 The books are in care of FOUNDATION SOURCE Telephone no 800-839-1754
Located at 501 SILVERSIDE ROAD, SUITE 123 WILMINGTON, DE ZIP+4 19809-1377
15 Section 4947(a)(1) nonexempt charitable trusts filing Form 990-PF in lieu of Form 1041 - Check here
and enter the amount of tax-exempt interest received or accrued during the year 15
16 At any time during calendar year 2016, did the foundation have an interest in or a signature or other authority over a bank, securities, or other financial account in a foreign country?
See the instructions for exceptions and filing requirements for FinCEN Form 114 If "Yes," enter the name of the foreign country

Part VII-B Statements Regarding Activities for Which Form 4720 May Be Required

File Form 4720 if any item is checked in the "Yes" column, unless an exception applies.

1a File Form 4720 if any item is checked in the "Yes" column, unless an exception applies.
(1) Engage in the sale or exchange, or leasing of property with a disqualified person?
(2) Borrow money from, lend money to, or otherwise extend credit to (or accept it from) a disqualified person?
(3) Furnish goods, services, or facilities to (or accept them from) a disqualified person?
(4) Pay compensation to, or pay or reimburse the expenses of, a disqualified person?
(5) Transfer any income or assets to a disqualified person (or make any of either available for the benefit or use of a disqualified person)?
(6) Agree to pay money or property to a government official? (Exception. Check "No" if the foundation agreed to make a grant to or to employ the official for a period after termination of government service, if terminating within 90 days)
b If any answer is "Yes" to 1a(1)-(6), did any of the acts fail to qualify under the exceptions described in Regulations section 53.4941(d)-3 or in a current notice regarding disaster assistance (see instructions)?
Organizations relying on a current notice regarding disaster assistance check here
c Did the foundation engage in a prior year in any of the acts described in 1a, other than excepted acts, that were not corrected before the first day of the tax year beginning in 2016?
2 Taxes on failure to distribute income (section 4942) (does not apply for years the foundation was a private operating foundation defined in section 4942(j)(3) or 4942(j)(5))
a At the end of tax year 2016, did the foundation have any undistributed income (lines 6d and 6e, Part XIII) for tax year(s) beginning before 2016?
If "Yes," list the years
b Are there any years listed in 2a for which the foundation is not applying the provisions of section 4942(a)(2) (relating to incorrect valuation of assets) to the year's undistributed income? (If applying section 4942(a)(2) to all years listed, answer "No" and attach statement - see instructions)
c If the provisions of section 4942(a)(2) are being applied to any of the years listed in 2a, list the years here
3a Did the foundation hold more than a 2% direct or indirect interest in any business enterprise at any time during the year?
b If "Yes," did it have excess business holdings in 2016 as a result of (1) any purchase by the foundation or disqualified persons after May 26, 1969, (2) the lapse of the 5-year period (or longer period approved by the Commissioner under section 4943(c)(7)) to dispose of holdings acquired by gift or bequest, or (3) the lapse of the 10-, 15-, or 20-year first phase holding period? (Use Schedule C, Form 4720, to determine if the foundation had excess business holdings in 2016)
4a Did the foundation invest during the year any amount in a manner that would jeopardize its charitable purposes?
b Did the foundation make any investment in a prior year (but after December 31, 1969) that could jeopardize its charitable purpose that had not been removed from jeopardy before the first day of the tax year beginning in 2016?

Part VII-B Statements Regarding Activities for Which Form 4720 May Be Required (continued)

5a During the year did the foundation pay or incur any amount to... (1) Carry on propaganda... (2) Influence the outcome of any specific public election... (3) Provide a grant to an individual for travel... (4) Provide a grant to an organization other than a charitable... (5) Provide for any purpose other than religious... b If any answer is "Yes" to 5a(1)-(5), did any of the transactions fail to qualify... c If the answer is "Yes" to question 5a(4), does the foundation claim exemption from the tax... 6a Did the foundation, during the year, receive any funds, directly or indirectly, to pay premiums on a personal benefit contract? b Did the foundation, during the year, pay premiums, directly or indirectly, on a personal benefit contract? 7a At any time during the tax year, was the foundation a party to a prohibited tax shelter transaction? b If "Yes," did the foundation receive any proceeds or have any net income attributable to the transaction?

Part VIII Information About Officers, Directors, Trustees, Foundation Managers, Highly Paid Employees, and Contractors

1 List all officers, directors, trustees, foundation managers and their compensation (see instructions).

Table with 5 columns: (a) Name and address, (b) Title, and average hours per week devoted to position, (c) Compensation (if not paid, enter -0-), (d) Contributions to employee benefit plans and deferred compensation, (e) Expense account, other allowances. Row 1: ATCH 8, 0, 0, 0.

2 Compensation of five highest-paid employees (other than those included on line 1 - see instructions). If none, enter "NONE."

Table with 5 columns: (a) Name and address of each employee paid more than \$50,000, (b) Title, and average hours per week devoted to position, (c) Compensation, (d) Contributions to employee benefit plans and deferred compensation, (e) Expense account, other allowances. Row 1: NONE.

Total number of other employees paid over \$50,000.

**Part VIII Information About Officers, Directors, Trustees, Foundation Managers, Highly Paid Employees, and Contractors (continued)**

**3 Five highest-paid independent contractors for professional services (see instructions). If none, enter "NONE."**

(a) Name and address of each person paid more than \$50,000	(b) Type of service	(c) Compensation
NONE		0.

Total number of others receiving over \$50,000 for professional services . . . . . ▶

**Part IX-A Summary of Direct Charitable Activities**

List the foundation's four largest direct charitable activities during the tax year. Include relevant statistical information such as the number of organizations and other beneficiaries served, conferences convened, research papers produced, etc	Expenses
1 N/A	
2	
3	
4	

**Part IX-B Summary of Program-Related Investments (see instructions)**

Describe the two largest program-related investments made by the foundation during the tax year on lines 1 and 2	Amount
1 NONE	
2	
All other program-related investments See instructions	
3 NONE	
Total. Add lines 1 through 3 . . . . . ▶	



**Part X Minimum Investment Return** (All domestic foundations must complete this part. Foreign foundations, see instructions.)

<b>1</b>	Fair market value of assets not used (or held for use) directly in carrying out charitable, etc., purposes		
<b>a</b>	Average monthly fair market value of securities . . . . .	<b>1a</b>	4,228,908.
<b>b</b>	Average of monthly cash balances . . . . .	<b>1b</b>	314,476.
<b>c</b>	Fair market value of all other assets (see instructions). . . . .	<b>1c</b>	
<b>d</b>	<b>Total</b> (add lines 1a, b, and c) . . . . .	<b>1d</b>	4,543,384.
<b>e</b>	Reduction claimed for blockage or other factors reported on lines 1a and 1c (attach detailed explanation) . . . . .	<b>1e</b>	
<b>2</b>	Acquisition indebtedness applicable to line 1 assets . . . . .	<b>2</b>	
<b>3</b>	Subtract line 2 from line 1d . . . . .	<b>3</b>	4,543,384.
<b>4</b>	Cash deemed held for charitable activities. Enter 1 1/2% of line 3 (for greater amount, see instructions). . . . .	<b>4</b>	68,151.
<b>5</b>	<b>Net value of noncharitable-use assets.</b> Subtract line 4 from line 3. Enter here and on Part V, line 4	<b>5</b>	4,475,233.
<b>6</b>	<b>Minimum investment return.</b> Enter 5% of line 5 . . . . .	<b>6</b>	223,762.

**Part XI Distributable Amount** (see instructions) (Section 4942(j)(3) and (j)(5) private operating foundations and certain foreign organizations check here  and do not complete this part.)

<b>1</b>	Minimum investment return from Part X, line 6 . . . . .	<b>1</b>	223,762.
<b>2a</b>	Tax on investment income for 2016 from Part VI, line 5 . . . . .	<b>2a</b>	1,737.
<b>b</b>	Income tax for 2016 (This does not include the tax from Part VI). . . . .	<b>2b</b>	
<b>c</b>	Add lines 2a and 2b . . . . .	<b>2c</b>	1,737.
<b>3</b>	Distributable amount before adjustments. Subtract line 2c from line 1 . . . . .	<b>3</b>	222,025.
<b>4</b>	Recoveries of amounts treated as qualifying distributions . . . . .	<b>4</b>	
<b>5</b>	Add lines 3 and 4 . . . . .	<b>5</b>	222,025.
<b>6</b>	Deduction from distributable amount (see instructions). . . . .	<b>6</b>	
<b>7</b>	<b>Distributable amount as adjusted.</b> Subtract line 6 from line 5. Enter here and on Part XIII, line 1. . . . .	<b>7</b>	222,025.

**Part XII Qualifying Distributions** (see instructions)

<b>1</b>	Amounts paid (including administrative expenses) to accomplish charitable, etc., purposes		
<b>a</b>	Expenses, contributions, gifts, etc. - total from Part I, column (d), line 26 . . . . .	<b>1a</b>	229,749.
<b>b</b>	Program-related investments - total from Part IX-B . . . . .	<b>1b</b>	
<b>2</b>	Amounts paid to acquire assets used (or held for use) directly in carrying out charitable, etc., purposes . . . . .	<b>2</b>	
<b>3</b>	Amounts set aside for specific charitable projects that satisfy the		
<b>a</b>	Suitability test (prior IRS approval required) . . . . .	<b>3a</b>	
<b>b</b>	Cash distribution test (attach the required schedule) . . . . .	<b>3b</b>	
<b>4</b>	<b>Qualifying distributions.</b> Add lines 1a through 3b. Enter here and on Part V, line 8, and Part XIII, line 4	<b>4</b>	229,749.
<b>5</b>	Foundations that qualify under section 4940(e) for the reduced rate of tax on net investment income. Enter 1% of Part I, line 27b (see instructions) . . . . .	<b>5</b>	1,737.
<b>6</b>	<b>Adjusted qualifying distributions.</b> Subtract line 5 from line 4 . . . . .	<b>6</b>	228,012.

**Note:** The amount on line 6 will be used in Part V, column (b), in subsequent years when calculating whether the foundation qualifies for the section 4940(e) reduction of tax in those years.

**Part XIII Undistributed Income (see instructions)**

	(a) Corpus	(b) Years prior to 2015	(c) 2015	(d) 2016
1 Distributable amount for 2016 from Part XI, line 7 . . . . .				222,025.
2 Undistributed income, if any, as of the end of 2016				
a Enter amount for 2015 only. . . . .			225,149.	
b Total for prior years 20 <u>14</u> , 20 <u>13</u> , 20 <u>12</u> . . . . .				
3 Excess distributions carryover, if any, to 2016				
a From 2011 . . . . .				
b From 2012 . . . . .				
c From 2013 . . . . .				
d From 2014 . . . . .				
e From 2015 . . . . .				
f Total of lines 3a through e . . . . .				
4 Qualifying distributions for 2016 from Part XII, line 4 ▶ \$ <u>229,749</u> . . . . .				
a Applied to 2015, but not more than line 2a . . . . .			225,149.	
b Applied to undistributed income of prior years (Election required - see instructions). . . . .				
c Treated as distributions out of corpus (Election required - see instructions) . . . . .				
d Applied to 2016 distributable amount. . . . .				4,600.
e Remaining amount distributed out of corpus. . . . .				
5 Excess distributions carryover applied to 2016 . (If an amount appears in column (d), the same amount must be shown in column (a) ) . . . . .				
6 Enter the net total of each column as indicated below:				
a Corpus Add lines 3f, 4c, and 4e Subtract line 5 . . . . .				
b Prior years' undistributed income Subtract line 4b from line 2b. . . . .				
c Enter the amount of prior years' undistributed income for which a notice of deficiency has been issued, or on which the section 4942(a) tax has been previously assessed . . . . .				
d Subtract line 6c from line 6b Taxable amount - see instructions. . . . .				
e Undistributed income for 2015 Subtract line 4a from line 2a Taxable amount - see instructions . . . . .				
f Undistributed income for 2016 Subtract lines 4d and 5 from line 1 This amount must be distributed in 2017. . . . .				217,425.
7 Amounts treated as distributions out of corpus to satisfy requirements imposed by section 170(b)(1)(F) or 4942(g)(3) (Election may be required - see instructions) . . . . .				
8 Excess distributions carryover from 2011 not applied on line 5 or line 7 (see instructions) . . . . .				
9 Excess distributions carryover to 2017. Subtract lines 7 and 8 from line 6a . . . . .	0.			
10 Analysis of line 9				
a Excess from 2012 . . . . .				
b Excess from 2013 . . . . .				
c Excess from 2014 . . . . .				
d Excess from 2015 . . . . .				
e Excess from 2016 . . . . .				

Part XIV Private Operating Foundations (see instructions and Part VII-A, question 9)

NOT APPLICABLE

1 a If the foundation has received a ruling or determination letter that it is a private operating foundation, and the ruling is effective for 2016, enter the date of the ruling . . . . .

b Check box to indicate whether the foundation is a private operating foundation described in section 4942(j)(3) or 4942(j)(5)

2 a Enter the lesser of the adjusted net income from Part I or the minimum investment return from Part X for each year listed . . . . .

Table with 5 columns: Tax year (a) 2016, and Prior 3 years (b) 2015, (c) 2014, (d) 2013, and (e) Total. Rows include 85% of line 2a, Qualifying distributions from Part XII, line 4, and various alternative tests (Assets, Endowment, Support).

Part XV Supplementary Information (Complete this part only if the foundation had \$5,000 or more in assets at any time during the year - see instructions.)

1 Information Regarding Foundation Managers:

a List any managers of the foundation who have contributed more than 2% of the total contributions received by the foundation before the close of any tax year (but only if they have contributed more than \$5,000) (See section 507(d)(2) )

NONE

b List any managers of the foundation who own 10% or more of the stock of a corporation (or an equally large portion of the ownership of a partnership or other entity) of which the foundation has a 10% or greater interest

N/A

2 Information Regarding Contribution, Grant, Gift, Loan, Scholarship, etc., Programs:

Check here [X] if the foundation only makes contributions to preselected charitable organizations and does not accept unsolicited requests for funds If the foundation makes gifts, grants, etc (see instructions) to individuals or organizations under other conditions, complete items 2a, b, c, and d

a The name, address, and telephone number or e-mail address of the person to whom applications should be addressed

b The form in which applications should be submitted and information and materials they should include

c Any submission deadlines

d Any restrictions or limitations on awards, such as by geographical areas, charitable fields, kinds of institutions, or other factors

**Part XV Supplementary Information (continued)**

**3 Grants and Contributions Paid During the Year or Approved for Future Payment**

Recipient Name and address (home or business)	If recipient is an individual, show any relationship to any foundation manager or substantial contributor	Foundation status of recipient	Purpose of grant or contribution	Amount
<p><b>a Paid during the year</b></p> <p>ATCH 9</p>				
<b>Total</b> .....				<b>3a</b> 206,220.
<p><b>b Approved for future payment</b></p>				
<b>Total</b> .....				<b>3b</b>

**Part XVI-A Analysis of Income-Producing Activities**

Enter gross amounts unless otherwise indicated	Unrelated business income		Excluded by section 512, 513, or 514		(e) Related or exempt function income (See instructions)
	(a) Business code	(b) Amount	(c) Exclusion code	(d) Amount	
1 Program service revenue					
a _____					
b _____					
c _____					
d _____					
e _____					
f _____					
g Fees and contracts from government agencies					
2 Membership dues and assessments . . . . .					
3 Interest on savings and temporary cash investments . . . . .			14	940.	
4 Dividends and interest from securities . . . . .			14	93,836.	
5 Net rental income or (loss) from real estate					
a Debt-financed property . . . . .					
b Not debt-financed property . . . . .					
6 Net rental income or (loss) from personal property. .					
7 Other investment income . . . . .					
8 Gain or (loss) from sales of assets other than inventory	525990	61.	18	87,925.	
9 Net income or (loss) from special events . . . . .					
10 Gross profit or (loss) from sales of inventory . . . . .					
11 Other revenue a K-1 INC/LOSS	525990	7.	14	1,751.	
b _____					
c _____					
d _____					
e _____					
12 Subtotal Add columns (b), (d), and (e) . . . . .		68.		184,452.	
13 Total. Add line 12, columns (b), (d), and (e) . . . . .					13 184,520.

(See worksheet in line 13 instructions to verify calculations)

**Part XVI-B Relationship of Activities to the Accomplishment of Exempt Purposes**

Line No.	Explain below how each activity for which income is reported in column (e) of Part XVI-A contributed importantly to the accomplishment of the foundation's exempt purposes (other than by providing funds for such purposes) (See instructions)
▼	

**Part XVII Information Regarding Transfers To and Transactions and Relationships With Noncharitable Exempt Organizations**

- 1** Did the organization directly or indirectly engage in any of the following with any other organization described in section 501(c) of the Code (other than section 501(c)(3) organizations) or in section 527, relating to political organizations?
- |   | Yes          | No |
|---|--------------|----|
| <b>a</b> Transfers from the reporting foundation to a noncharitable exempt organization of          |              |    |
| (1) Cash . . . . .  | <b>1a(1)</b> | X  |
| (2) Other assets . . . . .  | <b>1a(2)</b> | X  |
| <b>b</b> Other transactions   |              |    |
| (1) Sales of assets to a noncharitable exempt organization . . . . .                                | <b>1b(1)</b> | X  |
| (2) Purchases of assets from a noncharitable exempt organization . . . . .                          | <b>1b(2)</b> | X  |
| (3) Rental of facilities, equipment, or other assets . . . . .                                      | <b>1b(3)</b> | X  |
| (4) Reimbursement arrangements . . . . .  | <b>1b(4)</b> | X  |
| (5) Loans or loan guarantees . . . . .  | <b>1b(5)</b> | X  |
| (6) Performance of services or membership or fundraising solicitations . . . . .                    | <b>1b(6)</b> | X  |
| <b>c</b> Sharing of facilities, equipment, mailing lists, other assets, or paid employees . . . . . | <b>1c</b>    | X  |
- d** If the answer to any of the above is "Yes," complete the following schedule. Column (b) should always show the fair market value of the goods, other assets, or services given by the reporting foundation. If the foundation received less than fair market value in any transaction or sharing arrangement, show in column (d) the value of the goods, other assets, or services received.

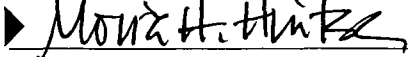
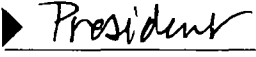
(a) Line no	(b) Amount involved	(c) Name of noncharitable exempt organization	(d) Description of transfers, transactions, and sharing arrangements
	N/A		N/A

**2a** Is the foundation directly or indirectly affiliated with, or related to, one or more tax-exempt organizations described in section 501(c) of the Code (other than section 501(c)(3)) or in section 527?  Yes  No

**b** If "Yes," complete the following schedule.

(a) Name of organization	(b) Type of organization	(c) Description of relationship

Under penalties of perjury, I declare that I have examined this return, including accompanying schedules and statements, and to the best of my knowledge and belief, it is true correct and complete. Declaration of preparer (other than taxpayer) is based on all information of which preparer has any knowledge.

**Sign Here**  **10/24/17**   
 Signature of officer or trustee Date Title

May the IRS discuss this return with the preparer shown below (see instructions)?  Yes  No

<b>Paid Preparer Use Only</b>	Print/Type preparer's name JEFFREY D HASKELL	Preparer's signature JEFFREY D HASKELL	Date 10/23/2017	Check <input type="checkbox"/> if self-employed	PTIN P01345770
	Firm's name FOUNDATION SOURCE	Firm's EIN 510398347	Firm's address ONE HOLLOW LN, STE 212 LAKE SUCCESS, NY 11042	Phone no 800-839-1754	

**Part I, Line 6a (990-PF) - Net Gain/(Loss) from Sales of Assets Not Included in Part IV**

<b>Name</b>	<b>Date Acquired</b>	<b>Acquisition Method</b>	<b>Date Sold</b>	<b>Gross Sales Price</b>	<b>Book Basis</b>	<b>Net Gain/(Loss)</b>
Publicly-traded Securities				\$ 1,046,020	\$ 958,274	\$ 87,746
Passthrough K-1 Capital Gain/(Loss) - non UBI						\$ 179
Total included in Part IV				\$ 1,046,020	\$ 958,274	\$ 87,925
Passthrough K-1 Capital Gain/(Loss) - UBI						\$ 61
Part I, Line 6a Total						\$ 87,986

ATTACHMENT 1

FORM 990PF, PART I - OTHER INCOME

<u>DESCRIPTION</u>	<u>REVENUE AND EXPENSES PER BOOKS</u>	<u>NET INVESTMENT INCOME</u>
K-1 INC/LOSS LAZARD LTD	1,439.	1,439.
K-1 INC/LOSS THE BLACKSTONE GROUP LP	319.	312.
TOTALS	<u>1,758.</u>	<u>1,751.</u>



ATTACHMENT 2

FORM 990PF, PART I - OTHER PROFESSIONAL FEES

<u>DESCRIPTION</u>	<u>REVENUE AND EXPENSES PER BOOKS</u>	<u>NET INVESTMENT INCOME</u>
INVESTMENT MANAGEMENT SERVICES	20,824.	20,824.
TOTALS	<u>20,824.</u>	<u>20,824.</u>

ATTACHMENT 3FORM 990PF, PART I - TAXES

<u>DESCRIPTION</u>	<u>REVENUE AND EXPENSES PER BOOKS</u>
990-PF ESTIMATED TAX FOR 2016	1,600.
TOTALS	<u>1,600.</u>

ATTACHMENT 4

FORM 990PF, PART I - OTHER EXPENSES

<u>DESCRIPTION</u>	<u>REVENUE AND EXPENSES PER BOOKS</u>	<u>NET INVESTMENT INCOME</u>	<u>CHARITABLE PURPOSES</u>
ADMINISTRATIVE FEES	23,504.		23,504.
BANK CHARGES	150.	150.	
K-1 EXP LAZARD LTD	3.	3.	
K-1 EXP THE BLACKSTONE GROUP L	22.	16.	
STATE OR LOCAL FILING FEES	25.	25.	
TOTALS	<u>23,704.</u>	<u>169.</u>	<u>23,529.</u>

FORM 990PF, PART II - CORPORATE STOCKATTACHMENT 5

<u>DESCRIPTION</u>	<u>ENDING BOOK VALUE</u>	<u>ENDING FMV</u>
3M CO	13,738.	17,143.
ABBOTT LABS	11,171.	10,371.
ACCENTURE PLC	11,202.	12,416.
ADIANT PLC	2,702.	3,399.
ADOBE SYSTEMS, INC	15,729.	21,928.
AGILENT TECHNOLOGIES INC	9,528.	10,479.
ALEXION PHARMACEUTICALS, INC	15,017.	13,826.
ALLERGAN PLC	20,348.	17,431.
ALLY FINANCIAL INC	23,047.	20,732.
ALPHABET INC CL A	58,643.	82,414.
ALPHABET INC CL C	7,961.	15,436.
AMAZON COM	25,073.	71,237.
AMERICAN TOWER REIT INC	16,126.	17,860.
APACHE CORPORATION	26,179.	18,724.
APPLE INC	53,444.	92,076.
AT&T, INC	21,750.	25,518.
BAIRD CORE PLUS BD FD INSTI	41,706.	40,746.
BANK OF AMERICA CORP	35,862.	63,426.
BANK OF AMERICA CORP - 7.250%	8,362.	23,336.
BIOMARIN PHARMACEUTICAL INC	8,793.	7,124.
BLACKROCK INC	21,709.	38,054.
BNY MELLON CORPORATE BOND FD	41,167.	40,814.
BRISTOL-MYERS SQUIBB CO	12,528.	12,857.
BROADCOM LIMITED	20,848.	38,889.
CABOT OIL & GAS CORP	11,549.	11,213.
CALAMOS MARKET NEUTRAL FD	32,485.	32,365.
CAPITAL ONE FINANCIAL CORP	24,705.	39,258.
CELANESE CORPORATION	8,405.	18,898.
CELGENE CORP	13,099.	13,890.

FORM 990PF, PART II - CORPORATE STOCKATTACHMENT 5 (CONT'D)

<u>DESCRIPTION</u>	<u>ENDING BOOK VALUE</u>	<u>ENDING FMV</u>
CERNER CORPORATION	7,240.	7,106.
CHARLES SCHWAB CORP	21,616.	26,840.
CHEVRON CORP	38,090.	51,553.
CHUBB LIMITED	22,970.	27,745.
CISCO SYSTEMS INC	20,712.	25,687.
CITIZENS FINANCIAL GROUP, INC	15,872.	26,010.
COGNIZANT TECHNOLOGY SOLUTIONS	16,644.	14,848.
COMCAST CORP	10,887.	11,739.
CONSTELLATION BRANDS INC	13,062.	15,638.
COSTCO WHOLESALE CORPORATION	38,588.	45,471.
CUMMINS INC	25,493.	27,334.
CVS CAREMARK CORP	15,195.	33,537.
DANAHER CORP	13,956.	27,244.
DODGE & COX INCOME FUND	68,948.	67,521.
DOMINION RESOURCES INC	13,072.	14,552.
DOW CHEMICAL PV	14,832.	17,738.
DREYFUS FLOATING RATE INCOME F	40,000.	38,908.
DREYFUS HIGH YLD A	31,782.	28,855.
DREYFUS INFLATION-ADJUSTED SEC	29,684.	29,219.
DREYFUS NEWTON INTERNATIONAL E	74,999.	68,284.
DREYFUS SELECT MANAGERS SMALL	35,000.	35,579.
DUNKIN' BRANDS GROUP INC	12,110.	20,976.
EATON CORP PLC	9,554.	21,469.
ECOLAB INC	11,149.	26,375.
ELECTRONIC ARTS	14,387.	14,177.
ELI LILLY & CO	17,764.	16,181.
EXELON CORPORATION	14,213.	15,616.
EXXON MOBIL CORP	31,009.	38,812.
FACEBOOK INC	36,956.	48,896.

FORM 990PF, PART II - CORPORATE STOCKATTACHMENT 5 (CONT'D)

<u>DESCRIPTION</u>	<u>ENDING BOOK VALUE</u>	<u>ENDING FMV</u>
FIDELITY REAL ESTATEINCOME	23,880.	23,482.
FIDELITY SMALL CAP DISCOVERY	20,000.	27,513.
FISERV INC	8,498.	34,541.
FORTIVE CORPORATION	4,545.	9,385.
GATEWAY FUND CLASS Y	21,633.	22,414.
GEN DYNAMICS CP	10,517.	12,086.
GENERAL ELECTRIC CO	34,600.	57,512.
HALLIBURTON COMPANY	15,549.	16,227.
HARTFORD FINANCIALSERVICES GRO	19,785.	23,825.
HOLOGIC, INC	12,338.	13,641.
HOME DEPOT INC	6,254.	23,732.
HONEYWELL INTL	7,435.	25,371.
HSBC HLDGS PLC PERPETUAL SUB C	18,948.	20,760.
ILLINOIS TOOL WORKS	19,001.	27,921.
INCYTE CORPORATION	9,704.	10,127.
INGERSOL-RAND PLC	11,563.	27,014.
INTEL CORP	21,304.	23,757.
INTERCONTINENTAL EXCHANGE, INC	16,582.	22,850.
INVESCO PLC	27,584.	23,362.
ISHARES INTERMEDIATE CREDIT BD	9,232.	9,196.
ISHARES MSCI EMERGING MARKETS	5,185.	4,891.
ISHARES S&P U.S. PREFERRED STO	11,816.	11,163.
ISHARES TRUST RUSSELL 1000 VAL	13,258.	14,564.
IVY INTL CORE EQUITY I	19,762.	18,293.
JOHNSON & JOHNSON	38,993.	57,605.
JOHNSON CONTROLS INTERNATIONAL	26,683.	24,055.
JP MORGAN CHASE	19,018.	43,145.
JP MORGAN CORE BOND FUND	49,974.	49,210.
LABORATORY CORP AMER HLDGS	14,039.	22,467.

FORM 990PF, PART II - CORPORATE STOCKATTACHMENT 5 (CONT'D)

<u>DESCRIPTION</u>	<u>ENDING BOOK VALUE</u>	<u>ENDING FMV</u>
MARATHON PETROLEUM CORP	17,901.	20,140.
MATTHEWS PACIFIC TIGER FUND	9,754.	9,932.
MELLON BOND FD CL M	120,856.	117,678.
MELLON INTERMEDIATE BOND FUND	50,531.	49,422.
MELLON INTERNATIONAL FD	114,999.	107,360.
MELLON MID CAP STK FD	147,999.	156,408.
MELLON ST US GOVT SEC FD	14,866.	14,518.
MERCK & CO INC	14,902.	18,250.
METROPOLITAN WEST TOTAL RETURN	73,734.	72,437.
MFS EMERGING MARKETS DEBT FUND	12,136.	10,845.
MFS INTERNATIONAL VALUE I	43,730.	59,455.
MICRON TECHNOLOGY	21,338.	25,866.
MICROSOFT CORP	22,586.	39,770.
MONDELEZ INTERNATIONAL INC	33,353.	49,650.
MONSTER BEVERAGE CORP	12,849.	17,559.
NABORS INDUSTRIES LTD	10,690.	16,236.
NIKE INC	18,575.	17,486.
NUCOR CP	13,880.	15,475.
NVIDIA CORP	20,803.	32,022.
OAKMARK INTERNATIONAL SMALL CA	17,610.	15,757.
OCCIDENTAL PETROLEUM CORP	17,709.	14,246.
OPPENHEIMER DEVELOPING MARKETS	20,295.	18,242.
OPPENHEIMER SNR FLOATING RAT	30,175.	29,205.
ORACLE CORP	13,237.	24,031.
PALO ALTO NETWORKS INC	11,462.	9,754.
PANERA BREAD CO.	15,984.	15,177.
PEPSICO INC	33,459.	52,943.
PFIZER INC	11,225.	13,317.
PHILIP MORRIS INTL	16,056.	17,749.

FORM 990PF, PART II - CORPORATE STOCKATTACHMENT 5 (CONT'D)

<u>DESCRIPTION</u>	<u>ENDING BOOK VALUE</u>	<u>ENDING FMV</u>
PIMCO 0-5 YEAR H/Y CORP BOND	49,485.	47,434.
PIONEER NAT RES CO	12,105.	14,045.
PNC FINANCIAL GROUP INC	16,462.	26,082.
PROCTER GAMBLE CO	41,276.	51,709.
QUALCOMM INC	63,573.	59,983.
SALESFORCE.COM	25,741.	23,276.
SCHLUMBERGER LTD	38,536.	41,136.
SPDR SER TR BARCLAYS CAP CONV	16,213.	15,978.
STERICYCLE INC	9,556.	13,482.
STRATEGIC FDS, INC. DREYFUS SE	25,000.	25,214.
SYMANTEC CORP	19,817.	17,918.
SYNCHRONY FINANCIAL	15,985.	21,037.
T ROWE PRICE MID CAP VALUE	15,602.	23,714.
T. ROWE PRICE MID-CAP GROWTH F	14,600.	18,972.
TAIWAN SEMICONDUCTOR MFG CO LT	18,216.	19,263.
TARGET CORPORATION	19,509.	27,086.
THERMO FISHER SCIENTIFIC INC	9,866.	28,220.
TIME WARNER INC	23,552.	30,890.
TRAVELERS COMPANIES INC	17,024.	42,847.
UNDER ARMOUR INC CL A	3,940.	13,073.
UNDER ARMOUR INC CL C	3,765.	11,402.
UNITED TECHNOLOGIES CORP	28,058.	46,150.
UNITEDHEALTH GROUP INC	23,681.	28,007.
UNIVERSAL HLTH SVC B	13,730.	10,532.
VALERO ENERGY CORP	13,853.	17,080.
VANGUARD INTERMEDIATE-TERM COR	23,097.	21,286.
VANGUARD S&P 500 ETF	12,953.	14,372.
VANGUARD STRATEGIC EQUITY FUND	50,000.	51,041.
VERIZON COMMUNICATIONS	12,754.	14,626.



ATTACHMENT 5 (CONT'D)

FORM 990PF, PART II - CORPORATE STOCK

<u>DESCRIPTION</u>	<u>ENDING BOOK VALUE</u>	<u>ENDING FMV</u>
VISA INC	32,597.	33,939.
VOYA FINANCIAL INC	18,838.	21,571.
VULCAN MATERIALS CO	16,662.	18,773.
WALT DISNEY HOLDINGS CO	28,476.	30,745.
WELLS FARGO & CO	13,332.	18,186.
WILLIAMS COS	12,508.	12,767.
YUM BRANDS INC	5,666.	14,566.
ZIMMER BIOMET HOLDINGS	14,576.	12,281.
TOTALS	<u>3,589,638.</u>	<u>4,375,492.</u>

ATTACHMENT 6

FORM 990PF, PART II - CORPORATE BONDS

<u>DESCRIPTION</u>	<u>ENDING BOOK VALUE</u>	<u>ENDING FMV</u>
BARCLAYS BANK -5.250%-06/24/18	25,000.	26,422.
BARCLAYS BK -3.750%-12/13/17	25,000.	25,108.
TOTALS	<u>50,000.</u>	<u>51,530.</u>

ATTACHMENT 7

FORM 990PF, PART II - OTHER INVESTMENTS

<u>DESCRIPTION</u>	<u>ENDING BOOK VALUE</u>	<u>ENDING FMV</u>
LAZARD LTD	26,955.	21,983.
THE BLACKSTONE GROUP LP	16,069.	11,893.
TOTALS	<u>43,024.</u>	<u>33,876.</u>

**FORM 990-PF - PART IV  
CAPITAL GAINS AND LOSSES FOR TAX ON INVESTMENT INCOME**

Kind of Property		Description				P or D	Date acquired	Date sold
Gross sale price less expenses of sale	Depreciation allowed/ allowable	Cost or other basis	FMV as of 12/31/69	Adj basis as of 12/31/69	Excess of FMV over adj basis		Gain or (loss)	
1,046,020.		PUBLICLY-TRADED SECURITIES 948,021.					97,999.	
		PASSTHROUGH K1 CAPITAL GAIN/(LOSS)					179.	
TOTAL GAIN (LOSS) .....		.....					<u>98,178.</u>	

FORM 990PF, PART VIII - LIST OF OFFICERS, DIRECTORS, AND TRUSTEES

ATTACHMENT 8

<u>NAME AND ADDRESS</u>	<u>TITLE AND AVERAGE HOURS PER WEEK DEVOTED TO POSITION</u>	<u>COMPENSATION</u>	<u>CONTRIBUTIONS TO EMPLOYEE BENEFIT PLANS</u>	<u>EXPENSE ACCT AND OTHER ALLOWANCES</u>
MATTHEW HINTSA FOUNDATION SOURCE 501 SILVERSIDE RD WILMINGTON, DE 19809-1377	VP / DIR 1.00	0.	0.	0.
MICHAEL HINTSA FOUNDATION SOURCE 501 SILVERSIDE RD WILMINGTON, DE 19809-1377	VP / DIR 1.00	0.	0.	0.
MOIRA HINTSA FOUNDATION SOURCE 501 SILVERSIDE RD WILMINGTON, DE 19809-1377	PRES / DIR / SEC 1.00	0.	0.	0.
<u>GRAND TOTALS</u>				
		0.	0.	0.

FORM 990PF, PART XV - GRANTS AND CONTRIBUTIONS PAID DURING THE YEAR

ATTACHMENT 9

<u>RECIPIENT NAME AND ADDRESS</u>	<u>RELATIONSHIP TO SUBSTANTIAL CONTRIBUTOR AND FOUNDATION STATUS OF RECIPIENT</u>	<u>PURPOSE OF GRANT OR CONTRIBUTION</u>	<u>AMOUNT</u>
ADAM J LEWIS PRESCHOOL INC 246 LENOX AVE BRIDGEPORT, CT 06605	N/A PC	GENERAL & UNRESTRICTED	16,000
ADAM J LEWIS PRESCHOOL INC 246 LENOX AVE BRIDGEPORT, CT 06605	N/A PC	COMMUNICATIONS PROGRAM	3,500
AIDS ACTION COMMITTEE OF MASSACHUSETTS INC 75 AMORY ST BOSTON, MA 02119	N/A PC	GENERAL & UNRESTRICTED	250
ANIMAL RESCUE LEAGUE OF BOSTON 10 CHANDLER ST BOSTON, MA 02116	N/A PC	GENERAL & UNRESTRICTED	500
BOSTON RESCUE MISSION INC PO BOX 120069 BOSTON, MA 02112	N/A PC	GENERAL & UNRESTRICTED	1,500
BUILDERS BEYOND BORDERS 66 FORT POINT ST NORWALK, CT 06855	N/A PC	GENERAL & UNRESTRICTED	1,000

FORM 990PF, PART XV - GRANTS AND CONTRIBUTIONS PAID DURING THE YEAR

ATTACHMENT 9 (CONT'D.)

<u>RECIPIENT NAME AND ADDRESS</u>	<u>RELATIONSHIP TO SUBSTANTIAL CONTRIBUTOR AND FOUNDATION STATUS OF RECIPIENT</u>	<u>PURPOSE OF GRANT OR CONTRIBUTION</u>	<u>AMOUNT</u>
CHARLES RIVER WATERSHED ASSOCIATION INC 190 PARK RD WESTON, MA 02493	N/A PC	GENERAL & UNRESTRICTED	1,000
CHILD ADVOCATES OF CONNECTICUT INC 383 MAIN AVE NORWALK, CT 06851	N/A PC	GENERAL & UNRESTRICTED	1,000
CONNECTICUT HOSPICE INC 100 DOUBLE BEACH RD BRANFORD, CT 06405	N/A PC	GENERAL & UNRESTRICTED	1,000
CORNELL DAILY SUN ALUMNI ASSOCIATION INC 401 E STATE ST STE 500 ITHACA, NY 14850	N/A PC	GENERAL & UNRESTRICTED	1,000
CORNELL UNIVERSITY PO BOX 25842 LEHIGH VALLEY, PA 18003	N/A PC	CORNELL BOTANIC GARDENS	4,000
CORNELL UNIVERSITY PO BOX 25842 LEHIGH VALLEY, PA 18003	N/A PC	HERBERT F JOHNSON MUSEUM OF ART	4,500

FORM 990PF, PART XV - GRANTS AND CONTRIBUTIONS PAID DURING THE YEAR

ATTACHMENT 9 (CONT'D)

<u>RECIPIENT NAME AND ADDRESS</u>	<u>RELATIONSHIP TO SUBSTANTIAL CONTRIBUTOR AND FOUNDATION STATUS OF RECIPIENT</u>	<u>PURPOSE OF GRANT OR CONTRIBUTION</u>	<u>AMOUNT</u>
CORNELL UNIVERSITY PO BOX 25842 LEHIGH VALLEY, PA 18003	N/A PC	HERBERT F JOHNSON MUSEUM OF ART	500
CORNELL UNIVERSITY PO BOX 25842 LEHIGH VALLEY, PA 18003	N/A PC	SCHOOL OF HOTEL ADMINISTRATION	500
CORNELL UNIVERSITY PO BOX 25842 LEHIGH VALLEY, PA 18003	N/A PC	STUDENT LIFE	500
CORNELL UNIVERSITY PO BOX 25842 LEHIGH VALLEY, PA 18003	N/A PC	HERBERT F JOHNSON MUSEUM ANNUAL FUND	52,000
CORNELL UNIVERSITY PO BOX 25842 LEHIGH VALLEY, PA 18003	N/A PC	SPHINX HEAD SOCIETY FUND	1,000
CORNELL UNIVERSITY PO BOX 25842 LEHIGH VALLEY, PA 18003	N/A PC	CORNELL BOTANIC GARDENS	500



FORM 990PF, PART XV - GRANTS AND CONTRIBUTIONS PAID DURING THE YEAR

ATTACHMENT 9 (CONT'D.)

<u>RECIPIENT NAME AND ADDRESS</u>	<u>RELATIONSHIP TO SUBSTANTIAL CONTRIBUTOR AND FOUNDATION STATUS OF RECIPIENT</u>	<u>PURPOSE OF GRANT OR CONTRIBUTION</u>	<u>AMOUNT</u>
CORNELL UNIVERSITY PO BOX 25842 LEHIGH VALLEY, PA 18003	N/A PC	CORNELL PRISON EDUCATION PROGRAM	2,500
CORNELL UNIVERSITY PO BOX 25842 LEHIGH VALLEY, PA 18003	N/A PC	HERBERT F JOHNSON EMUSEUM PROJECT	35,000
CRADLES TO CRAYONS INC 155 N BEACON ST BRIGHTON, MA 02135	N/A PC	GENERAL & UNRESTRICTED	500
GREENS FARMS ACADEMY INC PO BOX 998 GREENS FARMS, CT 06838	N/A PC	GENERAL & UNRESTRICTED	9,000
HOMES WITH HOPE INC 49 RICHMONDVILLE AVE STE 112 WESTPORT, CT 06880	N/A PC	GENERAL & UNRESTRICTED	11,000
HORIZONS AT GREENS FARMS ACADEMY 35 BEACHSIDE AVE GREEN FARMS, CT 06436	N/A PC	GENERAL & UNRESTRICTED	5,000

FORM 990PF, PART XV - GRANTS AND CONTRIBUTIONS PAID DURING THE YEAR

ATTACHMENT 9 (CONT'D)

<u>RECIPIENT NAME AND ADDRESS</u>	<u>RELATIONSHIP TO SUBSTANTIAL CONTRIBUTOR AND FOUNDATION STATUS OF RECIPIENT</u>	<u>PURPOSE OF GRANT OR CONTRIBUTION</u>	<u>AMOUNT</u>
INTERNATIONAL RESCUE COMMITTEE INC 122 E 42ND ST NEW YORK, NY 10168	N/A PC	REFUGEE RESETTLEMENT IN THE US PROGRAM	5,000
ITHACA COLLEGE 953 DANBY RD ITHACA, NY 14850	N/A PC	GENERAL & UNRESTRICTED	5,000
NARRAGANSETT HISTORICAL SOCIETY PO BOX 418 NARRAGANSETT, RI 02882	N/A PC	GENERAL & UNRESTRICTED	500
NARROW RIVER PRESERVATION ASSOCIATION INC P O BOX 8 SAUNDERSTOWN, RI 02874	N/A PC	GENERAL & UNRESTRICTED	1,000
NATURAL RESOURCES DEFENSE COUNCIL INC 40 W 20TH ST NEW YORK, NY 10011	N/A PC	GENERAL & UNRESTRICTED	3,500
OCEAN CONSERVANCY INC 1300 19TH ST NW, 8TH FL WASHINGTON, DC 20036	N/A PC	GENERAL & UNRESTRICTED	3,000

FORM 990PF, PART XV - GRANTS AND CONTRIBUTIONS PAID DURING THE YEAR

ATTACHMENT 9 (CONT'D)

<u>RECIPIENT NAME AND ADDRESS</u>	<u>RELATIONSHIP TO SUBSTANTIAL CONTRIBUTOR AND FOUNDATION STATUS OF RECIPIENT</u>	<u>PURPOSE OF GRANT OR CONTRIBUTION</u>	<u>AMOUNT</u>
PARTNERS IN HEALTH A NONPROFIT CORPORATION PO BOX 996 FREDERICK, MD 21705	N/A PC	GENERAL & UNRESTRICTED	11,000
PEQUOT LIBRARY ASSOCIATION 720 PEQUOT AVE SOUTHPORT, CT 06890	N/A PC	GENERAL & UNRESTRICTED	3,000
PLANNED PARENTHOOD FEDERATION OF AMERICA INC 123 WILLIAMS ST 10TH FL NEW YORK, NY 10038	N/A PC	GENERAL & UNRESTRICTED	5,000
PLANNED PARENTHOOD LEAGUE OF MASSACHUSETTS INC 1055 COMMONWEALTH AVE BOSTON, MA 02215	N/A PC	GENERAL & UNRESTRICTED	250
POSITIVE DIRECTIONS-THE CENTER FOR PREVENTION AND 420 POST RD W WESTPORT, CT 06880	N/A PC	GENERAL & UNRESTRICTED	1,000
SIERRA CLUB FOUNDATION 2101 WEBSTER ST STE 1250 OAKLAND, CA 94612	N/A PC	ENVIRONMENTAL LAW PROGRAM	5,000

FORM 990PF, PART XV - GRANTS AND CONTRIBUTIONS PAID DURING THE YEAR

ATTACHMENT 9 (CONT'D.)

<u>RECIPIENT NAME AND ADDRESS</u>	<u>RELATIONSHIP TO SUBSTANTIAL CONTRIBUTOR AND FOUNDATION STATUS OF RECIPIENT</u>	<u>PURPOSE OF GRANT OR CONTRIBUTION</u>	<u>AMOUNT</u>
THE CONNECTICUT AUDUBON SOCIETY INCORPORATED 2325 BURR ST FAIRFIELD, CT 06824	N/A PC	GENERAL & UNRESTRICTED	1,000
THE FINGER LAKES LAND TRUST INC 202 E COURT ST ITHACA, NY 14850	N/A PC	GENERAL & UNRESTRICTED	500
UNQUOWA SCHOOL ASSOCIATION INC 981 STRATFIELD RD FAIRFIELD, CT 06825	N/A PC	ADAM J LEWIS PRESCHOOL GRADUATES FINANCIAL AID FUND	6,220
WIKIMEDIA FOUNDATION INC PO BOX 98204 WASHINGTON, DC 20090	N/A PC	GENERAL & UNRESTRICTED	2,000
<u>TOTAL CONTRIBUTIONS PAID</u>			<u>206,220</u>