

Form **990-PF**

Return of Private Foundation
or Section 4947(a)(1) Trust Treated as Private Foundation

OMB No 1545-0052

2016

Department of the Treasury
Internal Revenue Service

▶ Do not enter social security numbers on this form as it may be made public.
▶ Information about Form 990-PF and its separate instructions is at www.irs.gov/form990pf.

Open to Public Inspection

For calendar year 2016 or tax year beginning

, and ending


Name of foundation THE FERMATA CHARITABLE FOUNDATION			A Employer identification number 20-7034733	
Number and street (or P O box number if mail is not delivered to street address) P O BOX 1501, NJ2-130-03-31		Room/suite	B Telephone number (see instructions) 609-274-6834	
City or town, state or province, country, and ZIP or foreign postal code PENNINGTON NJ 08534-1501		C If exemption application is pending, check here <input type="checkbox"/>		
Foreign country name Foreign province/state/country Foreign postal code		D 1. Foreign organizations, check here <input type="checkbox"/> 2. Foreign organizations meeting the 85% test, check here and attach computation <input type="checkbox"/>		
G Check all that apply <input type="checkbox"/> Initial return <input type="checkbox"/> Initial return of a former public charity <input type="checkbox"/> Final return <input type="checkbox"/> Amended return <input type="checkbox"/> Address change <input type="checkbox"/> Name change		E If private foundation status was terminated under section 507(b)(1)(A), check here <input type="checkbox"/>		
H Check type of organization <input checked="" type="checkbox"/> Section 501(c)(3) exempt private foundation <input type="checkbox"/> Section 4947(a)(1) nonexempt charitable trust <input type="checkbox"/> Other taxable private foundation		F If the foundation is in a 60-month termination under section 507(b)(1)(B), check here <input type="checkbox"/>		
I Fair market value of all assets at end of year (from Part II, col (c), line 16) ▶ \$ 3,023,543		J Accounting method <input checked="" type="checkbox"/> Cash <input type="checkbox"/> Accrual <input type="checkbox"/> Other (specify) _____ (Part I, column (d) must be on cash basis)		

Part I Analysis of Revenue and Expenses (The total of amounts in columns (b), (c), and (d) may not necessarily equal the amounts in column (a) (see instructions))		(a) Revenue and expenses per books	(b) Net investment income	(c) Adjusted net income	(d) Disbursements for charitable purposes (cash basis only)
Revenue	1 Contributions, gifts, grants, etc., received (attach schedule)				
	2 Check <input checked="" type="checkbox"/> if the foundation is not required to attach Sch B				
	3 Interest on savings and temporary cash investments				
	4 Dividends and interest from securities	54,829	53,858		
	5a Gross rents				
	b Net rental income or (loss)				
	6a Net gain or (loss) from sale of assets not on line 10	-104,930			
	b Gross sales price for all assets on line 6a 1,533,191				
	7 Capital gain net income (from Part IV, line 2)				
	8 Net short-term capital gain				
	9 Income modifications				
	10a Gross sales less returns and allowances				
b Less Cost of goods sold					
c Gross profit or (loss) (attach schedule)					
11 Other income (attach schedule)	20,800	20,800			
12 Total. Add lines 1 through 11	-29,301	74,658	0		
Operating and Administrative Expenses	13 Compensation of officers, directors, trustees, etc				
	14 Other employee salaries and wages				
	15 Pension plans, employee benefits				
	16a Legal fees (attach schedule)				
	b Accounting fees (attach schedule)				
	c Other professional fees (attach schedule)	20,832	12,499		8,333
	17 Interest				
	18 Taxes (attach schedule) (see instructions)	2,639	781		
	19 Depreciation (attach schedule) and depletion				
	20 Occupancy				
	21 Travel, conferences, and meetings				
	22 Printing and publications				
	23 Other expenses (attach schedule)	857	842		15
	24 Total operating and administrative expenses. Add lines 13 through 23	24,328	14,122	0	8,348
	25 Contributions, gifts, grants paid	148,700			148,700
26 Total expenses and disbursements. Add lines 24 and 25	173,028	14,122	0	157,048	
27 Subtract line 26 from line 12					
a Excess of revenue over expenses and disbursements	-202,329				
b Net investment income (if negative, enter -0-)		60,536			
c Adjusted net income (if negative, enter -0-)			0		

For Paperwork Reduction Act Notice, see instructions.
HTA

Form 990-PF (2016)

SCANNED NOV 15 2017



946 7

Part II Balance Sheets		Attached schedules and amounts in the description column should be for end-of-year amounts only (See instructions)			
		Beginning of year	End of year		
		(a) Book Value	(b) Book Value	(c) Fair Market Value	
Assets	1	Cash—non-interest-bearing	566	1,570	1,570
	2	Savings and temporary cash investments	75,561	93,805	93,805
	3	Accounts receivable ▶			
		Less allowance for doubtful accounts ▶			
	4	Pledges receivable ▶			
		Less allowance for doubtful accounts ▶			
	5	Grants receivable			
	6	Receivables due from officers, directors, trustees, and other disqualified persons (attach schedule) (see instructions)			
	7	Other notes and loans receivable (attach schedule) ▶			
		Less allowance for doubtful accounts ▶			
	8	Inventories for sale or use			
	9	Prepaid expenses and deferred charges			
	10a	Investments—U S and state government obligations (attach schedule)			
	b	Investments—corporate stock (attach schedule)	2,391,022	2,248,153	2,712,741
	c	Investments—corporate bonds (attach schedule)			
	11	Investments—land, buildings, and equipment basis ▶			
	Less accumulated depreciation (attach schedule) ▶				
12	Investments—mortgage loans				
13	Investments—other (attach schedule)		33,496	41,062	
14	Land, buildings, and equipment basis ▶				
	Less accumulated depreciation (attach schedule) ▶				
15	Other assets (describe ▶ SEE ATTACHED)	276,890	156,380	174,365	
16	Total assets (to be completed by all filers—see the instructions Also, see page 1, item I)	2,744,039	2,533,404	3,023,543	
Liabilities	17	Accounts payable and accrued expenses			
	18	Grants payable			
	19	Deferred revenue			
	20	Loans from officers, directors, trustees, and other disqualified persons			
	21	Mortgages and other notes payable (attach schedule)			
	22	Other liabilities (describe ▶)			
	23	Total liabilities (add lines 17 through 22)	0	0	
Net Assets or Fund Balances	Foundations that follow SFAS 117, check here and complete lines 24 through 26 and lines 30 and 31. <input type="checkbox"/>				
	24	Unrestricted			
	25	Temporarily restricted			
	26	Permanently restricted			
	Foundations that do not follow SFAS 117, check here and complete lines 27 through 31. <input checked="" type="checkbox"/>				
	27	Capital stock, trust principal, or current funds	2,744,039	2,533,404	
	28	Paid-in or capital surplus, or land, bldg, and equipment fund			
29	Retained earnings, accumulated income, endowment, or other funds				
30	Total net assets or fund balances (see instructions)	2,744,039	2,533,404		
31	Total liabilities and net assets/fund balances (see instructions)	2,744,039	2,533,404		

Part III Analysis of Changes in Net Assets or Fund Balances			
1	Total net assets or fund balances at beginning of year—Part II, column (a), line 30 (must agree with end-of-year figure reported on prior year's return)	1	2,744,039
2	Enter amount from Part I, line 27a	2	-202,329
3	Other increases not included in line 2 (itemize) ▶ See Attached Statement	3	6,844
4	Add lines 1, 2, and 3	4	2,548,554
5	Decreases not included in line 2 (itemize) ▶ See Attached Statement	5	15,150
6	Total net assets or fund balances at end of year (line 4 minus line 5)—Part II, column (b), line 30	6	2,533,404

Part IV Capital Gains and Losses for Tax on Investment Income

(a) List and describe the kind(s) of property sold (e.g., real estate, 2-story brick warehouse, or common stock, 200 shs MLC Co)		(b) How acquired P—Purchase D—Donation	(c) Date acquired (mo., day, yr.)	(d) Date sold (mo., day, yr.)
1a See Attached Statement				
b				
c				
d				
e				
(e) Gross sales price	(f) Depreciation allowed (or allowable)	(g) Cost or other basis plus expense of sale	(h) Gain or (loss) (e) plus (f) minus (g)	
a				
b				
c				
d				
e				
Complete only for assets showing gain in column (h) and owned by the foundation on 12/31/69			(i) Gains (Col (h) gain minus col (k), but not less than -0- or Losses (from col (h)))	
(i) FMV as of 12/31/69	(j) Adjusted basis as of 12/31/69	(k) Excess of col (i) over col (j), if any		
a				
b				
c				
d				
e				
2	Capital gain net income or (net capital loss) { If gain, also enter in Part I, line 7 If (loss), enter -0- in Part I, line 7 }		2	-104,930
3	Net short-term capital gain or (loss) as defined in sections 1222(5) and (6) If gain, also enter in Part I, line 8, column (c) (see instructions) If (loss), enter -0- in Part I, line 8 }		3	0

Part V Qualification Under Section 4940(e) for Reduced Tax on Net Investment Income

(For optional use by domestic private foundations subject to the section 4940(a) tax on net investment income.)

If section 4940(d)(2) applies, leave this part blank

Was the foundation liable for the section 4942 tax on the distributable amount of any year in the base period? Yes No
If "Yes," the foundation does not qualify under section 4940(e). Do not complete this part.

1 Enter the appropriate amount in each column for each year, see the instructions before making any entries

(a) Base period years Calendar year (or tax year beginning in)	(b) Adjusted qualifying distributions	(c) Net value of noncharitable-use assets	(d) Distribution ratio (col (b) divided by col (c))
2015	150,108	3,222,999	0.046574
2014	138,276	3,162,742	0.043720
2013	132,736	2,821,087	0.047051
2012	117,258	2,714,951	0.043190
2011	99,622	2,596,136	0.038373
2	Total of line 1, column (d)		2 0.218908
3	Average distribution ratio for the 5-year base period—divide the total on line 2 by 5, or by the number of years the foundation has been in existence if less than 5 years		3 0.043782
4	Enter the net value of noncharitable-use assets for 2016 from Part X, line 5		4 2,927,016
5	Multiply line 4 by line 3		5 128,151
6	Enter 1% of net investment income (1% of Part I, line 27b)		6 605
7	Add lines 5 and 6		7 128,756
8	Enter qualifying distributions from Part XII, line 4 If line 8 is equal to or greater than line 7, check the box in Part VI, line 1b, and complete that part using a 1% tax rate. See the Part VI instructions		8 157,048

Part VI Excise Tax Based on Investment Income (Section 4940(a), 4940(b), 4940(e), or 4948—see instructions)

1a	Exempt operating foundations described in section 4940(d)(2), check here <input type="checkbox"/> and enter "N/A" on line 1 Date of ruling or determination letter _____ (attach copy of letter if necessary—see instructions)			
b	Domestic foundations that meet the section 4940(e) requirements in Part V, check here <input checked="" type="checkbox"/> and enter 1% of Part I, line 27b	1	605	
c	All other domestic foundations enter 2% of line 27b Exempt foreign organizations enter 4% of Part I, line 12, col (b)			
2	Tax under section 511 (domestic section 4947(a)(1) trusts and taxable foundations only Others enter -0-)	2	0	
3	Add lines 1 and 2	3	605	
4	Subtitle A (income) tax (domestic section 4947(a)(1) trusts and taxable foundations only Others enter -0-)	4		
5	Tax based on investment income. Subtract line 4 from line 3 If zero or less, enter -0-	5	605	
6	Credits/Payments			
a	2016 estimated tax payments and 2015 overpayment credited to 2016	6a	1,858	
b	Exempt foreign organizations—tax withheld at source	6b		
c	Tax paid with application for extension of time to file (Form 8868)	6c		
d	Backup withholding erroneously withheld	6d		
7	Total credits and payments Add lines 6a through 6d	7	1,858	
8	Enter any penalty for underpayment of estimated tax Check here <input type="checkbox"/> if Form 2220 is attached	8		
9	Tax due. If the total of lines 5 and 8 is more than line 7, enter amount owed	9	0	
10	Overpayment. If line 7 is more than the total of lines 5 and 8, enter the amount overpaid	10	1,253	
11	Enter the amount of line 10 to be Credited to 2017 estimated tax <input type="checkbox"/> Refunded <input type="checkbox"/>	11	1,253	

Part VII-A Statements Regarding Activities

	Yes	No
1a During the tax year, did the foundation attempt to influence any national, state, or local legislation or did it participate or intervene in any political campaign?		X
b Did it spend more than \$100 during the year (either directly or indirectly) for political purposes (see Instructions for the definition)? <i>If the answer is "Yes" to 1a or 1b, attach a detailed description of the activities and copies of any materials published or distributed by the foundation in connection with the activities</i>		X
c Did the foundation file Form 1120-POL for this year?		X
d Enter the amount (if any) of tax on political expenditures (section 4955) imposed during the year (1) On the foundation <input type="checkbox"/> \$ _____ (2) On foundation managers <input type="checkbox"/> \$ _____		
e Enter the reimbursement (if any) paid by the foundation during the year for political expenditure tax imposed on foundation managers <input type="checkbox"/> \$ _____		
2 Has the foundation engaged in any activities that have not previously been reported to the IRS? <i>If "Yes," attach a detailed description of the activities</i>		X
3 Has the foundation made any changes, not previously reported to the IRS, in its governing instrument, articles of incorporation, or bylaws, or other similar instruments? <i>If "Yes," attach a conformed copy of the changes</i>		X
4a Did the foundation have unrelated business gross income of \$1,000 or more during the year?		X
b If "Yes," has it filed a tax return on Form 990-T for this year?	N/A	
5 Was there a liquidation, termination, dissolution, or substantial contraction during the year? <i>If "Yes," attach the statement required by General Instruction T</i>		X
6 Are the requirements of section 508(e) (relating to sections 4941 through 4945) satisfied either • By language in the governing instrument, or • By state legislation that effectively amends the governing instrument so that no mandatory directions that conflict with the state law remain in the governing instrument?	X	
7 Did the foundation have at least \$5,000 in assets at any time during the year? <i>If "Yes," complete Part II, col (c), and Part XV</i>	X	
8a Enter the states to which the foundation reports or with which it is registered (see instructions) <input type="checkbox"/> IL		
b If the answer is "Yes" to line 7, has the foundation furnished a copy of Form 990-PF to the Attorney General (or designate) of each state as required by <i>General Instruction G</i> ? <i>If "No," attach explanation</i>	X	
9 Is the foundation claiming status as a private operating foundation within the meaning of section 4942(j)(3) or 4942(j)(5) for calendar year 2016 or the taxable year beginning in 2016 (see instructions for Part XIV)? <i>If "Yes," complete Part XIV</i>		X
10 Did any persons become substantial contributors during the tax year? <i>If "Yes," attach a schedule listing their names and addresses</i>		X

Part VII-A Statements Regarding Activities (continued)

11	At any time during the year, did the foundation, directly or indirectly, own a controlled entity within the meaning of section 512(b)(13)? If "Yes," attach schedule (see instructions)	Yes	No
12	Did the foundation make a distribution to a donor advised fund over which the foundation or a disqualified person had advisory privileges? If "Yes," attach statement (see instructions)		X
13	Did the foundation comply with the public inspection requirements for its annual returns and exemption application? Website address ▶ N/A	X	
14	The books are in care of ▶ UST-MLT, A DIVISION OF BANK OF AMERICA, N Telephone no ▶ 609-274-6834 Located at ▶ 1300 MERRILL LYNCH DRIVE PENNINGTON NJ ZIP+4 ▶ 08534-1501		
15	Section 4947(a)(1) nonexempt charitable trusts filing Form 990-PF in lieu of Form 1041—Check here and enter the amount of tax-exempt interest received or accrued during the year ▶ 15		
16	At any time during calendar year 2016, did the foundation have an interest in or a signature or other authority over a bank, securities, or other financial account in a foreign country? See the instructions for exceptions and filing requirements for FinCEN Form 114. If "Yes," enter the name of the foreign country ▶	Yes	No
			X

Part VII-B Statements Regarding Activities for Which Form 4720 May Be Required

File Form 4720 if any item is checked in the "Yes" column, unless an exception applies.

	Yes	No
1a During the year did the foundation (either directly or indirectly)		
(1) Engage in the sale or exchange, or leasing of property with a disqualified person? <input type="checkbox"/> Yes <input checked="" type="checkbox"/> No		
(2) Borrow money from, lend money to, or otherwise extend credit to (or accept it from) a disqualified person? <input type="checkbox"/> Yes <input checked="" type="checkbox"/> No		
(3) Furnish goods, services, or facilities to (or accept them from) a disqualified person? <input type="checkbox"/> Yes <input checked="" type="checkbox"/> No		
(4) Pay compensation to, or pay or reimburse the expenses of, a disqualified person? <input type="checkbox"/> Yes <input checked="" type="checkbox"/> No		
(5) Transfer any income or assets to a disqualified person (or make any of either available for the benefit or use of a disqualified person)? <input type="checkbox"/> Yes <input checked="" type="checkbox"/> No		
(6) Agree to pay money or property to a government official? (Exception. Check "No" if the foundation agreed to make a grant to or to employ the official for a period after termination of government service, if terminating within 90 days) <input type="checkbox"/> Yes <input checked="" type="checkbox"/> No		
b If any answer is "Yes" to 1a(1)–(6), did any of the acts fail to qualify under the exceptions described in Regulations section 53.4941(d)-3 or in a current notice regarding disaster assistance (see instructions)? Organizations relying on a current notice regarding disaster assistance check here ▶ <input type="checkbox"/>	1b	N/A
c Did the foundation engage in a prior year in any of the acts described in 1a, other than excepted acts, that were not corrected before the first day of the tax year beginning in 2016?	1c	X
2 Taxes on failure to distribute income (section 4942) (does not apply for years the foundation was a private operating foundation defined in section 4942(j)(3) or 4942(j)(5))		
a At the end of tax year 2016, did the foundation have any undistributed income (lines 6d and 6e, Part XIII) for tax year(s) beginning before 2016? <input type="checkbox"/> Yes <input checked="" type="checkbox"/> No If "Yes," list the years ▶ 20____, 20____, 20____, 20____		
b Are there any years listed in 2a for which the foundation is not applying the provisions of section 4942(a)(2) (relating to incorrect valuation of assets) to the year's undistributed income? (If applying section 4942(a)(2) to all years listed, answer "No" and attach statement—see instructions)	2b	N/A
c If the provisions of section 4942(a)(2) are being applied to any of the years listed in 2a, list the years here ▶ 20____, 20____, 20____, 20____		
3a Did the foundation hold more than a 2% direct or indirect interest in any business enterprise at any time during the year? <input type="checkbox"/> Yes <input checked="" type="checkbox"/> No		
b If "Yes," did it have excess business holdings in 2016 as a result of (1) any purchase by the foundation or disqualified persons after May 26, 1969, (2) the lapse of the 5-year period (or longer period approved by the Commissioner under section 4943(c)(7)) to dispose of holdings acquired by gift or bequest, or (3) the lapse of the 10-, 15-, or 20-year first phase holding period? (Use Schedule C, Form 4720, to determine if the foundation had excess business holdings in 2016)	3b	N/A
4a Did the foundation invest during the year any amount in a manner that would jeopardize its charitable purposes?	4a	X
b Did the foundation make any investment in a prior year (but after December 31, 1969) that could jeopardize its charitable purpose that had not been removed from jeopardy before the first day of the tax year beginning in 2016?	4b	X

Part VII-B Statements Regarding Activities for Which Form 4720 May Be Required (continued)

5a During the year did the foundation pay or incur any amount to

(1) Carry on propaganda, or otherwise attempt to influence legislation (section 4945(e))? Yes No

(2) Influence the outcome of any specific public election (see section 4955), or to carry on, directly or indirectly, any voter registration drive? Yes No

(3) Provide a grant to an individual for travel, study, or other similar purposes? Yes No

(4) Provide a grant to an organization other than a charitable, etc., organization described in section 4945(d)(4)(A)? (see instructions) Yes No

(5) Provide for any purpose other than religious, charitable, scientific, literary, or educational purposes, or for the prevention of cruelty to children or animals? Yes No

b If any answer is "Yes" to 5a(1)–(5), did any of the transactions fail to qualify under the exceptions described in Regulations section 53.4945 or in a current notice regarding disaster assistance (see instructions)? Yes No
 Organizations relying on a current notice regarding disaster assistance check here

c If the answer is "Yes" to question 5a(4), does the foundation claim exemption from the tax because it maintained expenditure responsibility for the grant? Yes No
 If "Yes," attach the statement required by Regulations section 53.4945–5(d) N/A

6a Did the foundation, during the year, receive any funds, directly or indirectly, to pay premiums on a personal benefit contract? Yes No

b Did the foundation, during the year, pay premiums, directly or indirectly, on a personal benefit contract? Yes No
 If "Yes" to 6b, file Form 8870

7a At any time during the tax year, was the foundation a party to a prohibited tax shelter transaction? Yes No

b If "Yes," did the foundation receive any proceeds or have any net income attributable to the transaction? Yes No

Part VIII Information About Officers, Directors, Trustees, Foundation Managers, Highly Paid Employees, and Contractors

1 List all officers, directors, trustees, foundation managers and their compensation (see instructions).

(a) Name and address	(b) Title, and average hours per week devoted to position	(c) Compensation (If not paid, enter -0-)	(d) Contributions to employee benefit plans and deferred compensation	(e) Expense account, other allowances
GYLENE R NASS 130 N LINCOLN AVE LOMBARD, IL 60148	CO-TRUSTEE 5 00	0		
DAVID T NASS 130 N LINCOLN AVE LOMBARD, IL 60148	CO-TRUSTEE 5 00	0		

2 Compensation of five highest-paid employees (other than those included on line 1—see instructions). If none, enter "NONE."

(a) Name and address of each employee paid more than \$50,000	(b) Title, and average hours per week devoted to position	(c) Compensation	(d) Contributions to employee benefit plans and deferred compensation	(e) Expense account, other allowances
NONE				

Total number of other employees paid over \$50,000 ▶ 0

Part VIII Information About Officers, Directors, Trustees, Foundation Managers, Highly Paid Employees, and Contractors (continued)

3 Five highest-paid independent contractors for professional services (see instructions). If none, enter "NONE."

(a) Name and address of each person paid more than \$50,000	(b) Type of service	(c) Compensation
NONE		
.....		
.....		
.....		
.....		
Total number of others receiving over \$50,000 for professional services		▶

Part IX-A Summary of Direct Charitable Activities

List the foundation's four largest direct charitable activities during the tax year. Include relevant statistical information such as the number of organizations and other beneficiaries served, conferences convened, research papers produced, etc.	Expenses
1 NONE	
2	
3	
4	

Part IX-B Summary of Program-Related Investments (see instructions)

Describe the two largest program-related investments made by the foundation during the tax year on lines 1 and 2	Amount
1 NONE	
2	
All other program-related investments See instructions	
3 NONE	
Total. Add lines 1 through 3	▶ 0

Part X Minimum Investment Return (All domestic foundations must complete this part. Foreign foundations, see instructions)

1	Fair market value of assets not used (or held for use) directly in carrying out charitable, etc , purposes		
a	Average monthly fair market value of securities	1a	2,862,286
b	Average of monthly cash balances	1b	109,304
c	Fair market value of all other assets (see instructions)	1c	
d	Total (add lines 1a, b, and c)	1d	2,971,590
e	Reduction claimed for blockage or other factors reported on lines 1a and 1c (attach detailed explanation)	1e	
2	Acquisition indebtedness applicable to line 1 assets	2	
3	Subtract line 2 from line 1d	3	2,971,590
4	Cash deemed held for charitable activities Enter 1½ % of line 3 (for greater amount, see instructions)	4	44,574
5	Net value of noncharitable-use assets. Subtract line 4 from line 3 Enter here and on Part V, line 4	5	2,927,016
6	Minimum investment return. Enter 5% of line 5	6	146,351

Part XI Distributable Amount (see instructions) (Section 4942(j)(3) and (j)(5) private operating foundations and certain foreign organizations check here and do not complete this part)

1	Minimum investment return from Part X, line 6	1	146,351
2a	Tax on investment income for 2016 from Part VI, line 5	2a	605
b	Income tax for 2016 (This does not include the tax from Part VI)	2b	
c	Add lines 2a and 2b	2c	605
3	Distributable amount before adjustments Subtract line 2c from line 1	3	145,746
4	Recoveries of amounts treated as qualifying distributions	4	
5	Add lines 3 and 4	5	145,746
6	Deduction from distributable amount (see instructions)	6	
7	Distributable amount as adjusted Subtract line 6 from line 5 Enter here and on Part XIII, line 1	7	145,746

Part XII Qualifying Distributions (see instructions)

1	Amounts paid (including administrative expenses) to accomplish charitable, etc , purposes		
a	Expenses, contributions, gifts, etc —total from Part I, column (d), line 26	1a	157,048
b	Program-related investments—total from Part IX-B	1b	
2	Amounts paid to acquire assets used (or held for use) directly in carrying out charitable, etc , purposes	2	
3	Amounts set aside for specific charitable projects that satisfy the		
a	Suitability test (prior IRS approval required)	3a	
b	Cash distribution test (attach the required schedule)	3b	
4	Qualifying distributions. Add lines 1a through 3b Enter here and on Part V, line 8, and Part XIII, line 4	4	157,048
5	Foundations that qualify under section 4940(e) for the reduced rate of tax on net investment income Enter 1% of Part I, line 27b (see instructions)	5	605
6	Adjusted qualifying distributions. Subtract line 5 from line 4	6	156,443

Note. The amount on line 6 will be used in Part V, column (b), in subsequent years when calculating whether the foundation qualifies for the section 4940(e) reduction of tax in those years

Part XIII Undistributed Income (see instructions)

	(a) Corpus	(b) Years prior to 2015	(c) 2015	(d) 2016
1 Distributable amount for 2016 from Part XI, line 7				145,746
2 Undistributed income, if any, as of the end of 2016				
a Enter amount for 2015 only			149,799	
b Total for prior years 20____, 20____, 20____				
3 Excess distributions carryover, if any, to 2016				
a From 2011				
b From 2012				
c From 2013				
d From 2014				
e From 2015				
f Total of lines 3a through e	0			
4 Qualifying distributions for 2016 from Part XII, line 4 ▶ \$ 157,048				
a Applied to 2015, but not more than line 2a			149,799	
b Applied to undistributed income of prior years (Election required—see instructions)				
c Treated as distributions out of corpus (Election required—see instructions)				
d Applied to 2016 distributable amount				7,249
e Remaining amount distributed out of corpus				
5 Excess distributions carryover applied to 2016 (If an amount appears in column (d), the same amount must be shown in column (a))				
6 Enter the net total of each column as indicated below:				
a Corpus Add lines 3f, 4c, and 4e Subtract line 5	0			
b Prior years' undistributed income Subtract line 4b from line 2b		0		
c Enter the amount of prior years' undistributed income for which a notice of deficiency has been issued, or on which the section 4942(a) tax has been previously assessed				
d Subtract line 6c from line 6b Taxable amount—see instructions				
e Undistributed income for 2015 Subtract line 4a from line 2a Taxable amount—see instructions				0
f Undistributed income for 2016 Subtract lines 4d and 5 from line 1 This amount must be distributed in 2017				138,497
7 Amounts treated as distributions out of corpus to satisfy requirements imposed by section 170(b)(1)(F) or 4942(g)(3) (Election may be required—see instructions)				
8 Excess distributions carryover from 2011 not applied on line 5 or line 7 (see instructions)				
9 Excess distributions carryover to 2017. Subtract lines 7 and 8 from line 6a				
10 Analysis of line 9				
a Excess from 2012				
b Excess from 2013				
c Excess from 2014				
d Excess from 2015				
e Excess from 2016				

Part XIV Private Operating Foundations (see instructions and Part VII-A, question 9) **N/A**

1a If the foundation has received a ruling or determination letter that it is a private operating foundation, and the ruling is effective for 2016, enter the date of the ruling ▶

b Check box to indicate whether the foundation is a private operating foundation described in section 4942(j)(3) or 4942(j)(5)

2a Enter the lesser of the adjusted net income from Part I or the minimum investment return from Part X for each year listed

	Tax year				(e) Total
	(a) 2016	(b) 2015	(c) 2014	(d) 2013	
b 85% of line 2a					0
c Qualifying distributions from Part XII, line 4 for each year listed					0
d Amounts included in line 2c not used directly for active conduct of exempt activities					0
e Qualifying distributions made directly for active conduct of exempt activities Subtract line 2d from line 2c					0
3 Complete 3a, b, or c for the alternative test relied upon					
a "Assets" alternative test—enter					
(1) Value of all assets					0
(2) Value of assets qualifying under section 4942(j)(3)(B)(i)					0
b "Endowment" alternative test—enter 2/3 of minimum investment return shown in Part X, line 6 for each year listed					0
c "Support" alternative test—enter					
(1) Total support other than gross investment income (interest, dividends, rents, payments on securities loans (section 512(a)(5)), or royalties)					0
(2) Support from general public and 5 or more exempt organizations as provided in section 4942(j)(3)(B)(iii)					0
(3) Largest amount of support from an exempt organization					0
(4) Gross investment income					0

Part XV Supplementary Information (Complete this part only if the foundation had \$5,000 or more in assets at any time during the year—see instructions.)

1 Information Regarding Foundation Managers:

a List any managers of the foundation who have contributed more than 2% of the total contributions received by the foundation before the close of any tax year (but only if they have contributed more than \$5,000) (See section 507(d)(2))

NONE

b List any managers of the foundation who own 10% or more of the stock of a corporation (or an equally large portion of the ownership of a partnership or other entity) of which the foundation has a 10% or greater interest

NONE

2 Information Regarding Contribution, Grant, Gift, Loan, Scholarship, etc., Programs:

Check here if the foundation only makes contributions to preselected charitable organizations and does not accept unsolicited requests for funds. If the foundation makes gifts, grants, etc. (see instructions) to individuals or organizations under other conditions, complete items 2a, b, c, and d

a The name, address, and telephone number or e-mail address of the person to whom applications should be addressed

b The form in which applications should be submitted and information and materials they should include

c Any submission deadlines

d Any restrictions or limitations on awards, such as by geographical areas, charitable fields, kinds of institutions, or other factors

Part XV Supplementary Information (continued)

3 Grants and Contributions Paid During the Year or Approved for Future Payment

Recipient	If recipient is an individual, show any relationship to any foundation manager or substantial contributor	Foundation status of recipient	Purpose of grant or contribution	Amount
Name and address (home or business)				
<p>a <i>Paid during the year</i> See Attached Statement</p>				
Total			▶ 3a	148,700
<p>b <i>Approved for future payment</i> NONE</p>				
Total			▶ 3b	0

THE FERMATA CHARITABLE FOUNDATION

20-7034733 Page 1 of 4

Continuation of Part XV, Line 3a (990-PF) - Grants and Contributions Paid During the Year

Recipient(s) paid during the year

Name

St Paul Lutheran Church

Street

545 S Ardmore Ave

City

Villa Park

State

IL

Zip Code

60181

Foreign Country**Relationship**

NONE

Foundation Status

PC

Purpose of grant/contribution

GENERAL OPERATING

Amount

44,500

Name

Arc Of Iowa

Street

680 2Nd Street Se No 200

City

Cedar Rapids

State

IA

Zip Code

52401-2006

Foreign Country**Relationship**

NONE

Foundation Status

PC

Purpose of grant/contribution

GENERAL OPERATING

Amount

4,000

Name

Augustana College

Street

639 38Th St

City

Rock Island

State

IL

Zip Code

61201-2210

Foreign Country**Relationship**

NONE

Foundation Status

PC

Purpose of grant/contribution

GENERAL OPERATING

Amount

4,000

Name

Bridge Communities

Street

505 Crescent Blvd

City

Glen Ellyn

State

IL

Zip Code

60137

Foreign Country**Relationship**

NONE

Foundation Status

PC

Purpose of grant/contribution

GENERAL OPERATING

Amount

6,000

Name

Chicago Area Runners Assoc

Street

549 W Randolph

City

Chicago

State

IL

Zip Code

60661-2208

Foreign Country**Relationship**

NONE

Foundation Status

PC

Purpose of grant/contribution

GENERAL OPERATING

Amount

3,000

Name

The Catherine McAuley Center

Street

866 4th Ave SE

City

Cedar Rapids

State

IA

Zip Code

52403

Foreign Country**Relationship**

NONE

Foundation Status

PC

Purpose of grant/contribution

GENERAL OPERATING

Amount

7,000

THE FERMATA CHARITABLE FOUNDATION

20-7034733 Page 2 of 4

Continuation of Part XV, Line 3a (990-PF) - Grants and Contributions Paid During the Year

Recipient(s) paid during the year

Name

Chicago Scholars Foundation

Street

55 E Jackson Blvd Ste 1010

City

Chicago

State

IL

Zip Code

60604-4413

Foreign Country**Relationship**

NONE

Foundation Status

PC

Purpose of grant/contribution

GENERAL OPERATING

Amount

5,000

Name

Common Threads Farm

Street

516 E North St

City

Bellingham

State

WA

Zip Code

98225-3521

Foreign Country**Relationship**

NONE

Foundation Status

PC

Purpose of grant/contribution

GENERAL OPERATING

Amount

6,000

Name

Community Housing Advocacy and Development

Street

531 E Roosevelt Rd , Ste 200

City

Wheaton

State

IL

Zip Code

60187

Foreign Country**Relationship**

NONE

Foundation Status

PC

Purpose of grant/contribution

GENERAL OPERATING

Amount

4,000

Name

Dupage P A D S Inc

Street

601 W Liberty Dr

City

Wheaton

State

IL

Zip Code

60187-4940

Foreign Country**Relationship**

NONE

Foundation Status

PC

Purpose of grant/contribution

GENERAL OPERATING

Amount

7,000

Name

Emerald City Theatre Company

Street

2936 N Southport Ave

City

Chicago

State

IL

Zip Code

60657-4120

Foreign Country**Relationship**

NONE

Foundation Status

PC

Purpose of grant/contribution

GENERAL OPERATING

Amount

1,000

Name

Family Shelter Service, Inc

Street

605 E Roosevelt Road

City

Wheaton

State

IL

Zip Code

60187

Foreign Country**Relationship**

NONE

Foundation Status

PC

Purpose of grant/contribution

GENERAL OPERATING

Amount

3,000

THE FERMATA CHARITABLE FOUNDATION

20-7034733 Page 3 of 4

Continuation of Part XV, Line 3a (990-PF) - Grants and Contributions Paid During the Year

Recipient(s) paid during the year

Name

Gardenworks Project

Street

4N307 Knollcreek Dr

City

Saint Charles

State

IL

Zip Code

60175-4708

Foreign Country**Relationship**

NONE

Foundation Status

PC

Purpose of grant/contribution

GENERAL OPERATING

Amount

3,000

Name

Holden Village

Street

Hc 0 Box 2

City

Chelan

State

WA

Zip Code

98816-9769

Foreign Country**Relationship**

NONE

Foundation Status

PC

Purpose of grant/contribution

GENERAL OPERATING

Amount

4,000

Name

John Day Historical Preservation Foundation Inc

Street

Po Box 367

City

John Day

State

OR

Zip Code

97845-0367

Foreign Country**Relationship**

NONE

Foundation Status

PC

Purpose of grant/contribution

GENERAL OPERATING

Amount

1,000

Name

Juvenile Diabetes Research Foundation International

Street

11 South LaSalle Street Suite 1800

City

Chicago

State

IL

Zip Code

60603

Foreign Country**Relationship**

NONE

Foundation Status

PC

Purpose of grant/contribution

GENERAL OPERATING

Amount

5,000

Name

Love Inc Of Western Suburbs Chicago

Street

P O Box 50

City

Clarendon Hills

State

IL

Zip Code

60514

Foreign Country**Relationship**

NONE

Foundation Status

PC

Purpose of grant/contribution

GENERAL OPERATING

Amount

2,000

Name

Misericordia Home

Street

2001 W Devon Ave

City

Chicago

State

IL

Zip Code

60659-2103

Foreign Country**Relationship**

NONE

Foundation Status

PC

Purpose of grant/contribution

GENERAL OPERATING

Amount

4,000

THE FERMATA CHARITABLE FOUNDATION

20-7034733 Page 4 of 4

Continuation of Part XV, Line 3a (990-PF) - Grants and Contributions Paid During the Year

Recipient(s) paid during the year

Name

Name Of Dupage County Illinois

Street

115 N. County Farm Rd

City

Wheaton

State

IL

Zip Code

60187-4590

Foreign Country**Relationship**

NONE

Foundation Status

PC

Purpose of grant/contribution

GENERAL OPERATING

Amount

6,000

Name

Northern Illinois Food Bank

Street

273 Dearborn Court

City

Geneva

State

IL

Zip Code

60134

Foreign Country**Relationship**

NONE

Foundation Status

PC

Purpose of grant/contribution

GENERAL OPERATING

Amount

15,000

Name

Scarce

Street

799 Roosevelt Rd

City

Glen Ellyn

State

IL

Zip Code

60137-5908

Foreign Country**Relationship**

NONE

Foundation Status

PC

Purpose of grant/contribution

GENERAL OPERATING

Amount

5,000

Name

St Paul Christian Day Care

Street

545 S Ardmore Ave

City

Villa Park

State

IL

Zip Code

60181

Foreign Country**Relationship**

NONE

Foundation Status

PC

Purpose of grant/contribution

GENERAL OPERATING

Amount

1,200

Name

Watts Of Love

Street

784 Oak Creek Dr

City

Lombard

State

IL

Zip Code

60148-6403

Foreign Country**Relationship**

NONE

Foundation Status

PC

Purpose of grant/contribution

GENERAL OPERATING

Amount

5,000

Name

Youth Guidance

Street

1 N LaSalle St, Suite 900

City

Chicago

State

IL

Zip Code

60602

Foreign Country**Relationship**

NONE

Foundation Status

PC

Purpose of grant/contribution

GENERAL OPERATING

Amount

3,000

Part I, Line 6 (990-PF) - Gain/Loss from Sale of Assets Other Than Inventory

Description	CUSIP #	Check "X" to include in Part IV	Purchaser	Check "X" if Purchaser is a Business	Acquisition Method	Date Acquired	Date Sold	Capital Gains/Losses		Gross Sales	Valuation Method	Expense of Sale and Cost of Improvements	Depreciation	Adjustments	Net Gain or Loss
								Gross Price	Other Basis						
1 ALLIANCEBERNSTEIN HLDG	01881G106	X			1/17/2014	1/20/2016	1,801	2,449	1,533,191						-648
2 ALPHABET INC SHS CLA	02079K305	X			7/31/2013	7/26/2016	2,263	1,343	0						920
3 ALPHABET INC SHS CLA	02079K305	X			7/31/2013	9/26/2016	3,207	2,184							1,043
4 ALPHABET INC SHS CLA	02079K305	X			7/31/2013	7/21/16	7,215	4,029							3,186
5 APPLE INC	037833100	X			11/12/2012	7/26/2016	2,520	2,035							485
6 APPLE INC	037833100	X			10/24/2011	7/26/2016	10,566	6,292							4,274
7 APPLE INC	037833100	X			1/13/2016	9/26/2016	3,273	2,856							417
8 APPLE INC	037833100	X			11/12/2012	9/26/2016	226	157							69
9 APPLE INC	037833100	X			2/6/2013	9/26/2016	6,320	3,663							2,657
10 AUTOMATIC DATA PROC	033013103	X			5/9/2013	7/3/2016	4,868	3,117							1,751
11 AUTOMATIC DATA PROC	033013103	X			9/13/2013	9/26/2016	818	451							367
12 AUTOMATIC DATA PROC	033013103	X			5/9/2013	9/26/2016	5,210	3,505							1,705
13 CHUBB LTD	H1467J104	X			1/13/2010	9/26/2016	124	48							76
14 CHECK POINT SOFTWARE TE	M22465104	X			1/12/2016	1/19/2016	1,067	1,092							-25
15 CHECK POINT SOFTWARE TE	M22465104	X			4/13/2016	7/8/2016	6,334	6,008							326
16 CHECK POINT SOFTWARE TE	M22465104	X			7/2/2015	7/8/2016	2,632	2,817							-185
17 LYONDELBASELL INDUSTR	N53745100	X			7/2/2015	1/19/2016	1,774	2,444							-670
18 LYONDELBASELL INDUSTR	N53745100	X			7/2/2015	7/8/2016	4,992	6,721							-1,729
19 LYONDELBASELL INDUSTR	N53745100	X			10/13/2015	7/8/2016	4,688	5,793							-1,104
20 LYONDELBASELL INDUSTR	N53745100	X			4/13/2016	7/8/2016	3,479	4,083							-584
21 NXP SEMICONDUCTORS N V	N6396X109	X			7/2/2015	1/12/2016	3,875	4,890							-1,015
22 NXP SEMICONDUCTORS N V	N6396X109	X			7/2/2015	6/30/2016	9,231	11,626							-2,395
23 SENSATA TECH HOLDING BV	N7902X106	X			7/2/2015	1/19/2016	1,415	2,165							-750
24 SENSATA TECH HOLDING BV	N7902X106	X			7/2/2015	7/8/2016	7,938	11,671							-3,733
25 SENSATA TECH HOLDING BV	N7902X106	X			4/13/2016	7/8/2016	2,694	2,913							-219
26 SEASPAR CORP	Y75638109	X			8/16/2013	1/20/2016	2,747	3,366							-619
27 SEASPAR CORP	Y75638109	X			8/16/2013	2/11/2016	15,372	18,145							-2,773
28 NXP SEMICONDUCTORS N V	N6396X109	X			7/2/2015	1/19/2016	1,510	2,149							-639
29 SEASPAR CORP	Y75638109	X			9/13/2013	2/11/2016	152	198							-46
30 SEASPAR CORP	Y75638109	X			5/30/2014	2/11/2016	107	145							-38
31 SEASPAR CORP	Y75638109	X			7/15/2014	2/11/2016	92	131							-39
32 BAIDU INC SPON ADR	056752108	X			7/2/2015	1/19/2016	1,696	1,959							-301
33 BAIDU INC SPON ADR	056752108	X			7/2/2015	1/12/2016	3,238	3,722							-484
34 ADVANSIX INC	067731101	X			7/8/2016	10/7/2016	43	47							-4
35 ADVANSIX INC	067731101	X			7/8/2016	10/11/2016	15	15							0
36 UNILEVER NV NY REG SHS	904784709	X			1/14/2015	7/8/2016	3,785	3,713							72
37 UNILEVER NV NY REG SHS	904784709	X			4/13/2016	7/8/2016	1,338	1,317							21
38 UNION PACIFIC CORP	907818108	X			7/12/2016	9/26/2016	2,635	2,574							61
39 VENTAS INC	922765100	X			12/4/2009	1/20/2016	3,257	2,271							986
40 VENTAS INC	922765100	X			1/8/2010	1/20/2016	331	224							107
41 VERIZON COMMUNICATNS C	92343V104	X			2/26/2014	1/20/2016	1,022	1,061							39
42 VERIZON COMMUNICATNS C	92343V104	X			2/26/2014	1/20/2016	2,755	2,860							105
43 VERIZON COMMUNICATNS C	92343V104	X			4/22/2014	9/26/2016	4,804	4,804							408
44 VFPSHOP HLDGS LTD	92763W103	X			7/2/2015	1/19/2016	1,901	2,862							-961
45 VFPSHOP HLDGS LTD	92763W103	X			7/2/2015	4/4/2016	182	295							-112
46 VFPSHOP HLDGS LTD	92763W103	X			7/2/2015	7/8/2016	8,852	15,386							-6,534
47 VFPSHOP HLDGS LTD	92763W103	X			7/11/2015	7/8/2016	170	316							-146
48 VISA INC CL A SHRS	92826C839	X			4/13/2016	7/8/2016	593	713							-120
49 VODAFONE GROUP PLC SHS	92857V038	X			1/10/2012	9/26/2016	5,814	7,811							4,033
50 WELLS FARGO & CO NEW DE	949746101	X			5/27/2016	7/8/2016	8,328	9,611							-1,283
51 WELLS FARGO & CO NEW DE	949746101	X			9/13/2013	8/23/2016	281	254							27
52 WELLS FARGO & CO NEW DE	949746101	X			7/8/2016	8/23/2016	9,514	9,306							208
53 WELLS FARGO & CO NEW DE	949746101	X			2/3/2012	8/23/2016	13,252	8,323							4,929
54 MEYERHEUSER CO	982166104	X			3/12/2015	1/20/2016	3,103	4,150							-1,047
55 ALTRIA GROUP INC	022095103	X			10/24/2011	9/26/2016	6,116	2,653							3,463
56 AMERICAN TOWER REIT INC	03027X100	X			11/6/2014	9/26/2016	6,541	5,785							756
57 AMERICAN WTR WKS CO INC	030420103	X			1/13/2010	9/26/2016	2,688	814							1,874
58 AMERICAN WTR WKS CO INC	030420103	X			3/2/2010	9/26/2016	3,226	672							2,354
59 AMERICAN WTR WKS CO INC	030420103	X			3/2/2010	12/6/2016	722	208							514
60 AMERICAN WTR WKS CO INC	030420103	X			9/28/2010	12/6/2016	5,845	1,881							3,964
61 AMERICAN WTR WKS CO INC	030420103	X			7/2/2010	12/6/2016	493	120							313
62 APOLLO GLOBAL MGMT LLC	037612306	X			8/7/2013	1/20/2016	90	193							-103
63 APOLLO GLOBAL MGMT LLC	037612306	X			8/6/2013	1/20/2016	2,148	4,852							-2,504
64 APPLE INC	037833100	X			7/29/2015	1/20/2016	1,617	2,088							471
65 APPLE INC	037833100	X			7/29/2015	1/20/2016	4,089	5,281							1,192
66 APPLE INC	037833100	X			10/24/2011	7/12/2016	1,851	1,097							754
67 APPLE INC	037833100	X			7/8/2016	7/12/2016	3,604	3,574							30
68 WILLIAMS PARTNERS	96949L105	X			3/5/2015	2/11/2016	4,422	13,662							-9,240
69 WILLIAMS PARTNERS	96949L105	X			3/12/2015	2/11/2016	1,019	2,928							-1,909
70 ALLEGION PLC SHS	G0176J108	X			2/22/2016	7/8/2016	10,473	8,894							1,579
71 ALLEGION PLC SHS	G0176J108	X			4/13/2016	7/8/2016	1,942	1,799							143
72 ICRD CORP LTD COM PV \$5	G2519T108	X			7/2/2015	1/19/2016	1,584	2,511							-927

Amount 11,408 0

Totals 1,533,191 0

Cost of Other Basis, Expenses, Depreciation and Adjustments 1,635,121

Gross Sales 1,533,191

Capital Gains/Losses Other sales 0

Net Gain or Loss -104,937

Part I, Line 6 (990-PF) - Gain/Loss from Sale of Assets Other Than Inventory

Description	CUSIP #	Amount	Long Term CG Distributions		Check "x" to include in Part IV	Purchaser	Check "x" if Purchaser is a Business	Acquisition Method	Date Acquired	Date Sold	Gross Sales Price	Cost or Other Basis	Valuation Method	Cost or Other Basis, Expenses, Depreciation and Adjustments			Net Gain or Loss
			Short Term CG Distributions	Other sales										Depreciation	Adjustments	Net Gain or Loss	
73 IREDCORP LTD COM PV \$5	G2519Y106	11,408			X			7/2/2015	7/8/2016	14,795	13,969						826
74 DELPHI AUTOMOTIVE PLC	G27823106				X			7/2/2015	1/19/2016	2,100	2,653						-553
75 DELPHI AUTOMOTIVE PLC	G27823106				X			7/2/2015	4/4/2016	1,209	1,455				246		246
76 DELPHI AUTOMOTIVE PLC	G27823106				X			7/2/2015	4/4/2016	1,423	1,712						-289
77 DELPHI AUTOMOTIVE PLC	G27823106				X			7/11/2015	7/8/2016	1,095	1,542						-447
78 DELPHI AUTOMOTIVE PLC	G27823106				X			10/13/2015	7/8/2016	837	1,044						-207
79 DELPHI AUTOMOTIVE PLC	G27823106				X			7/2/2015	7/8/2016	7,794	10,355						-2,561
80 INGERSOLL-RAND PLC	G47791101				X			10/17/2014	1/19/2016	2,143	2,374						-231
81 INGERSOLL-RAND PLC	G47791101				X			10/17/2014	2/2/2016	2,507	2,893						-376
82 INGERSOLL-RAND PLC	G47791101				X			10/17/2014	7/9/2016	2,546	2,205						343
83 INGERSOLL-RAND PLC	G47791101				X			10/20/2014	7/8/2016	1,372	1,185						186
84 INGERSOLL-RAND PLC	G47791101				X			11/18/2014	7/8/2016	3,463	3,340						123
85 INGERSOLL-RAND PLC	G47791101				X			7/2/2015	7/8/2016	4,443	4,587						-144
86 INGERSOLL-RAND PLC	G47791101				X			4/13/2016	7/8/2016	65	63						2
87 MALLINCKRODT PLC SHS	G5785G107				X			7/2/2015	1/19/2016	1,166	2,140						-974
88 MALLINCKRODT PLC SHS	G5785G107				X			7/2/2015	4/4/2016	6,285	11,652						-5,367
89 MEDTRONIC PLC SHS	G5960L103				X			1/30/2015	7/18/2016	353	303						50
90 MEDTRONIC PLC SHS	G5960L103				X			1/30/2015	9/26/2016	7,009	6,129						880
91 CHUBB LTD	H0023R105				X			7/2/2015	1/12/2016	4,541	4,274						267
92 WILLIAMS PARTNERS	96949L105				X			3/5/2015	1/20/2016	1,083	3,061						-1,978
93 CHUBB LTD	H1467J104				X			7/2/2015	7/8/2016	5,298	4,274						1,024
94 CHUBB LTD	H1467J104				X			1/20/2009	9/26/2016	249	94						155
95 CHUBB LTD	H1467J104				X			11/20/2009	9/26/2016	1,867	748						1,119
96 CHUBB LTD	H1467J104				X			7/2/2015	9/26/2016	2,863	1,089						1,774
97 BAIDU INC SPON ADR	096752108				X			7/2/2015	7/8/2016	8,279	10,382						-2,103
98 BAIDU INC SPON ADR	096752108				X			4/13/2016	7/8/2016	937	1,187						-230
99 BARCLAYS PLC ADR	06738E204				X			7/2/2015	1/19/2016	1,811	2,804						-993
100 BARCLAYS PLC ADR	06738E204				X			7/2/2015	7/8/2016	5,919	13,435						-7,516
101 BARCLAYS PLC ADR	06738E204				X			7/13/2015	7/8/2016	853	1,975						-1,122
102 BARCLAYS PLC ADR	06738E204				X			4/13/2016	7/8/2016	2,191	2,825						-634
103 BLACKROCK INC	09247X101				X			2/17/2015	9/26/2016	5,051	5,331						-280
104 BLACKSTONE GROUP LP	09253U108				X			5/30/2014	1/20/2016	2,737	3,671						-834
105 BRITISH AMN TOBACO SPAD	110448107				X			7/2/2015	1/19/2016	1,957	2,074						-117
106 BRITISH AMN TOBACO SPAD	110448107				X			7/2/2015	7/8/2016	10,873	9,387						1,486
107 BRITISH AMN TOBACO SPAD	110448107				X			4/13/2016	7/8/2016	1,391	1,301						90
108 CVS HEALTH CORP	126650100				X			9/2/2011	9/26/2016	6,119	2,424						3,695
109 CVS HEALTH CORP	126650100				X			9/2/2011	12/6/2016	6,335	2,855						3,500
110 CANADIAN NATURAL RES LT	136385101				X			7/2/2015	1/19/2016	1,261	2,134						-873
111 CANADIAN NATURAL RES LT	136385101				X			7/2/2015	7/8/2016	13,311	11,671						1,640
112 CANADIAN PACIFIC RAILWAY	13645T100				X			7/2/2015	1/19/2016	1,907	2,898						-991
113 CANADIAN PACIFIC RAILWAY	13645T100				X			7/2/2015	2/2/2016	10,888	15,458						-4,570
114 CARDINAL HEALTH INC OHIC	14149Y108				X			10/28/2013	6/13/2016	13,708	9,736						3,972
115 CATERPILLAR INC DEL	149723101				X			9/4/2015	1/20/2016	1,900	2,720						-820
116 CHINA PETE CHEM SPN ADR	16941R108				X			9/11/2015	1/19/2016	1,725	2,157						-432
117 CHINA PETE CHEM SPN ADR	16941R108				X			9/11/2015	7/8/2016	12,478	11,635						843
118 CHINA PETE CHEM SPN ADR	16941R108				X			4/13/2016	7/8/2016	1,051	1,049						2
119 CHINA UNICOM HONG KONG	16945R104				X			7/2/2015	1/19/2016	1,245	1,791						-546
120 CHINA UNICOM HONG KONG	16945R104				X			7/2/2015	5/27/2016	6,535	9,903						-3,268
121 CHINA UNICOM HONG KONG	16945R104				X			4/13/2016	5/27/2016	1,184	1,484						-290
122 CVS HEALTH CORP	126650100				X			9/2/2011	7/26/2016	6,555	250						405
123 CISCO SYSTEMS INC COM	17275R102				X			2/4/2016	12/6/2016	1,319	1,054						265
124 CISCO SYSTEMS INC COM	17275R102				X			7/8/2016	12/6/2016	3,782	3,740						42
125 CITIGROUP INC COM NEW	172967424				X			10/19/2012	9/26/2016	4,716	3,902						814
126 CITIZENS FINL GROUP INC	174610105				X			12/2/2015	9/26/2016	5,334	5,940						-606
127 COMCAST CORP NEW CL A	20030N101				X			7/18/2012	9/26/2016	6,049	2,873						3,076
128 COSTCO WHOLESALE CRP I	22160K105				X			4/20/2010	9/26/2016	6,808	2,680						4,128
129 DEVON ENERGY CORP NEW	25179M103				X			3/11/2015	2/12/2016	5,746	15,423						-9,677
130 DEVON ENERGY CORP NEW	25179M103				X			7/26/2016	9/26/2016	864	1,812						-948
131 DEVON ENERGY CORP NEW	25179M103				X			7/26/2016	9/26/2016	4,851	4,616						235
132 DIAGEO PLC SP5D ADR NEW	25243Q1205				X			12/11/2015	1/19/2016	1,965	2,094						-129
133 DIAGEO PLC SP5D ADR NEW	25243Q1205				X			4/13/2016	7/8/2016	2,132	2,075						57
134 DIAGEO PLC SP5D ADR NEW	25243Q1205				X			11/6/2015	7/8/2016	11,669	11,460						209
135 DISNEY (WALT) CO COM STK	25466R106				X			8/14/2014	9/26/2016	5,502	5,310						192
136 DOMINION RES INC NEW VA	25746U109				X			6/28/2013	2/18/2016	13,933	11,389						2,544
137 DOMINION RES INC NEW VA	25746U109				X			4/16/2015	2/18/2016	139	143						-4
138 EPR PTYS	26884U109				X			3/5/2015	1/20/2016	4,089	4,460						-361
139 ECOLAB INC	278865100				X			9/9/2015	9/26/2016	3,690	3,465						225
140 ENERGY TRANSFER PTNRS	29273R109				X			9/4/2015	1/20/2016	812	1,729						-917
141 ENERGY TRANSFER PTNRS	29273R109				X			9/4/2015	2/11/2016	4,454	9,442						-4,988
142 ENTERPRISE PRDTS PRTN L	293792107				X			3/3/2010	1/20/2016	512	346						166
143 ENTERPRISE PRDTS PRTN L	293792107				X			7/26/2011	1/20/2016	1,599	1,470						129
144 ENTERPRISE PRDTS PRTN L	293792107				X			2/4/2015	2/11/2016	6,493	10,034						-3,541

Totals: Gross Sales 1,533,191; Cost or Other Basis, Expenses, Depreciation and Adjustments 1,638,121; Net Gain or Loss -104,930

Part I, Line 6 (990-PF) - Gain/Loss from Sale of Assets Other Than Inventory

Description	CUSIP #	Amount	Long Term CG Distributions		Check "X" to include in Part IV	Purchaser	Check "X" if Purchaser is a Business	Acquisition Method	Date Acquired	Date Sold	Capital Gains/Losses		Gross Sales	Valuation Method	Expense of Sale and Cost of Improvements	Depreciation	Adjustments	Net Gain or Loss
			Short Term CG Distributions	Other sales							Gross Sales Price	Other Basis						
145 ENTERPRISE PRODS PRIN L	293792107	11,408			X			3/12/2015	2/11/2016		2,404	3,352	1,533,191					-948
146 COSTCO WHOLESALE CRP C	22180K105				X			4/20/2016	12/6/2016		6,187	2,442						3,745
147 CISCO SYSTEMS INC COM	17275R102				X			7/29/2015	9/26/2016		1,398	1,054						344
148 DAMAHER CORP DEL COM	235851102				X			7/29/2015	9/26/2016		4,368	3,927						439
149 ENTERPRISE PRODS PRIN L	293792107				X			7/26/2011	2/11/2016		616	788						-172
150 ENTERPRISE PRODS PRIN L	293792107				X			7/26/2011	2/11/2016		452	419						-37
151 ENTERPRISE PRODS PRIN L	293792107				X			8/16/2013	2/11/2016		82	119						-37
152 ENTERPRISE PRODS PRIN L	293792107				X			7/15/2013	2/11/2016		1,315	1,731						-416
153 ENTERPRISE PRODS PRIN L	293792107				X			7/15/2013	2/11/2016		41	72						-31
154 ENTERPRISE PRODS PRIN L	293792107				X			7/29/2014	2/11/2016		82	145						-63
155 ENTERPRISE PRODS PRIN L	293792107				X			11/18/2014	2/11/2016		164	280						-116
156 ENTERPRISE PRODS PRIN L	293792107				X			7/29/2014	2/22/2016		20	13						7
157 FACEBOOK INC	30303M102				X			12/7/2015	1/20/2016		2,507	2,833					326	0
158 FACEBOOK INC	30303M102				X			3/9/2015	9/26/2016		9,297	5,412						2,885
159 FEDEX CORP DELAWARE C	31428X106				X			2/7/2013	9/26/2016		5,275	3,192						2,083
160 FIBRIA CELLULOSE S A DR	31573A109				X			7/2/2015	1/19/2016		1,680	2,153						-473
161 FIBRIA CELLULOSE S A DR	31573A109				X			7/2/2015	6/30/2016		5,731	11,765						-6,034
162 FIBRIA CELLULOSE S A DR	31573A109				X			4/13/2016	6/30/2016		3,369	4,254						-885
163 HONEYWELL INTL INC DEL	438516106				X			3/2/2010	9/19/2016		4,820	1,708						3,112
164 HONEYWELL INTL INC DEL	438516106				X			1/13/2010	9/19/2016		4,705	1,730						2,975
165 HONEYWELL INTL INC DEL	438516106				X			7/2/2010	9/19/2016		1,262	422						840
166 HONEYWELL INTL INC DEL	438516106				X			9/28/2010	9/19/2016		9,754	3,732						6,022
167 HONEYWELL INTL INC DEL	438516106				X			4/16/2015	9/26/2016		116	104						12
168 HONEYWELL INTL INC DEL	438516106				X			7/8/2016	9/26/2016		1,047	1,058						-11
169 HONEYWELL INTL INC DEL	438516106				X			9/28/2010	9/26/2016		1,861	702						1,159
170 ICICI BANK LTD SPD ADR	45104G104				X			7/2/2015	1/12/2016		2,123	3,223						-1,100
171 ICICI BANK LTD SPD ADR	45104G104				X			7/2/2015	1/19/2016		1,348	2,107						-759
172 ICICI BANK LTD SPD ADR	45104G104				X			4/13/2016	7/8/2016		1,465	1,482						-17
173 ICICI BANK LTD SPD ADR	45104G104				X			7/2/2015	7/8/2016		8,048	11,463						-3,415
174 ING GP NV SPSS ADR	456837103				X			7/2/2015	1/19/2016		1,559	2,193						-633
175 ING GP NV SPSS ADR	456837103				X			7/2/2015	7/8/2016		1,324	2,268						-944
176 ING GP NV SPSS ADR	456837103				X			4/13/2016	7/8/2016		2,106	2,593						-487
177 ING GP NV SPSS ADR	456837103				X			1/2/2016	7/8/2016		281	326						-45
178 ING GP NV SPSS ADR	456837103				X			7/2/2015	7/8/2016		3,677	9,401						-3,724
179 KKR & CO L P DEL	48248M102				X			5/6/2014	1/20/2016		2,403	4,251						-1,848
180 KONINKL PHIL NV SH NEW	500472303				X			6/20/2016	6/20/2016		0	0						0
181 KONINKL PHIL NV SH NEW	500472303				X			6/15/2016	7/8/2016		270	311						-41
182 KONINKL PHIL NV SH NEW	500472303				X			2/2/2016	7/8/2016		5,603	5,905						-302
183 KONINKL PHIL NV SH NEW	500472303				X			4/13/2016	7/8/2016		2,875	3,283						-388
184 LAS VEGAS SANDS CORP	51783A107				X			6/18/2015	1/20/2016		2,984	4,326						-1,342
185 MONDELEZ INTERNATIONAL	609207105				X			7/3/2014	9/26/2016		6,416	5,637						772
186 MONDELEZ INTERNATIONAL	609207105				X			7/3/2014	12/6/2016		3,453	3,178						275
187 INGL ENERGY PARTNERS LP	62913M107				X			8/16/2013	1/20/2016		1,024	3,447						-2,423
188 INGL ENERGY PARTNERS LP	62913M107				X			8/16/2013	2/11/2016		913	4,444						-3,531
189 INGL ENERGY PARTNERS LP	62913M107				X			7/15/2014	2/11/2016		6	44						-38
190 INGL ENERGY PARTNERS LP	62913M107				X			7/29/2014	2/11/2016		18	134						-116
191 INGL ENERGY PARTNERS LP	62913M107				X			11/18/2014	2/11/2016		152	872						-720
192 INGL ENERGY PARTNERS LP	62913M107				X			2/4/2015	2/11/2016		2,042	10,190						-8,148
193 INGL ENERGY PARTNERS LP	62913M107				X			3/12/2015	2/11/2016		756	3,531						-2,776
194 NATIONAL GRID PLC SP ADR	636274300				X			11/28/2015	1/19/2016		1,487	1,564						-77
195 NATIONAL GRID PLC SP ADR	636274300				X			11/23/2015	7/8/2016		8,744	6,999						145
196 NATIONAL GRID PLC SP ADR	636274300				X			4/3/2016	7/8/2016		4,842	4,774						68
197 NETEASE COM INC ADR	64110W102				X			6/30/2016	7/8/2016		10,059	10,166						-97
198 NEXTERA ENERGY INC SHS	65339F101				X			2/18/2016	9/26/2016		5,059	4,569						489
199 NEXTERA ENERGY INC SHS	65339F101				X			2/18/2016	12/6/2016		2,869	2,856						13
200 NIKE INC CL B	65410B103				X			5/4/2011	6/3/2016		10,907	4,134						6,773
201 OAKTREE CAP GROUP LLC	674001201				X			11/7/2014	1/20/2016		2,237	2,550						-313
202 OCH-ZIFF CAPTL MANAGMT G	67551U105				X			5/9/2014	1/20/2016		1,558	3,842						-2,188
203 OCH-ZIFF CAPTL MANAGMT G	67551U105				X			5/9/2014	2/11/2016		222	648						-426
204 OCH-ZIFF CAPTL MANAGMT G	67551U105				X			9/2/2014	1/12/2016		1,406	4,300						-2,894
205 OCH-ZIFF CAPTL MANAGMT G	67551U105				X			5/9/2014	2/11/2016		5,211	17,163						-11,952
206 OCH-ZIFF CAPTL MANAGMT G	67551U105				X			7/29/2014	2/11/2016		58	190						-134
207 OCH-ZIFF CAPTL MANAGMT G	67551U105				X			7/29/2014	2/11/2016		73	253						-180
208 OCH-ZIFF CAPTL MANAGMT G	67551U105				X			11/18/2014	1/12/2016		270	784						-514
209 ORACLE CORP \$0.01 DEL	68389X105				X			4/5/2012	1/13/2016		14,215	12,169						2,046
210 ORACLE CORP \$0.01 DEL	68389X105				X			7/17/2013	1/13/2016		2,877	2,704						173
211 PEPSICO INC	713448108				X			3/3/2010	1/20/2016		1,605	1,605						0
212 PEPSICO INC	713448108				X			7/26/2011	1/20/2016		2,283	1,533						740
213 MITSUBISHI UFJ FINL GRP	606821104				X			7/2/2015	1/12/2016		16,437	20,958						-4,521
214 PFIZER INC	717081103				X			3/12/2010	1/20/2016		4,301	2,425						1,876
215 PHILIP MORRIS INTL INC	718172109				X			3/3/2010	1/20/2016		4,248	2,440						1,808
216 PLAINS ALL AMERN PIPE LP	726503105				X			7/26/2011	1/20/2016		1,242	2,524						-1,282

Part I, Line 6 (990-PF) - Gain/Loss from Sale of Assets Other Than Inventory

Description	CUSIP #	Check "X" to include in Part IV	Purchaser	Check "X" if Purchaser is a Business	Acquisition Method	Date Acquired	Date Sold	Totals		Gross Sales		Cost or Other Basis, Expenses, Depreciation and Adjustments		Net Gain or Loss
								Gross Sales Price	Capital Gains/Losses	Cost or Other Basis	Valuation Method	Expense of Sale and Cost of Improvements	Depreciation	
289 BUCKEYE PARTNERS L.P.	118230101	X			7/15/2014	2/11/2016		103	154					-51
290 BUCKEYE PARTNERS L.P.	118230101	X			7/09/2014	2/11/2016		103	157					-54
291 BUCKEYE PARTNERS L.P.	118230101	X			8/16/2013	2/11/2016		2,182	2,738					576
292 BUCKEYE PARTNERS L.P.	118230101	X			3/12/2015	2/11/2016		2,059	2,889					830
293 BUCKEYE PARTNERS L.P.	118230101	X			3/13/2012	2/22/2016		28	25					3
294 CME GROUP INC	125720105	X			5/6/2014	1/20/2016		4,224	3,448					776
295 FORTIVE CORP	349591108	X			7/11/2016	7/11/2016		0	0					0
296 FORTIVE CORP	349591108	X			7/29/2015	7/29/2015		4,215	3,558					657
297 GW PHARMACEUTICALS PLC	361971103	X			7/29/2015	1/19/2016		1,621	3,712					2,091
298 GW PHARMACEUTICALS PLC	361971103	X			3/22/13	4/13/2016		3,223	4,950					1,727
299 GW PHARMACEUTICALS PLC	361971103	X			10/13/2015	7/8/2016		4,224	3,947					277
300 GW PHARMACEUTICALS PLC	361971103	X			7/2/2015	7/8/2016		2,816	3,770					954
301 GW PHARMACEUTICALS PLC	361971103	X			7/2/2015	7/8/2016		2,159	2,846					687
302 GW PHARMACEUTICALS PLC	361971103	X			1/12/2016	7/8/2016		2,065	1,231					834
303 GILDAN ACTIVEWEAR INC	375918103	X			8/30/2016	7/8/2016		10,653	10,441					212
304 HOFBANK LTD	40415F101	X			3/15/2015	1/19/2016		2,282	2,481					-219
305 HOFBANK LTD	40415F101	X			7/2/2015	7/8/2016		6,543	6,098					505
306 HOFBANK LTD	40415F101	X			3/16/2015	7/8/2016		8,279	7,692					587
307 HILTON WORLDWIDE HLDGS	43300A104	X			6/13/2016	9/26/2016		7,175	6,630					545
308 HOME DEPOT INC	437076102	X			6/14/2012	2/340		5,661	2,340					3,321
309 LOCKHEED MARTIN CORP	598301108	X			8/6/2013	1/20/2016		5,760	3,350					2,410
310 LOCKHEED MARTIN CORP	598301108	X			7/29/2015	9/26/2016		5,403	4,613					790
311 MACQUARIE INFRASTRUCTU	5908B105	X			11/7/2014	1/20/2016		2,258	2,332					-74
312 MACQUARIE INFRASTRUCTU	5908B105	X			11/7/2014	3/30/2016		11,847	11,201					448
313 MACQUARIE INFRASTRUCTU	5908B105	X			11/18/2014	3/30/2016		1,664	1,605					59
314 MAGELLAN MIDSTREAM	559080106	X			7/26/2011	1/20/2016		2,537	1,274					1,263
315 MAGELLAN MIDSTREAM	559080106	X			7/26/2011	2/11/2016		292	148					144
316 MAGELLAN MIDSTREAM	559080106	X			10/28/2011	2/11/2016		350	194					156
317 MAGELLAN MIDSTREAM	559080106	X			7/15/2013	2/11/2016		817	781					36
318 MAGELLAN MIDSTREAM	559080106	X			9/13/2013	2/11/2016		934	859					75
319 MAGELLAN MIDSTREAM	559080106	X			7/15/2014	2/11/2016		58	83					-25
320 MAGELLAN MIDSTREAM	559080106	X			7/29/2014	2/11/2016		175	252					-77
321 MAGELLAN MIDSTREAM	559080106	X			11/18/2014	2/11/2016		58	88					-30
322 MAGELLAN MIDSTREAM	559080106	X			2/4/2015	2/11/2016		7,760	10,872					-3,112
323 MAGELLAN MIDSTREAM	559080106	X			3/12/2015	2/11/2016		2,509	3,349					-840
324 MAGELLAN MIDSTREAM	559080106	X			8/16/2013	2/11/2016		700	659					41
325 MAGELLAN MIDSTREAM	559080106	X			2/28/2012	2/22/2016		20	14					6
326 MAGELLAN MIDSTREAM	559080106	X			10/15/2012	2/22/2016		20	0					20
327 MARATHON OIL CORP	565843106	X			8/23/2016	9/26/2016		3,091	3,503					-412
328 MICROSOFT CORP	594318104	X			12/12/2015	12/20/2016		2,348	2,572				224	0
329 MICROSOFT CORP	594318104	X			12/22/2015	9/28/2016		5,240	5,091					149
330 EMA VARIOUS SEE ATTACHE		X			VARIOUS	VARIOUS		398,756	444,647					-45,891
331 EMA VARIOUS SEE ATTACHE		X			VARIOUS	VARIOUS		112	112					0
332 PTP SHORT TERM GAIN (LOS		X			VARIOUS	VARIOUS		3,449	3,449					0
333 PTP LONG TERM GAIN (LOS		X			VARIOUS	VARIOUS		17,869	17,869					0
334 PTP SALE ADJ		X			VARIOUS	VARIOUS		211	293					-82
335 ROUNDING/WASH SALES AD		X												

Amount: 11,408

Gross Sales: 1,533,191
 Cost or Other Basis, Expenses, Depreciation and Adjustments: 1,638,121
 Net Gain or Loss: -104,930

Part I, Line 11 (990-PF) - Other Income

		20,800	20,800	0
Description		Revenue and Expenses per Books	Net Investment Income	Adjusted Net Income
1	OTHER INCOME	20,800	20,800	

Part I, Line 16c (990-PF) - Other Professional Fees

		20,832	12,499	0	8,333
Description	Revenue and Expenses per Books	Net Investment Income	Adjusted Net Income	Disbursements for Charitable Purposes (Cash Basis Only)	
1 US TRUST FEES AS AGENT	20,832	12,499		8,333	

Part I, Line 18 (990-PF) - Taxes

		2,639	781	0	0
Description		Revenue and Expenses per Books	Net Investment Income	Adjusted Net Income	Disbursements for Charitable Purposes
1	FOREIGN TAX WITHHELD	781	781		
2	ESTIMATED EXCISE PAYMENTS	1,858			

Part I, Line 23 (990-PF) - Other Expenses

		857	842	0	15
Description		Revenue and Expenses per Books	Net Investment Income	Adjusted Net Income	Disbursements for Charitable Purposes
1	INVESTMENT EXPENSES	269	269		
2	PARTNERSHIP DEDUCTIONS	573	573		
3	STATE AG FEES	15	0		15

Part II, Line 10b (990-PF) - Investments - Corporate Stock

	Description	Num Shares/ Face Value	Book Value Beg. of Year	Book Value End of Year	FMV Beg. of Year	FMV End of Year
1			2,391,022	2,248,153	0	2,712,741
2	BROADCOM LTD	0		36,156		37,475
3	ALPHABET INC SHS CL A	0		33,310		38,830
4	ALTRIA GROUP INC	0		15,992		25,425
5	AMAZON COM INC	0		24,325		26,245
6	AMERICAN TOWER REIT INC	0		25,038		24,201
7	AMERICAN WTR WKS CO INC	0		11,575		14,834
8	APPLE COMPUTER INC COM	0		32,994		39,263
9	AUTOMATIC DATA PROCESSING INC CON	0		21,508		26,723
10	BLACKROCK INC CL A	0		18,745		20,169
11	CVS CORP	0		17,058		20,201
12	CITIGROUP INC COM NEW	0		17,988		25,079
13	CITIZENS FINL GROUP INC	0		19,250		30,749
14	COMCAST CORP NEW CL A	0		17,018		24,720
15	COSTCO WHSL CORP NEW	0		16,131		21,615
16	DANAHER CORP COMMON	0		16,876		17,514
17	DEVON ENERGY CORPORATION NEW	0		18,013		21,922
18	DISNEY (WALT) COMPANY HOLDING CO	0		22,290		24,283
19	ECOLAB INC COM	0		13,807		14,066
20	FACEBOOK INC	0		24,296		29,223
21	FEDEX CORPORATION	0		15,230		21,599
22	HILTON WORLDWIDE HLDGS INC	0		27,205		33,102
23	HOME DEPOT INC USD 0 05	0		16,490		23,330
24	HONEYWELL INTL INC	0		11,580		11,469
25	LOCKHEED MARTIN CORP	0		19,740		21,745
26	MARATHON OIL CORP	0		13,571		14,350
27	MICROSOFT CORP COM	0		21,541		24,732
28	MONDELEZ INTERNATIONAL	0		21,003		22,165
29	NEXTERA ENERGY INC SHS	0		15,739		15,410
30	STARBUCKS CORP COM	0		24,970		24,706
31	MEDTRONIC PLC SHS	0		25,814		22,580
32	CHUBB LTD	0		17,562		24,046
33	TEXAS INSTRUMENTS INC	0		20,267		20,723
34	THERMO ELECTRON CORP	0		22,136		30,195
35	TOTAL FINA ELF S A ADR	0		10,145		11,468
36	UNION PACIFIC CORP	0		9,746		10,990
37	VERIZON COMMUNICATIONS INC	0		19,848		20,818
38	VISA INC CL A SHRS	0		13,180		21,612
39	ALLIANCEBERNSTEIN HLDG	0		29,036		34,120
40	ANHEUSER-BUSCH INBEV ADR	0		16,754		16,976
41	APOLLO GLOBAL MGMT LLC	0		33,523		35,971
42	APPLE COMPUTER INC COM	0		45,885		43,317
43	BLACKSTONE GROUP LP	0		19,621		17,813
44	BLACKSTONE MORTGAGE TRUS	0		24,625		32,656
45	CME GROUP INC	0		19,653		31,721
46	CATERPILLAR INC	0		27,056		37,096

Part II, Line 13 (990-PF) - Investments - Other

	Asset Description	Basis of Valuation	Book Value Beg. of Year	Book Value End of Year	FMV End of Year
1			0	33,496	41,062
2	VANGUARD 500 INDEX FUND		0	33,496	41,062

Part II, Line 15 (990-PF) - Other Assets

	276,890	156,380	174,365
Asset Description	Book Value Beg of Year	Book Value End of Year	FMV End of Year
1 SEE ATTACHED		156,380	174,365

Part III (990-PF) - Changes in Net Assets or Fund Balances

Line 3 - Other increases not included in Part III, Line 2

1	MUTUAL FUND AND CTF INCOME ADDITION	1	775
2	FEDERAL EXCISE TAX REFUND	2	2,523
3	OTHER MISC INCREASE (REFUND)	3	15
4	COST BASIS ADJUSTMENT	4	3,531
5	Total	5	6,844

Line 5 - Decreases not included in Part III, Line 2

1	MUTUAL FUND AND CTF INCOME SUBTRACTION	1	887
2	PARTNERSHIP INCOME ADJUSTMENT	2	14,263
3	Total	3	15,150

Part IV (990-PF) - Capital Gains and Losses for Tax on Investment Income

Long Term CG Distributions		Short Term CG Distributions		Amount		1,521,783		0		6,688		1,644,789		-116,338		-116,338	
Description of Property Sold	CUSIP #	Acquisition Method	Date Acquired	Date Sold	Gross Sales Price	Depreciation Allowed	Adjustments	Cost or Other Basis Plus Expense of Sale	Gain or Loss	F M V as of 12/31/89	Adjusted Basis as of 12/31/89	Excess of FMV Over Adjusted Basis	Excess FMV Over Adj Basis or Losses*				
1 ALLIANCEBERNSTEIN HLDG	018B1G106		1/20/2016	1/20/2016	1,801			2,449	-648	0	0	0	-648				
2 ALPHABET INC SHS CLA	02079K305		7/31/2013	7/26/2016	2,263			2,343	80	0	0	0	80				
3 ALPHABET INC SHS CLA	02079K305		4/7/2014	9/26/2016	3,207			2,164	1,043	0	0	0	1,043				
4 ALPHABET INC SHS CLA	02079K305		7/31/2013	9/26/2016	7,215			4,029	3,186	0	0	0	3,186				
5 APPLE INC	037833100		11/12/2012	7/26/2016	2,520			2,035	485	0	0	0	485				
6 APPLE INC	037833100		10/24/2011	7/26/2016	2,566			6,292	4,274	0	0	0	4,274				
7 APPLE INC	037833100		11/3/2016	9/26/2016	3,273			2,856	417	0	0	0	417				
8 APPLE INC	037833100		11/12/2012	9/26/2016	228			157	69	0	0	0	69				
9 APPLE INC	037833100		2/6/2013	9/26/2016	6,320			3,663	2,657	0	0	0	2,657				
10 AUTOMATIC DATA PROC	053015103		5/9/2013	7/26/2016	4,968			3,117	1,791	0	0	0	1,791				
11 AUTOMATIC DATA PROC	053015103		9/13/2013	9/26/2016	618			451	167	0	0	0	167				
12 AUTOMATIC DATA PROC	053015103		5/9/2013	9/26/2016	5,210			3,605	1,605	0	0	0	1,605				
13 CHUBB LTD	H1467J104		1/13/2010	9/26/2016	124			48	76	0	0	0	76				
14 CHECK POINT SOFTWARE TE	M22465104		1/12/2016	1/19/2016	1,067			1,082	-25	0	0	0	-25				
15 CHECK POINT SOFTWARE TE	M22465104		1/12/2016	7/8/2016	6,334			5,008	326	0	0	0	326				
16 CHECK POINT SOFTWARE TE	M22465104		4/13/2016	7/8/2016	2,632			2,817	-185	0	0	0	-185				
17 LYONDELLBASELL INDUSTR	N53745100		7/2/2015	1/19/2016	1,774			2,444	-670	0	0	0	-670				
18 LYONDELLBASELL INDUSTR	N53745100		7/2/2015	7/8/2016	4,992			6,721	-1,729	0	0	0	-1,729				
19 LYONDELLBASELL INDUSTR	N53745100		10/13/2015	7/8/2016	4,689			5,793	-1,104	0	0	0	-1,104				
20 LYONDELLBASELL INDUSTR	N53745100		4/13/2016	7/8/2016	3,479			4,063	-584	0	0	0	-584				
21 INXP SEMICONDUCTORS N V	N6596X109		7/2/2015	1/7/2016	3,675			4,690	-1,015	0	0	0	-1,015				
22 INXP SEMICONDUCTORS N V	N6596X109		7/2/2015	6/30/2016	9,231			11,628	-2,395	0	0	0	-2,395				
23 SENSATA TECH HLDNG BV	N7902X106		7/2/2015	1/19/2016	1,415			2,165	-750	0	0	0	-750				
24 SENSATA TECH HLDNG BV	N7902X106		7/2/2015	7/8/2016	2,694			11,671	-3,733	0	0	0	-3,733				
25 SENSATA TECH HLDNG BV	N7902X106		8/16/2013	1/20/2016	2,747			2,913	-219	0	0	0	-219				
26 SEASPAN CORP	Y75638109		8/19/2013	1/20/2016	1,558			3,366	-619	0	0	0	-619				
27 INXP SEMICONDUCTORS N V	N6596X109		9/13/2013	2/11/2016	15,372			19,145	-2,773	0	0	0	-2,773				
28 INXP SEMICONDUCTORS N V	N6596X109		7/2/2015	1/19/2016	1,510			2,149	-639	0	0	0	-639				
29 SEASPAN CORP	Y75638109		5/30/2014	2/11/2016	107			198	-46	0	0	0	-46				
30 SEASPAN CORP	Y75638109		1/12/2016	1/12/2016	145			145	0	0	0	0	0				
31 SEASPAN CORP	Y75638109		7/15/2014	2/11/2016	92			131	-39	0	0	0	-39				
32 BAIDU INC SPON ADP	066752108		7/2/2015	1/19/2016	1,658			1,959	-301	0	0	0	-301				
33 BAIDU INC SPON ADP	066752108		7/2/2015	1/12/2016	3,238			3,722	-484	0	0	0	-484				
34 ADVANSIX INC	00731T101		7/8/2016	10/7/2016	47			47	0	0	0	0	0				
35 ADVANSIX INC	00731T101		7/8/2016	10/11/2016	15			15	0	0	0	0	0				
36 UNILEVER NV REG SHS	904784709		1/4/2016	7/8/2016	3,765			3,713	52	0	0	0	52				
37 UNILEVER NV REG SHS	904784709		4/13/2016	7/8/2016	1,338			1,317	21	0	0	0	21				
38 UNION PACIFIC CORP	907818108		7/12/2016	9/26/2016	2,635			2,574	61	0	0	0	61				
39 VENTAS INC	92276F100		12/4/2009	1/20/2016	3,257			2,271	986	0	0	0	986				
40 VENTAS INC	92276F100		1/8/2010	1/20/2016	331			224	107	0	0	0	107				
41 VERIZON COMMUNICATNS C	92343V104		2/28/2014	1/20/2016	1,022		39	1,061	0	0	0	0	0				
42 VERIZON COMMUNICATNS C	92343V104		2/28/2014	1/20/2016	2,755			2,850	-105	0	0	0	-105				
43 VERIZON COMMUNICATNS C	92343V104		4/22/2014	9/26/2016	5,212			4,804	408	0	0	0	408				
44 VPSHOP HLDGS LTD	92763W103		7/2/2015	1/19/2016	1,901			2,862	-961	0	0	0	-961				
45 VPSHOP HLDGS LTD	92763W103		7/2/2015	4/4/2016	182		112	295	-11	0	0	0	-11				
46 VPSHOP HLDGS LTD	92763W103		7/2/2015	7/8/2016	8,852			15,386	-6,534	0	0	0	-6,534				
47 VPSHOP HLDGS LTD	92763W103		7/11/2015	7/8/2016	170			316	-146	0	0	0	-146				
48 VISA INC CLA SHRS	92826C939		4/13/2016	7/8/2016	593			713	-120	0	0	0	-120				
49 VISA INC CLA SHRS	92826C939		1/9/2012	9/26/2016	5,814			1,781	4,033	0	0	0	4,033				
50 VODAFONE GROUP PLC SHS	92857W908		5/21/2016	7/8/2016	8,329			9,611	-1,282	0	0	0	-1,282				
51 WELLS FARGO & CO NEW DE	949746101		9/13/2013	8/23/2016	291			254	37	0	0	0	37				
52 WELLS FARGO & CO NEW DE	949746101		7/8/2016	6/23/2016	9,514			9,306	208	0	0	0	208				
53 WELLS FARGO & CO NEW DE	949746101		2/3/2012	8/23/2016	13,252			8,323	4,929	0	0	0	4,929				
54 WELLS FARGO & CO NEW DE	949746101		3/12/2015	1/20/2016	3,103			4,150	-1,047	0	0	0	-1,047				
55 ALTRIA GROUP INC	022095103		10/24/2011	9/26/2016	6,116			2,653	3,463	0	0	0	3,463				
56 AMERICAN TOWER REIT INC	03027X100		1/16/2014	9/26/2016	6,541			5,785	756	0	0	0	756				
57 AMERICAN TWR WKS CO INC	030420103		1/13/2010	9/26/2016	2,688			814	1,874	0	0	0	1,874				
58 AMERICAN TWR WKS CO INC	030420103		3/2/2010	9/26/2016	3,226			872	2,354	0	0	0	2,354				
59 AMERICAN TWR WKS CO INC	030420103		3/2/2010	1/6/2016	772			208	514	0	0	0	514				
60 AMERICAN TWR WKS CO INC	030420103		9/29/2010	1/26/2016	5,845			1,891	3,954	0	0	0	3,954				
61 AMERICAN TWR WKS CO INC	030420103		7/2/2010	1/26/2016	433			120	313	0	0	0	313				
62 APOLLO GLOBAL MGMT LLC	037612306		8/7/2013	1/20/2016	90			193	-103	0	0	0	-103				
63 APOLLO GLOBAL MGMT LLC	037612306		6/6/2013	1/20/2016	2,148			4,652	-2,504	0	0	0	-2,504				
64 APPLE INC	037833100		7/29/2015	1/20/2016	1,817		471	2,088	0	0	0	0	0				
65 APPLE INC	037833100		7/29/2015	1/20/2016	4,089		1,192	5,281	0	0	0	0	0				
66 APPLE INC	037833100		10/24/2011	7/12/2016	1,851			1,097	754	0	0	0	754				
67 APPLE INC	037833100		7/8/2016	7/12/2016	3,604			3,574	30	0	0	0	30				
68 WILLIAMS PARTNERS	96948L105		3/5/2015	2/11/2016	1,019			13,662	-9,240	0	0	0	-9,240				
69 WILLIAMS PARTNERS	96948L105		3/12/2015	2/11/2016	1,019			2,928	-1,909	0	0	0	-1,909				

Part IV (990-PF) - Capital Gains and Losses for Tax on Investment Income

Long Term CG Distributions		Short Term CG Distributions		Amount														
				11,408														
		0		0														
Description of Property Sold	CUSIP #	Acquisition Method	Date Acquired	Date Sold	Gross Sales Price	Depreciation Allowed	Adjustments	Cost or Other Basis Plus Expense of Sale	Gain or Loss	F M V as of 12/31/89	Adjusted Basis as of 12/31/89	Excess of FMV Over Adjusted Basis	Excess FMV Over Adj Basis or Losses	Gains Minus Excess FMV Over Adj Basis or Losses				
70 ALLEGION PLC SHS	G0176J109		2/2/2016	7/8/2016	10,473			8,894	1,579	0	0	0	0	-116,338				
71 ALLEGION PLC SHS	G0176J109		4/13/2016	7/8/2016	1,942			1,799	143	0	0	0	0	1,579				
72 CREDICORP LTD COM PV \$5	G2518Y108		7/2/2015	1/19/2016	1,584			2,511	-927	0	0	0	0	-927				
73 CREDICORP LTD COM PV \$5	G2518Y108		7/2/2015	7/8/2016	14,795			13,669	1,126	0	0	0	0	1,126				
74 DELPHI AUTOMOTIVE PLC	G27823106		7/2/2015	1/19/2016	2,100			2,653	-553	0	0	0	0	-553				
75 DELPHI AUTOMOTIVE PLC	G27823106		7/2/2015	4/4/2016	1,209		246	1,455	0	0	0	0	0	0				
76 DELPHI AUTOMOTIVE PLC	G27823106		7/2/2015	4/4/2016	1,095			1,712	-289	0	0	0	0	-289				
77 DELPHI AUTOMOTIVE PLC	G27823106		7/11/2015	7/8/2016	1,542			1,542	0	0	0	0	0	0				
78 DELPHI AUTOMOTIVE PLC	G27823106		10/13/2015	7/8/2016	837			1,044	-207	0	0	0	0	-207				
79 INGERSOLL-RAND PLC	G47791101		7/2/2015	7/8/2016	2,143			10,355	-2,561	0	0	0	0	-2,561				
80 INGERSOLL-RAND PLC	G47791101		10/17/2014	1/19/2016	2,143			2,374	-231	0	0	0	0	-231				
81 INGERSOLL-RAND PLC	G47791101		10/17/2014	2/2/2016	2,507			2,883	-376	0	0	0	0	-376				
82 INGERSOLL-RAND PLC	G47791101		10/17/2014	7/8/2016	2,548			2,205	343	0	0	0	0	343				
83 INGERSOLL-RAND PLC	G47791101		10/20/2014	7/8/2016	1,372			1,186	186	0	0	0	0	186				
84 INGERSOLL-RAND PLC	G47791101		11/18/2014	7/8/2016	3,463			3,340	123	0	0	0	0	123				
85 INGERSOLL-RAND PLC	G47791101		7/2/2015	7/8/2016	4,443			4,587	-144	0	0	0	0	-144				
86 INGERSOLL-RAND PLC	G47791101		4/13/2016	7/8/2016	65			63	2	0	0	0	0	2				
87 MALLINCKRODT PLC SHS	G5785G107		7/2/2015	1/19/2016	1,186			2,140	-974	0	0	0	0	-974				
88 MALLINCKRODT PLC SHS	G5785G107		7/2/2015	4/4/2016	6,285			11,652	-5,367	0	0	0	0	-5,367				
89 MEDTRONIC PLC SHS	G5960L103		1/30/2015	9/26/2016	7,009			303	6,706	0	0	0	0	6,706				
90 MEDTRONIC PLC SHS	G5960L103		7/2/2015	7/8/2016	4,541			6,129	-1,588	0	0	0	0	-1,588				
91 CHUBB LTD	H0023R105		7/2/2015	7/8/2016	1,083			3,051	-1,968	0	0	0	0	-1,968				
92 CHUBB LTD	H1467J104		3/5/2016	1/20/2016	5,298			4,274	1,024	0	0	0	0	1,024				
93 CHUBB LTD	H1467J104		12/20/2015	9/26/2016	249			94	155	0	0	0	0	155				
94 CHUBB LTD	H1467J104		11/20/2009	9/26/2016	1,867			748	1,119	0	0	0	0	1,119				
95 CHUBB LTD	H1467J104		7/2/2015	7/8/2016	8,278			10,382	-2,103	0	0	0	0	-2,103				
96 BAIDU INC SPON ADR	056752108		4/13/2016	7/8/2016	937			1,167	-230	0	0	0	0	-230				
98 BARCLAYS PLC ADR	08738E204		9/2/2011	12/6/2016	635			2,804	-2,169	0	0	0	0	-2,169				
99 BARCLAYS PLC ADR	08738E204		7/2/2015	7/8/2016	5,919			13,435	-7,516	0	0	0	0	-7,516				
100 BARCLAYS PLC ADR	08738E204		7/13/2016	7/8/2016	853			1,975	-1,122	0	0	0	0	-1,122				
101 BARCLAYS PLC ADR	08738E204		4/13/2016	7/8/2016	2,191			2,825	-634	0	0	0	0	-634				
102 BARCLAYS PLC ADR	08738E204		2/17/2015	9/26/2016	5,051			5,331	-280	0	0	0	0	-280				
103 BLACKSTONE GROUP LP	09253J108		5/30/2014	1/20/2016	2,737			3,671	-934	0	0	0	0	-934				
104 BRITISH AMN TOBACO SPAD	110448107		7/2/2015	1/19/2016	1,957			2,074	-117	0	0	0	0	-117				
105 BRITISH AMN TOBACO SPAD	110448107		7/2/2015	7/8/2016	10,873			9,387	1,486	0	0	0	0	1,486				
106 BRITISH AMN TOBACO SPAD	110448107		4/13/2016	7/8/2016	1,391			1,301	90	0	0	0	0	90				
108 CVS HEALTH CORP	126650100		9/2/2011	9/26/2016	6,119			2,424	3,695	0	0	0	0	3,695				
109 CVS HEALTH CORP	126650100		9/2/2011	12/6/2016	635			285	350	0	0	0	0	350				
110 CANADIAN NATURAL RES LT	136385101		7/2/2015	1/19/2016	1,261			2,134	-873	0	0	0	0	-873				
111 CANADIAN NATURAL RES LT	136385101		7/2/2015	7/8/2016	13,311			11,871	1,440	0	0	0	0	1,440				
112 CANADIAN PACIFIC RAILWAY	13645T100		7/2/2015	1/19/2016	1,907			2,898	-991	0	0	0	0	-991				
113 CANADIAN PACIFIC RAILWAY	13645T100		10/28/2013	2/2/2016	10,866			15,456	-4,570	0	0	0	0	-4,570				
114 CARDINAL HEALTH INC OHIO	14149Y108		9/4/2015	1/20/2016	13,708		470	9,736	3,972	0	0	0	0	3,972				
115 CATERPILLAR INC DEL	149123101		9/11/2015	1/19/2016	1,725			2,157	-432	0	0	0	0	-432				
116 CHINA PETE CHEM SPN ADR	16941R108		9/11/2015	7/8/2016	12,478			11,635	843	0	0	0	0	843				
117 CHINA PETE CHEM SPN ADR	16941R108		4/13/2016	7/8/2016	1,051			1,049	2	0	0	0	0	2				
118 CHINA PETE CHEM SPN ADR	16941R108		7/2/2015	7/8/2016	1,907			1,791	116	0	0	0	0	116				
119 CHINA UNICOM HONG KONG	16945R104		7/2/2015	1/19/2016	1,245			9,803	-8,558	0	0	0	0	-8,558				
120 CHINA UNICOM HONG KONG	16945R104		7/2/2015	5/27/2016	6,535			1,484	5,051	0	0	0	0	5,051				
121 CHINA UNICOM HONG KONG	16945R104		4/13/2016	5/27/2016	1,194			250	944	0	0	0	0	944				
122 CVS HEALTH CORP	126650100		9/2/2011	7/26/2016	655			1,054	-399	0	0	0	0	-399				
123 CISCO SYSTEMS INC COM	17275R102		2/4/2016	12/6/2016	1,319			3,740	-2,421	0	0	0	0	-2,421				
124 CISCO SYSTEMS INC COM	17275R102		7/8/2016	12/6/2016	3,782			42	3,740	0	0	0	0	3,740				
125 CITIGROUP INC COM NEW	172967424		10/19/2012	9/26/2016	4,776			3,902	874	0	0	0	0	874				
126 CITIZENS FINL GROUP INC	174610105		12/2/2015	9/26/2016	5,334			5,940	-606	0	0	0	0	-606				
127 COMCAST CORP NEW CL A	20030N101		7/18/2012	9/26/2016	6,048			2,973	3,075	0	0	0	0	3,075				
128 COSTCO WHOLESALE CRP C	22160K105		4/20/2010	9/26/2016	6,808			15,423	-8,615	0	0	0	0	-8,615				
129 DEVON ENERGY CORP NEW	25179M103		3/11/2015	2/12/2016	5,746			1,812	3,934	0	0	0	0	3,934				
130 DEVON ENERGY CORP NEW	25179M103		10/19/2015	9/26/2016	864			4,616	-3,752	0	0	0	0	-3,752				
131 DEVON ENERGY CORP NEW	25179M103		7/26/2016	9/26/2016	4,851			2,094	2,757	0	0	0	0	2,757				
132 DIAGEO PLC SPSD ADR NEW	26243Q205		12/11/2015	1/19/2016	1,965			2,075	-110	0	0	0	0	-110				
133 DIAGEO PLC SPSD ADR NEW	26243Q205		4/13/2016	7/8/2016	2,132			1,460	672	0	0	0	0	672				
134 DIAGEO PLC SPSD ADR NEW	26243Q205		12/11/2015	7/8/2016	11,669			11,460	209	0	0	0	0	209				
135 DISNEY (WALT) CO COM STK	254687106		8/14/2014	9/26/2016	5,502			5,310	192	0	0	0	0	192				
136 DOMINION RES INC NEW VA	25748J109		6/28/2013	2/18/2016	13,933			11,399	2,534	0	0	0	0	2,534				
137 DOMINION RES INC NEW VA	25748J109		4/16/2015	2/18/2016	139			143	-4	0	0	0	0	-4				
138 EPR PPTYS	26884U109		3/5/2015	1/20/2016	4,099			4,460	-361	0	0	0	0	-361				

Part VIII, Line 1 (990-PF) - Compensation of Officers, Directors, Trustees, Trustees and Foundation Managers

	Check "X" if Business	Street	City	State	Zip Code	Foreign Country	Title	Avg Hrs Per Week	Compensation	Benefits	Expense Account
1		130 N LINCOLN AVE	LOMBARD	IL	60148		CO-TRUSTEE	5 00	0		
2		130 N LINCOLN AVE	LOMBARD	IL	60148		CO-TRUSTEE	5 00	0		

Part VI, Line 6a (990-PF) - Estimated Tax Payments

	<u>Date</u>	<u>1</u>	<u>Amount</u>
1 Credit from prior year return		1	0
2 First quarter estimated tax payment	5/15/2016	2	465
3 Second quarter estimated tax payment	6/15/2016	3	465
4 Third quarter estimated tax payment	9/15/2016	4	465
5 Fourth quarter estimated tax payment	12/15/2016	5	463
6 Other payments		6	
7 Total		7	1,858

Part XIII, Line 2a, Column C (990-PF) - Prior Year Undistributed Income

1	Distributable amounts for 2015 that remained undistributed at the beginning of the 2016 tax year	1	149,799
2		2	
3		3	
4		4	
5		5	
6		6	
7		7	
8		8	
9		9	
10	Total	10	149,799

EMASM Fiscal Statement

FERMATA CHARITABLE FOUNDATION
130 N LINCOLN AVE
LOMBARD IL 60148-2216

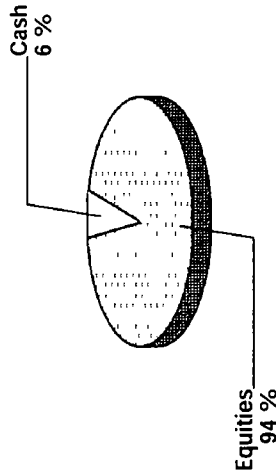
YOUR FINANCIAL ADVISOR:
VERBOCKEL RAIHLE GRO
FA # 7625
(800) 285-2310

Office Serving Your Account:
540 W MADISON STREET STE 2020
CHICAGO IL 60661

For Client Service Questions Call:
1-800-MERRILL (1-800-637-7455)

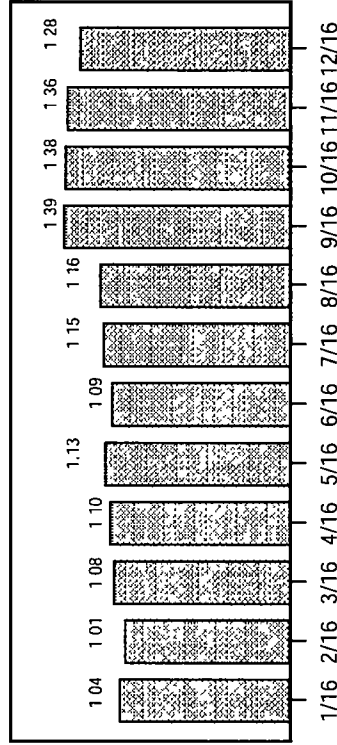
Account Value as of December 31, 2016
\$1,282,086.76

Asset Allocation Summary



* May not reflect all holdings

Total Value Comparison (in \$ Millions)



Realized Capital Gain and Loss Summary*

	Current Fiscal Year (12/16)	Prior Fiscal Year (12/15)
Short Term	(461.18)	35,899.76
Long Term	(45,891.49)	24,821.39

* - Excludes transactions for which we have insufficient data.

Unrealized Capital Gain and Loss Summary*

	Current Fiscal Year (12/16)	Prior Fiscal Year (12/15)
Short Term	35,291.71	(47,771.16)
Long Term	136,935.37	102,458.76

* - Excludes transactions for which we have insufficient data

EMASM Fiscal Statement

Total Account Value As Of 12/31/16 \$1,282,086.76

Your Financial Advisor:
VERBOCKEL RAIHLE GRO
 FA # 7625
 (800) 285-2310

Your Merrill Lynch Office:
 540 W MADISON STREET STE 2020
 CHICAGO IL 60661

FOR CUSTOMER SERVICE QUESTIONS: 1-800-MERRILL (1-800-637-7455)

ACTIVITY SUMMARY

Credits	Fiscal Year Value 12/16
Sales	406,742.82
Income	18,282.99
Funds Received	0.00
Electronic Tfrs	0.00
Other Credits	242,000.00
Total Credits	667,025.81

Debits	Fiscal Year Value 12/16
Purchases	475,718.80
Withdrawals	0.00
Electronic Tfrs	0.00
Fees	150.00
Checks	151,700.00
Visa Transactions	0.00
Interest Charged	0.00
Other Debits	11,917.60
Total Debits	639,486.40
Net Activity	27,539.41

ANNUAL PORTFOLIO SUMMARY

	Fiscal Year Value 12/31/16	Current Portfolio Cost Basis	Unrealized Gains/(Losses)
Cash/Money/Accounts	71,670.02	71,670.02	0.00
CD's/Equivalents	0.00	0.00	0.00
Government Securities	0.00	0.00	0.00
Corporate Bonds	0.00	0.00	0.00
Municipal Bonds	0.00	0.00	0.00
Equities	1,036,051.31	881,809.81	154,241.50
Mut Funds/CEF/UIT	174,365.43	156,379.85	17,985.58
Options	0.00	0.00	0.00
Other	0.00	0.00	0.00
Long Market Value	1,282,086.76	1,109,859.68	172,227.08
Short Market Value	0.00	0.00	0.00
Debit Balance	0.00	0.00	0.00
Estimated Accrued Int	0.00	0.00	0.00
Net Portfolio Value	1,282,086.76	1,109,859.68	172,227.08

PLEASE NOTE:

o This fiscal year end statement is for information purposes and should be used in conjunction with your monthly statements. This statement does not reflect any pending trades or dividend reclassifications. Please consult your tax advisor regarding any tax planning and reporting requirements.

INCOME SUMMARY

	Current Year (12/16)
Interest	6.19
Dividends	18,276.80
Total	18,282.99
Accrued Interest Earned	0.00
Accrued Interest Paid	0.00

EMASM Fiscal Statement

MONTHLY ACTIVITY SUMMARY

	1 /16	2 /16	3 /16	4 /16	5 /16	6 /16
Credits						
Sales	0.00	0.00	63,549.49	0.00	108,899.09	0.00
Income	0.68	1,092.68	465.86	445.54	1,197.36	465.76
Funds Received	0.00	0.00	0.00	0.00	0.00	0.00
Electronic Tfrs	0.00	0.00	0.00	0.00	0.00	0.00
Other Credits	0.00	0.00	0.00	32,000.00	0.00	0.00
Total Credits	0.68	1,092.68	64,015.35	32,445.54	110,096.45	465.76
Debits						
Purchases	0.00	0.00	83,768.23	0.00	132,000.00	0.00
Withdrawals	0.00	0.00	0.00	0.00	0.00	0.00
Electronic Tfrs	0.00	0.00	0.00	0.00	0.00	0.00
Fees	0.00	0.00	0.00	0.00	0.00	0.00
Checks	3,400.00	3,400.00	4,250.00	3,400.00	3,400.00	3,400.00
Visa Transactions	0.00	0.00	0.00	0.00	0.00	0.00
Interest Charged	0.00	0.00	0.00	0.00	0.00	0.00
Other Debits	0.00	0.00	0.00	445.33	0.00	0.00
Total Debits	3,400.00	3,400.00	88,018.23	3,845.33	135,400.00	3,400.00
Net Activity	(3,399.32)	(2,307.32)	(24,002.88)	28,600.21	(25,303.55)	(2,934.24)

	7 /16	8 /16	9 /16	10 /16	11 /16	12 /16	TOTAL
Credits							
Sales	95,976.92	0.00	0.00	0.00	0.00	138,317.32	406,742.82
Income	336.04	1,197.20	213.63	464.06	1,197.70	11,206.48	18,282.99
Funds Received	0.00	0.00	0.00	0.00	0.00	0.00	0.00
Electronic Tfrs	0.00	0.00	0.00	0.00	0.00	0.00	0.00
Other Credits	10,000.00	0.00	200,000.00	0.00	0.00	0.00	242,000.00
Total Credits	106,312.96	1,197.20	200,213.63	464.06	1,197.70	149,523.80	667,025.81
Debits							
Purchases	50,873.89	59,210.00	99,866.68	50,000.00	0.00	0.00	475,718.80
Withdrawals	0.00	0.00	0.00	0.00	0.00	0.00	0.00
Electronic Tfrs	0.00	0.00	0.00	0.00	0.00	0.00	0.00
Fees	0.00	0.00	0.00	150.00	0.00	0.00	150.00
Checks	4,250.00	4,450.00	6,400.00	3,400.00	4,350.00	107,600.00	151,700.00
Visa Transactions	0.00	0.00	0.00	0.00	0.00	0.00	0.00
Interest Charged	0.00	0.00	0.00	0.00	0.00	0.00	0.00
Other Debits	335.86	0.00	0.00	463.11	0.00	10,673.30	11,917.60
Total Debits	55,459.75	63,660.00	106,266.68	54,013.11	4,350.00	118,273.30	639,486.40
Net Activity	50,853.21	(62,462.80)	93,946.95	(53,549.05)	(3,152.30)	31,250.50	27,539.41

EMASM Fiscal Statement

FERMATA CHARITABLE FOUNDATION

MONTHLY PORTFOLIO SUMMARY

	1 /16	2 /16	3 /16	4 /16	5 /16	6 /16
Cash/Money Accounts	40,731.29	38,423.97	14,421.09	43,021.30	17,717.75	14,783.51
CD's/Equivalents	0.00	0.00	0.00	0.00	0.00	0.00
Government Securities	0.00	0.00	0.00	0.00	0.00	0.00
Corporate Bonds	0.00	0.00	0.00	0.00	0.00	0.00
Municipal Bonds	0.00	0.00	0.00	0.00	0.00	0.00
Equities	748,874.10	728,698.25	807,648.60	795,903.30	954,359.00	912,715.95
Mut Funds/CEF/UIT	250,232.84	246,692.98	259,309.45	264,906.74	156,555.97	157,973.78
Options	0.00	0.00	0.00	0.00	0.00	0.00
Other	0.00	0.00	0.00	0.00	0.00	0.00
Long Market Value	1,039,838.23	1,013,815.20	1,081,379.14	1,103,831.34	1,128,632.72	1,085,473.24
Short Market Value	0.00	0.00	0.00	0.00	0.00	0.00
Debit Balance	0.00	0.00	0.00	0.00	0.00	0.00
Estimated Accrued Interest	0.00	0.00	0.00	0.00	0.00	0.00
Net Portfolio Value	1,039,838.23	1,013,815.20	1,081,379.14	1,103,831.34	1,128,632.72	1,085,473.24
	7 /16	8 /16	9 /16	10/16	11/16	12/16
Cash/Money Accounts	65,636.72	3,173.92	97,120.87	43,571.82	40,419.52	71,670.02
CD's/Equivalents	0.00	0.00	0.00	0.00	0.00	0.00
Government Securities	0.00	0.00	0.00	0.00	0.00	0.00
Corporate Bonds	0.00	0.00	0.00	0.00	0.00	0.00
Municipal Bonds	0.00	0.00	0.00	0.00	0.00	0.00
Equities	921,044.79	996,266.11	1,131,791.38	1,174,167.73	1,153,374.90	1,036,051.31
Mut Funds/CEF/UIT	161,742.07	162,489.83	160,695.19	159,588.64	170,537.86	174,365.43
Options	0.00	0.00	0.00	0.00	0.00	0.00
Other	0.00	0.00	0.00	0.00	0.00	0.00
Long Market Value	1,148,423.58	1,161,929.86	1,389,607.44	1,377,328.19	1,364,332.28	1,282,086.76
Short Market Value	0.00	0.00	0.00	0.00	0.00	0.00
Debit Balance	0.00	0.00	0.00	0.00	0.00	0.00
Estimated Accrued Interest	0.00	0.00	0.00	0.00	0.00	0.00
Net Portfolio Value	1,148,423.58	1,161,929.86	1,389,607.44	1,377,328.19	1,364,332.28	1,282,086.76

PLEASE SEE REVERSE SIDE
 Page Statement Period Account No.
 4 of 16 Year Ending 12/31/16 2BL-04051

EMASM Fiscal Statement

FERMATA CHARITABLE FOUNDATION

CURRENT PORTFOLIO SUMMARY

Quantity	Security Description	Date Acquired	Total/Adj Cost Basis	Fiscal Year Value 12/31/16	Unrealized Gain or (Loss)	Est Accrued Interest	Est Annual Income
	Cash and Money Funds						
	CASH		307.02	307.02			
71,363	ML BANK DEPOSIT PROGRAM	12/30/16	71,363.00	71,363.00			14.27
	Total Cash and Money Funds		71,670.02	71,670.02			14.27

CURRENT PORTFOLIO SUMMARY

Quantity	Security Description	Date Acquired	Total/Adj Cost Basis	Fiscal Year Value 12/31/16	Unrealized Gain or (Loss)	Est Annual Income
	Equities					
145	AMAZON COM INC COM	03/02/16	83,768.23	108,731.15	24,962.92	
69	AMAZON COM INC COM	07/07/16	50,873.89	51,741.03	867.14	
62	AMAZON COM INC COM	09/26/16	49,613.44	46,491.94	(3,121.50)	
1,600	APPLE INC	05/31/12	132,476.17	185,312.00	52,835.83	3,649.00
13,200	SX5E STEPUP ISSUER BAC STEP 15.50% SV 3,125.43 DUE 06/30/17	04/28/16	132,000.00	138,336.00	6,336.00	
5,000	ENERGY STEPUP ISSUER CS STEP 26.00% SV 699.53 DUE 09/28/18 CALL	09/29/16	50,000.00	50,950.00	950.00	

EMASM Fiscal Statement

FERMATA CHARITABLE FOUNDATION

CURRENT PORTFOLIO SUMMARY

Quantity	Security Description	Date Acquired	Total/Adj Cost Basis	Fiscal Year Value 12/31/16	Unrealized Gain or (Loss)	Est Annual Income
Equities						
1,000	FACEBOOK INC CLASS A COMMON STOCK	03/13/14	70,474.90	115,050.00	44,575.10	
700	FACEBOOK INC CLASS A COMMON STOCK	07/31/14	52,054.94	80,535.00	28,480.06	
12,800	JPNK400 ARN ISSUER CS CAP 18.00% SV 14,999.11 DUE 01/27/17	07/16/15	128,000.00	114,931.20	(13,068.80)	
2,782	INTL BKT ARN ISSUER BAC CAP 16.68% SV 100,000 DUE 09/29/17	07/28/16	27,820.00	29,127.54	1,307.54	
240	MCDONALDS CORP COM	12/11/13	23,085.00	29,212.80	6,127.80	903.00
300	BROADCOM LTD	09/26/16	50,253.24	53,031.00	2,777.76	1,225.00
3,139	R2000 ARN ISSUER SEK CAP 14.28% SV 1,217.325 DUE 09/29/17	07/28/16	31,390.00	32,601.65	1,211.65	
	Total Equities		881,809.81	1,036,051.31	154,241.50	5,777.00
Mutual Funds/Closed End Funds/UIT						
7,994	BLACKROCK EQUITY DIVIDEND FD C .7470 Fractional Share	10/18/07	156,363.76	174,349.14	17,985.38	1,815.00
		12/07/16	16.09	16.29	0.20	1.00
	Total Mutual Funds/Closed End Funds/UIT		156,379.85	174,365.43	17,985.58	1,816.00

PLEASE SEE REVERSE SIDE
 Page 6 of 16
 Statement Period Year Ending 12/31/16
 Account No.