

For calendar year 2016, or tax year beginning 01-01-2016, and ending 12-31-2016

Name of foundation Isaiah 61 Foundation		A Employer identification number 14-1827942	
Number and street (or P O box number if mail is not delivered to street address) PO Box 5505		B Telephone number (see instructions)	
City or town, state or province, country, and ZIP or foreign postal code Burlington, VT 054025505		C If exemption application is pending, check here <input type="checkbox"/>	
G Check all that apply <input type="checkbox"/> Initial return <input type="checkbox"/> Final return <input type="checkbox"/> Address change <input type="checkbox"/> Initial return of a former public charity <input type="checkbox"/> Amended return <input type="checkbox"/> Name change		D 1. Foreign organizations, check here <input type="checkbox"/> 2. Foreign organizations meeting the 85% test, check here and attach computation <input type="checkbox"/>	
H Check type of organization <input checked="" type="checkbox"/> Section 501(c)(3) exempt private foundation <input type="checkbox"/> Section 4947(a)(1) nonexempt charitable trust <input type="checkbox"/> Other taxable private foundation		E If private foundation status was terminated under section 507(b)(1)(A), check here <input type="checkbox"/>	
I Fair market value of all assets at end of year (from Part II, col (c), line 16) \$ 16,543,861		F If the foundation is in a 60-month termination under section 507(b)(1)(B), check here <input type="checkbox"/>	
J Accounting method <input type="checkbox"/> Cash <input checked="" type="checkbox"/> Accrual <input type="checkbox"/> Other (specify) _____ (Part I, column (d) must be on cash basis)			

Part I Analysis of Revenue and Expenses (The total of amounts in columns (b), (c), and (d) may not necessarily equal the amounts in column (a) (see instructions))		(a) Revenue and expenses per books	(b) Net investment income	(c) Adjusted net income	(d) Disbursements for charitable purposes (cash basis only)
Revenue	1 Contributions, gifts, grants, etc , received (attach schedule)	0			
	2 Check <input checked="" type="checkbox"/> if the foundation is not required to attach Sch B				
	3 Interest on savings and temporary cash investments				
	4 Dividends and interest from securities . . .	397,618	397,618		
	5a Gross rents				
	b Net rental income or (loss)				
	6a Net gain or (loss) from sale of assets not on line 10	960,024			
	b Gross sales price for all assets on line 6a 2,228,869				
	7 Capital gain net income (from Part IV, line 2) . . .		960,024		
	8 Net short-term capital gain				
	9 Income modifications				
	10a Gross sales less returns and allowances				
Operating and Administrative Expenses	b Less Cost of goods sold				
	c Gross profit or (loss) (attach schedule)				
	11 Other income (attach schedule)				
	12 Total. Add lines 1 through 11	1,357,642	1,357,642		
	13 Compensation of officers, directors, trustees, etc	0			
	14 Other employee salaries and wages				
	15 Pension plans, employee benefits				
	16a Legal fees (attach schedule)				
	b Accounting fees (attach schedule)	3,350	0	0	3,350
	c Other professional fees (attach schedule)	100,459	100,459		
	17 Interest				
	18 Taxes (attach schedule) (see instructions) . . .	57,180	8,829		29,141
	19 Depreciation (attach schedule) and depletion . . .	39,404			
	20 Occupancy				
	21 Travel, conferences, and meetings	11,980			11,980
	22 Printing and publications				
	23 Other expenses (attach schedule)	1,036	49		987
	24 Total operating and administrative expenses. Add lines 13 through 23	213,409	109,337	0	45,458
	25 Contributions, gifts, grants paid	696,018			696,018
	26 Total expenses and disbursements. Add lines 24 and 25	909,427	109,337	0	741,476
	27 Subtract line 26 from line 12				
	a Excess of revenue over expenses and disbursements	448,215			
	b Net investment income (if negative, enter -0-)		1,248,305		
c Adjusted net income(if negative, enter -0-)					

Part II Balance Sheets		Attached schedules and amounts in the description column should be for end-of-year amounts only (See instructions)			
		Beginning of year (a) Book Value	End of year (b) Book Value (c) Fair Market Value		
Assets	1	Cash—non-interest-bearing	120,055	149,746	149,746
	2	Savings and temporary cash investments			
	3	Accounts receivable ▶ _____ Less allowance for doubtful accounts ▶ _____			
	4	Pledges receivable ▶ _____ Less allowance for doubtful accounts ▶ _____			
	5	Grants receivable			
	6	Receivables due from officers, directors, trustees, and other disqualified persons (attach schedule) (see instructions)			
	7	Other notes and loans receivable (attach schedule) ▶ _____ Less allowance for doubtful accounts ▶ _____			
	8	Inventories for sale or use			
	9	Prepaid expenses and deferred charges			
	10a	Investments—U S and state government obligations (attach schedule)			
	b	Investments—corporate stock (attach schedule)	13,174,612	13,857,196	13,857,196
	c	Investments—corporate bonds (attach schedule)			
	11	Investments—land, buildings, and equipment basis ▶ _____ Less accumulated depreciation (attach schedule) ▶ _____			
	12	Investments—mortgage loans			
	13	Investments—other (attach schedule)	125,356	386,543	386,543
	14	Land, buildings, and equipment basis ▶ <u>3,836,286</u> Less accumulated depreciation (attach schedule) ▶ <u>1,700,997</u>	2,166,894	2,135,289	2,135,289
15	Other assets (describe ▶ _____)	20,500	15,087	15,087	
16	Total assets (to be completed by all filers—see the instructions Also, see page 1, item I)	15,607,417	16,543,861	16,543,861	
Liabilities	17	Accounts payable and accrued expenses			
	18	Grants payable			
	19	Deferred revenue			
	20	Loans from officers, directors, trustees, and other disqualified persons			
	21	Mortgages and other notes payable (attach schedule)			
	22	Other liabilities (describe ▶ _____)			
	23	Total liabilities (add lines 17 through 22)	0	0	
Net Assets or Fund Balances	Foundations that follow SFAS 117, check here ▶ <input type="checkbox"/> and complete lines 24 through 26 and lines 30 and 31.				
	24	Unrestricted			
	25	Temporarily restricted			
	26	Permanently restricted			
	Foundations that do not follow SFAS 117, check here ▶ <input checked="" type="checkbox"/> and complete lines 27 through 31.				
	27	Capital stock, trust principal, or current funds			
	28	Paid-in or capital surplus, or land, bldg , and equipment fund			
	29	Retained earnings, accumulated income, endowment, or other funds	15,607,417	16,543,861	
	30	Total net assets or fund balances (see instructions)	15,607,417	16,543,861	
31	Total liabilities and net assets/fund balances (see instructions) .	15,607,417	16,543,861		

Part III Analysis of Changes in Net Assets or Fund Balances

1	Total net assets or fund balances at beginning of year—Part II, column (a), line 30 (must agree with end-of-year figure reported on prior year's return)	1	15,607,417
2	Enter amount from Part I, line 27a	2	448,215
3	Other increases not included in line 2 (itemize) ▶ _____	3	488,229
4	Add lines 1, 2, and 3	4	16,543,861
5	Decreases not included in line 2 (itemize) ▶ _____	5	
6	Total net assets or fund balances at end of year (line 4 minus line 5)—Part II, column (b), line 30 .	6	16,543,861

Part IV Capital Gains and Losses for Tax on Investment Income

(a) List and describe the kind(s) of property sold (e g , real estate, 2-story brick warehouse, or common stock, 200 shs MLC Co)	(b) How acquired P—Purchase D—Donation	(c) Date acquired (mo , day, yr)	(d) Date sold (mo , day, yr)
1 a MORGAN STANLEY 120489	P	2016-01-01	2016-12-31
b MORGAN STANLEY 120489	P		2016-12-31
c MORGAN STANLEY 120489	P		2016-12-31
d			
e			

(e) Gross sales price	(f) Depreciation allowed (or allowable)	(g) Cost or other basis plus expense of sale	(h) Gain or (loss) (e) plus (f) minus (g)
a 243,456		228,934	14,522
b 249,193		142,331	106,862
c 1,736,220		897,580	838,640
d			
e			

Complete only for assets showing gain in column (h) and owned by the foundation on 12/31/69			(l) Gains (Col (h) gain minus col (k), but not less than -0-) or Losses (from col (h))
(i) F M V as of 12/31/69	(j) Adjusted basis as of 12/31/69	(k) Excess of col (i) over col (j), if any	
a			14,522
b			106,862
c			838,640
d			
e			

2 Capital gain net income or (net capital loss)	{ If gain, also enter in Part I, line 7 If (loss), enter -0- in Part I, line 7 }	2	960,024
3 Net short-term capital gain or (loss) as defined in sections 1222(5) and (6) If gain, also enter in Part I, line 8, column (c) (see instructions) If (loss), enter -0- in Part I, line 8		3	

Part V Qualification Under Section 4940(e) for Reduced Tax on Net Investment Income

(For optional use by domestic private foundations subject to the section 4940(a) tax on net investment income)

If section 4940(d)(2) applies, leave this part blank

Was the foundation liable for the section 4942 tax on the distributable amount of any year in the base period?

☐ Yes ☒ No

If "Yes," the foundation does not qualify under section 4940(e) Do not complete this part

1 Enter the appropriate amount in each column for each year, see instructions before making any entries

(a) Base period years Calendar year (or tax year beginning in)	(b) Adjusted qualifying distributions	(c) Net value of noncharitable-use assets	(d) Distribution ratio (col (b) divided by col (c))
2015	787,347	13,763,814	0 057204
2014	516,350	13,871,779	0 037223
2013	613,142	12,210,902	0 050213
2012	560,534	10,714,594	0 052315
2011	593,408	10,025,742	0 059188

2 Total of line 1, column (d)	2	0 256143
3 Average distribution ratio for the 5-year base period—divide the total on line 2 by 5, or by the number of years the foundation has been in existence if less than 5 years	3	0 051229
4 Enter the net value of noncharitable-use assets for 2016 from Part X, line 5	4	13,698,154
5 Multiply line 4 by line 3	5	701,743
6 Enter 1% of net investment income (1% of Part I, line 27b)	6	12,483
7 Add lines 5 and 6	7	714,226
8 Enter qualifying distributions from Part XII, line 4	8	741,476

If line 8 is equal to or greater than line 7, check the box in Part VI, line 1b, and complete that part using a 1% tax rate See the Part VI instructions

Part VI Excise Tax Based on Investment Income (Section 4940(a), 4940(b), 4940(e), or 4948—see instructions)

1a	Exempt operating foundations described in section 4940(d)(2), check here <input type="checkbox"/> and enter "N/A" on line 1 Date of ruling or determination letter _____ (attach copy of letter if necessary—see instructions)		
b	Domestic foundations that meet the section 4940(e) requirements in Part V, check here <input checked="" type="checkbox"/> and enter 1% of Part I, line 27b	1	12,483
c	All other domestic foundations enter 2% of line 27b. Exempt foreign organizations enter 4% of Part I, line 12, col (b)		
2	Tax under section 511 (domestic section 4947(a)(1) trusts and taxable foundations only. Others enter -0-)	2	
3	Add lines 1 and 2.	3	12,483
4	Subtitle A (income) tax (domestic section 4947(a)(1) trusts and taxable foundations only. Others enter -0-)	4	
5	Tax based on investment income. Subtract line 4 from line 3. If zero or less, enter -0-	5	12,483
6	Credits/Payments		
a	2016 estimated tax payments and 2015 overpayment credited to 2016	6a	26,497
b	Exempt foreign organizations—tax withheld at source	6b	
c	Tax paid with application for extension of time to file (Form 8868)	6c	27,000
d	Backup withholding erroneously withheld	6d	
7	Total credits and payments. Add lines 6a through 6d.	7	53,497
8	Enter any penalty for underpayment of estimated tax. Check here <input type="checkbox"/> if Form 2220 is attached	8	
9	Tax due. If the total of lines 5 and 8 is more than line 7, enter amount owed	9	
10	Overpayment. If line 7 is more than the total of lines 5 and 8, enter the amount overpaid	10	41,014
11	Enter the amount of line 10 to be Credited to 2017 estimated tax <input type="checkbox"/> 27,000 Refunded <input type="checkbox"/>	11	14,014

Part VII-A Statements Regarding Activities

	Yes	No
1a During the tax year, did the foundation attempt to influence any national, state, or local legislation or did it participate or intervene in any political campaign?	1a	No
b Did it spend more than \$100 during the year (either directly or indirectly) for political purposes (see Instructions for definition)? <i>If the answer is "Yes" to 1a or 1b, attach a detailed description of the activities and copies of any materials published or distributed by the foundation in connection with the activities</i>	1b	No
c Did the foundation file Form 1120-POL for this year?	1c	No
d Enter the amount (if any) of tax on political expenditures (section 4955) imposed during the year (1) On the foundation <input type="checkbox"/> \$ _____ (2) On foundation managers <input type="checkbox"/> \$ _____		
e Enter the reimbursement (if any) paid by the foundation during the year for political expenditure tax imposed on foundation managers <input type="checkbox"/> \$ _____		
2 Has the foundation engaged in any activities that have not previously been reported to the IRS? <i>If "Yes," attach a detailed description of the activities</i>	2	No
3 Has the foundation made any changes, not previously reported to the IRS, in its governing instrument, articles of incorporation, or bylaws, or other similar instruments? <i>If "Yes," attach a conformed copy of the changes</i>	3	No
4a Did the foundation have unrelated business gross income of \$1,000 or more during the year?	4a	No
b If "Yes," has it filed a tax return on Form 990-T for this year?	4b	
5 Was there a liquidation, termination, dissolution, or substantial contraction during the year? <i>If "Yes," attach the statement required by General Instruction T</i>	5	No
6 Are the requirements of section 508(e) (relating to sections 4941 through 4945) satisfied either • By language in the governing instrument, or • By state legislation that effectively amends the governing instrument so that no mandatory directions that conflict with the state law remain in the governing instrument?	6	Yes
7 Did the foundation have at least \$5,000 in assets at any time during the year? <i>If "Yes," complete Part II, col (c), and Part XV</i>	7	Yes
8a Enter the states to which the foundation reports or with which it is registered (see instructions) <input type="checkbox"/> NY, VT		
b If the answer is "Yes" to line 7, has the foundation furnished a copy of Form 990-PF to the Attorney General (or designate) of each state as required by General Instruction G? <i>If "No," attach explanation</i> .	8b	Yes
9 Is the foundation claiming status as a private operating foundation within the meaning of section 4942(j)(3) or 4942(j)(5) for calendar year 2016 or the taxable year beginning in 2016 (see instructions for Part XIV)? <i>If "Yes," complete Part XIV</i>	9	No
10 Did any persons become substantial contributors during the tax year? <i>If "Yes," attach a schedule listing their names and addresses</i>	10	No

Part VII-A Statements Regarding Activities (continued)

11	At any time during the year, did the foundation, directly or indirectly, own a controlled entity within the meaning of section 512(b)(13)? If "Yes," attach schedule (see instructions).	11		No
12	Did the foundation make a distribution to a donor advised fund over which the foundation or a disqualified person had advisory privileges? If "Yes," attach statement (see instructions)	12		No
13	Did the foundation comply with the public inspection requirements for its annual returns and exemption application? Website address ▶	13	Yes	
14	The books are in care of ▶ <u>PAULA ANDERSON</u> Telephone no ▶ <u>(802) 383-2676</u>			

Located at ▶ PO BOX 5505 BURLINGTON VT ZIP+4 ▶ 054025505

15	Section 4947(a)(1) nonexempt charitable trusts filing Form 990-PF in lieu of Form 1041 —Check here ▶ <input type="checkbox"/> and enter the amount of tax-exempt interest received or accrued during the year ▶ 15			
16	At any time during calendar year 2016, did the foundation have an interest in or a signature or other authority over a bank, securities, or other financial account in a foreign country? See instructions for exceptions and filing requirements for FinCEN Form 114, Report of Foreign Bank and Financial Accounts (FBAR). If "Yes," enter the name of the foreign country ▶	16	Yes	No

Part VII-B Statements Regarding Activities for Which Form 4720 May Be Required

File Form 4720 if any item is checked in the "Yes" column, unless an exception applies.

1a	During the year did the foundation (either directly or indirectly)		Yes	No
(1)	Engage in the sale or exchange, or leasing of property with a disqualified person? <input type="checkbox"/> Yes <input checked="" type="checkbox"/> No			
(2)	Borrow money from, lend money to, or otherwise extend credit to (or accept it from) a disqualified person? <input type="checkbox"/> Yes <input checked="" type="checkbox"/> No			
(3)	Furnish goods, services, or facilities to (or accept them from) a disqualified person? <input type="checkbox"/> Yes <input checked="" type="checkbox"/> No			
(4)	Pay compensation to, or pay or reimburse the expenses of, a disqualified person? <input type="checkbox"/> Yes <input checked="" type="checkbox"/> No			
(5)	Transfer any income or assets to a disqualified person (or make any of either available for the benefit or use of a disqualified person)? <input type="checkbox"/> Yes <input checked="" type="checkbox"/> No			
(6)	Agree to pay money or property to a government official? (Exception. Check "No" if the foundation agreed to make a grant to or to employ the official for a period after termination of government service, if terminating within 90 days). <input type="checkbox"/> Yes <input checked="" type="checkbox"/> No			
b	If any answer is "Yes" to 1a(1)–(6), did any of the acts fail to qualify under the exceptions described in Regulations section 53.4941(d)-3 or in a current notice regarding disaster assistance (see instructions)? <input type="checkbox"/> Organizations relying on a current notice regarding disaster assistance check here. ▶ <input type="checkbox"/>	1b		
c	Did the foundation engage in a prior year in any of the acts described in 1a, other than excepted acts, that were not corrected before the first day of the tax year beginning in 2016? <input type="checkbox"/>	1c		No
2	Taxes on failure to distribute income (section 4942) (does not apply for years the foundation was a private operating foundation defined in section 4942(j)(3) or 4942(j)(5))			
a	At the end of tax year 2016, did the foundation have any undistributed income (lines 6d and 6e, Part XIII) for tax year(s) beginning before 2016? <input type="checkbox"/> Yes <input checked="" type="checkbox"/> No If "Yes," list the years ▶ 20____, 20____, 20____, 20____			
b	Are there any years listed in 2a for which the foundation is not applying the provisions of section 4942(a)(2) (relating to incorrect valuation of assets) to the year's undistributed income? (If applying section 4942(a)(2) to all years listed, answer "No" and attach statement—see instructions) <input type="checkbox"/>	2b		
c	If the provisions of section 4942(a)(2) are being applied to any of the years listed in 2a, list the years here ▶ 20____, 20____, 20____, 20____			
3a	Did the foundation hold more than a 2% direct or indirect interest in any business enterprise at any time during the year? <input type="checkbox"/> Yes <input checked="" type="checkbox"/> No			
b	If "Yes," did it have excess business holdings in 2016 as a result of (1) any purchase by the foundation or disqualified persons after May 26, 1969, (2) the lapse of the 5-year period (or longer period approved by the Commissioner under section 4943(c)(7)) to dispose of holdings acquired by gift or bequest, or (3) the lapse of the 10-, 15-, or 20-year first phase holding period? (Use Schedule C, Form 4720, to determine if the foundation had excess business holdings in 2016). <input type="checkbox"/>	3b		
4a	Did the foundation invest during the year any amount in a manner that would jeopardize its charitable purposes?	4a		No
b	Did the foundation make any investment in a prior year (but after December 31, 1969) that could jeopardize its charitable purpose that had not been removed from jeopardy before the first day of the tax year beginning in 2016?	4b		No

Part VII-B Statements Regarding Activities for Which Form 4720 May Be Required (Continued)

<p>5a During the year did the foundation pay or incur any amount to</p> <p>(1) Carry on propaganda, or otherwise attempt to influence legislation (section 4945(e))? <input type="checkbox"/> Yes <input checked="" type="checkbox"/> No</p> <p>(2) Influence the outcome of any specific public election (see section 4955), or to carry on, directly or indirectly, any voter registration drive? <input type="checkbox"/> Yes <input checked="" type="checkbox"/> No</p> <p>(3) Provide a grant to an individual for travel, study, or other similar purposes? <input type="checkbox"/> Yes <input checked="" type="checkbox"/> No</p> <p>(4) Provide a grant to an organization other than a charitable, etc., organization described in section 4945(d)(4)(A)? (see instructions). <input type="checkbox"/> Yes <input checked="" type="checkbox"/> No</p> <p>(5) Provide for any purpose other than religious, charitable, scientific, literary, or educational purposes, or for the prevention of cruelty to children or animals? <input type="checkbox"/> Yes <input checked="" type="checkbox"/> No</p> <p>b If any answer is "Yes" to 5a(1)–(5), did any of the transactions fail to qualify under the exceptions described in Regulations section 53.4945 or in a current notice regarding disaster assistance (see instructions)? <input type="checkbox"/> Yes <input checked="" type="checkbox"/> No</p> <p>Organizations relying on a current notice regarding disaster assistance check here. <input type="checkbox"/> Yes <input checked="" type="checkbox"/> No</p> <p>c If the answer is "Yes" to question 5a(4), does the foundation claim exemption from the tax because it maintained expenditure responsibility for the grant? <input type="checkbox"/> Yes <input checked="" type="checkbox"/> No</p> <p><i>If "Yes," attach the statement required by Regulations section 53.4945–5(d)</i></p> <p>6a Did the foundation, during the year, receive any funds, directly or indirectly, to pay premiums on a personal benefit contract? <input type="checkbox"/> Yes <input checked="" type="checkbox"/> No</p> <p>b Did the foundation, during the year, pay premiums, directly or indirectly, on a personal benefit contract? <input type="checkbox"/> Yes <input checked="" type="checkbox"/> No</p> <p><i>If "Yes" to 6b, file Form 8870</i></p> <p>7a At any time during the tax year, was the foundation a party to a prohibited tax shelter transaction? <input type="checkbox"/> Yes <input checked="" type="checkbox"/> No</p> <p>b If yes, did the foundation receive any proceeds or have any net income attributable to the transaction? <input type="checkbox"/> Yes <input checked="" type="checkbox"/> No</p>	<p>5b</p> <p>6b</p> <p>7b</p>		
--	--	--	--

Part VIII Information About Officers, Directors, Trustees, Foundation Managers, Highly Paid Employees, and Contractors

1 List all officers, directors, trustees, foundation managers and their compensation (see instructions).

(a) Name and address	Title, and average hours per week (b) devoted to position	(c) Compensation (If not paid, enter -0-)	(d) Contributions to employee benefit plans and deferred compensation	Expense account, (e) other allowances
See Additional Data Table				

2 Compensation of five highest-paid employees (other than those included on line 1—see instructions). If none, enter "NONE."

(a) Name and address of each employee paid more than \$50,000	Title, and average hours per week (b) devoted to position	(c) Compensation	(d) Contributions to employee benefit plans and deferred compensation	Expense account, (e) other allowances

Total number of other employees paid over \$50,000. ☐ Yes ☒ No

Part VIII **Information About Officers, Directors, Trustees, Foundation Managers, Highly Paid Employees, and Contractors** *(continued)*

3 **Five highest-paid independent contractors for professional services (see instructions). If none, enter "NONE".**

(a) Name and address of each person paid more than \$50,000	(b) Type of service	(c) Compensation
Total number of others receiving over \$50,000 for professional services. ►		

Part IX-A **Summary of Direct Charitable Activities**

List the foundation's four largest direct charitable activities during the tax year. Include relevant statistical information such as the number of organizations and other beneficiaries served, conferences convened, research papers produced, etc.

	Expenses
1	
2	
3	
4	

Part IX-B **Summary of Program-Related Investments** (see instructions)

Describe the two largest program-related investments made by the foundation during the tax year on lines 1 and 2	Amount
1	
2	
All other program-related investments. See instructions.	
3	
Total. Add lines 1 through 3 ►	

Part X Minimum Investment Return (All domestic foundations must complete this part. Foreign foundations, see instructions.)

1	Fair market value of assets not used (or held for use) directly in carrying out charitable, etc., purposes		
a	Average monthly fair market value of securities.	1a	13,771,854
b	Average of monthly cash balances.	1b	134,901
c	Fair market value of all other assets (see instructions).	1c	0
d	Total (add lines 1a, b, and c).	1d	13,906,755
e	Reduction claimed for blockage or other factors reported on lines 1a and 1c (attach detailed explanation).	1e	
2	Acquisition indebtedness applicable to line 1 assets.	2	0
3	Subtract line 2 from line 1d.	3	13,906,755
4	Cash deemed held for charitable activities. Enter 1 1/2% of line 3 (for greater amount, see instructions).	4	208,601
5	Net value of noncharitable-use assets. Subtract line 4 from line 3. Enter here and on Part V, line 4.	5	13,698,154
6	Minimum investment return. Enter 5% of line 5.	6	684,908

Part XI Distributable Amount (see instructions) (Section 4942(j)(3) and (j)(5) private operating foundations and certain foreign organizations check here ☐ and do not complete this part.)

1	Minimum investment return from Part X, line 6.	1	684,908
2a	Tax on investment income for 2016 from Part VI, line 5.	2a	12,483
b	Income tax for 2016 (This does not include the tax from Part VI).	2b	
c	Add lines 2a and 2b.	2c	12,483
3	Distributable amount before adjustments. Subtract line 2c from line 1.	3	672,425
4	Recoveries of amounts treated as qualifying distributions.	4	
5	Add lines 3 and 4.	5	672,425
6	Deduction from distributable amount (see instructions).	6	
7	Distributable amount as adjusted. Subtract line 6 from line 5. Enter here and on Part XIII, line 1.	7	672,425

Part XII Qualifying Distributions (see instructions)

1	Amounts paid (including administrative expenses) to accomplish charitable, etc., purposes		
a	Expenses, contributions, gifts, etc.—total from Part I, column (d), line 26.	1a	741,476
b	Program-related investments—total from Part IX-B.	1b	0
2	Amounts paid to acquire assets used (or held for use) directly in carrying out charitable, etc., purposes.	2	0
3	Amounts set aside for specific charitable projects that satisfy the		
a	Suitability test (prior IRS approval required).	3a	0
b	Cash distribution test (attach the required schedule).	3b	0
4	Qualifying distributions. Add lines 1a through 3b. Enter here and on Part V, line 8, and Part XIII, line 4.	4	741,476
5	Foundations that qualify under section 4940(e) for the reduced rate of tax on net investment income. Enter 1% of Part I, line 27b (see instructions).	5	12,483
6	Adjusted qualifying distributions. Subtract line 5 from line 4.	6	728,993

Note: The amount on line 6 will be used in Part V, column (b), in subsequent years when calculating whether the foundation qualifies for the section 4940(e) reduction of tax in those years.

Part XIII Undistributed Income (see instructions)

	(a) Corpus	(b) Years prior to 2015	(c) 2015	(d) 2016
1 Distributable amount for 2016 from Part XI, line 7				672,425
2 Undistributed income, if any, as of the end of 2016				
a Enter amount for 2015 only.			0	
b Total for prior years 2014, 2013, 2012		0		
3 Excess distributions carryover, if any, to 2016				
a From 2011.				
b From 2012.				8,980
c From 2013.				28,076
d From 2014.				
e From 2015.				122,556
f Total of lines 3a through e.	159,612			
4 Qualifying distributions for 2016 from Part XII, line 4 ▶ \$ <u>741,476</u>				
a Applied to 2015, but not more than line 2a			0	
b Applied to undistributed income of prior years (Election required—see instructions).				
c Treated as distributions out of corpus (Election required—see instructions).				
d Applied to 2016 distributable amount.				672,425
e Remaining amount distributed out of corpus	69,051			
5 Excess distributions carryover applied to 2016 (If an amount appears in column (d), the same amount must be shown in column (a))				
6 Enter the net total of each column as indicated below:				
a Corpus Add lines 3f, 4c, and 4e Subtract line 5	228,663			
b Prior years' undistributed income Subtract line 4b from line 2b		0		
c Enter the amount of prior years' undistributed income for which a notice of deficiency has been issued, or on which the section 4942(a) tax has been previously assessed.				
d Subtract line 6c from line 6b Taxable amount—see instructions		0		
e Undistributed income for 2015 Subtract line 4a from line 2a Taxable amount—see instructions			0	
f Undistributed income for 2016 Subtract lines 4d and 5 from line 1 This amount must be distributed in 2017				0
7 Amounts treated as distributions out of corpus to satisfy requirements imposed by section 170(b)(1)(F) or 4942(g)(3) (Election may be required - see instructions).				
8 Excess distributions carryover from 2011 not applied on line 5 or line 7 (see instructions).				
9 Excess distributions carryover to 2017. Subtract lines 7 and 8 from line 6a	228,663			
10 Analysis of line 9				
a Excess from 2012.				8,980
b Excess from 2013.				28,076
c Excess from 2014.				
d Excess from 2015.				122,556
e Excess from 2016.				69,051

Part XIV Private Operating Foundations (see instructions and Part VII-A, question 9)

1a If the foundation has received a ruling or determination letter that it is a private operating foundation, and the ruling is effective for 2016, enter the date of the ruling. ▶

b Check box to indicate whether the organization is a private operating foundation described in section ☐ 4942(j)(3) or ☐ 4942(j)(5)

2a Enter the lesser of the adjusted net income from Part I or the minimum investment return from Part X for each year listed

	Tax year	Prior 3 years			(e) Total
	(a) 2016	(b) 2015	(c) 2014	(d) 2013	
b 85% of line 2a					
c Qualifying distributions from Part XII, line 4 for each year listed					
d Amounts included in line 2c not used directly for active conduct of exempt activities					
e Qualifying distributions made directly for active conduct of exempt activities. Subtract line 2d from line 2c					
3 Complete 3a, b, or c for the alternative test relied upon					
a "Assets" alternative test—enter					
(1) Value of all assets					
(2) Value of assets qualifying under section 4942(j)(3)(B)(i)					
b "Endowment" alternative test— enter 2/3 of minimum investment return shown in Part X, line 6 for each year listed.					
c "Support" alternative test—enter					
(1) Total support other than gross investment income (interest, dividends, rents, payments on securities loans (section 512(a)(5)), or royalties)					
(2) Support from general public and 5 or more exempt organizations as provided in section 4942(j)(3)(B)(iii).					
(3) Largest amount of support from an exempt organization					
(4) Gross investment income					

Part XV Supplementary Information (Complete this part only if the organization had \$5,000 or more in assets at any time during the year—see instructions.)

1 Information Regarding Foundation Managers:

a List any managers of the foundation who have contributed more than 2% of the total contributions received by the foundation before the close of any tax year (but only if they have contributed more than \$5,000) (See section 507(d)(2))
ANDREW J SCHONBEK

b List any managers of the foundation who own 10% or more of the stock of a corporation (or an equally large portion of the ownership of a partnership or other entity) of which the foundation has a 10% or greater interest
NONE

◀ | ▶

2 Information Regarding Contribution, Grant, Gift, Loan, Scholarship, etc., Programs:

Check here ☒ if the foundation only makes contributions to preselected charitable organizations and does not accept unsolicited requests for funds. If the foundation makes gifts, grants, etc. (see instructions) to individuals or organizations under other conditions, complete items 2a, b, c, and d

a The name, address, and telephone number or email address of the person to whom applications should be addressed

b The form in which applications should be submitted and information and materials they should include

c Any submission deadlines

d Any restrictions or limitations on awards, such as by geographical areas, charitable fields, kinds of institutions, or other factors

Part XV **Supplementary Information** (continued)**3 Grants and Contributions Paid During the Year or Approved for Future Payment**

Recipient	If recipient is an individual, show any relationship to any foundation manager or substantial contributor	Foundation status of recipient	Purpose of grant or contribution	Amount
Name and address (home or business)				
a <i>Paid during the year</i> See Additional Data Table				
Total			3a	696,018
b <i>Approved for future payment</i>				
Total			3b	

Enter gross amounts unless otherwise indicated

Enter gross amounts unless otherwise indicated	Unrelated business income		Excluded by section 512, 513, or 514		(e) Related or exempt function income (See instructions)
	(a) Business code	(b) Amount	(c) Exclusion code	(d) Amount	
1 Program service revenue					
a _____					
b _____					
c _____					
d _____					
e _____					
f _____					
g Fees and contracts from government agencies					
2 Membership dues and assessments.					
3 Interest on savings and temporary cash investments					
4 Dividends and interest from securities.			14	397,618	
5 Net rental income or (loss) from real estate					
a Debt-financed property.					
b Not debt-financed property.					
6 Net rental income or (loss) from personal property					
7 Other investment income.					
8 Gain or (loss) from sales of assets other than inventory			18	960,024	
9 Net income or (loss) from special events					
10 Gross profit or (loss) from sales of inventory					
11 Other revenue a _____					
b _____					
c _____					
d _____					
e _____					
12 Subtotal. Add columns (b), (d), and (e).				1,357,642	
13 Total. Add line 12, columns (b), (d), and (e).			13		1,357,642

(See worksheet in line 13 instructions to verify calculations)

Part XVI-B Relationship of Activities to the Accomplishment of Exempt Purposes

[illegible]

Part XVII

- | | Yes | No |
|-------|-----|----|
| 1a(1) | | No |
| 1a(2) | | No |
| 1b(1) | | No |
| 1b(2) | | No |
| 1b(3) | | No |
| 1b(4) | | No |
| 1b(5) | | No |
| 1b(6) | | No |
| 1c | | No |

2a Is the foundation directly or indirectly affiliated with, or related to, one or more tax-exempt organizations described in section 501(c) of the Code (other than section 501(c)(3)) or in section 527? ☐ Yes ☒ No

- Sign
Here**


Title


☒ Yes ☐ No


Phone no (802) 383-0399

Form 990PF Part VIII Line 1 - List all officers, directors, trustees, foundation managers and their compensation				
(a) Name and address	Title, and average hours per week (b) devoted to position	(c) Compensation (If not paid, enter -0-)	(d) Contributions to employee benefit plans and deferred compensation	Expense account, (e) other allowances
ANDREW J SCHONBEK	TRUSTEE 2 0	0	0	0
79 WOODCLIFF DRIVE PLATTSBURGH, NY 12901				
ALICE J SCHONBEK	TRUSTEE 0 25	0	0	0
79 WOODCLIFF DRIVE PLATTSBURGH, NY 12901				
EILEEN SCHONBEK-BEER	TRUSTEE 0 5	0	0	0
PO BOX 84 BURLINGTON, VT 054020084				
MICHAEL BEER	TRUSTEE 3 0	0	0	0
PO BOX 84 BURLINGTON, VT 054020084				
STEPHANIE BEER	TRUSTEE 0 25	0	0	0
PO Box 84 Burlington, VT 054020084				
MATTHEW BEER	TRUSTEE 0 25	0	0	0
29 Tanglewood Drive South Burlington, VT 05403				
Amelia Schonbek	TRUSTEE 0 25	0	0	0
79 Woodcliff Drive Plattsburgh, NY 12901				
Alexandra Schonbek	TRUSTEE 0 25	0	0	0
35 Hazel Ave Amherst, MA 01002				

Form 990PF Part XV Line 3 - Grants and Contributions Paid During the Year or Approved for Future Payment

Recipient	If recipient is an individual, show any relationship to any foundation manager or substantial contributor	Foundation status of recipient	Purpose of grant or contribution	Amount
Name and address (home or business)				
a <i>Paid during the year</i>				
CHILD VOICE INTERNATIONAL PO BOX 579 DURHAM, NH 038240579	No Relationship	PC	SUPPORT OF MINISTRY	50,000
INTERNATIONAL HOUSE OF PRAYER 3535 EAST RED BRIDGE ROAD KANSAS CITY, MO 64137	No Relationship	PC	SUPPORT OF MINISTRY	2,200
150 CHERRY STREET 150 CHERRY STREET BURLINGTON, VT 05401	AFFILIATED CHURCH	PC	SUPPORT OF MINISTRY	316,500
FINAL FRONTIER MINISTRIES PO BOX 121971 NASHVILLE, TN 372121971	No Relationship	PC	SUPPORT OF MINISTRY	10,200
LIVING HOPE CHRISTIAN CHURCH 1037 SOUTH BROWNELL ROAD WILLISTON, VT 05495	NO RELATIONSHIP	PC	SUPPORT OF MINISTRY	5,700
Total 				696,018
3a				

Form 990PF Part XV Line 3 - Grants and Contributions Paid During the Year or Approved for Future Payment				
Recipient	If recipient is an individual, show any relationship to any foundation manager or substantial contributor	Foundation status of recipient	Purpose of grant or contribution	Amount
Name and address (home or business)				
a <i>Paid during the year</i>				
KID'S ALIVE INTERNATIONAL 2507 CUMBERLAND DRIVE VALPARAISO, IN 463832503	NO RELATIONSHIP	PC	SUPPORT OF PROGRAM SERVICES	2,000
KINGDOM'S KIDS MINISTRY 1050 BRIGHTON COVE DRIVE LAWRENCEVILLE, GA 30043	NO RELATIONSHIP	PC	SUPPORT OF MINISTRY	2,000
ANEW PLACE 89 NORTH STREET BURLINGTON, VT 05401	NO RELATIONSHIP	PC	SUPPORT OF PROGRAM SERVICES	39,418
PENINSULA ANGLICAN FELLOWSHIP 9575 STEIN ROAD CUSTER, WA 98240	NO RELATIONSHIP	PC	SUPPORT OF MINISTRY	15,000
NEW ZEALAND BAPTIST MINISTRY SOCIETY 473 GREAT SOUTH ROAD AUCKLAND 1061 NZ	NO RELATIONSHIP	PC	SUPPORT OF MINISTRY	250,000
Total 				696,018
3a				

Form 990PF Part XV Line 3 - Grants and Contributions Paid During the Year or Approved for Future Payment				
Recipient	If recipient is an individual, show any relationship to any foundation manager or substantial contributor	Foundation status of recipient	Purpose of grant or contribution	Amount
Name and address (home or business)				
a <i>Paid during the year</i>				
ADDOPTTOGETHER 251 W CENTRAL AVE 278 SPRINGBORO, OH 45066	NO RELATIONSHIP	PC	SUPPORT OF PROGRAM SERVICES	2,000
TEEN CHALLENGE VERMONT 1296 COLLINS HILL ROAD JOHNSON, VT 05656	NO RELATIONSHIP	PC	SUPPORT OF PROGRAM SERVICES	1,000
Total 				696,018
3a				

TY 2016 Accounting Fees Schedule**Name:** Isaiah 61 Foundation**EIN:** 14-1827942

Category	Amount	Net Investment Income	Adjusted Net Income	Disbursements for Charitable Purposes
ACCOUNTING	3,350			3,350

Note: To capture the full content of this document, please select landscape mode (11" x 8.5") when printing.

TY 2016 Depreciation Schedule

Name: Isaiah 61 Foundation

EIN: 14-1827942

TY 2016 Investments Corporate Stock Schedule**Name:** Isaiah 61 Foundation**EIN:** 14-1827942

Name of Stock	End of Year Book Value	End of Year Fair Market Value
SEE ATTACHED STATEMENT A	13,857,196	13,857,196

TY 2016 Investments - Other Schedule

Name: Isaiah 61 Foundation

EIN: 14-1827942

Category/ Item	Listed at Cost or FMV	Book Value	End of Year Fair Market Value
SEE ATTACHED STATEMENT A	FMV	386,543	386,543

TY 2016 Other Assets Schedule

Name: Isaiah 61 Foundation

EIN: 14-1827942

Other Assets Schedule

Description	Beginning of Year - Book Value	End of Year - Book Value	End of Year - Fair Market Value
ANATOL MALANCIA	20,500	15,087	15,087

TY 2016 Other Expenses Schedule**Name:** Isaiah 61 Foundation**EIN:** 14-1827942**Other Expenses Schedule**

Description	Revenue and Expenses per Books	Net Investment Income	Adjusted Net Income	Disbursements for Charitable Purposes
POSTAGE & DELIVERY	130			130
REPAIRS AND MAINTENANCE	857			857
BANK SERVICE CHARGES	49	49		

TY 2016 Other Income Schedule

Name: Isaiah 61 Foundation

EIN: 14-1827942

Other Income Schedule

Description	Revenue And Expenses Per Books	Net Investment Income	Adjusted Net Income
MORGAN STANLEY SMITH BARNEY-OTHER INCOME			

TY 2016 Other Increases Schedule

Name: Isaiah 61 Foundation

EIN: 14-1827942

Description	Amount
UNREALIZED GAIN ON INVESTMENTS	488,229

TY 2016 Other Professional Fees Schedule**Name:** Isaiah 61 Foundation**EIN:** 14-1827942

Category	Amount	Net Investment Income	Adjusted Net Income	Disbursements for Charitable Purposes
INVESTMENT FEES	100,459	100,459		

TY 2016 Taxes Schedule**Name:** Isaiah 61 Foundation**EIN:** 14-1827942

Category	Amount	Net Investment Income	Adjusted Net Income	Disbursements for Charitable Purposes
PROPERTY TAXES	29,141			29,141
EXCISE TAXES	19,210			
FOREIGN TAXES	8,829	8,829		

CLIENT STATEMENT | For the Period December 1-31, 2016

Morgan Stanley

Account Detail

Investment Management Services Basic Securities Acct. ISAIAH 61 FOUNDATION
383-120489-540 ATTN: ANDREW SCHONBEK

Investment Objectives†: Capital Appreciation, Income

Investment Advisory Account
Manager: THOMASPARTNERS, INC.

HOLDINGS

STOCKS

COMMON STOCKS

Security Description	Trade Date	Quantity	Unit Cost	Share Price	Total Cost	Market Value	Unrealized Gain/(Loss)	Est Ann Income	Current Yield %
3M COMPANY (MMM)	5/13/09	1,000,000	\$56.859	\$178.570	\$56,859.40	\$178,570.00	\$121,710.60 LT		
	5/27/09	590,000	57.219	178.570	33,759.09	105,356.30	71,597.21 LT		
	Total	1,590,000			90,618.49	283,926.30	193,307.81 LT	7,060.00	2.48
ABBOTT LABORATORIES (ABT)	5/6/09	1,300,000	20.485	38.410	26,630.67	49,933.00	23,302.33 LT		
	7/10/09	550,000	21.828	38.410	12,005.43	21,125.50	9,120.07 LT		
	8/5/09	225,000	21.147	38.410	4,758.00	8,642.25	3,884.25 LT		
	5/17/10	205,000	23.330	38.410	4,782.69	7,874.05	3,091.36 LT		

Morgan Stanley

Investment Management Services Basic Securities Acct.
383-120489-540
ISAIAH 61 FOUNDATION
ATTN: ANDREW SCHONBEK

Account Detail

Security Description	Trade Date	Quantity	Unit Cost	Share Price	Total Cost	Market Value	Unrealized Gain/(Loss)	Est Annual Income	Current Yield %
	9/30/13	2,195,000	33,400	38.410	73,312.76	84,309.95	10,997.17 LT		
	10/23/13	270,000	37,013	38.410	9,953.51	10,370.70	377.19 LT		
	11/20/13	700,000	38,267	38.410	26,786.97	26,887.00	100.03 LT		
	3/7/16	1,945,000	39,042	38.410	75,936.30	74,707.45	(1,228.85) ST		
	5/10/16	520,000	37,978	38.410	19,748.72	19,973.20	224.48 ST		
Total		7,910,000			253,955.07	303,823.10	50,872.40 LT (1,004.37) ST	8,385.00	2.75
AMERICAN EXPRESS CO (AAPL)									
	8/31/09	740,000	33,699	74.080	24,937.56	54,819.20	29,881.64 LT		
	10/5/09	303,000	33,249	74.080	9,974.76	22,224.00	12,249.24 LT		
	10/14/09	285,000	34,650	74.080	9,875.75	21,112.80	11,237.55 LT		
	5/14/10	185,000	41,320	74.030	20,040.15	35,928.50	15,888.35 LT		
	5/19/10	250,000	39,960	74.080	9,989.00	18,520.00	8,530.10 LT		
	6/4/10	250,000	38,930	74.090	9,732.48	18,520.00	8,787.52 LT		
	10/12/10	465,000	38,513	74.090	17,908.68	34,147.20	16,538.52 LT		
	12/7/11	310,000	46,878	74.080	14,532.18	27,961.80	8,432.62 LT		
	7/24/12	500,000	55,354	74.060	27,677.00	37,040.00	9,363.00 LT		
	9/27/12	130,000	56,102	74.080	10,038.32	13,334.40	3,296.08 LT		
	7/12/16	125,000	63,218	74.090	7,992.25	9,280.00	1,357.75 ST		
Total		3,890,000			162,668.53	288,171.20	124,144.97 LT 1,357.75 ST	4,975.00	1.72
APPLE INC (AAPL)									
	9/28/15	2,595,000	113,384	115.820	294,231.74	300,552.90	6,321.16 LT	5,917.00	1.96
ARTHUR J GALLAGHER (AIG)									
	4/11/14	900,000	44,367	51.960	39,929.94	46,764.00	6,834.06 LT		
	5/14/14	300,000	45,337	51.960	13,601.01	15,588.00	1,986.99 LT		
	5/20/14	1,000,000	45,410	51.960	45,410.00	51,960.00	6,550.00 LT		
	6/3/14	200,000	46,135	51.960	9,226.94	10,392.00	1,165.06 LT		
	6/25/14	1,105,000	46,824	51.960	51,506.29	57,156.00	5,649.71 LT		
	7/11/14	200,000	46,597	51.960	9,319.30	10,392.00	1,072.70 LT		
	7/18/14	200,000	46,461	51.960	9,292.20	10,392.00	1,099.80 LT		
	11/4/14	275,000	48,042	51.960	13,211.58	14,289.00	1,077.42 LT		
	4/2/15	340,000	46,899	51.960	15,945.59	17,666.40	1,720.81 LT		
	5/26/15	385,000	48,945	51.960	18,805.25	20,064.00	1,199.35 LT		
	9/15/15	320,000	42,203	51.960	13,506.69	16,627.20	3,120.51 LT		
Total		5,220,000			239,154.79	271,231.20	31,176.41 LT	7,934.00	2.92

Morgan Stanley

Account Detail

Investment Management Services Basic Securities Acct. ISAIAH 61 FOUNDATION
383-120489-540 ATTN: ANDREW SCHONBEK

Security Description	Trade Date	Quantity	Unit Cost	Share Price	Total Cost	Market Value	Unrealized Gain/(Loss)	Est Ann Income	Current Yield %
AT&T INC (T)	5/7/09	2,720,000	25.760	42.530	70,066.11	115,681.60	45,615.49 LT		
	5/12/09	1,375,000	25.429	42.530	34,965.43	58,478.75	23,513.32 LT		
	9/9/11	715,000	27.770	42.530	19,855.55	30,408.75	10,553.40 LT		
	9/22/11	355,000	27.830	42.530	9,679.65	15,098.15	5,218.50 LT		
	12/16/11	315,000	28.777	42.530	9,064.82	13,396.95	4,332.13 LT		
	1/13/14	1,265,000	33.250	42.530	42,061.25	53,600.45	11,739.20 LT		
	6/25/14	600,000	35.125	42.530	21,075.00	25,518.00	4,443.00 LT		
	5/26/15	500,000	34.000	42.530	17,000.00	21,255.00	4,255.00 LT		
	Total	7,845,000			224,167.81	353,647.85	109,480.04 LT	15,376.00	4.60
BD & T CORP (BBT)	3/11/13	7,390,000	31.649	47.020	233,887.99	347,477.80	113,590.21 LT		
	11/20/13	170,000	34.090	47.020	5,795.30	7,993.40	2,198.10 LT		
	10/11/16	4,123,000	39.025	47.070	160,898.01	193,863.46	32,965.45 ST		
	Total	11,683,000			400,580.90	549,334.66	148,788.21 LT	14,020.00	2.55
BCE INC (BCE)	5/7/10	2,050,000	29.147	43.240	59,751.35	88,642.00	28,890.65 LT		
	5/20/10	340,000	29.340	43.240	9,975.53	14,701.60	4,726.07 LT		
	5/24/10	315,000	29.140	43.240	10,053.30	11,917.80	1,864.50 LT		
	6/4/10	350,000	29.970	43.240	9,890.03	14,269.20	4,379.17 LT		
	9/22/11	265,000	36.300	43.240	9,725.50	11,458.00	1,733.10 LT		
	4/23/13	260,000	45.915	43.240	9,182.51	8,648.00	(534.54) LT		
	6/25/13	1,355,000	41.221	43.240	55,854.59	58,590.20	2,735.61 LT		
	11/20/13	353,000	44.520	43.240	11,825.16	14,398.92	2,573.76 LT		
	11/20/13	557,000	44.527	43.240	24,301.65	24,084.68	(216.97) LT		
	12/16/13	225,000	42.653	43.240	9,596.99	9,729.00	132.01 LT		
	4/8/15	500,000	43.580	43.240	21,793.00	21,620.00	(170.00) LT		
	5/26/15	775,000	43.590	43.240	33,782.02	33,511.00	(271.02) LT		
	10/24/16	310,000	45.660	43.240	14,154.60	13,404.40	(750.20) ST		
	Total	7,585,000			283,387.26	327,975.40	45,342.34 LT	15,458.00	4.71
						(750.20) ST			
BECKON DICKINSON & CO (BDX)	5/6/09	645,000	61.207	165.550	42,538.80	115,057.25	72,518.45 LT		
	6/12/09	295,000	67.919	165.550	20,035.96	46,837.25	29,801.29 LT		
	8/5/09	150,000	65.538	165.550	9,830.66	24,832.50	15,001.84 LT		
	6/29/10	150,000	67.490	165.550	10,168.49	24,832.50	14,664.01 LT		
	1/16/11	455,000	70.648	165.550	32,144.84	75,325.75	43,180.41 LT		

Morgan Stanley

CLIENT STATEMENT | For the Period December 1-31 2016

Account Detail Investment Management Services Basic Securities Acct. 383-120489-540 ISAIAH 61 FOUNDATION ATTN: ANDREW SCHONBEK

Security Description	Inade Date	Quantity	Unit Cost	Share Price	Total Cost	Market Value	Unrealized Gain/(Loss)	Est Ann Income	Current Yield %
	9/1/12	110.000	79.230	165.550	8,720.80	18,213.50	9,492.70 LT		
Total		1,855.000			123,439.55	307,095.25	183,655.70 LT	5,417.00	1.76
CHEVRON CORP (CVX)									
	5/27/09	1,335.000	65.958	117.700	88,054.47	157,129.50	69,075.03 LT		
	6/3/09	440.000	67.999	117.700	29,919.65	51,788.00	21,868.35 LT		
	8/5/09	140.000	70.105	117.700	9,874.77	16,478.00	6,603.23 LT		
	6/4/10	140.000	71.663	117.700	10,032.39	16,478.00	6,445.61 LT		
	11/20/13	55.000	122.110	117.700	6,716.05	6,473.53	(242.55) LT		
	12/16/13	125.000	120.096	117.700	15,012.04	14,712.50	(299.54) LT		
	3/13/14	165.000	114.329	117.700	18,804.32	19,420.50	616.18 LT		
	12/29/14	200.000	113.855	117.700	22,771.00	23,540.00	769.00 LT		
Total		2,690.000			201,184.69	306,020.00	104,835.31 LT	11,232.60	3.67
CISCO SYS INC (CSCO)									
	1/15/14	11,269.000	22.755	30.220	256,420.46	340,549.18	84,128.72 LT		
Total								11,720.00	3.44
COCA COLA CO (KO)									
	5/7/09	3,630.000	21.345	11.460	77,481.62	150,499.80	73,018.18 LT		
	8/31/09	410.000	24.325	41.460	9,973.09	16,998.60	7,025.51 LT		
	5/19/10	380.000	26.400	41.460	10,031.94	15,754.80	5,722.86 LT		
	5/24/10	390.000	25.580	41.460	9,976.16	16,169.10	6,193.22 LT		
	6/2/10	330.000	25.845	41.460	9,821.10	15,754.80	5,933.70 LT		
	9/30/13	555.000	36.020	41.460	21,101.16	23,030.30	1,909.14 LT		
	11/20/13	50.000	40.330	41.460	2,076.50	2,073.00	(3.50) LT		
	2/4/14	300.000	37.413	41.460	11,223.99	12,438.00	1,214.01 LT		
Total		6,095.000			151,625.58	252,698.70	101,073.12 LT	8,532.00	3.37
DEERE & CO (DE)									
	6/22/09	960.000	38.739	103.040	77,189.44	98,918.40	21,728.96 LT		
	6/30/09	725.000	41.329	103.040	29,963.38	74,704.00	44,740.62 LT		
	10/5/09	235.000	12.009	103.040	9,672.16	24,274.40	14,602.24 LT		
	5/20/10	175.000	57.359	103.040	10,031.74	18,032.00	7,999.26 LT		
	3/7/12	190.000	78.947	103.040	14,999.93	19,577.60	4,577.67 LT		
	5/23/12	200.000	74.794	103.040	14,955.80	20,608.00	5,652.20 LT		
	8/30/12	225.000	74.380	103.040	16,735.50	21,184.01	4,448.51 LT		
	2/4/14	90.000	65.000	103.040	7,650.00	9,273.60	1,623.60 LT		
	7/12/16	130.000	82.402	103.040	16,712.30	13,395.20	(3,317.10) LT		
Total		2,920.000			152,119.25	301,907.20	147,105.05 LT	1,037.00	2.32
								7,682.90 ST	

Account Detail

Investment Management Services Basic Securities Acct.
383-120489-540ISAIAH 61 FOUNDATION
ATTN: ANDREW SCHONBEK

Morgan Stanley

Security Description	Trade Date	Quantity	Unit Cost	Share Price	Total Cost	Market Value	Unrealized Gain/(Loss)	Est Ann Income	Current Yield %
DIAGNO PLC SPON ADR NEW (DEO)									
	6/30/09	1,300,000	57.677	103.940	88,170.47	144,476.60	64,306.13 LT		
	7/24/09	500,000	60.248	103.940	30,324.10	51,976.00	21,845.90 LT		
	3/5/10	150,000	65.560	103.940	9,833.99	35,591.00	9,757.01 LT		
	2/4/14	110,000	116.490	103.940	12,813.98	11,435.40	(1,380.58) LT		
Total		2,150,000			132,942.46	223,471.00	90,528.54 LT	6,699.00	2.99
EVERSOURCE ENERGY COM (ES)									
	5/6/09	2,991,817	23.337	56.230	69,818.57	165,238.05	95,419.48 LT		
	5/13/09	1,528,372	22.902	55.230	35,032.29	84,411.99	49,409.70 LT		
	10/30/09	419,811	23.882	55.230	10,017.53	23,186.16	13,168.63 LT		
	11/20/13	240,000	42.078	55.230	10,099.60	13,255.20	3,156.60 LT		
	12/30/13	175,000	42.418	55.230	7,423.13	9,665.25	2,242.12 LT		
Total		5,355,000			132,360.12	295,756.65	163,396.53 LT	9,532.00	3.29
EXXON MOBIL CORP (XOM)									
	6/18/10	400,000	62.920	90.260	25,167.96	36,104.00	10,936.04 LT		
	6/29/10	170,000	58.070	90.260	9,863.40	15,344.20	5,480.80 LT		
	7/1/10	175,000	57.200	90.260	10,009.98	15,795.50	5,785.52 LT		
	9/9/10	500,000	61.020	90.260	30,509.95	45,130.00	14,620.05 LT		
	9/9/11	345,000	72.340	90.260	24,957.30	31,139.70	6,182.40 LT		
	4/2/15	1,745,000	84.261	90.260	147,040.16	157,503.70	10,463.54 LT		
	9/15/15	210,000	73.120	90.260	15,355.20	18,954.60	3,599.40 LT		
	9/26/16	630,000	83.630	90.260	52,686.84	56,863.80	4,176.96 ST		
	10/24/16	135,000	86.855	90.260	11,729.50	12,185.10	455.60 ST		
Total		4,310,000			327,220.29	389,020.60	57,067.75 LT	12,930.00	3.32
							4,632.56 ST		
GENERAL ELECTRIC CO (GE)									
	12/9/13	9,591,000	21.168	31.680	260,565.41	303,075.60	42,510.19 LT		
	3/13/14	709,000	25.377	31.680	17,949.68	22,404.40	4,454.72 LT		
Total		10,300,000			278,515.09	325,480.00	46,964.91 LT	9,888.00	3.03
GENUINE PARTS CO (GPC)									
	5/6/09	1,550,000	33.350	95.540	51,692.91	148,087.00	96,394.10 LT		
	5/11/09	1,050,000	33.218	95.540	34,819.48	100,317.00	65,438.52 LT		
	10/24/16	25,000	91.050	95.540	2,276.25	2,388.50	112.25 ST		
Total		2,625,000			88,847.54	250,792.50	161,832.71 LT	6,904.00	2.75
							112.25 ST		

Morgan Stanley

Investment Management Services Basic Securities Acct.
 383-120489-540
 ISAIAH 61 FOUNDATION
 ATTN: ANDREW SCHONBEK

Account Detail

Security Description	Trade Date	Quantity	Unit Cost	Share Price	Total Cost	Market Value	Unrealized Gain/(Loss)	Est Ann Income	Current Yield %
INTEL CORP (INTC)									
	5/8/09	6,040,000	15.300	36.270	92,410.79	219,070.80	126,660.01 LT		
	5/12/09	2,310,000	15.140	36.270	34,972.71	85,783.70	48,810.99 LT		
	9/17/12	1,120,000	23.270	36.270	26,062.40	40,622.40	14,560.00 LT		
	1/16/13	815,000	21.939	36.270	17,880.45	29,560.05	11,679.60 LT		
Total		10,285,000			171,326.35	373,036.95	201,710.60 LT	10,086.00	2.86
INTEL BUSINESS MACHINES CORP (IBM)									
	5/8/09	790,000	100.450	165.990	79,355.50	131,152.10	51,776.60 LT		
	1/10/09	795,000	101.479	165.990	29,924.36	48,967.05	19,042.69 LT		
	5/11/10	60,000	126.070	165.990	10,085.60	13,279.20	3,193.60 LT		
	4/23/13	35,000	191.930	165.990	6,714.05	5,809.65	(904.40) LT		
	10/23/13	55,000	175.210	165.990	9,636.55	9,129.45	(507.10) LT		
	11/29/13	135,000	185.720	165.990	25,072.20	22,408.65	(2,663.55) LT		
	12/16/13	50,000	178.750	165.990	8,912.50	8,299.50	(613.00) LT		
	6/3/14	60,000	184.490	165.990	11,069.40	9,959.40	(1,110.00) LT		
	3/7/16	850,000	139.380	165.990	118,481.50	141,091.50	22,610.00 LT		
Total		2,350,000			299,251.66	390,076.50	68,214.84 LT	15,160.00	3.37
JOHNSON & JOHNSON (JNJ)									
	11/2/09	91,000	59.839	115.210	5,445.39	10,464.11	5,038.72 LT		
	12/16/09	389,000	64.800	115.210	19,439.97	34,563.00	15,123.03 LT		
	1/22/10	470,000	63.990	115.210	30,028.21	54,149.70	24,120.49 LT		
	3/5/10	155,000	63.830	115.210	9,893.63	17,387.55	7,493.92 LT		
	5/12/10	155,000	64.840	115.210	10,050.18	17,857.55	7,807.37 LT		
	5/14/10	160,000	64.210	115.210	10,273.58	18,435.60	8,160.02 LT		
	4/6/11	500,000	59.690	115.210	29,844.75	57,605.00	27,760.25 LT		
	2/29/12	155,000	64.977	115.210	10,071.41	17,857.55	7,786.14 LT		
	5/23/12	455,000	63.157	115.210	28,736.44	52,420.55	23,684.11 LT		
	4/17/15	1,854,000	99.545	115.210	185,054.16	214,175.39	29,121.23 LT		
Total		4,300,000			338,837.74	495,403.60	156,565.26 LT	13,760.00	2.77
JP MORGAN CHASE & CO (JPM)									
	10/2/14	2,408,000	58.997	86.290	142,064.78	207,186.32	65,121.54 LT		
	10/3/14	2,217,000	60.030	86.290	132,919.20	190,873.48	57,954.18 LT		
Total		4,620,000			274,984.08	398,059.80	123,075.72 LT	8,070.00	2.22
LEGGETT & PLATT INC (LEG)									
	9/13/13	3,725,000	30.724	16.880	114,447.65	162,078.00	67,630.35 LT		
	11/20/15	1,840,000	30.016	48.880	55,228.89	89,939.20	34,710.31 LT		

CLIENT STATEMENT | For the Period December 1-31, 2016

Page 25 of 34

Morgan Stanley

Account Detail

Investment Management Services Basic Securities Acct.
383-120489-540
ISIAIAH 61 FOUNDATION
ATTN: ANDREW SCHONBEK

Security Description	Trade Date	Quantity	Unit Cost	Share Price	Total Cost	Market Value	Unrealized Gain/(Loss)	Est Ann Income	Current Yield %
LOCKHEED MARTIN CORP (LMT)									
	6/13/13	790.000	107.952	249.940	85,282.12	197,452.60	112,170.48 LT		
	6/25/13	235.000	103.696	249.940	26,442.56	63,734.70	37,292.14 LT		
Total		1,045.000			111,724.68	261,187.30	149,462.42 LT	7,508.00	2.93
LOWES COMPANIES INC (LOW)									
	12/16/11	1,250.000	24.988	71.120	31,235.00	68,900.00	57,665.00 LT		
	5/23/12	1,035.000	26.060	71.120	26,972.10	73,609.20	46,637.10 LT		
	7/24/12	1,210.000	25.658	71.120	31,945.94	86,955.20	55,009.26 LT		
Total		3,495.000			89,253.04	248,564.40	159,311.36 LT	4,893.00	1.96
MICROSOFT CORP (MSFT)									
	6/6/09	1,300.000	19.860	62.140	25,817.48	80,782.00	54,964.52 LT		
	7/16/09	1,040.000	24.000	62.140	24,960.00	64,625.60	39,665.60 LT		
	7/27/09	640.000	23.339	62.140	14,937.22	39,769.60	24,832.38 LT		
	5/11/10	700.000	28.800	62.140	20,160.00	43,498.00	23,338.00 LT		
	12/7/10	370.000	26.950	62.140	9,971.46	22,991.80	13,020.34 LT		
	10/28/11	735.000	24.907	62.140	19,776.50	45,672.90	25,896.40 LT		
	11/23/12	660.000	27.600	62.140	18,216.00	41,012.40	22,796.40 LT		
	1/7/13	300.000	27.140	62.140	9,499.00	21,749.50	12,250.50 LT		
	7/12/16	185.000	53.360	62.140	9,671.60	11,495.90	1,824.30 ST		
Total		5,980.000			153,209.26	371,597.20	216,763.64 LT	9,329.00	2.51
							1,624.30 ST		
NESTLE SA CHAM ET VEVEY (NSRGF)									
	11/12/12	2,275.000	63.315	71.875	114,041.63	163,515.26	19,473.63 LT		
NOVARTIS AG ADR (NVS)									
	6/3/09	2,090.000	34.676	72.840	82,923.47	152,235.60	69,312.13 LT		
	7/10/09	890.000	39.299	72.840	31,975.93	64,827.60	29,851.67 LT		
	4/5/16	1,075.000	72.449	72.840	77,882.14	78,303.00	420.86 ST		
	4/5/16	1,075.000	74.605	72.840	80,290.27	78,303.00	(1,987.27) ST		
Total		5,130.000			275,981.81	373,669.20	99,163.80 LT	11,814.00	3.12
							(1,476.41) ST		
OCCIDENTAL PETROLEUM CORP DE (OXY)									
	12/1/14	833.000	79.175	71.230	65,953.19	59,334.59	(6,618.60) LT		
	12/3/14	3,239.000	82.351	71.230	266,653.25	230,642.74	(36,010.51) LT		
Total		4,071.000			332,606.44	289,977.33	(42,629.11) LT	12,376.00	4.26

CLIENT STATEMENT

For the Period December 1-31, 2016

Page 26 of 34

Morgan Stanley

Account Detail

Investment Management Services Basic Securities Acct.
383-120489-540
ISIAH 61 FOUNDATION
ATTN: ANDREW SCHONBEK

Security Description	Trade Date	Quantity	Unit Cost	Share Price	Total Cost	Market Value	Unrealized Gain/(Loss)	Est Ann Income	Current Yield %
OMNICOM GROUP (OMC)									
	10/3/11	2,595,000	36.146	85.110	93,797.57	220,860.45	127,062.88 LT		
	10/28/11	550,000	15.196	85.110	24,857.53	46,810.50	21,952.97 LT		
	9/27/12	195,000	52.100	85.110	10,159.50	16,596.45	6,436.95 LT		
Total		3,340,000			128,814.60	284,267.40	155,452.80 LT	7,348.00	7.58
ORACLE CORP (ORCL)									
	11/15/13	6,780,000	34.610	38.450	234,652.41	260,691.00	26,038.59 LT		
	11/20/13	600,000	34.906	38.450	20,943.48	23,010.00	2,126.52 LT		
Total		7,380,000			255,595.89	283,761.00	28,165.11 LT	4,428.00	1.56
PARKER HANIFIN CORP (PH)									
	2/7/14	993,000	116.312	140.000	115,497.92	139,020.00	23,522.08 LT		
	3/13/14	682,000	116.770	140.000	79,637.14	95,480.00	15,842.86 LT		
	5/20/14	75,000	121.556	140.000	9,116.69	10,500.00	1,383.31 LT		
	7/11/14	150,000	122.606	140.000	18,390.64	21,000.00	2,609.36 LT		
	5/10/16	190,000	112.908	140.000	21,452.50	26,600.00	5,147.50 ST		
	7/12/16	70,000	117.952	140.000	7,966.65	9,800.00	1,893.35 ST		
Total		2,160,000			252,001.74	302,400.00	43,357.41 LT	5,443.00	1.79
PRITZER INC (PFE)									
	6/7/13	4,406,000	28.238	32.480	124,416.19	143,106.88	18,690.69 LT		
	6/25/13	1,420,000	27.185	32.480	39,455.27	46,121.60	6,666.33 LT		
	8/15/13	345,000	26.970	32.480	9,977.40	11,205.60	1,228.20 LT		
	9/50/13	1,895,000	23.124	32.480	54,432.36	61,549.60	7,117.24 LT		
	12/16/13	494,000	30.320	32.480	12,490.88	12,281.32	88.44 LT		
	6/25/14	650,000	25.810	32.480	19,376.63	21,112.00	1,735.37 LT		
	10/24/16	375,000	32.110	32.480	12,041.25	12,180.00	138.75 ST		
Total		9,500,000			272,099.98	308,560.00	36,221.27 LT	12,160.00	3.94
PHILIP MORRIS INTL INC (PM)									
	5/11/10	1,640,000	47.681	91.430	78,534.07	150,043.60	71,519.58 LT		
	6/2/10	225,000	44.420	91.490	9,994.48	20,585.25	10,590.77 LT		
	3/13/14	1,135,000	79.176	91.490	89,864.76	103,841.16	13,976.39 LT		
Total		3,000,000			178,389.26	274,470.00	95,086.74 LT	12,480.00	4.54
PPG INDUSTRIES INC (PPG)									
	5/8/09	1,255,000	22.295	94.760	27,980.22	118,923.80	90,943.58 LT		
	5/29/09	1,370,000	21.844	94.760	29,926.83	129,821.20	99,894.37 LT		
	10/7/16	268,000	93.551	94.760	25,071.72	25,395.68	323.96 ST		

Morgan Stanley

Account Detail

Investment Management Services Basic Securities Acct
 ISAIAH 61 FOUNDATION
 ATTN: ANDREW SCHONBEK
 383-120489-540

Security Description	Trade Date	Quantity	Unit Cost	Share Price	Total Cost	Market Value	Unrealized Gain/(Loss)	Est. Ann. Income	Current Yield %
	10/11/16	1,718,000	93.604	94.760	160,812.02	162,797.68	1,985.66 ST		
Total		4,611,000			243,790.79	436,938.36	190,837.95 LT 2,309.62 ST	7,378.00	1.68
PROCTER & GAMBLE (PG)									
	5/6/09	1,990,000	50.259	84.080	100,015.81	167,319.20	67,303.39 LT		
	6/3/09	560,000	53.509	84.080	79,965.26	47,084.80	17,119.54 LT		
	5/23/12	220,000	62.277	84.080	13,700.94	18,457.60	4,756.66 LT		
	3/13/14	530,000	79.398	84.080	42,080.99	44,572.40	2,491.41 LT		
	6/25/14	300,000	79.347	84.080	23,803.98	25,274.00	1,470.02 LT		
Total		3,600,000			209,566.98	302,688.00	93,121.02 LT	9,641.00	3.18
SIEMENS AKTIENGESELLSCHAFT (SIEGY)									
	5/20/11	595,000	125.679	122.420	73,493.20	71,615.70	(1,877.50) LT		
	8/31/11	195,000	99.347	122.420	19,372.74	23,871.90	4,499.16 LT		
	4/8/15	530,000	109.680	122.420	57,033.60	63,658.40	6,624.80 LT		
	5/10/16	635,000	107.660	122.420	68,364.10	77,736.70	9,372.60 ST		
	7/12/16	250,000	103.400	122.420	25,850.00	30,605.00	4,755.00 ST		
Total		2,185,000			244,113.64	267,487.70	9,246.46 LT 14,127.60 ST	6,017.00	2.24
1 ROWE PRICE GROUP INC (TROW)									
	9/27/14	600,000	80.448	75.260	48,268.56	45,156.00	(3,112.56) LT		
	10/7/14	409,000	77.549	75.260	31,019.52	30,104.00	(915.52) LT		
	11/6/14	225,000	82.011	75.260	18,452.50	16,933.50	(1,519.00) LT		
	4/2/15	245,000	81.729	75.260	20,023.68	18,436.70	(1,586.98) LT		
	4/8/15	305,000	80.583	75.260	24,517.91	22,954.30	(1,563.61) LT		
	3/7/16	950,000	72.749	75.260	68,541.17	71,497.00	2,955.83 ST		
	4/21/16	290,000	77.513	75.260	22,478.89	21,825.40	(653.49) ST		
	5/10/16	165,000	75.594	75.260	12,472.99	12,417.90	(55.09) ST		
	7/12/16	115,000	74.441	75.260	8,569.75	8,654.90	94.15 ST		
	8/22/16	195,000	69.051	75.260	13,464.93	14,675.70	1,210.77 ST		
	9/26/16	125,000	65.960	75.260	8,245.00	9,407.50	1,162.50 ST		
Total		3,615,000			276,105.90	272,064.90	(4,035.67) LT 1,714.67 ST	7,808.00	2.86
TEXAS INSTRUMENTS (TXM)									
	7/1/15	4,620,000	51.995	74.970	240,217.36	337,121.40	96,904.04 LT		
Total								9,240.00	2.74

Morgan Stanley

CLIENT STATEMENT

For the Period December 1-31, 2016

Page 28 of 34

Account Detail

Investment Management Services Basic Securities Acct.
383-120489-540
ISAIAH 61 FOUNDATION
ATTN: ANDREW SCHONBEK

Security Description	Trade Date	Quantity	Unit Cost	Share Price	Total Cost	Market Value	Unrealized Gain/(Loss)	Est Ann Income	Current Yield %
UNITED TECHNOLOGIES CORP (UTX)	6/12/09	550.000	55.108	109.620	30,306.18	60,291.00	29,984.82 LT		
	6/17/09	455.000	54.888	109.620	24,940.25	49,877.10	24,916.85 LT		
	6/22/09	475.000	52.799	109.620	25,079.62	52,069.50	26,989.88 LT		
	6/30/09	665.000	52.369	109.620	34,825.65	72,897.30	38,071.65 LT		
	4/5/16	566.000	99.999	109.620	56,599.26	62,044.92	5,445.66 ST		
	4/6/16	605.000	99.595	109.620	60,254.91	66,320.10	6,065.19 ST		
	10/24/16	125.000	99.548	109.620	12,443.50	13,702.50	1,259.00 ST		
Total		3,441.000			244,472.37	377,202.42	119,960.20 LT 12,769.85 ST	9,084.00	2.40
V F CORPORATION (VFC)	5/6/09	1,770.000	14.762	53.350	26,129.09	94,429.50	68,300.41 LT		
	5/12/09	2,580.000	13.520	53.350	34,880.83	137,443.00	102,762.17 LT		
	11/22/16	1,025.000	57.735	53.350	59,177.86	54,693.75	(4,494.11) ST		
	Total	5,375.000			120,187.78	286,756.25	171,062.58 LT (4,494.11) ST	9,030.00	3.14
VERIZON COMMUNICATIONS (VZ)	5/5/09	3,275.000	28.618	53.380	93,722.87	174,819.50	81,096.63 LT		
	5/11/09	1,165.000	28.148	53.380	32,752.99	62,187.70	29,394.71 LT		
	9/16/09	330.000	28.392	53.380	9,369.42	17,615.40	8,245.98 LT		
	9/30/13	475.000	46.570	53.380	19,346.51	22,152.70	2,806.19 LT		
	3/13/14	715.000	46.059	53.380	32,932.11	38,166.70	5,234.59 LT		
	5/26/15	200.000	49.340	53.380	9,968.00	10,676.00	808.00 LT		
	11/22/16	1,189.000	49.486	53.380	58,839.21	63,468.82	4,629.61 ST		
Total		7,289.000			256,851.11	389,086.82	127,606.10 LT 4,629.61 ST	16,838.00	4.32
WELLS FARGO & CO NEW (WFC)	3/31/11	25.000	25.960	55.110	649.50	1,377.75	728.25 LT		
	9/9/11	1,025.000	24.110	55.110	24,712.75	56,487.75	31,775.00 LT		
	9/22/11	635.000	23.220	55.110	14,744.70	34,994.85	20,250.15 LT		
	10/28/11	1,645.000	26.940	55.110	49,630.50	101,677.95	52,047.45 LT		
	12/30/11	975.000	27.647	55.110	25,297.01	50,425.65	25,128.64 LT		
	11/15/12	410.000	31.690	55.110	12,992.90	22,595.10	9,602.20 LT		
	4/5/16	1,615.000	47.806	55.110	77,206.21	99,202.65	11,796.44 ST		
Total		1,609.000	47.859	55.110	77,005.29	88,671.99	11,666.70 ST	12,760.00	2.75

Morgan Stanley

Account Detail

Investment Management Services Basic Securities Acct.
383-120489-540
ISAIAH 61 FOUNDATION
ATTN: ANDREW SCHONBEK

STOCKS	Percentage of Holdings	Total Cost	Market Value	Unrealized Gain/(Loss)	Est Ann Income	Current Yield %
	96.68%	\$9,359,469.32	\$13,857,195.77	\$4,370,272.24 LT \$127,454.21 ST	\$403,301.00	2.91%

EXCHANGE-TRADED & CLOSED-END FUNDS

Security Description	Trade Date	Quantity	Unit Cost	Share Price	Total Cost	Market Value	Unrealized Gain/(Loss)	Est Ann Income	Current Yield %
ALERIAN MLP ETF (AMLP)	6/29/15	3,476,000	\$15.155	\$12.600	\$52,678.79	\$43,797.60	\$(8,881.19) LT R		
	6/30/15	6,927,000	15.095	12.600	104,563.74	87,280.20	\$(17,283.54) LT R		
	4/21/16	3,970,000	12.090	12.600	47,997.30	50,022.00	2,024.70 ST		
	5/10/16	5,690,000	11.961	12.600	68,055.25	71,694.00	3,638.75 ST		
	5/18/16	7,505,000	12.210	12.600	91,636.05	94,563.00	2,926.95 ST		
	7/12/16	1,030,000	12.964	12.600	13,353.13	12,978.00	(375.13) ST		
	8/22/16	2,080,000	12.610	12.600	26,228.00	26,208.00	(20.00) ST		
Total		30,678,000			404,513.06	386,542.80	(26,164.73) LT 8,194.47 ST	31,261.00	8.08

EXCHANGE-TRADED & CLOSED-END FUNDS	Percentage of Holdings	Total Cost	Market Value	Unrealized Gain/(Loss)	Est Ann Income	Current Yield %
	2.70%	\$404,513.06	\$386,542.80	\$(26,164.73) LT 8,194.47 ST	\$31,261.00	8.09%

TOTAL MARKET VALUE	Percentage of Holdings	Total Cost	Market Value	Unrealized Gain/(Loss)	Est Ann Income	Current Yield %
		\$9,763,982.38	\$14,333,324.82	\$4,344,107.51 LT \$135,648.68 ST	\$434,571.00	3.03%
TOTAL VALUE (includes accrued interest)	100.00%		\$14,333,324.82		\$0.00	