



See a Social Security Number? Say Something!
Report Privacy Problems to <https://public.resource.org/privacy>
Or call the IRS Identity Theft Hotline at 1-800-908-4490



Return of Private Foundation

2016

Department of the Treasury
Internal Revenue Service

or Section 4947(a)(1) Trust Treated as Private Foundation

Do not enter social security numbers on this form as it may be made public.

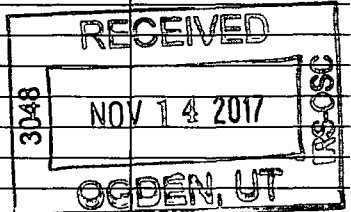
Information about Form 990-PF and its separate instructions is at www.irs.gov/form990pf

Open to Public Inspection

For calendar year 2016 or tax year beginning , 2016, and ending , 20

Name of foundation CLARK CHARITABLE FOUNDATION XXXXX2003		A Employer identification number 13-6049032
Number and street (or P.O. box number if mail is not delivered to street address) 10 S DEARBORN IL1-0117		B Telephone number (see instructions) 866-888-5157
City or town, state or province, country, and ZIP or foreign postal code CHICAGO, IL 60603		C If exemption application is pending, check here <input type="checkbox"/>
G Check all that apply: <input type="checkbox"/> Initial return <input type="checkbox"/> Final return <input type="checkbox"/> Address change <input type="checkbox"/> Initial return of a former public charity <input type="checkbox"/> Amended return <input type="checkbox"/> Name change		D 1 Foreign organizations, check here <input type="checkbox"/> 2 Foreign organizations meeting the 85% test, check here and attach computation <input type="checkbox"/>
H Check type of organization: <input type="checkbox"/> Section 501(c)(3) exempt private foundation <input checked="" type="checkbox"/> Section 4947(a)(1) nonexempt charitable trust <input type="checkbox"/> Other taxable private foundation		E If private foundation status was terminated under section 507(b)(1)(A), check here <input type="checkbox"/>
I Fair market value of all assets at end of year (from Part II, col. (c), line 16) \$ 5,273,602.		F If the foundation is in a 60-month termination under section 507(b)(1)(B), check here <input type="checkbox"/>
J Accounting method: <input checked="" type="checkbox"/> Cash <input type="checkbox"/> Accrual <input type="checkbox"/> Other (specify) _____ <i>(Part I, column (d) must be on cash basis)</i>		

Part I Analysis of Revenue and Expenses (The total of amounts in columns (b), (c), and (d) may not necessarily equal the amounts in column (a) (see instructions))		(a) Revenue and expenses per books	(b) Net investment income	(c) Adjusted net income	(d) Disbursements for charitable purposes (cash basis only)
Revenue	1 Contributions, gifts, grants, etc., received (attach schedule)				
	2 Check <input checked="" type="checkbox"/> if the foundation is not required to attach Sch. B.				
	3 Interest on savings and temporary cash investments				
	4 Dividends and interest from securities	121,126.	119,912.		STMT 1
	5a Gross rents				
	b Net rental income or (loss)				
	6a Net gain or (loss) from sale of assets not on line 10	-50,421.			
	b Gross sales price for all assets on line 6a 1,666,011.				
	7 Capital gain net income (from Part IV, line 2)				
	8 Net short-term capital gain				
	9 Income modifications				
	10a Gross sales less returns and allowances				
b Less Cost of goods sold					
c Gross profit or (loss) (attach schedule)					
11 Other income (attach schedule)	603.			STMT 2	
12 Total Add lines 1 through 11	71,308.	119,912.			
Operating and Administrative Expenses	13 Compensation of officers, directors, trustees, etc.	73,586.	44,152.		29,434.
	14 Other employee salaries and wages		NONE	NONE	
	15 Pension plans, employee benefits		NONE	NONE	
	16a Legal fees (attach schedule)				
	b Accounting fees (attach schedule)				
	c Other professional fees (attach schedule)				
	17 Interest				
	18 Taxes (attach schedule) (see instructions) STMT 3	1,629.	1,629.		
	19 Depreciation (attach schedule) and depletion				
	20 Occupancy				
	21 Travel, conferences, and meetings		NONE	NONE	
	22 Printing and publications		NONE	NONE	
	23 Other expenses (attach schedule) STMT 4	250.			250.
	24 Total operating and administrative expenses. Add lines 13 through 23.	75,465.	45,781.	NONE	29,684.
	25 Contributions, gifts, grants paid	242,000.			242,000.
26 Total expenses and disbursements Add lines 24 and 25	317,465.	45,781.	NONE	271,684.	
27 Subtract line 26 from line 12					
a Excess of revenue over expenses and disbursements	-246,157.				
b Net investment income (if negative, enter -0-)		74,131.			
c Adjusted net income (if negative, enter -0-)					



SCANNED NOV 15 2017

Part II Balance Sheets		Attached schedules and amounts in the description column should be for end-of-year amounts only (See instructions)		Beginning of year	End of year	
		(a) Book Value	(b) Book Value	(c) Fair Market Value		
Assets	1	Cash - non-interest-bearing		41,391.	20,508.	20,508.
	2	Savings and temporary cash investments		255,301.	93,208.	93,208.
	3	Accounts receivable ▶				
		Less: allowance for doubtful accounts ▶				
	4	Pledges receivable ▶				
		Less: allowance for doubtful accounts ▶				
	5	Grants receivable				
	6	Receivables due from officers, directors, trustees, and other disqualified persons (attach schedule) (see instructions)				
	7	Other notes and loans receivable (attach schedule) ▶				
		Less: allowance for doubtful accounts ▶	NONE			
	8	Inventories for sale or use				
	9	Prepaid expenses and deferred charges				
	10a	Investments - U S and state government obligations (attach schedule)				
	b	Investments - corporate stock (attach schedule) . STMT 5		3,686,773.	3,467,829.	4,120,789.
	c	Investments - corporate bonds (attach schedule) . STMT 9		505,891.	719,565.	722,836.
	11	Investments - land, buildings, and equipment basis ▶ Less: accumulated depreciation (attach schedule) ▶				
12	Investments - mortgage loans					
13	Investments - other (attach schedule) STMT 10.		389,153.	331,580.	316,261.	
14	Land, buildings, and equipment basis ▶ Less: accumulated depreciation (attach schedule) ▶					
15	Other assets (describe ▶ 999443963 S/E/C - TWO KEYS TO)					
16	Total assets (to be completed by all filers - see the instructions. Also, see page 1, item I)		4,878,509.	4,632,690.	5,273,602.	
Liabilities	17	Accounts payable and accrued expenses				
	18	Grants payable				
	19	Deferred revenue				
	20	Loans from officers, directors, trustees, and other disqualified persons				
	21	Mortgages and other notes payable (attach schedule)				
	22	Other liabilities (describe ▶)				
23	Total liabilities (add lines 17 through 22)			NONE		
Net Assets or Fund Balances	Foundations that follow SFAS 117, check here ▶ <input type="checkbox"/> and complete lines 24 through 26 and lines 30 and 31.					
	24	Unrestricted				
	25	Temporarily restricted				
	26	Permanently restricted				
	Foundations that do not follow SFAS 117, check here and complete lines 27 through 31. ▶ <input checked="" type="checkbox"/>					
	27	Capital stock, trust principal, or current funds		4,878,509.	4,632,690.	
	28	Paid-in or capital surplus, or land, bldg, and equipment fund				
29	Retained earnings, accumulated income, endowment, or other funds					
30	Total net assets or fund balances (see instructions)		4,878,509.	4,632,690.		
31	Total liabilities and net assets/fund balances (see instructions)		4,878,509.	4,632,690.		

Part III Analysis of Changes in Net Assets or Fund Balances

1	Total net assets or fund balances at beginning of year - Part II, column (a), line 30 (must agree with end-of-year figure reported on prior year's return)	1	4,878,509.
2	Enter amount from Part I, line 27a	2	-246,157.
3	Other increases not included in line 2 (itemize) ▶ COST BASIS ADJUSTMENT	3	338.
4	Add lines 1, 2, and 3	4	4,632,690.
5	Decreases not included in line 2 (itemize) ▶	5	
6	Total net assets or fund balances at end of year (line 4 minus line 5) - Part II, column (b), line 30	6	4,632,690.

Part IV Capital Gains and Losses for Tax on Investment Income

(a) List and describe the kind(s) of property sold (e.g., real estate, 2-story brick warehouse, or common stock, 200 shs. MLC Co.)				(b) How acquired P - Purchase D - Donation	(c) Date acquired (mo., day, yr.)	(d) Date sold (mo., day, yr.)
1 a PUBLICLY TRADED SECURITIES						
b						
c						
d						
e						
(e) Gross sales price	(f) Depreciation allowed (or allowable)	(g) Cost or other basis plus expense of sale	(h) Gain or (loss) (e) plus (f) minus (g)			
a 1,666,011.		1,716,432.	-50,421.			
b						
c						
d						
e						
Complete only for assets showing gain in column (h) and owned by the foundation on 12/31/69						
(i) F.M.V. as of 12/31/69	(j) Adjusted basis as of 12/31/69	(k) Excess of col. (i) over col. (j), if any	(l) Gains (Col. (h) gain minus col. (k), but not less than -0-) or Losses (from col. (h))			
a			-50,421.			
b						
c						
d						
e						
2 Capital gain net income or (net capital loss) { If gain, also enter in Part I, line 7 If (loss), enter -0- in Part I, line 7 }				2	-50,421.	
3 Net short-term capital gain or (loss) as defined in sections 1222(5) and (6) If gain, also enter in Part I, line 8, column (c) (see instructions). If (loss), enter -0- in Part I, line 8				3		

Part V Qualification Under Section 4940(e) for Reduced Tax on Net Investment Income

(For optional use by domestic private foundations subject to the section 4940(a) tax on net investment income.)

If section 4940(d)(2) applies, leave this part blank.

Was the foundation liable for the section 4942 tax on the distributable amount of any year in the base period? Yes No
If "Yes," the foundation does not qualify under section 4940(e). Do not complete this part.

1 Enter the appropriate amount in each column for each year; see the instructions before making any entries.

(a) Base period years Calendar year (or tax year beginning in)	(b) Adjusted qualifying distributions	(c) Net value of noncharitable-use assets	(d) Distribution ratio (col (b) divided by col (c))
2015	291,605.	5,574,685.	0.052309
2014	275,082.	5,726,254.	0.048039
2013	274,233.	5,544,627.	0.049459
2012	267,684.	5,348,308.	0.050050
2011	277,495.	5,486,942.	0.050574
2 Total of line 1, column (d)			0.250431
3 Average distribution ratio for the 5-year base period - divide the total on line 2 by 5, or by the number of years the foundation has been in existence if less than 5 years.			0.050086
4 Enter the net value of noncharitable-use assets for 2016 from Part X, line 5		5,204,306.	
5 Multiply line 4 by line 3.			260,663.
6 Enter 1% of net investment income (1% of Part I, line 27b).			741.
7 Add lines 5 and 6.			261,404.
8 Enter qualifying distributions from Part XII, line 4. If line 8 is equal to or greater than line 7, check the box in Part VI, line 1b, and complete that part using a 1% tax rate. See the Part VI instructions.			271,684.

Part VI Excise Tax Based on Investment Income (Section 4940(a), 4940(b), 4940(e), or 4948 see instructions)

Table with 11 rows for excise tax calculations. Includes sub-rows 6a-6d for credits and payments. Total amount owed is 1,740.00, with 800.00 refunded.

Part VII-A Statements Regarding Activities

Table with 10 rows for activity statements. Includes questions about political influence, expenditures, and state registration. Marked with 'Yes' or 'No' and 'X'.

Part VII-A Statements Regarding Activities (continued)

11 At any time during the year, did the foundation, directly or indirectly, own a controlled entity within the meaning of section 512(b)(13)? If "Yes," attach schedule (see instructions) 11 Yes No X
12 Did the foundation make a distribution to a donor advised fund over which the foundation or a disqualified person had advisory privileges? If "Yes," attach statement (see instructions) 12 Yes No X
13 Did the foundation comply with the public inspection requirements for its annual returns and exemption application? Website address n/a 13 X
14 The books are in care of JP MORGAN CHASE BANK, N.A. Telephone no. (866) 888-5157 Located at 10 S DEARBORN ST; MC; IL1-0117, CHICAGO, IL ZIP+4 60603
15 Section 4947(a)(1) nonexempt charitable trusts filing Form 990-PF in lieu of Form 1041 - Check here 15
16 At any time during calendar year 2016, did the foundation have an interest in or a signature or other authority over a bank, securities, or other financial account in a foreign country? 16 Yes No X

Part VII-B Statements Regarding Activities for Which Form 4720 May Be Required

File Form 4720 if any item is checked in the "Yes" column, unless an exception applies.

1a During the year did the foundation (either directly or indirectly)
(1) Engage in the sale or exchange, or leasing of property with a disqualified person? Yes No X
(2) Borrow money from, lend money to, or otherwise extend credit to (or accept it from) a disqualified person? Yes No X
(3) Furnish goods, services, or facilities to (or accept them from) a disqualified person? Yes No X
(4) Pay compensation to, or pay or reimburse the expenses of, a disqualified person? X Yes No
(5) Transfer any income or assets to a disqualified person (or make any of either available for the benefit or use of a disqualified person)? Yes No X
(6) Agree to pay money or property to a government official? (Exception. Check "No" if the foundation agreed to make a grant to or to employ the official for a period after termination of government service, if terminating within 90 days). Yes No X
b If any answer is "Yes" to 1a(1)-(6), did any of the acts fail to qualify under the exceptions described in Regulations section 53.4941(d)-3 or in a current notice regarding disaster assistance (see instructions)? Organizations relying on a current notice regarding disaster assistance check here 1b X
c Did the foundation engage in a prior year in any of the acts described in 1a, other than excepted acts, that were not corrected before the first day of the tax year beginning in 2016? 1c X
2 Taxes on failure to distribute income (section 4942) (does not apply for years the foundation was a private operating foundation defined in section 4942(j)(3) or 4942(j)(5))
a At the end of tax year 2016, did the foundation have any undistributed income (lines 6d and 6e, Part XIII) for tax year(s) beginning before 2016? Yes No X
If "Yes," list the years
b Are there any years listed in 2a for which the foundation is not applying the provisions of section 4942(a)(2) (relating to incorrect valuation of assets) to the year's undistributed income? (If applying section 4942(a)(2) to all years listed, answer "No" and attach statement - see instructions) 2b X
c If the provisions of section 4942(a)(2) are being applied to any of the years listed in 2a, list the years here
3a Did the foundation hold more than a 2% direct or indirect interest in any business enterprise at any time during the year? Yes No X
b If "Yes," did it have excess business holdings in 2016 as a result of (1) any purchase by the foundation or disqualified persons after May 26, 1969, (2) the lapse of the 5-year period (or longer period approved by the Commissioner under section 4943(c)(7)) to dispose of holdings acquired by gift or bequest, or (3) the lapse of the 10-, 15-, or 20-year first phase holding period? (Use Schedule C, Form 4720, to determine if the foundation had excess business holdings in 2016) 3b
4a Did the foundation invest during the year any amount in a manner that would jeopardize its charitable purposes? 4a X
b Did the foundation make any investment in a prior year (but after December 31, 1969) that could jeopardize its charitable purpose that had not been removed from jeopardy before the first day of the tax year beginning in 2016? 4b X

Part VII-B Statements Regarding Activities for Which Form 4720 May Be Required (continued)

5a During the year did the foundation pay or incur any amount to:

(1) Carry on propaganda, or otherwise attempt to influence legislation (section 4945(e))? Yes No

(2) Influence the outcome of any specific public election (see section 4955); or to carry on, directly or indirectly, any voter registration drive? Yes No

(3) Provide a grant to an individual for travel, study, or other similar purposes? Yes No

(4) Provide a grant to an organization other than a charitable, etc., organization described in section 4945(d)(4)(A)? (see instructions). Yes No

(5) Provide for any purpose other than religious, charitable, scientific, literary, or educational purposes, or for the prevention of cruelty to children or animals? Yes No

b If any answer is "Yes" to 5a(1)-(5), did any of the transactions fail to qualify under the exceptions described in Regulations section 53.4945 or in a current notice regarding disaster assistance (see instructions)? **5b**

Organizations relying on a current notice regarding disaster assistance check here

c If the answer is "Yes" to question 5a(4), does the foundation claim exemption from the tax because it maintained expenditure responsibility for the grant? Yes No
If "Yes," attach the statement required by Regulations section 53.4945-5(d).

6a Did the foundation, during the year, receive any funds, directly or indirectly, to pay premiums on a personal benefit contract? Yes No

b Did the foundation, during the year, pay premiums, directly or indirectly, on a personal benefit contract? Yes No **6b** X
If "Yes" to 6b, file Form 8870

7a At any time during the tax year, was the foundation a party to a prohibited tax shelter transaction? Yes No

b If "Yes," did the foundation receive any proceeds or have any net income attributable to the transaction? Yes No **7b**

Part VIII Information About Officers, Directors, Trustees, Foundation Managers, Highly Paid Employees, and Contractors

1 List all officers, directors, trustees, foundation managers and their compensation (see instructions).

(a) Name and address	(b) Title, and average hours per week devoted to position	(c) Compensation (if not paid, enter -0-)	(d) Contributions to employee benefit plans and deferred compensation	(e) Expense account, other allowances
JP MORGAN CHASE BANK, N A. 10 S DEARBORN ST; MC; IL1-0117, Chicago, IL 60603	trustee 2	73,586.	-0-	-0-

2 Compensation of five highest-paid employees (other than those included on line 1 - see instructions). If none, enter "NONE."

(a) Name and address of each employee paid more than \$50,000	(b) Title, and average hours per week devoted to position	(c) Compensation	(d) Contributions to employee benefit plans and deferred compensation	(e) Expense account, other allowances
NONE		NONE	NONE	NONE

Total number of other employees paid over \$50,000 **NONE**

Part VIII Information About Officers, Directors, Trustees, Foundation Managers, Highly Paid Employees, and Contractors (continued)

3 Five highest-paid independent contractors for professional services (see instructions). If none, enter "NONE."

(a) Name and address of each person paid more than \$50,000	(b) Type of service	(c) Compensation
NONE		NONE

Total number of others receiving over \$50,000 for professional services **NONE**

Part IX-A Summary of Direct Charitable Activities

List the foundation's four largest direct charitable activities during the tax year. Include relevant statistical information such as the number of organizations and other beneficiaries served, conferences convened, research papers produced, etc.	Expenses
1 NONE	
2	
3	
4	

Part IX-B Summary of Program-Related Investments (see instructions)

Describe the two largest program-related investments made by the foundation during the tax year on lines 1 and 2	Amount
1 NONE	
2	
All other program-related investments. See instructions	
3 NONE	
Total. Add lines 1 through 3	

Part X Minimum Investment Return (All domestic foundations must complete this part. Foreign foundations, see instructions.)

1	Fair market value of assets not used (or held for use) directly in carrying out charitable, etc., purposes:		
a	Average monthly fair market value of securities	1a	5,134,380.
b	Average of monthly cash balances	1b	149,179.
c	Fair market value of all other assets (see instructions).	1c	NONE
d	Total (add lines 1a, b, and c)	1d	5,283,559.
e	Reduction claimed for blockage or other factors reported on lines 1a and 1c (attach detailed explanation)	1e	
2	Acquisition indebtedness applicable to line 1 assets	2	NONE
3	Subtract line 2 from line 1d	3	5,283,559.
4	Cash deemed held for charitable activities. Enter 1 1/2% of line 3 (for greater amount, see instructions).	4	79,253.
5	Net value of noncharitable-use assets. Subtract line 4 from line 3. Enter here and on Part V, line 4	5	5,204,306.
6	Minimum investment return. Enter 5% of line 5	6	260,215.

Part XI Distributable Amount (see instructions) (Section 4942(j)(3) and (j)(5) private operating foundations and certain foreign organizations: check here and do not complete this part.)

1	Minimum investment return from Part X, line 6	1	260,215.
2a	Tax on investment income for 2016 from Part VI, line 5	2a	741.
2b	Income tax for 2016. (This does not include the tax from Part VI.)	2b	
2c	Add lines 2a and 2b	2c	741.
3	Distributable amount before adjustments. Subtract line 2c from line 1	3	259,474.
4	Recoveries of amounts treated as qualifying distributions	4	NONE
5	Add lines 3 and 4	5	259,474.
6	Deduction from distributable amount (see instructions).	6	NONE
7	Distributable amount as adjusted. Subtract line 6 from line 5. Enter here and on Part XIII, line 1.	7	259,474.

Part XII Qualifying Distributions (see instructions)

1	Amounts paid (including administrative expenses) to accomplish charitable, etc., purposes:		
a	Expenses, contributions, gifts, etc. - total from Part I, column (d), line 26	1a	271,684.
b	Program-related investments - total from Part IX-B	1b	
2	Amounts paid to acquire assets used (or held for use) directly in carrying out charitable, etc., purposes	2	NONE
3	Amounts set aside for specific charitable projects that satisfy the:		
a	Suitability test (prior IRS approval required)	3a	NONE
b	Cash distribution test (attach the required schedule)	3b	NONE
4	Qualifying distributions. Add lines 1a through 3b. Enter here and on Part V, line 8, and Part XIII, line 4	4	271,684.
5	Foundations that qualify under section 4940(e) for the reduced rate of tax on net investment income. Enter 1% of Part I, line 27b (see instructions)	5	741.
6	Adjusted qualifying distributions. Subtract line 5 from line 4	6	270,943.

Note: The amount on line 6 will be used in Part V, column (b), in subsequent years when calculating whether the foundation qualifies for the section 4940(e) reduction of tax in those years.

Part XIII Undistributed Income (see instructions)

	(a) Corpus	(b) Years prior to 2015	(c) 2015	(d) 2016
1 Distributable amount for 2016 from Part XI, line 7				259,474.
2 Undistributed income, if any, as of the end of 2016				
a Enter amount for 2015 only.			241,348.	
b Total for prior years 20 <u>14</u> , 20 <u> </u> , 20 <u> </u>		NONE		
3 Excess distributions carryover, if any, to 2016				
a From 2011	NONE			
b From 2012	NONE			
c From 2013	NONE			
d From 2014	NONE			
e From 2015	NONE			
f Total of lines 3a through e	NONE			
4 Qualifying distributions for 2016 from Part XII, line 4 ▶ \$ <u>271,684.</u>				
a Applied to 2015, but not more than line 2a			241,348.	
b Applied to undistributed income of prior years (Election required - see instructions)		NONE		
c Treated as distributions out of corpus (Election required - see instructions)	NONE			
d Applied to 2016 distributable amount				30,336.
e Remaining amount distributed out of corpus.	NONE			
5 Excess distributions carryover applied to 2016 . (If an amount appears in column (d), the same amount must be shown in column (a))	NONE			NONE
6 Enter the net total of each column as indicated below:				
a Corpus. Add lines 3f, 4c, and 4e. Subtract line 5	NONE			
b Prior years' undistributed income. Subtract line 4b from line 2b.		NONE		
c Enter the amount of prior years' undistributed income for which a notice of deficiency has been issued, or on which the section 4942(a) tax has been previously assessed		NONE		
d Subtract line 6c from line 6b Taxable amount - see instructions		NONE		
e Undistributed income for 2015. Subtract line 4a from line 2a. Taxable amount - see instructions				
f Undistributed income for 2016 Subtract lines 4d and 5 from line 1. This amount must be distributed in 2017				229,138.
7 Amounts treated as distributions out of corpus to satisfy requirements imposed by section 170(b)(1)(F) or 4942(g)(3) (Election may be required - see instructions)	NONE			
8 Excess distributions carryover from 2011 not applied on line 5 or line 7 (see instructions)	NONE			
9 Excess distributions carryover to 2017. Subtract lines 7 and 8 from line 6a	NONE			
10 Analysis of line 9				
a Excess from 2012	NONE			
b Excess from 2013	NONE			
c Excess from 2014	NONE			
d Excess from 2015	NONE			
e Excess from 2016	NONE			

Part XIV Private Operating Foundations (see instructions and Part VII-A, question 9)

NOT APPLICABLE

1a If the foundation has received a ruling or determination letter that it is a private operating foundation, and the ruling is effective for 2016, enter the date of the ruling

b Check box to indicate whether the foundation is a private operating foundation described in section 4942(j)(3) or 4942(j)(5)

Table with 5 columns: (a) 2016, (b) 2015, (c) 2014, (d) 2013, (e) Total. Rows include 2a (Adjusted net income), 2b (85% of line 2a), 2c (Qualifying distributions), 2d (Amounts included in line 2c), 2e (Qualifying distributions made directly), 3 (Alternative tests: Assets, Endowment, Support).

Part XV Supplementary Information (Complete this part only if the foundation had \$5,000 or more in assets at any time during the year - see instructions.)

1 Information Regarding Foundation Managers:

a List any managers of the foundation who have contributed more than 2% of the total contributions received by the foundation before the close of any tax year (but only if they have contributed more than \$5,000). (See section 507(d)(2).)

NONE

b List any managers of the foundation who own 10% or more of the stock of a corporation (or an equally large portion of the ownership of a partnership or other entity) of which the foundation has a 10% or greater interest.

NONE

2 Information Regarding Contribution, Grant, Gift, Loan, Scholarship, etc., Programs:

Check here [] if the foundation only makes contributions to preselected charitable organizations and does not accept unsolicited requests for funds. If the foundation makes gifts, grants, etc. (see instructions) to individuals or organizations under other conditions, complete items 2a, b, c, and d.

a The name, address, and telephone number or e-mail address of the person to whom applications should be addressed:

SEE STATEMENT 11

b The form in which applications should be submitted and information and materials they should include.

SEE ATTACHED STATEMENT FOR LINE 2

c Any submission deadlines:

SEE ATTACHED STATEMENT FOR LINE 2

d Any restrictions or limitations on awards, such as by geographical areas, charitable fields, kinds of institutions, or other factors

N/A

Part XV Supplementary Information (continued)

3 Grants and Contributions Paid During the Year or Approved for Future Payment

Recipient Name and address (home or business)	If recipient is an individual, show any relationship to any foundation manager or substantial contributor	Foundation status of recipient	Purpose of grant or contribution	Amount
<i>a Paid during the year</i>				
City Harvest Inc 6 EAST 32ND STREET 5TH New York NY 10016	NONE	PC	GENERAL	45,000.
Footsteps Inc 217 THOMPSON STREET 367 New York NY 10012	NONE	PC	GENERAL	40,000.
New York Landmarks Conservancy Inc 1 WHITEHALL ST. FL 21 New York NY 10004	NONE	PC	GENERAL	90,000.
SANCTUARY FOR FAMILIES PO BOX 1406, WALL ST. STATION NEW YORK NY 10	NONE	PC	GENERAL	40,000.
NEIGHBORHOOD COALITION FOR SHELTER 50 BROADWAY #1301 New York NY 10004	NONE	PC	GENERAL	27,000.
Total				▶ 3a 242,000.
<i>b Approved for future payment</i>				
Total				▶ 3b

Part XVII Information Regarding Transfers To and Transactions and Relationships With Noncharitable Exempt Organizations

- 1 Did the organization directly or indirectly engage in any of the following with any other organization described in section 501(c) of the Code... a Transfers from the reporting foundation to a noncharitable exempt organization of: (1) Cash... (2) Other assets... b Other transactions: (1) Sales of assets to a noncharitable exempt organization... (2) Purchases of assets from a noncharitable exempt organization... (3) Rental of facilities, equipment, or other assets... (4) Reimbursement arrangements... (5) Loans or loan guarantees... (6) Performance of services or membership or fundraising solicitations... c Sharing of facilities, equipment, mailing lists, other assets, or paid employees... d If the answer to any of the above is "Yes," complete the following schedule.

Table with 2 columns: Yes, No. Rows for 1a(1), 1a(2), 1b(1), 1b(2), 1b(3), 1b(4), 1b(5), 1b(6), and 1c.

Table with 4 columns: (a) Line no, (b) Amount involved, (c) Name of noncharitable exempt organization, (d) Description of transfers, transactions, and sharing arrangements.

- 2a Is the foundation directly or indirectly affiliated with, or related to, one or more tax-exempt organizations described in section 501(c) of the Code... b If "Yes," complete the following schedule.

Table with 3 columns: (a) Name of organization, (b) Type of organization, (c) Description of relationship.

Under penalties of perjury, I declare that I have examined this return, including accompanying schedules and statements, and to the best of my knowledge and belief, it is true, correct, and complete. Declaration of preparer (other than taxpayer) is based on all information of which preparer has any knowledge.

Sign Here: Signature of Kristen Baxter, Date 10/03/2017, Title Vice President.

May the IRS discuss this return with the preparer shown below (see instructions)? [X] Yes [] No

Paid Preparer Use Only: Print/Type preparer's name KELLY NEUGEBAUER, Date 10/03/2017, Firm's name DELOITTE TAX LLP, Firm's address 127 PUBLIC SQUARE CLEVELAND, OH 44114, Firm's EIN 86-1065772, Phone no. 312-486-9652.

FORM 990PF, PART I - DIVIDENDS AND INTEREST FROM SECURITIES
 =====

DESCRIPTION -----	REVENUE AND EXPENSES PER BOOKS -----	NET INVESTMENT INCOME -----
FOREIGN DIVIDENDS	27,323.	27,323.
NONDIVIDEND DISTRIBUTIONS	1,049.	
DOMESTIC DIVIDENDS	54,322.	54,322.
CORPORATE INTEREST	448.	448.
EXEMPT INTEREST NOT SUBJECT TO AMT - STA	145.	
U.S. GOVERNMENT INTEREST (FEDERAL TAXABLE	1,766.	1,766.
EXEMPT DIVIDENDS SUBJECT TO AMT - STATES	20.	
NONQUALIFIED FOREIGN DIVIDENDS	5,132.	5,132.
NONQUALIFIED DOMESTIC DIVIDENDS	30,921.	30,921.
	-----	-----
TOTAL	121,126.	119,912.
	=====	=====

FORM 990PF, PART I - OTHER INCOME

=====

DESCRIPTION	REVENUE AND EXPENSES PER BOOKS
-----	-----
TAX REFUND	3,334.
DEFERRED INCOME	-2,731.
TOTALS	----- 603. =====

CLARK CHARITABLE FOUNDATION XXXXX2003

13-6049032

FORM 990PF, PART I - TAXES
=====

DESCRIPTION -----	REVENUE AND EXPENSES PER BOOKS -----	NET INVESTMENT INCOME -----
FOREIGN TAXES	12.	12.
FOREIGN TAXES ON QUALIFIED FOR	1,434.	1,434.
FOREIGN TAXES ON NONQUALIFIED	183.	183.
TOTALS	----- 1,629. =====	----- 1,629. =====

. CLARK CHARITABLE FOUNDATION XXXXX2003

13-6049032

FORM 990PF, PART I - OTHER EXPENSES
=====

DESCRIPTION -----	REVENUE AND EXPENSES PER BOOKS -----	CHARITABLE PURPOSES -----
ATTORNEY GENERAL FEE	250.	250.
TOTALS	----- 250. =====	----- 250. =====

CLARK CHARITABLE FOUNDATION XXXXX2003

13-6049032

FORM 990PF, PART II - CORPORATE STOCK

=====

DESCRIPTION -----	ENDING BOOK VALUE -----	ENDING FMV ---
2824100 ABBOTT LABORATORIES	2,195.	1,997.
15351109 ALEXION PHARMACEUTICA	3,249.	2,814.
23135106 AMAZON.COM INC	5,314.	10,498.
26874784 AMERICAN INTERNATIONA	4,372.	5,029.
32511107 ANADARKO PETROLEUM CO	1,991.	1,952.
32654105 ANALOG DEVICES INC	3,449.	3,921.
37833100 APPLE INC	2,247.	16,099.
60505104 BANK OF AMERICA CORP	3,103.	8,000.
64058100 BANK OF NEW YORK MELL	2,278.	2,464.
101137107 BOSTON SCIENTIFIC CO	4,823.	4,780.
110122108 BRISTOL-MYERS SQUIBB	2,850.	4,266.
125896100 CMS ENERGY CORP	2,396.	2,872.
143658300 CARNIVAL CORP	2,812.	2,811.
151020104 CELGENE CORP	2,064.	4,051.
172967424 CITIGROUP INC	3,107.	5,527.
254687106 WALT DISNEY CO/THE	8,009.	8,546.
254709108 DISCOVER FINANCIAL S	3,432.	4,542.
256206103 DODGE & COX INTL STO	261,355.	289,605.
260543103 DOW CHEMICAL CO/THE	3,663.	3,948.
277432100 EASTMAN CHEMICAL CO	2,968.	3,460.
369550108 GENERAL DYNAMICS COR	2,894.	3,281.
369604103 GENERAL ELECTRIC CO	7,297.	8,627.
375558103 GILEAD SCIENCES INC	2,823.	2,148.
416515104 HARTFORD FINANCIAL S	3,258.	4,146.
416649309 HARTFORD CAPITAL APP	62,140.	67,843.
437076102 HOME DEPOT INC	2,529.	8,983.
438516106 HONEYWELL INTERNATIO	4,129.	10,079.
444859102 HUMANA INC	766.	2,244.
452327109 ILLUMINA INC	2,093.	1,536.

CLARK CHARITABLE FOUNDATION XXXXX2003

13-6049032

FORM 990PF, PART II - CORPORATE STOCK

=====

DESCRIPTION -----	ENDING BOOK VALUE -----	ENDING FMV ---
464287465 ISHARES MSCI EAFE IN	425,917.	416,753.
464287507 ISHARES CORE S&P MID	179,282.	249,333.
493267108 KEYCORP	2,053.	3,435.
494368103 KIMBERLY-CLARK CORP	1,260.	1,141.
500754106 THE KRAFT HEINZ CO	3,177.	3,318.
512807108 LAM RESEARCH CORP	958.	2,432.
526107107 LENNOX INTERNATIONAL	2,445.	3,063.
532457108 ELI LILLY & CO	5,745.	5,296.
548661107 LOWE'S COS INC	1,604.	5,761.
571748102 MARSH & MCLENNAN COS	1,569.	2,433.
573284106 MARTIN MARIETTA MATE	2,852.	3,766.
574599106 MASCO CORP	1,359.	3,700.
594918104 MICROSOFT CORP	6,437.	17,213.
609207105 MONDELEZ INTERNATION	4,162.	6,561.
617446448 MORGAN STANLEY	5,993.	10,605.
666807102 NORTHROP GRUMMAN COR	2,113.	2,326.
674599105 OCCIDENTAL PETROLEUM	6,075.	6,981.
693506107 PPG INDUSTRIES INC	2,607.	2,559.
701769408 PARNASSUS CORE EQUIT	152,361.	203,972.
713448108 PEPSICO INC	5,570.	6,069.
717081103 PFIZER INC	7,544.	7,146.
723787107 PIONEER NATURAL RESO	5,071.	6,483.
742718109 PROCTER & GAMBLE CO/	2,265.	3,615.
806857108 SCHLUMBERGER LTD	2,599.	2,854.
808513105 SCHWAB (CHARLES) COR	2,346.	3,276.
854502101 STANLEY BLACK & DECK	4,630.	5,505.
872540109 TJX COMPANIES INC	4,646.	5,334.
872590104 T-MOBILE US INC	1,530.	2,185.
882508104 TEXAS INSTRUMENTS IN	3,977.	5,473.

CLARK CHARITABLE FOUNDATION XXXXX2003

13-6049032

FORM 990PF, PART II - CORPORATE STOCK

=====

DESCRIPTION -----	ENDING BOOK VALUE -----	ENDING FMV ---
887317303 TIME WARNER INC	386.	2,510.
907818108 UNION PACIFIC CORP	2,256.	2,592.
910047109 UNITED CONTINENTAL H	2,155.	4,081.
949746101 WELLS FARGO & CO	3,057.	9,369.
988498101 YUM! BRANDS INC	1,895.	2,153.
00171A530 AMG MANAGERS PICTET	247,696.	264,533.
00206R102 AT&T INC	4,172.	5,146.
00724F101 ADOBE SYSTEMS INC	1,409.	4,427.
00817Y108 AETNA INC	3,528.	4,340.
00846U101 AGILENT TECHNOLOGIES	1,818.	1,822.
02079K107 ALPHABET INC/CA-CL C	6,162.	12,349.
02079K305 ALPHABET INC/CA-CL A	3,609.	6,340.
04314H667 ARTISAN INTL VALUE F	132,286.	157,077.
09062X103 BIOGEN INC	1,264.	3,119.
09247X101 BLACKROCK INC	3,699.	4,186.
16119P108 CHARTER COMMUNICATIO	4,561.	5,470.
20030N101 COMCAST CORP-CLASS A	964.	3,867.
20605P101 CONCHO RESOURCES INC	2,165.	2,387.
22160K105 COSTCO WHOLESALE COR	2,668.	3,362.
25470M109 DISH NETWORK CORP-A	2,742.	3,186.
26875P101 EOG RESOURCES INC	7,711.	9,402.
26884L109 EQT CORP	3,145.	2,878.
30303M102 FACEBOOK INC-A	5,650.	8,629.
31620M106 FIDELITY NATIONAL IN	3,663.	4,387.
37045V100 GENERAL MOTORS CO	3,803.	4,773.
38141G104 GOLDMAN SACHS GROUP	2,845.	4,550.
41013P608 JOHN HANCOCK L/C EQU	68,002.	79,235.
46434G822 ISHARES INC MSCI JAP	87,608.	85,310.
46637K513 JPM GLBL RES ENH IND	508,505.	553,504.

PE9173 501G 10/03/2017 13:33:56

XXXXX2003

22

STATEMENT 7

CLARK CHARITABLE FOUNDATION XXXXX2003

13-6049032

FORM 990PF, PART II - CORPORATE STOCK

=====

DESCRIPTION -----	ENDING BOOK VALUE -----	ENDING FMV ---
57636Q104 MASTERCARD INC-CLASS	2,188.	7,950.
58933Y105 MERCK & CO. INC.	4,359.	4,062.
59156R108 METLIFE INC	2,461.	4,527.
60871R209 MOLSON COORS BREWING	3,570.	4,574.
65339F101 NEXTERA ENERGY INC	2,254.	2,150.
65473P105 NISOURCE INC	1,874.	3,033.
67103H107 O'REILLY AUTOMOTIVE	2,412.	2,506.
78462F103 SPDR S&P 500 ETF TRU	1,016,108.	1,269,650.
78486Q101 SVB FINANCIAL GROUP	2,255.	3,090.
828990B18 SILVER LEAF MINING C		
89353D107 TRANSCANADA CORP	3,849.	3,883.
90130A101 TWENTY-FIRST CENTURY	3,381.	3,028.
91324P102 UNITEDHEALTH GROUP I	4,336.	12,163.
92532F100 VERTEX PHARMACEUTICA	2,433.	2,652.
92826C839 VISA INC-CLASS A SHA	3,454.	3,511.
94106B101 WASTE CONNECTIONS IN	2,650.	2,751.
96208T104 WEX INC	2,225.	2,678.
98138H101 WORKDAY INC-CLASS A	1,568.	1,256.
G0176J109 ALLEGION PLC	3,007.	2,944.
G0177J108 ALLERGAN PLC	9,157.	7,560.
G1151C101 ACCENTURE PLC-CL A	3,530.	5,037.
G51502105 JOHNSON CONTROLS INT	3,073.	2,636.
H1467J104 CHUBB LTD	3,932.	7,663.
Y09827109 BROADCOM LTD	2,576.	11,844.
	-----	-----
TOTALS	3,467,829.	4,120,789.
	=====	=====

CLARK CHARITABLE FOUNDATION XXXXX2003

13-6049032

FORM 990PF, PART II - CORPORATE BONDS
=====

DESCRIPTION -----	ENDING BOOK VALUE -----	ENDING FMV ---
258620103 DOUBLELINE TOTL RET	116,863.	112,621.
693390841 PIMCO FD PAC INV MGM	203,290.	218,094.
922031810 VANGUARD INTM TRM IN	98,404.	97,194.
4812C0381 JPM CORE BD FD - SEL	195,272.	192,286.
77956H872 T ROWE PR EMERG MKTS	105,736.	102,641.
	-----	-----
TOTALS	719,565.	722,836.
	=====	=====

CLARK CHARITABLE FOUNDATION XXXXX2003

13-6049032

FORM 990PF, PART II - OTHER INVESTMENTS

=====

DESCRIPTION -----	COST/ FMV C OR F -----	ENDING BOOK VALUE -----	ENDING FMV ---
00191K500 AQR LONG-SHORT EQUIT	C	54,024.	55,119.
12628J881 CRM LONG/SHORT OPPOR	C	54,024.	53,484.
29446A710 EQUINOX FDS TR IPM S	C	52,873.	50,186.
29446A819 EQUINOX CAMPBELL STR	C	55,075.	47,816.
72201M487 PIMCO UNCONSTRAINED	C	56,555.	52,350.
74441J829 PRUDENTIAL ABS RET B	C	59,029.	57,306.
		-----	-----
	TOTALS	331,580.	316,261.
		=====	=====

=====

RECIPIENT NAME:

Wing Wilson- JPMorgan Chase Bank, NA
ADDRESS:

170 Park Ave FL 16
New York, NY 10017

RECIPIENT'S PHONE NUMBER: 212-648-1497

FORM, INFORMATION AND MATERIALS:

written proposal that explains
the nature of the project
includes the org IRC 501c 3 status letter

SUBMISSION DEADLINES:

October 31
religious and charitable purposes



JPMorgan Chase Bank, N.A.
270 Park Avenue, New York, NY 10017-2014

FRANK E CLARK CHARITABLE TRUST ACCT P60292003
For the Period 1/1/16 to 12/31/16

Fiduciary Account

J P. Morgan Team			Table of Contents	Page
Wilbroda Wilson	T & E Officer	212/648-1497	Account Summary	2
Anne Williams	T & E Administrator	212/648-1491	Holdings	
Nicholas Costello	Portfolio Manager	212/464-1697	Equity	5
Wilbroda Wilson	Client Service Team	212/648-1497	Alternative Assets	16
Sharon Lewis	Client Service Team		Cash & Fixed Income	17
			Other Assets	20
			Portfolio Activity	21

Online access www.jpmorganonline.com

Please see disclosures located at the end of this statement package for important information relating to each J P Morgan account(s)



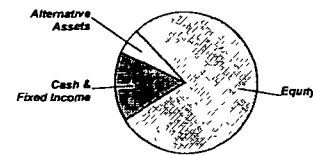
FRANK E CLARK CHARITABLE TRUST ACCT P60292003
For the Period 1/1/16 to 12/31/16

Account Summary

PRINCIPAL

Asset Allocation	Beginning Market Value	Ending Market Value	Change In Value	Estimated Annual Income	Current Allocation
Equity	4,071,290.47	4,120,787.50	49,497.03	77,465.22	78%
Alternative Assets	377,497.36	316,260.82	(61,236.54)	3,640.79	6%
Cash & Fixed Income	749,602.34	816,044.83	66,442.49	31,805.82	16%
Market Value	\$5,198,390.17	\$5,253,093.15	\$54,702.98	\$112,911.83	100%

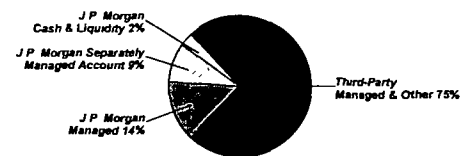
Asset Allocation



INCOME

Cash Position	Beginning Market Value	Ending Market Value	Change In Value
Cash Balance	41,390.96	20,508.49	(20,882.47)
Accruals	7,089.33	8,139.43	1,050.10
Market Value	\$48,480.29	\$28,647.92	(\$19,832.37)

Manager Allocation *



* J.P. Morgan Managed includes mutual funds, other registered funds and hedge funds managed by J.P. Morgan and structured products issued by J.P. Morgan. J.P. Morgan Separately Managed Account includes fixed income, equity, and alternative separately managed accounts managed by J.P. Morgan. Third-Party Managed & Other includes mutual funds, exchange traded funds, hedge funds, and separately managed accounts managed by parties other than J.P. Morgan, separately managed accounts managed by J.P. Morgan where a party other than J.P. Morgan is the appointed investment advisor, structured products and exchange traded notes issued by parties other than J.P. Morgan, investment conduits investing in non-J.P. Morgan managed hedge funds, where J.P. Morgan is solely administrator to the conduit, and other investments not managed or issued by J.P. Morgan. J.P. Morgan Cash & Liquidity Funds includes cash, J.P. Morgan deposit sweeps and J.P. Morgan money market mutual funds. See important information about investment principles and conflicts in the disclosures section.



FRANK E CLARK CHARITABLE TRUST ACCT P60292003
For the Period 1/1/16 to 12/31/16

Account Summary CONTINUED

Portfolio Activity	PRINCIPAL		INCOME	
	Current Period Value	Year-to-Date Value	Current Period Value	Year-to-Date Value
Beginning Market Value	5,198,390 17	5,198,390 17	41,390 96	41,390 96
Additions	3,334 00	3,334 00	178,025 00	178,025 00
Withdrawals & Fees	(178,025 00)	(178,025 00)	(315,848 13)	(315,848 13)
Securities Transferred In	14,769 07	14,769 07	--	--
Securities Transferred Out	(15,223 89)	(15,223 89)	--	--
Net Additions/Withdrawals	(\$175,145 82)	(\$175,145 82)	(\$137,823 13)	(\$137,823.13)
Income			116,773 60	116,773 60
Change In Investment Value	229,848 80	229,848 80	167 06	167 06
Ending Market Value	\$5,253,093.15	\$5,253,093 15	\$20,508.49	\$20,508 49
Accruals	--	--	8,139 43	8,139 43
Market Value with Accruals	--	--	\$28,647 92	\$28,647.92

Tax Summary	Current Period Value	Year-to-Date Value
Domestic Dividends/Distributions	115,075 04	115,075 04
Foreign Dividends	1,035 18	1,035 18
Interest Income	448 28	448 28
Taxable Income	\$116,558 50	\$116,558.50
Tax-Exempt Income	215 10	215 10
Tax-Exempt Income	\$215 10	\$215.10

	Current Period Value	Year-to-Date Value
LT Capital Gain Distributions	19,446 17	19,446 17
ST Realized Gain/Loss	(20,068 66)	(20,068 66)
LT Realized Gain/Loss	(49,377 18)	(49,377 18)
Realized Gain/Loss	(\$49,999 67)	(\$49,999 67)

	To-Date Value
Unrealized Gain/Loss	\$640,908.28



FRANK E CLARK CHARITABLE TRUST ACCT P60292003
For the Period 1/1/16 to 12/31/16

Account Summary CONTINUED

Cost Summary	Cost
Equity	3,467,831.44
Cash & Fixed Income	812,773.28
Total	\$4,280,604.72

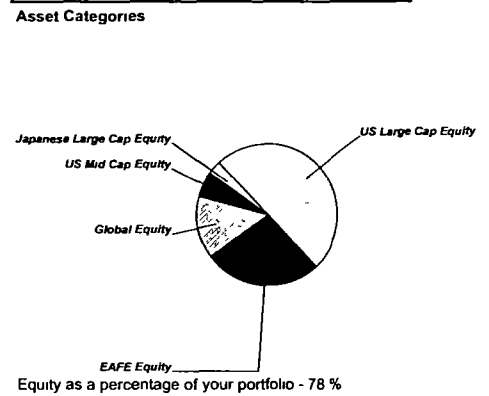


FRANK E CLARK CHARITABLE TRUST ACCT P60292003
For the Period 1/1/16 to 12/31/16

Equity Summary

Asset Categories	Beginning Market Value	Ending Market Value	Change In Value	Current Allocation
US Large Cap Equity	1,904,376.87	2,104,674.01	200,297.14	39%
US Mid Cap Equity	443,644.60	249,332.72	(194,311.88)	5%
EAFE Equity	1,129,893.75	1,127,967.65	(1,926.10)	21%
European Large Cap Equity	51,875.20	0.00	(51,875.20)	
Japanese Large Cap Equity	97,485.34	85,309.56	(12,175.78)	2%
Global Equity	444,014.71	553,503.56	109,488.85	11%
Total Value	\$4,071,290.47	\$4,120,787.50	\$49,497.03	78%

Market Value/Cost	Current Period Value
Market Value	4,120,787.50
Tax Cost	3,467,831.44
Unrealized Gain/Loss	652,956.06
Estimated Annual Income	77,465.22
Accrued Dividends	8,073.84
Yield	1.87%





FRANK E CLARK CHARITABLE TRUST ACCT P60292003
For the Period 1/1/16 to 12/31/16

Note P indicates position adjusted for Pending Trade Activity

** Unrealized Gain/Loss is shown as "N/A" in cases where we do not have appropriate cost information for all tax lots comprising the position. Please contact your J.P. Morgan team for additional information.

Equity Detail

	Pnce	Quantity	Value	Adjusted Tax Cost Original Cost	Unrealized Gain/Loss	Est. Annual Inc Accrued Div	Yield
US Large Cap Equity							
ABBOTT LABORATORIES 002824-10-0 ABT	38.41	52,000	1,997.32	2,195.21	(197.89)	55.12	2.76%
ACCENTURE PLC-CL A G1151C-10-1 ACN	117.13	43,000	5,036.59	3,529.94	1,506.65	104.06	2.07%
ADOBE SYSTEMS INC 00724F-10-1 ADBE	102.95	43,000	4,426.85	1,408.82	3,018.03		
AETNA INC 00817Y-10-8 AET	124.01	35,000	4,340.35	3,528.38	811.97	35.00	0.81%
AGILENT TECHNOLOGIES INC 00846U-10-1 A	45.56	40,000	1,822.40	1,818.43	3.97	21.12 5.28	1.16%
ALEXION PHARMACEUTICALS INC 015351-10-9 ALXN	122.35	23,000	2,814.05	3,248.51	(434.46)		
ALLEGION PLC G0176J-10-9 ALLE	64.00	46,000	2,944.00	3,006.86	(62.86)	22.08	0.75%
ALLERGAN PLC G0177J-10-8 AGN	210.01	36,000	7,560.36	9,156.97	(1,596.61)	100.80	1.33%
ALPHABET INC/CA-CL C 02079K-10-7 GOOG	771.82	16,000	12,349.12	6,162.44	6,186.68		
ALPHABET INC/CA-CL A 02079K-30-5 GOOG L	792.45	8,000	6,339.60	3,609.38	2,730.22		

J.P.Morgan



FRANK E CLARK CHARITABLE TRUST ACCT P60292003
For the Period 1/1/16 to 12/31/16

	Price	Quantity	Value	Adjusted Tax Cost Original Cost	Unrealized Gain/Loss	Est. Annual Inc Accrued Div	Yield
US Large Cap Equity							
AMAZON COM INC 023135-10-6 AMZN	749.87	14,000	10,498.18	5,314.17	5,184.01		
AMERICAN INTERNATIONAL GROUP 026874-78-4 AIG	65.31	77,000	5,028.87	4,371.98	656.89	98.56	1.96%
ANADARKO PETROLEUM CORP 032511-10-7 APC	69.73	28,000	1,952.44	1,990.67	(38.23)	5.60	0.29%
ANALOG DEVICES INC 032654-10-5 ADI	72.62	54,000	3,921.48	3,449.36	472.12	90.72	2.31%
APPLE INC 037833-10-0 AAPL	115.82	139,000	16,098.98	2,247.19	13,851.79	316.92	1.97%
AT&T INC 00206R-10-2 T	42.53	121,000	5,146.13	4,172.05	974.08	237.16	4.61%
BANK OF AMERICA CORP 060505-10-4 BAC	22.10	362,000	8,000.20	3,102.83	4,897.37	108.60	1.36%
BANK OF NEW YORK MELLON CORP 064058-10-0 BK	47.38	52,000	2,463.76	2,278.35	185.41	39.52	1.60%
BIOGEN INC 09062X-10-3 BIIB	283.58	11,000	3,119.38	1,264.46	1,854.92		
BLACKROCK INC 09247X-10-1 BLK	380.54	11,000	4,185.94	3,699.01	486.93	100.76	2.41%
BOSTON SCIENTIFIC CORP 101137-10-7 BSX	21.63	221,000	4,780.23	4,822.58	(42.35)		
BRISTOL-MYERS SQUIBB CO 110122-10-8 BMY	58.44	73,000	4,266.12	2,849.60	1,416.52	113.88	2.67%
BROADCOM LTD Y09827-10-9 AVGO	176.77	67,000	11,843.59	2,575.57	9,268.02	273.36	2.31%



FRANK E CLARK CHARITABLE TRUST ACCT P60292003
For the Period 1/1/16 to 12/31/16

	Price	Quantity	Value	Adjusted Tax Cost Original Cost	Unrealized Gain/Loss	Est. Annual Inc Accrued Div	Yield
US Large Cap Equity							
CARNIVAL CORP 143658-30-0 CCL	52.06	54,000	2,811.24	2,812.16	(0.92)	75.60	2.69%
CELGENE CORP 151020-10-4 CELG	115.75	35,000	4,051.25	2,064.04	1,987.21		
CHARTER COMMUNICATIONS INC-A 16119P-10-8 CHTR	287.92	19,000	5,470.48	4,561.19	909.29		
CHUBB LTD H1467J-10-4 CB	132.12	58,000	7,662.96	3,932.46	3,730.50	160.08 34.02	2.09%
CITIGROUP INC 172967-42-4 C	59.43	93,000	5,526.99	3,107.00	2,419.99	59.52	1.08%
CMS ENERGY CORP 125896-10-0 CMS	41.62	69,000	2,871.78	2,396.33	475.45	85.56	2.98%
COMCAST CORP-CLASS A 20030N-10-1 CMCS A	69.05	56,000	3,866.80	963.73	2,903.07	61.60 15.40	1.59%
CONCHO RESOURCES INC 20605P-10-1 CXO	132.60	18,000	2,386.80	2,165.18	221.62		
COSTCO WHOLESALE CORP 22160K-10-5 COST	160.11	21,000	3,362.31	2,667.64	694.67	37.80	1.12%
DISCOVER FINANCIAL SERVICES 254709-10-8 DFS	72.09	63,000	4,541.67	3,431.50	1,110.17	75.60	1.66%
DISH NETWORK CORP-A 25470M-10-9 DISH	57.93	55,000	3,186.15	2,742.30	443.85		
DOW CHEMICAL CO/THE 260543-10-3 DOW	57.22	69,000	3,948.18	3,662.61	285.57	126.96 31.74	3.22%
EASTMAN CHEMICAL CO 277432-10-0 EMN	75.21	46,000	3,459.66	2,968.01	491.65	93.84 23.46	2.71%



FRANK E CLARK CHARITABLE TRUST ACCT P60292003
For the Period 1/1/16 to 12/31/16

	Price	Quantity	Value	Adjusted Tax Cost Original Cost	Unrealized Gain/Loss	Est. Annual Inc Accrued Div	Yield
US Large Cap Equity							
ELI LILLY & CO 532457-10-8 LLY	73.55	72,000	5,295.60	5,745.27	(449.67)	149.76	2.83%
EOG RESOURCES INC 26875P-10-1 EOG	101.10	93,000	9,402.30	7,710.51	1,691.79	62.31	0.66%
EQT CORP 26884L-10-9 EQT	65.40	44,000	2,877.60	3,145.22	(267.62)	5.28	0.18%
FACEBOOK INC-A 30303M-10-2 FB	115.05	75,000	8,628.75	5,649.68	2,979.07		
FIDELITY NATIONAL INFO SERV 31620M-10-6 FIS	75.64	58,000	4,387.12	3,663.05	724.07	60.32	1.37%
GENERAL MOTORS CO 37045V-10-0 GM	34.84	137,000	4,773.08	3,803.46	969.62	208.24	4.36%
GENERAL DYNAMICS CORP 369550-10-8 GD	172.66	19,000	3,280.54	2,894.04	386.50	57.76	1.76%
GENERAL ELECTRIC CO 369604-10-3 GE	31.60	273,000	8,626.80	7,296.84	1,329.96	262.08 65.52	3.04%
GILEAD SCIENCES INC 375558-10-3 GILD	71.61	30,000	2,148.30	2,823.31	(675.01)	56.40	2.63%
GOLDMAN SACHS GROUP INC 38141G-10-4 GS	239.45	19,000	4,549.55	2,845.41	1,704.14	49.40	1.09%
HARTFORD FINANCIAL SVCS GRP 416515-10-4 HIG	47.65	87,000	4,145.55	3,258.06	887.49	80.04 15.41	1.93%
HARTFORD CAPITAL APPREC-I 416649-30-9 ITHI X	35.64	1,903,567	67,843.13	62,140.01	5,703.12	491.12	0.72%
HOME DEPOT INC 437076-10-2 HD	134.08	67,000	8,983.36	2,529.32	6,454.04	184.92	2.06%



FRANK E CLARK CHARITABLE TRUST ACCT P60292003
For the Period 1/1/16 to 12/31/16

	Price	Quantity	Value	Adjusted Tax Cost Original Cost	Unrealized Gain/Loss	Est. Annual Inc Accrued Div	Yield
US Large Cap Equity							
HONEYWELL INTERNATIONAL INC 438516-10-6 HON	115 85	87 000	10,078 95	4,129 04	5,949 91	231 42	2 30%
HUMANA INC 444859-10-2 HUM	204 03	11 000	2,244 33	765 98	1,478 35	12 76	0 57%
ILLUMINA INC 452327-10-9 ILMN	128 04	12 000	1,536 48	2,092 99	(556.51)		
JOHN HANCOCK L/C EQUITY-I 41013P-60-8 JLVIX	45 92	1,725 508	79,235 33	68,002 27	11,233 06		
JOHNSON CONTROLS INTERNATIONAL PLC G51502-10-5 JCI	41 19	64 000	2,636 16	3,072 90	(436 74)	64 00 16 00	2 43%
KEYCORP 493267-10-8 KEY	18 27	188 000	3,434 76	2,052 52	1,382 24	63 92	1 86%
P KIMBERLY-CLARK CORP 494368-10-3 KMB	114 12	10 000	1,141 20	1,260 05	(118 85)	36 80 19 32	3 22%
LAM RESEARCH CORP 512807-10-8 LRCX	105 73	23 000	2,431 79	957 90	1,473 89	41 40 10 35	1 70%
LENNOX INTERNATIONAL INC 526107-10-7 LII	153 17	20 000	3,063 40	2,444 90	618 50	34 40 8 60	1 12%
LOWE'S COS INC 548661-10-7 LOW	71 12	81 000	5,760 72	1,603 74	4,156 98	113 40	1 97%
MARSH & MCLENNAN COS 571748-10-2 MMC	67 59	36 000	2,433 24	1,569 26	863 98	48 96	2 01%
MARTIN MARIETTA MATERIALS 573284-10-6 MLM	221 53	17 000	3,766 01	2,851 56	914 45	28 56	0 76%
MASCO CORP 574599-10-6 MAS	31 62	117 000	3,699 54	1,358 77	2,340 77	46 80	1 27%



FRANK E CLARK CHARITABLE TRUST ACCT P60292003
For the Period 1/1/16 to 12/31/16

	Pnce	Quantity	Value	Adjusted Tax Cost Original Cost	Unrealized Gain/Loss	Est. Annual Inc Accrued Div	Yield
US Large Cap Equity							
MASTERCARD INC-CLASS A 57636Q-10-4 MA	103.25	77,000	7,950.25	2,187.78	5,762.47	67.76	0.85%
MERCK & CO INC. 58933Y-10-5 MRK	58.87	69,000	4,062.03	4,359.07	(297.04)	129.72 32.43	3.19%
METLIFE INC 59156R-10-8 MET	53.89	84,000	4,526.76	2,460.59	2,066.17	134.40	2.97%
MICROSOFT CORP 594918-10-4 MSFT	62.14	277,000	17,212.78	6,437.22	10,775.56	432.12	2.51%
MOLSON COORS BREWING CO -B 60871R-20-9 TAP	97.31	47,000	4,573.57	3,569.62	1,003.95	77.08	1.69%
MONDELEZ INTERNATIONAL INC-A 609207-10-5 MDLZ	44.33	148,000	6,560.84	4,162.23	2,398.61	112.48 28.12	1.71%
MORGAN STANLEY 617446-44-8 MS	42.25	251,000	10,604.75	5,993.06	4,611.69	200.80	1.89%
NEXTERA ENERGY INC 65339F-10-1 NEE	119.46	18,000	2,150.28	2,254.04	(103.76)	62.64	2.91%
NISOURCE INC 65473P-10-5 NI	22.14	137,000	3,033.18	1,874.17	1,159.01	90.42	2.98%
NORTHROP GRUMMAN CORP 666807-10-2 NOC	232.58	10,000	2,325.80	2,112.74	213.06	36.00	1.55%
O'REILLY AUTOMOTIVE INC 67103H-10-7 ORLY	278.41	9,000	2,505.69	2,411.91	93.78		
OCCIDENTAL PETROLEUM CORP 674599-10-5 OXY	71.23	98,000	6,980.54	6,074.86	905.68	297.92 74.48	4.27%
PARNASSUS CORE EQUITY FD-4NS 701769-40-8 PRIL X	39.35	5,183,528	203,971.83	152,361.08	51,610.75	2,368.87	1.16%



FRANK E CLARK CHARITABLE TRUST ACCT P60292003
For the Period 1/1/16 to 12/31/16

	Price	Quantity	Value	Adjusted Tax Cost Original Cost	Unrealized Gain/Loss	Est. Annual Inc Accrued Div	Yield
US Large Cap Equity							
PEPSICO INC 713448-10-8 PEP	104.63	58,000	6,068.54	5,569.91	498.63	174.58 43.65	2.88%
PFIZER INC 717081-10-3 PFE	32.48	220,000	7,145.60	7,543.88	(398.28)	281.60	3.94%
PIONEER NATURAL RESOURCES CO 723787-10-7 PXD	180.07	36,000	6,482.52	5,071.47	1,411.05	2.88	0.04%
PPG INDUSTRIES INC 693506-10-7 PPG	94.76	27,000	2,558.52	2,606.89	(48.37)	43.20	1.69%
PROCTER & GAMBLE CO/THE 742718-10-9 PG	84.08	43,000	3,615.44	2,265.35	1,350.09	115.15	3.19%
SCHLUMBERGER LTD 806857-10-8 SLB	83.95	34,000	2,854.30	2,599.44	254.86	68.00 28.00	2.38%
SCHWAB (CHARLES) CORP 808513-10-5 SCHW	39.47	83,000	3,276.01	2,346.23	929.78	23.24	0.71%
SILVER LEAF MINING CO LTD N/O Client 828990-B1-8	0.00 12/31/15	1,000,000	0.00	N/A **	N/A		
SPDR S&P 500 ETF TRUST 78462F-10-3 SPY	223.53	5,680,000	1,269,650.40	1,016,107.57	253,542.83	25,781.52 7,548.32	2.03%
STANLEY BLACK & DECKER INC 854502-10-1 SWK	114.69	48,000	5,505.12	4,630.16	874.96	111.36	2.02%
SVB FINANCIAL GROUP 78486Q-10-1 SIVB	171.66	18,000	3,089.88	2,255.10	834.78		
T-MOBILE US INC 872590-10-4 TMUS	57.51	38,000	2,185.38	1,530.23	655.15		
TEXAS INSTRUMENTS INC 882508-10-4 TXN	72.97	75,000	5,472.75	3,976.69	1,496.06	150.00	2.74%



FRANK E CLARK CHARITABLE TRUST ACCT P60292003
For the Period 1/1/16 to 12/31/16

	Pnce	Quantity	Value	Adjusted Tax Cost Original Cost	Unrealized Gain/Loss	Est. Annual Inc Accrued Div	Yield
US Large Cap Equity							
P THE KRAFT HEINZ CO 500754-10-6 KHC	87 32	38 000	3,318 16	3,177 42	140 74	91 20	2 75%
TIME WARNER INC 887317-30-3 TWX	96 53	26 000	2,509 78	385 57	2,124 21	41 86	1 67%
TJX COMPANIES INC 872540-10-9 TJX	75 13	71 000	5,334 23	4,645 99	688 24	73 84	1 38%
TRANSCANADA CORP 89353D-10-7 TRP	45 15	86 000	3,882 90	3,849 40	33 50	145 16 30 84	3 74%
TWENTY-FIRST CENTURY FOX-A 90130A-10-1 FOXA	28 04	108 000	3,028 32	3,380 71	(352 39)	38 88	1 28%
UNION PACIFIC CORP 907818-10-8 UNP	103 68	25 000	2,592 00	2,256 18	335 82	60 50	2 33%
UNITEDHEALTH GROUP INC 91324P-10-2 UNH	160 04	76 000	12,163 04	4,336 24	7,826 80	190 00	1 56%
UNITED CONTINENTAL HOLDINGS 910047-10-9 UAL	72 88	56 000	4,081 28	2,154 73	1,926 55		
VERTEX PHARMACEUTICALS INC 92532F-10-0 VRTX	73 67	36 000	2,652 12	2,433 11	219 01		
VISA INC-CLASS A SHARES 92826C-83-9 V	78 02	45 000	3,510 90	3,453 93	56 97	29 70	0 85%
WALT DISNEY CO/THE 254687-10-6 DIS	104 22	82 000	8,546 04	8,009 04	537 00	127 92 42 90	1 50%
WASTE CONNECTIONS INC 94106B-10-1 WCN	78 59	35 000	2,750 65	2,650 02	100 63	25 20	0 92%
WELLS FARGO & CO 949746-10-1 WFCA	55 11	170 000	9,368 70	3,057 32	6,311 38	258 40	2 76%



FRANK E CLARK CHARITABLE TRUST ACCT P60292003
For the Period 1/1/16 to 12/31/16

	Pnce	Quantity	Value	Adjusted Tax Cost Original Cost	Unrealized Gain/Loss	Est. Annual Inc Accrued Div	Yield
US Large Cap Equity							
WEX INC 96208T-10-4 WEX	111 60	24 000	2,678 40	2,225 30	453 10		
WORKDAY INC-CLASS A 98138H-10-1 WDAY	66 09	19 000	1,255 71	1,567 84	(312 13)		
YUM! BRANDS INC 988498-10-1 YUM	63 33	34 000	2,153 22	1,894 64	258 58	40 80	1 89%
Total US Large Cap Equity			\$2,104,674 01	\$1,625,181.70	\$479,492.31	\$36,775.07 \$8,073 84	1.75%
US Mid Cap Equity							
ISHARES CORE S&P MIDCAP ETF 464287-50-7 IJH	165 34	1,508 000	249,332 72	179,282 38	70,050 34	3,979 61	1 60%
EAFE Equity							
AMG MANAGERS PICTET INTERNATIONAL FUND CLASS I 00171A-53-0 APCT X	9 27	28,536 409	264,532 51	247,696 03	16,836 48	3,880 95	1 47%
ARTISAN INTL VALUE FD-ADV 04314H-66-7 APDK X	32 41	4,846 555	157,076 85	132,286 47	24,790 38		
DODGE & COX INTL STOCK FD 256206-10-3 DODF X	38 10	7,601 192	289,605 42	261,354 97	28,250 45	6,468 61	2 23%



FRANK E CLARK CHARITABLE TRUST ACCT P60292003
For the Period 1/1/16 to 12/31/16

	Prnce	Quantity	Value	Adjusted Tax Cost Original Cost	Unrealized Gain/Loss	Est. Annual Inc Accrued Div	Yield
EAFE Equity							
ISHARES MSCI EAFE INDEX FUND 464287-46-5 EFA	57.73	7,219,000	416,752.87	425,917.14	(9,164.27)	12,784.84	3.07%
Total EAFE Equity			\$1,127,967.65	\$1,067,254.61	\$60,713.04	\$23,134.40	2.05%
Japanese Large Cap Equity							
ISHARES INC. MSCI JAPAN NEW 46434G-82-2 EWJ	48.86	1,746,000	85,309.56	87,607.99	(2,298.43)	1,660.44	1.95%
Global Equity							
JPM GLBL RES ENH INDEX FD - SEL FUND 3457 46637K-51-3 JEIT X	18.72	29,567,498	553,503.56	508,504.76	44,998.80	11,915.70	2.15%



FRANK E CLARK CHARITABLE TRUST ACCT P60292003
For the Period 1/1/16 to 12/31/16

Alternative Assets Summary

Asset Categories	Beginning Estimated Value	Ending Estimated Value	Change In Value	Current Allocation
Hedge Funds	377,497.36	316,260.82	(61,236.54)	6%

Alternative Assets Detail

	Price	Quantity	Estimated Value	Cost
Hedge Funds				
AQR LONG-SHORT EQUITY-R6 00191K-50-0 QLER X	13.09	4,210.774	55,119.03	54,024.23
CRM LONG/SHORT OPPORTUNITIES FUND 12628J-88-1 CRIH X	9.90	5,402.423	53,483.99	54,024.23
EQUINOX FDS TR IPM SYSTMATC I 29446A-71-0 EQIP X	9.90	5,069.313	50,186.20	52,872.94
EQUINOX CAMPBELL STRATEGY-I 29446A-81-9 EBSI X	9.75	4,904.254	47,816.48	55,074.77
PIMCO UNCONSTRAINED BOND-INS 72201M-48-7 PFIU X	10.65	4,915.453	52,349.57	56,554.51
PRUDENTIAL ABS RET BND-Z 74441J-82-9 PADZ X	9.64	5,944.559	57,305.55	59,029.47
Total Hedge Funds			\$316,260.82	\$331,580.15

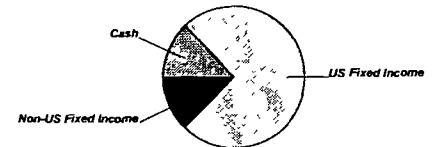


FRANK E CLARK CHARITABLE TRUST ACCT P60292003
For the Period 1/1/16 to 12/31/16

Cash & Fixed Income Summary

Asset Categories	Beginning Market Value	Ending Market Value	Change In Value	Current Allocation
Cash	255,301.40	93,208.23	(162,093.17)	2%
US Fixed Income	494,300.94	620,195.72	125,894.78	12%
Non-US Fixed Income	0.00	102,640.88	102,640.88	2%
Total Value	\$749,602.34	\$816,044.83	\$66,442.49	16%

Asset Categories



Cash & Fixed Income as a percentage of your portfolio - 16 %

Market Value/Cost

	Current Period Value
Market Value	816,044.83
Tax Cost	812,773.28
Unrealized Gain/Loss	3,271.55
Estimated Annual Income	31,805.82
Accrued Interest	65.59
Yield	3.89%

SUMMARY BY MATURITY

Cash & Fixed Income	Market Value	% of Cash & Fixed Income
0-6 months ¹	816,044.83	100%

¹ The years indicate the number of years until the bond is scheduled to mature based on the statement end date. Some bonds may be called, or paid in full, before their stated maturity.

SUMMARY BY TYPE

Cash & Fixed Income	Market Value	% of Cash & Fixed Income
Cash	93,208.23	11%
Mutual Funds	722,836.60	89%
Total Value	\$816,044.83	100%



FRANK E CLARK CHARITABLE TRUST ACCT P60292003
For the Period 1/1/16 to 12/31/16

Note ¹ This is the Annual Percentage Yield (APY) which is the rate earned if balances remain on deposit for a full year with compounding, there is no change in the interest rate and all interest is left in the account

Cash & Fixed Income Detail

	Pnce	Quantity	Value	Adjusted Tax Cost Original Cost	Unrealized Gain/Loss	Est. Annual Income Accrued Interest	Yield
Cash							
US DOLLAR PRINCIPAL	1 00	92,951 40	92,951 40	92,951 40		370 87 65 59	0 40% ¹
COST OF PENDING PURCHASES	1 00	(87 34)	(87 34)	(87 34)			
PROCEEDS FROM PENDING SALES	1 00	344 17	344 17	344 17			
Total Cash			\$93,208.23	\$93,208.23	\$0 00	\$370 87 \$65 59	0 40%
US Fixed Income							
PIMCO FD PAC INV MGMT SERIES HIGH YIELD FD - INSTL 693390-84-1	8 81	24,755 30	218,094 20	203,290 16	14,804 04	11,882 54	5 45%
VANGUARD INTM TRM INV G-ADM 922031-81-0	9 64	10,082 38	97,194 11	98,404 00	(1,209 89)	2,933 97	3 02%
JPM CORE BD FD - SEL FUND 3720 4812C0-38-1	11 48	16,749 69	192,266 48	195,272 12	(2,985 64)	5,845 64	3 04%
DOUBLELINE TOTL RET BND-I 258620-10-3	10 62	10,604 61	112,620 93	116,862 77	(4,241 84)	4,231 23	3 76%
Total US Fixed Income			\$620,195 72	\$613,829.05	\$6,366 67	\$24,893 38	4.02%



FRANK E CLARK CHARITABLE TRUST ACCT P60292003
For the Period 1/1/16 to 12/31/16

	Price	Quantity	Value	Adjusted Tax Cost Original Cost	Unrealized Gain/Loss	Est. Annual Income Accrued Interest	Yield
Non-US Fixed Income							
T ROWE PR EMERG MKTS BND 77956H-87-2	12.27	8,365.19	102,640.88	105,736.00	(3,095.12)	6,541.57	6.37%



FRANK E CLARK CHARITABLE TRUST ACCT P60292003
For the Period 1/1/16 to 12/31/16

Other Summary

Asset Categories	Beginning Estimated Value	Ending Estimated Value	Change In Value	Current Allocation
Other	0 00	0 00	0 00	

Note ** Unrealized Gain/Loss is shown as "N/A" in cases where we do not have appropriate cost information for all tax lots comprising the position. Please contact your J.P. Morgan team for additional information.

Other Detail

	Price	Quantity	Value	Adjusted Cost Original Cost	Unrealized Gain/Loss	Accruals
Other S/E/C - TWO KEYS TO THE FRANK E CLARK MAUSOLEUM IN GREEN-WOOD CEMETARY DEPOSITED IN SECURITY VAULT Bearer 999443-96-3		1 000		N/A **	N/A	