

Return of Private Foundation

or Section 4947(a)(1) Trust Treated as Private Foundation

Do not enter social security numbers on this form as it may be made public.

Information about Form 990-PF and its separate instructions is at www.irs.gov/form990pf.

OMB No. 1545-0052

2016

Open to Public Inspection

For calendar year 2016 or tax year beginning

, and ending

Name of foundation

A Employer identification number

EVERETT FOUNDATION FOR AGED PERSONS INC

04-2062107

Number and street (or P.O. box number if mail is not delivered to street address)

Room/suite

C/O ROBERT BOYNTON 581 BOYLSTON ST

702BC

City or town, state or province, country, and ZIP or foreign postal code

BOSTON, MA 02116-3608

B Telephone number

617 536-4868

C If exemption application is pending, check here ☐

G Check all that apply:

☐ Initial return☐ Initial return of a former public charity☐ Final return☐ Amended return☐ Address change☐ Name changeD 1. Foreign organizations, check here ☐2 Foreign organizations meeting the 85% test, check here and attach computation ☐H Check type of organization: ☒ Section 501(c)(3) exempt private foundation☐ Section 4947(a)(1) nonexempt charitable trust ☐ Other taxable private foundationE If private foundation status was terminated under section 507(b)(1)(A), check here ☐

I Fair market value of all assets at end of year

J Accounting method: ☒ Cash ☐ Accrual

(from Part II, col. (c), line 16)

☐ Other (specify)F If the foundation is in a 60-month termination under section 507(b)(1)(B), check here ☐

\$ 2,433,965. (Part I, column (d) must be on cash basis.)

Part I Analysis of Revenue and Expenses (The total of amounts in columns (b), (c), and (d) may not necessarily equal the amounts in column (a))		(a) Revenue and expenses per books	(b) Net investment income	(c) Adjusted net income	(d) Disbursements for charitable purposes (cash basis only)
1 Contributions, gifts, grants, etc., received				N/A	
2 Check <input checked="" type="checkbox"/> if the foundation is not required to attach Sch. B					
3 Interest on savings and temporary cash investments		176.	176.		STATEMENT 1
4 Dividends and interest from securities		65,384.	65,384.		STATEMENT 2
5a Gross rents					
b Net rental income or (loss)					
6a Net gain or (loss) from sale of assets not on line 10		<28,120.>			
b Gross sales price for all assets on line 6a		273,470.			
7 Capital gain net income (from Part IV, line 2)			0.		
8 Net short-term capital gain					
9 Income modifications					
10a Gross sales less returns and allowances					
b Less Cost of goods sold					
c Gross profit or (loss)					
11 Other income					
12 Total. Add lines 1 through 11		37,440.	65,560.		
13 Compensation of officers, directors, trustees, etc		8,400.	0.		8,400.
14 Other employee salaries and wages					
15 Pension plans, employee benefits					
16a Legal fees					
b Accounting fees STMT 3		9,000.	4,500.		4,500.
c Other professional fees					
17 Interest					
18 Taxes STMT 4		2,079.	0.		0.
19 Depreciation and depletion					
20 Occupancy					
21 Travel, conferences, and meetings					
22 Printing and publications					
23 Other expenses STMT 5		27,642.	23,333.		4,309.
24 Total operating and administrative expenses. Add lines 13 through 23		47,121.	27,833.		17,209.
25 Contributions, gifts, grants paid		104,740.			104,740.
26 Total expenses and disbursements. Add lines 24 and 25		151,861.	27,833.		121,949.
27 Subtract line 26 from line 12:					
a Excess of revenue over expenses and disbursements		<114,421.>			
b Net investment income (if negative, enter -0-)			37,727.		
c Adjusted net income (if negative, enter -0-)				N/A	

Part II Balance Sheets		Beginning of year		End of year	
		(a) Book Value	(b) Book Value	(c) Fair Market Value	
Assets	1 Cash - non-interest-bearing	19,229.	24,701.	24,701.	
	2 Savings and temporary cash investments	105,016.	90,993.	90,993.	
	3 Accounts receivable ▶				
	Less: allowance for doubtful accounts ▶				
	4 Pledges receivable ▶				
	Less: allowance for doubtful accounts ▶				
	5 Grants receivable				
	6 Receivables due from officers, directors, trustees, and other disqualified persons				
	7 Other notes and loans receivable ▶				
	Less: allowance for doubtful accounts ▶				
	8 Inventories for sale or use				
	9 Prepaid expenses and deferred charges				
	10a Investments - U.S. and state government obligations STMT 6	217,647.	219,303.	272,116.	
	b Investments - corporate stock STMT 7	731,383.	716,328.	1,198,676.	
	c Investments - corporate bonds STMT 8	502,746.	430,970.	441,124.	
	Liabilities	11 Investments - land, buildings, and equipment basis ▶			
Less accumulated depreciation ▶					
12 Investments - mortgage loans STMT 9		5,212.	3,804.	4,286.	
13 Investments - other STMT 10		293,731.	274,444.	402,069.	
14 Land, buildings, and equipment: basis ▶					
Less accumulated depreciation ▶					
15 Other assets (describe ▶)					
16 Total assets (to be completed by all filers - see the instructions. Also, see page 1, item I)		1,874,964.	1,760,543.	2,433,965.	
17 Accounts payable and accrued expenses					
18 Grants payable					
Net Assets or Fund Balances	19 Deferred revenue				
	20 Loans from officers, directors, trustees, and other disqualified persons				
	21 Mortgages and other notes payable				
	22 Other liabilities (describe ▶)				
23 Total liabilities (add lines 17 through 22)	0.	0.			
Net Assets or Fund Balances	Foundations that follow SFAS 117, check here ▶ <input checked="" type="checkbox"/>				
	24 Unrestricted	1,874,964.	1,760,543.		
	25 Temporarily restricted				
	26 Permanently restricted				
	Foundations that do not follow SFAS 117, check here ▶ <input type="checkbox"/>				
	27 Capital stock, trust principal, or current funds				
	28 Paid-in or capital surplus, or land, bldg., and equipment fund				
	29 Retained earnings, accumulated income, endowment, or other funds				
30 Total net assets or fund balances	1,874,964.	1,760,543.			
31 Total liabilities and net assets/fund balances	1,874,964.	1,760,543.			

Part III Analysis of Changes in Net Assets or Fund Balances

1 Total net assets or fund balances at beginning of year - Part II, column (a), line 30 (must agree with end-of-year figure reported on prior year's return)	1	1,874,964.
2 Enter amount from Part I, line 27a	2	<114,421.>
3 Other increases not included in line 2 (itemize) ▶	3	0.
4 Add lines 1, 2, and 3	4	1,760,543.
5 Decreases not included in line 2 (itemize) ▶	5	0.
6 Total net assets or fund balances at end of year (line 4 minus line 5) - Part II, column (b), line 30	6	1,760,543.

Form 990-PF (2016)

Part IV. Capital Gains and Losses for Tax on Investment Income

(a) List and describe the kind(s) of property sold (e.g., real estate, 2-story brick warehouse; or common stock, 200 shs. MLC Co.)	(b) How acquired P - Purchase D - Donation	(c) Date acquired (mo., day, yr.)	(d) Date sold (mo., day, yr.)
1a SHORT TERM TRANSACTIONS - LIST ATTACHED	P		
b LONG TERM TRANSACTIONS - LIST ATTACHED	P		
c CAPITAL GAINS DIVIDENDS			
d			
e			

(e) Gross sales price	(f) Depreciation allowed (or allowable)	(g) Cost or other basis plus expense of sale	(h) Gain or (loss) (e) plus (f) minus (g)
a 35,415.		44,862.	<9,447.>
b 236,495.		256,728.	<20,233.>
c 1,560.			1,560.
d			
e			

(i) F.M.V. as of 12/31/69	(j) Adjusted basis as of 12/31/69	(k) Excess of col. (i) over col. (j), if any	(l) Gains (Col. (h) gain minus col. (k), but not less than -0-) or Losses (from col. (h))
a			<9,447.>
b			<20,233.>
c			1,560.
d			
e			

2 Capital gain net income or (net capital loss)	<div> If gain, also enter in Part I, line 7 If (loss), enter -0- in Part I, line 7 </div>	2	<28,120.>
3 Net short-term capital gain or (loss) as defined in sections 1222(5) and (6): If gain, also enter in Part I, line 8, column (c). If (loss), enter -0- in Part I, line 8		3	N/A

Part V Qualification Under Section 4940(e) for Reduced Tax on Net Investment Income

(For optional use by domestic private foundations subject to the section 4940(a) tax on net investment income.)

If section 4940(d)(2) applies, leave this part blank.

Was the foundation liable for the section 4942 tax on the distributable amount of any year in the base period?

☐ Yes ☒ No

If "Yes," the foundation does not qualify under section 4940(e). Do not complete this part.

1 Enter the appropriate amount in each column for each year; see the instructions before making any entries.

(a) Base period years Calendar year (or tax year beginning in)	(b) Adjusted qualifying distributions	(c) Net value of noncharitable-use assets	(d) Distribution ratio (col. (b) divided by col. (c))
2015	114,873.	2,473,143.	.046448
2014	104,506.	2,503,138.	.041750
2013	101,054.	1,963,002.	.051479
2012	101,656.	2,006,000.	.050676
2011	93,750.	2,331,970.	.040202

2 Total of line 1, column (d)	2	.230555
3 Average distribution ratio for the 5-year base period - divide the total on line 2 by 5, or by the number of years the foundation has been in existence if less than 5 years	3	.046111
4 Enter the net value of noncharitable-use assets for 2016 from Part X, line 5	4	2,389,745.
5 Multiply line 4 by line 3	5	110,194.
6 Enter 1% of net investment income (1% of Part I, line 27b)	6	377.
7 Add lines 5 and 6	7	110,571.
8 Enter qualifying distributions from Part XII, line 4 If line 8 is equal to or greater than line 7, check the box in Part VI, line 1b, and complete that part using a 1% tax rate. See the Part VI instructions.	8	121,949.

Part VI. Excise Tax Based on Investment Income (Section 4940(a), 4940(b), 4940(e), or 4948 - see instructions)

1a Exempt operating foundations described in section 4940(d)(2), check here <input type="checkbox"/> and enter "N/A" on line 1. Date of ruling or determination letter: _____ (attach copy of letter if necessary-see instructions)			
b Domestic foundations that meet the section 4940(e) requirements in Part V, check here <input checked="" type="checkbox"/> and enter 1% of Part I, line 27b		1	377.
c All other domestic foundations enter 2% of line 27b. Exempt foreign organizations enter 4% of Part I, line 12, col. (b).			
2 Tax under section 511 (domestic section 4947(a)(1) trusts and taxable foundations only. Others enter -0-)		2	0.
3 Add lines 1 and 2		3	377.
4 Subtitle A (income) tax (domestic section 4947(a)(1) trusts and taxable foundations only. Others enter -0-)		4	0.
5 Tax based on investment income. Subtract line 4 from line 3. If zero or less, enter -0-		5	377.
6 Credits/Payments:			
a 2016 estimated tax payments and 2015 overpayment credited to 2016	6a	1,680.	
b Exempt foreign organizations - tax withheld at source	6b		
c Tax paid with application for extension of time to file (Form 8868)	6c		
d Backup withholding erroneously withheld	6d		
7 Total credits and payments. Add lines 6a through 6d	7	1,680.	
8 Enter any penalty for underpayment of estimated tax. Check here <input type="checkbox"/> if Form 2220 is attached	8		
9 Tax due. If the total of lines 5 and 8 is more than line 7, enter amount owed	9		
10 Overpayment. If line 7 is more than the total of lines 5 and 8, enter the amount overpaid	10	1,303.	
11 Enter the amount of line 10 to be: Credited to 2017 estimated tax <input checked="" type="checkbox"/> 400. Refunded <input checked="" type="checkbox"/> 903.	11	903.	

Part VII-A Statements Regarding Activities

	Yes	No
1a During the tax year, did the foundation attempt to influence any national, state, or local legislation or did it participate or intervene in any political campaign?		X
1b Did it spend more than \$100 during the year (either directly or indirectly) for political purposes (see instructions for the definition)? If the answer is "Yes" to 1a or 1b, attach a detailed description of the activities and copies of any materials published or distributed by the foundation in connection with the activities.		X
1c Did the foundation file Form 1120-POL for this year?		X
d Enter the amount (if any) of tax on political expenditures (section 4955) imposed during the year: (1) On the foundation. <input checked="" type="checkbox"/> \$ 0. (2) On foundation managers. <input checked="" type="checkbox"/> \$ 0.		
e Enter the reimbursement (if any) paid by the foundation during the year for political expenditure tax imposed on foundation managers. <input checked="" type="checkbox"/> \$ 0.		
2 Has the foundation engaged in any activities that have not previously been reported to the IRS? If "Yes," attach a detailed description of the activities.	2	X
3 Has the foundation made any changes, not previously reported to the IRS, in its governing instrument, articles of incorporation, or bylaws, or other similar instruments? If "Yes," attach a conformed copy of the changes	3	X
4a Did the foundation have unrelated business gross income of \$1,000 or more during the year?	4a	X
b If "Yes," has it filed a tax return on Form 990-T for this year?	4b	
5 Was there a liquidation, termination, dissolution, or substantial contraction during the year? If "Yes," attach the statement required by General Instruction T.	5	X
6 Are the requirements of section 508(e) (relating to sections 4941 through 4945) satisfied either: • By language in the governing instrument, or • By state legislation that effectively amends the governing instrument so that no mandatory directions that conflict with the state law remain in the governing instrument?	6	X
7 Did the foundation have at least \$5,000 in assets at any time during the year? If "Yes," complete Part II, col. (c), and Part XV	7	X
8a Enter the states to which the foundation reports or with which it is registered (see instructions) <input checked="" type="checkbox"/> MA		
b If the answer is "Yes" to line 7, has the foundation furnished a copy of Form 990-PF to the Attorney General (or designate) of each state as required by General Instruction G? If "No," attach explanation	8b	X
9 Is the foundation claiming status as a private operating foundation within the meaning of section 4942(j)(3) or 4942(j)(5) for calendar year 2016 or the taxable year beginning in 2016 (see instructions for Part XIV)? If "Yes," complete Part XIV	9	X
10 Did any persons become substantial contributors during the tax year? If "Yes," attach a schedule listing their names and addresses	10	X

N/A

Form 990-PF (2016)

Part VII-A Statements Regarding Activities (continued)

	Yes	No
11 At any time during the year, did the foundation, directly or indirectly, own a controlled entity within the meaning of section 512(b)(13)? If "Yes," attach schedule (see instructions)		X
12 Did the foundation make a distribution to a donor advised fund over which the foundation or a disqualified person had advisory privileges? If "Yes," attach statement (see instructions)		X
13 Did the foundation comply with the public inspection requirements for its annual returns and exemption application?		X
Website address N/A		
14 The books are in care of NANCY GIARDINO, TREASURER Telephone no. 617 536-4868		
Located at 57 BLAINE ST, MALDEN, MA ZIP+4 02147		
15 Section 4947(a)(1) nonexempt charitable trusts filing Form 990-PF in lieu of Form 1041 - Check here and enter the amount of tax-exempt interest received or accrued during the year	15	N/A
16 At any time during calendar year 2016, did the foundation have an interest in or a signature or other authority over a bank, securities, or other financial account in a foreign country?		X
See the instructions for exceptions and filing requirements for FinCEN Form 114. If "Yes," enter the name of the foreign country		

Part VII-B Statements Regarding Activities for Which Form 4720 May Be Required

File Form 4720 if any item is checked in the "Yes" column, unless an exception applies.

	Yes	No
1a During the year did the foundation (either directly or indirectly):		
(1) Engage in the sale or exchange, or leasing of property with a disqualified person?	<input type="checkbox"/> Yes <input checked="" type="checkbox"/> No	
(2) Borrow money from, lend money to, or otherwise extend credit to (or accept it from) a disqualified person?	<input type="checkbox"/> Yes <input checked="" type="checkbox"/> No	
(3) Furnish goods, services, or facilities to (or accept them from) a disqualified person?	<input type="checkbox"/> Yes <input checked="" type="checkbox"/> No	
(4) Pay compensation to, or pay or reimburse the expenses of, a disqualified person?	<input type="checkbox"/> Yes <input checked="" type="checkbox"/> No	
(5) Transfer any income or assets to a disqualified person (or make any of either available for the benefit or use of a disqualified person)?	<input type="checkbox"/> Yes <input checked="" type="checkbox"/> No	
(6) Agree to pay money or property to a government official? (Exception. Check "No" if the foundation agreed to make a grant to or to employ the official for a period after termination of government service, if terminating within 90 days.)	<input type="checkbox"/> Yes <input checked="" type="checkbox"/> No	
b If any answer is "Yes" to 1a(1)-(6), did any of the acts fail to qualify under the exceptions described in Regulations section 53.4941(d)-3 or in a current notice regarding disaster assistance (see instructions)?	N/A	
Organizations relying on a current notice regarding disaster assistance check here		
c Did the foundation engage in a prior year in any of the acts described in 1a, other than excepted acts, that were not corrected before the first day of the tax year beginning in 2016?		X
2 Taxes on failure to distribute income (section 4942) (does not apply for years the foundation was a private operating foundation defined in section 4942(j)(3) or 4942(j)(5)):		
a At the end of tax year 2016, did the foundation have any undistributed income (lines 6d and 6e, Part XIII) for tax year(s) beginning before 2016?	<input type="checkbox"/> Yes <input checked="" type="checkbox"/> No	
If "Yes," list the years		
b Are there any years listed in 2a for which the foundation is not applying the provisions of section 4942(a)(2) (relating to incorrect valuation of assets) to the year's undistributed income? (If applying section 4942(a)(2) to all years listed, answer "No" and attach statement - see instructions.)	N/A	
c If the provisions of section 4942(a)(2) are being applied to any of the years listed in 2a, list the years here.		
3a Did the foundation hold more than a 2% direct or indirect interest in any business enterprise at any time during the year?	<input type="checkbox"/> Yes <input checked="" type="checkbox"/> No	
b If "Yes," did it have excess business holdings in 2016 as a result of (1) any purchase by the foundation or disqualified persons after May 26, 1969; (2) the lapse of the 5-year period (or longer period approved by the Commissioner under section 4943(c)(7)) to dispose of holdings acquired by gift or bequest; or (3) the lapse of the 10-, 15-, or 20-year first phase holding period? (Use Schedule C, Form 4720, to determine if the foundation had excess business holdings in 2016)	N/A	
4a Did the foundation invest during the year any amount in a manner that would jeopardize its charitable purposes?		X
b Did the foundation make any investment in a prior year (but after December 31, 1969) that could jeopardize its charitable purpose that had not been removed from jeopardy before the first day of the tax year beginning in 2016?		X

Form 990-PF (2016)

Part VII-B Statements Regarding Activities for Which Form 4720 May Be Required (continued)

5a During the year did the foundation pay or incur any amount to:

(1) Carry on propaganda, or otherwise attempt to influence legislation (section 4945(e))?

☐ Yes ☒ No

(2) Influence the outcome of any specific public election (see section 4955); or to carry on, directly or indirectly, any voter registration drive?

☐ Yes ☒ No

(3) Provide a grant to an individual for travel, study, or other similar purposes?

☐ Yes ☒ No

(4) Provide a grant to an organization other than a charitable, etc., organization described in section 4945(d)(4)(A)? (see instructions)

☐ Yes ☒ No

(5) Provide for any purpose other than religious, charitable, scientific, literary, or educational purposes, or for the prevention of cruelty to children or animals?

☐ Yes ☒ No

b If any answer is "Yes" to 5a(1)-(5), did any of the transactions fail to qualify under the exceptions described in Regulations section 53.4945 or in a current notice regarding disaster assistance (see instructions)?

N/A

5b

Organizations relying on a current notice regarding disaster assistance check here

☒

c If the answer is "Yes" to question 5a(4), does the foundation claim exemption from the tax because it maintained expenditure responsibility for the grant?

N/A

☐ Yes ☐ No

If "Yes," attach the statement required by Regulations section 53.4945-5(d).

6a Did the foundation, during the year, receive any funds, directly or indirectly, to pay premiums on a personal benefit contract?

☐ Yes ☒ No

b Did the foundation, during the year, pay premiums, directly or indirectly, on a personal benefit contract?

6b

If "Yes" to 6b, file Form 8870.

X

7a At any time during the tax year, was the foundation a party to a prohibited tax shelter transaction?

☐ Yes ☒ No

b If "Yes," did the foundation receive any proceeds or have any net income attributable to the transaction?

N/A

7b

Part VIII Information About Officers, Directors, Trustees, Foundation Managers, Highly Paid Employees, and Contractors

1 List all officers, directors, trustees, foundation managers and their compensation.

(a) Name and address	(b) Title, and average hours per week devoted to position	(c) Compensation (If not paid, enter -0-)	(d) Contributions to employee benefit plans and deferred compensation	(e) Expense account, other allowances
SEE STATEMENT 11		8,400.	0.	0.

2 Compensation of five highest-paid employees (other than those included on line 1). If none, enter "NONE."

(a) Name and address of each employee paid more than \$50,000	(b) Title, and average hours per week devoted to position	(c) Compensation	(d) Contributions to employee benefit plans and deferred compensation	(e) Expense account, other allowances
NONE				

Total number of other employees paid over \$50,000

0

Form 990-PF (2016)

Part X Minimum Investment Return (All domestic foundations must complete this part. Foreign foundations, see instructions.)

1	Fair market value of assets not used (or held for use) directly in carrying out charitable, etc., purposes:		
a	Average monthly fair market value of securities	1a	2,298,083.
b	Average of monthly cash balances	1b	128,054.
c	Fair market value of all other assets	1c	
d	Total (add lines 1a, b, and c)	1d	2,426,137.
e	Reduction claimed for blockage or other factors reported on lines 1a and 1c (attach detailed explanation)	1e	0.
2	Acquisition indebtedness applicable to line 1 assets	2	0.
3	Subtract line 2 from line 1d	3	2,426,137.
4	Cash deemed held for charitable activities. Enter 1 1/2% of line 3 (for greater amount, see instructions)	4	36,392.
5	Net value of noncharitable-use assets. Subtract line 4 from line 3. Enter here and on Part V, line 4	5	2,389,745.
6	Minimum investment return. Enter 5% of line 5	6	119,487.

Part XI Distributable Amount (see instructions) (Section 4942(j)(3) and (j)(5) private operating foundations and certain foreign organizations check here ☐ and do not complete this part.)

1	Minimum investment return from Part X, line 6	1	119,487.
2a	Tax on investment income for 2016 from Part VI, line 5	2a	377.
b	Income tax for 2016. (This does not include the tax from Part VI.)	2b	
c	Add lines 2a and 2b	2c	377.
3	Distributable amount before adjustments. Subtract line 2c from line 1	3	119,110.
4	Recoveries of amounts treated as qualifying distributions	4	0.
5	Add lines 3 and 4	5	119,110.
6	Deduction from distributable amount (see instructions)	6	0.
7	Distributable amount as adjusted. Subtract line 6 from line 5. Enter here and on Part XIII, line 1	7	119,110.

Part XII Qualifying Distributions (see instructions)

1	Amounts paid (including administrative expenses) to accomplish charitable, etc., purposes:		
a	Expenses, contributions, gifts, etc. - total from Part I, column (d), line 26	1a	121,949.
b	Program-related investments - total from Part IX-B	1b	0.
2	Amounts paid to acquire assets used (or held for use) directly in carrying out charitable, etc., purposes	2	
3	Amounts set aside for specific charitable projects that satisfy the:		
a	Suitability test (prior IRS approval required)	3a	
b	Cash distribution test (attach the required schedule)	3b	
4	Qualifying distributions. Add lines 1a through 3b. Enter here and on Part V, line 8, and Part XIII, line 4	4	121,949.
5	Foundations that qualify under section 4940(e) for the reduced rate of tax on net investment income. Enter 1% of Part I, line 27b	5	377.
6	Adjusted qualifying distributions. Subtract line 5 from line 4	6	121,572.

Note: The amount on line 6 will be used in Part V, column (b), in subsequent years when calculating whether the foundation qualifies for the section 4940(e) reduction of tax in those years.

Part XIII Undistributed Income (see instructions)

	(a) Corpus	(b) Years prior to 2015	(c) 2015	(d) 2016
1 Distributable amount for 2016 from Part XI, line 7				119,110.
2 Undistributed income, if any, as of the end of 2016				
a Enter amount for 2015 only			107,395.	
b Total for prior years:		0.		
3 Excess distributions carryover, if any, to 2016:				
a From 2011				
b From 2012				
c From 2013				
d From 2014				
e From 2015				
f Total of lines 3a through e	0.			
4 Qualifying distributions for 2016 from Part XII, line 4: ▶ \$ 121,949.				
a Applied to 2015, but not more than line 2a			107,395.	
b Applied to undistributed income of prior years (Election required - see instructions)		0.		
c Treated as distributions out of corpus (Election required - see instructions)	0.			
d Applied to 2016 distributable amount				14,554.
e Remaining amount distributed out of corpus	0.			
5 Excess distributions carryover applied to 2016 (If an amount appears in column (d), the same amount must be shown in column (a).)	0.			0.
6 Enter the net total of each column as indicated below:				
a Corpus Add lines 3f, 4c, and 4e Subtract line 5	0.			
b Prior years' undistributed income. Subtract line 4b from line 2b		0.		
c Enter the amount of prior years' undistributed income for which a notice of deficiency has been issued, or on which the section 4942(a) tax has been previously assessed		0.		
d Subtract line 6c from line 6b. Taxable amount - see instructions		0.		
e Undistributed income for 2015. Subtract line 4a from line 2a. Taxable amount - see instr.			0.	
f Undistributed income for 2016. Subtract lines 4d and 5 from line 1. This amount must be distributed in 2017				104,556.
7 Amounts treated as distributions out of corpus to satisfy requirements imposed by section 170(b)(1)(F) or 4942(g)(3) (Election may be required - see instructions)	0.			
8 Excess distributions carryover from 2011 not applied on line 5 or line 7	0.			
9 Excess distributions carryover to 2017. Subtract lines 7 and 8 from line 6a	0.			
10 Analysis of line 9:				
a Excess from 2012				
b Excess from 2013				
c Excess from 2014				
d Excess from 2015				
e Excess from 2016				

Part XV Supplementary Information (continued)**3 Grants and Contributions Paid During the Year or Approved for Future Payment**

Recipient Name and address (home or business)	If recipient is an individual, show any relationship to any foundation manager or substantial contributor	Foundation status of recipient	Purpose of grant or contribution	Amount
a Paid during the year				
BREAD OF LIFE			HELP FOR EVERETT SENIORS	4,500.
CAMBRIDGE HEALTH ALLIANCE			NURSES ACTIVITIES WITHIN EVERETT	60,000.
CAMBRIDGE HEALTH ALLIANCE			HELP FOR EVERETT SENIORS	
COMMUNITY FAMILY			HELP FOR EVERETT SENIORS	5,500.
COUNCIL OF AGING			HELP FOR EVERETT SENIORS	16,000.
Total	SEE CONTINUATION SHEET(S)			104,740.
b Approved for future payment				
NONE				
Total				0.

Form 990-PF (2016)

Part XVI-A Analysis of Income-Producing Activities

Enter gross amounts unless otherwise indicated.

Enter gross amounts unless otherwise indicated.		Unrelated business income		Excluded by section 512, 513, or 514		(e) Related or exempt function income	
		(a) Business code	(b) Amount	(c) Exclu- sion code	(d) Amount		
1 Program service revenue:							
a _____							
b _____							
c _____							
d _____							
e _____							
f _____							
g Fees and contracts from government agencies							
2 Membership dues and assessments							
3 Interest on savings and temporary cash investments				14	176.		
4 Dividends and interest from securities				14	65,384.		
5 Net rental income or (loss) from real estate:							
a Debt-financed property							
b Not debt-financed property							
6 Net rental income or (loss) from personal property							
7 Other investment income							
8 Gain or (loss) from sales of assets other than inventory				14	1,560.	<29,680.>	
9 Net income or (loss) from special events							
10 Gross profit or (loss) from sales of inventory							
11 Other revenue:							
a _____							
b _____							
c _____							
d _____							
e _____							
12 Subtotal. Add columns (b), (d), and (e)			0.		67,120.	<29,680.>	
13 Total. Add line 12, columns (b), (d), and (e)						13 37,440.	

(See worksheet in line 13 instructions to verify calculations.)

Part XVI-B Relationship of Activities to the Accomplishment of Exempt Purposes

[illegible]




Part XVII Information Regarding Transfers To and Transactions and Relationships With Noncharitable Exempt Organizations

1 Did the organization directly or indirectly engage in any of the following with any other organization described in section 501(c) of the Code (other than section 501(c)(3) organizations) or in section 527, relating to political organizations?		Yes	No
a Transfers from the reporting foundation to a noncharitable exempt organization of:			
(1) Cash		1a(1)	X
(2) Other assets		1a(2)	X
b Other transactions:			
(1) Sales of assets to a noncharitable exempt organization		1b(1)	X
(2) Purchases of assets from a noncharitable exempt organization		1b(2)	X
(3) Rental of facilities, equipment, or other assets		1b(3)	X
(4) Reimbursement arrangements		1b(4)	X
(5) Loans or loan guarantees		1b(5)	X
(6) Performance of services or membership or fundraising solicitations		1b(6)	X
c Sharing of facilities, equipment, mailing lists, other assets, or paid employees		1c	X
d If the answer to any of the above is "Yes," complete the following schedule. Column (b) should always show the fair market value of the goods, other assets, or services given by the reporting foundation. If the foundation received less than fair market value in any transaction or sharing arrangement, show in column (d) the value of the goods, other assets, or services received.			

[illegible]

2a Is the foundation directly or indirectly affiliated with, or related to, one or more tax-exempt organizations described in section 501(c) of the Code (other than section 501(c)(3)) or in section 527? ☐ Yes ☒ No

b If "Yes," complete the following schedule.		
(a) Name of organization	(b) Type of organization	(c) Description of relationship
N/A		

Sign Here	Under penalties of perjury, I declare that I have examined this return, including accompanying schedules and statements, and to the best of my knowledge and belief, it is true, correct, and complete. Declaration of preparer (other than taxpayer) is based on all information of which preparer has any knowledge.			May the IRS discuss this return with the preparer shown below (see instr.)? <input checked="" type="checkbox"/> Yes <input type="checkbox"/> No	
	 Signature of officer or trustee		4.26.2017 Date	 Title	
Paid Preparer Use Only	Print/Type preparer's name Robert F Boynton		Preparer's signature 		Date 4/26/17
	Check <input checked="" type="checkbox"/> if self-employed		PTIN P01440678		
	Firm's name ▶ ROBERT F BOYNTON CPA			Firm's EIN ▶ 04-3293698	
	Firm's address ▶ 581 BOYLSTON STREET SUITE 702 BOSTON, MA 02116-3608			Phone no. 617-536-4868	

FORM 990-PF INTEREST ON SAVINGS AND TEMPORARY CASH INVESTMENTS STATEMENT 1

SOURCE	(A) REVENUE PER BOOKS	(B) NET INVESTMENT INCOME	(C) ADJUSTED NET INCOME
MONEY MARKET	176.	176.	
TOTAL TO PART I, LINE 3	176.	176.	

FORM 990-PF DIVIDENDS AND INTEREST FROM SECURITIES STATEMENT 2

SOURCE	GROSS AMOUNT	CAPITAL GAINS DIVIDENDS	(A) REVENUE PER BOOKS	(B) NET INVEST- MENT INCOME	(C) ADJUSTED NET INCOME
CORP BONDS	20,615.	0.	20,615.	20,615.	
STOCKS	32,798.	1,560.	31,238.	31,238.	
US TREASURY	13,531.	0.	13,531.	13,531.	
TO PART I, LINE 4	66,944.	1,560.	65,384.	65,384.	

FORM 990-PF ACCOUNTING FEES STATEMENT 3

DESCRIPTION	(A) EXPENSES PER BOOKS	(B) NET INVEST- MENT INCOME	(C) ADJUSTED NET INCOME	(D) CHARITABLE PURPOSES
ACCOUNTING	9,000.	4,500.		4,500.
TO FORM 990-PF, PG 1, LN 16B	9,000.	4,500.		4,500.

FORM 990-PF TAXES STATEMENT 4

DESCRIPTION	(A) EXPENSES PER BOOKS	(B) NET INVEST- MENT INCOME	(C) ADJUSTED NET INCOME	(D) CHARITABLE PURPOSES
FEDERAL EXCISE TAX	2,079.	0.		0.
TO FORM 990-PF, PG 1, LN 18	2,079.	0.		0.

FORM 990-PF	OTHER EXPENSES	STATEMENT	5
-------------	----------------	-----------	---

DESCRIPTION	(A) EXPENSES PER BOOKS	(B) NET INVEST- MENT INCOME	(C) ADJUSTED NET INCOME	(D) CHARITABLE PURPOSES
OFFICE EXPENSE	408.	0.		408.
INSURANCE	1,869.	0.		1,869.
TRUSTEE MEETING EXPENSE	924.	0.		924.
MA FILING FEE	85.	0.		85.
BANK MANAGEMENT FEE	23,333.	23,333.		0.
STORAGE	1,023.	0.		1,023.
TO FORM 990-PF, PG 1, LN 23	27,642.	23,333.		4,309.

FORM 990-PF	U.S. AND STATE/CITY GOVERNMENT OBLIGATIONS	STATEMENT	6
-------------	--	-----------	---

DESCRIPTION	U.S. GOV'T	OTHER GOV'T	BOOK VALUE	FAIR MARKET VALUE
US GOVERNMENT - LIST ATTACHED	X		219,303.	272,116.
TOTAL U.S. GOVERNMENT OBLIGATIONS			219,303.	272,116.
TOTAL STATE AND MUNICIPAL GOVERNMENT OBLIGATIONS				
TOTAL TO FORM 990-PF, PART II, LINE 10A			219,303.	272,116.

FORM 990-PF	CORPORATE STOCK	STATEMENT	7
-------------	-----------------	-----------	---

DESCRIPTION	BOOK VALUE	FAIR MARKET VALUE
CORP STOCK - LIST ATTACHED	716,328.	1,198,676.
TOTAL TO FORM 990-PF, PART II, LINE 10B	716,328.	1,198,676.

FORM 990-PF	CORPORATE BONDS	STATEMENT	8
-------------	-----------------	-----------	---

DESCRIPTION	BOOK VALUE	FAIR MARKET VALUE
CORP BONDS - LIST ATTACHED	430,970.	441,124.
TOTAL TO FORM 990-PF, PART II, LINE 10C	430,970.	441,124.

FORM 990-PF	MORTGAGE LOANS	STATEMENT	9
-------------	----------------	-----------	---

DESCRIPTION	BOOK VALUE	FAIR MARKET VALUE
MORTGAGE LOANS - LIST ATTACHED	3,804.	4,286.
TOTAL TO FORM 990-PF, PART II, LINE 12	3,804.	4,286.

FORM 990-PF	OTHER INVESTMENTS	STATEMENT	10
-------------	-------------------	-----------	----

DESCRIPTION	VALUATION METHOD	BOOK VALUE	FAIR MARKET VALUE
OTHER INVESTMENTS - LIST ATTACHED	FMV	274,444.	402,069.
TOTAL TO FORM 990-PF, PART II, LINE 13		274,444.	402,069.

FORM 990-PF

PART VIII - LIST OF OFFICERS, DIRECTORS
TRUSTEES AND FOUNDATION MANAGERS

STATEMENT 11

NAME AND ADDRESS	TITLE AND AVRG HRS/WK	COMPEN- SATION	EMPLOYEE BEN PLAN CONTRIB	EXPENSE ACCOUNT
GEORGE AHLIN 21 TRENTON STREET MELROSE, MA 02176	PRESIDENT, DIRECTOR 4.00	2,400.	0.	0.
MARJORIE L. DACKO 7 FOSTER STREET EVERETT, MA 02149	CLERK, DIRECTOR 2.00	2,400.	0.	0.
ROSEMARIE IMPRESCIA 3 CARDIGAN ROAD PEABODY, MA 01960	DIRECTOR 1.00	400.	0.	0.
NANCY GIARDINO 57 BLAINE STREET MALDEN, MA 02148	TREASURER, DIRECTOR 3.00	2,400.	0.	0.
ANN AHLIN 21 TRENTON STREET MALDEN, MA 02176	DIRECTOR 1.00	400.	0.	0.
HELEN MACLAUGHLIN 834 BROADWAY EVERETT, MA 02149	DIRECTOR 1.00	400.	0.	0.
TOTALS INCLUDED ON 990-PF, PAGE 6, PART VIII		8,400.	0.	0.

EVERETT FOUNDATION FOR AGED PERSONS INC
FORM 990-PF PART II
FOR THE YEAR ENDED 12-31-16

INVESTMENT	BOOK VALUE 01-01-16	BOOK VALUE 12-31-16	MARKET VALUE 12-31-16
US TREASURY 6.25% DUE 8-15-23	190,018	190,018	237,515
US TREASURY SEC STRIPPED 2-15-18	27,628	29,285	34,601
TOTAL US OBLIGATIONS Line 10a	\$217,647	\$219,303	\$272,116
AMERICAN HONDA FIN CORP 2.125% 10/1	25,184	25,184	25,196
APPLE INC 3.25% 02/23/26	0	53,427	50,027
BURLINGTON NORTHN SANTA FE 5.65% (49,238	49,238	50,674
CISCO SYS INC 4.45% 01/15/20	51,521	51,521	53,587
COCA COLA 1.8% 09/01/16	25,751	0	
COCA COLA 1.65% 03/14/18	25,697	25,697	25,085
CREDIT SUISSE 5.3% 08-13-19	50,440	50,440	53,952
GEORGIA PWR CO 5.7% 06/01/17	49,890	49,890	50,907
JP MORGAN CHASE & CO 3.15% 07-05-16	74,405	0	
MCDONALDS 2.625% 01/15/22	25,774	25,774	24,926
MERCK & CO INC 6.4% 03-01-28	22,762	22,762	31,087
UNITED TECHNOLOGIES 5.375% 12-15-17	49,461	0	
WAL-MART STORES INC 3.25% 10/25/25	26,127	26,127	26,055
WELLS FARGO 3.676% 06/15/16	26,498	0	
WELLS FARGO 2.50% 03/04/21	0	50,912	49,630
TOTAL CORPORATE Line 10c	\$502,746	\$430,970	\$441,124
FHLMC #250608 6.5% 7-01-26	20	16	19
FNMA #433230 6.0% 07-01-28	96	91	105
FHLMC #C00647 6.50% 09-01-28	339	268	299
FHLMC GOLD POOL #C21764 6% 02-01-28	132	125	143
FNMA #909695 5.4% 03/02/12	4,626	3,304	3,720
TOTAL MORTGAGE LOANS Line 12	\$5,212	\$3,804	\$4,286
	\$725,605	\$654,077	\$717,526
	=====	=====	=====

EVERETT FOUNDATION FOR AGED PERSONS INC
FORM 990-PF PART II
FOR THE YEAR ENDED 12-31-16

STOCK	BOOK VALUE 01-01-16	BOOK VALUE 12-31-16	MARKET VALUE 12-31-16
ABBOTT LABS	6,639	6,639	7,682
ABBVIE INC	8,118	8,118	12,524
ACCENTURE PLC	11,466	11,466	17,570
ADIANT PLC	0	978	1,231
ADVANSIX INC	0	57	155
ALLERGAN PLC (ACTAVIS PLC)	10,980	0	0
AMAZON COM INC	4,141	4,141	26,245
AMERICAN EXPRESS CO	13,072	13,072	12,964
AMERICAN WTR WKS INC	4,511	4,511	10,854
ANADARKO PETE CORP	11,041	0	0
APPLE INC	16,895	16,895	56,752
AT&T INC	6,424	6,424	8,506
BAXTER INTL INC	4,605	4,605	6,651
BB & T CORP	13,813	13,813	18,808
BECTON DICKINSON	5,799	5,799	12,416
BERKSHIRE HATHAWAY CL B	15,006	15,006	17,928
BLACKROCK INC	12,652	12,652	15,222
BROADCOM CORP	10,115	0	0
BROADCOM LTD SINGAPORE	0	10,083	23,157
CALIFORNIA RESOURCES CORP	0	11	21
CATERPILLAR INC	7,210	0	0
CAVIUM INC	0	11,545	12,488
CHEVRON CORP	12,916	12,916	14,713
CITIGROUP INC	9,535	9,535	14,858
COCA COLA CO	6,993	6,993	12,438
CONOCOPHILLIPS	11,638	11,638	10,028
COSTCO WHSL CORP	11,234	11,234	24,017
DANAHER CORP	8,514	6,493	7,784
DELL TECHNOLOGIES INC	0	2,077	2,419
DISNEY WALT CO	7,471	7,471	26,055
DOW CHEM CO	12,450	12,450	21,458
EBAY INC	3,089	3,089	4,454
EOG RES INC	16,307	0	0
EMC CORP	6,846	0	0
EXXON MOBIL CORP	21,432	21,432	22,565
FACEBOOK INC	12,296	12,296	17,258
FEDEX CORP	0	16,346	23,275
FORTIVE CORP	0	2,020	2,682
GENERAL DYNAMICS CORP	7,281	7,281	17,266
GILEAD SCIENCES INC	6,254	6,254	21,483
GOLDMAN SACHS GROUP INC	14,006	14,006	23,945
ALPHABET INC CL A(GOOGLE INC)	8,753	8,753	20,839
ALPHABET INC CL C(GOOGLE INC)	8,671	8,671	21,396
HERSHEY CO	10,200	10,200	10,343
HOME DEPOT INC	15,127	15,127	26,816
HONEYWELL INTL INC	10,759	10,702	20,274
JOHNSON CONTROLS INTL	0	4,218	8,815
JOHNSON & JOHNSON	14,155	14,155	23,042
JP MORGAN CHASE & CO	14,948	14,948	34,516
KRAFT HEINZ CORP	5,735	5,494	8,732
MCDONALD'S CORP	9,533	9,533	12,172
MCKESSON CORP	6,015	6,015	17,556
MEDTRONIC PLC	20,101	19,951	19,588
METLIFE INC	10,484	10,484	10,778
MICROSOFT CORP	16,162	16,162	34,177
MONSANTO CO	11,803	11,803	10,521
NESTLE S A	5,457	5,457	7,188
NXP SEMICONDUCTORS NV	12,693	0	0
OCCIDENTAL PETE CORP	13,749	13,726	14,246
ORACLE CORP	7,743	7,743	7,690
PARKER HANNIFIN CORP	5,791	5,791	14,000
PAYPAL HOLDINGS INC	4,777	4,777	5,921
PEPSICO INC	11,119	11,119	26,158
PFIZER INC	0	19,776	21,112
PNC FINL SVCS GROUP INC	14,106	14,106	29,240
PRICE T ROWE GROUP INC	12,911	12,911	16,934
PROCTER & GAMBLE CO	19,144	19,144	25,224
RAYTHEON CO	0	12,135	14,200
SCHLUMBERGER LTD	13,173	13,173	14,691
SEMPRA ENERGY	13,746	13,746	20,128
TJX COS	7,162	7,162	26,296
TARGET CORP	15,564	15,564	19,863
TE CONNECTIVITY LTD	5,600	5,600	13,856
THERMO FISHER SCIENTIFIC COR	4,805	4,805	14,110
TWENTY-FIRST CENTRY FOX INC	9,981	9,981	8,412
TYCO INTL PLC	4,240	0	0
UNITED TECHNOLOGIES CORP	3,485	3,485	27,405
VERIZON COMMUNICATIONS INC	6,440	6,440	9,342
VF CORP	7,527	7,527	10,670
VISA INC	10,805	10,805	15,804
WAL MART STORES INC	5,202	5,202	6,912
WELLS FARGO & CO	10,597	10,597	22,044
WHOLEFOODS MKT INC	12,377	0	0
CORPORATE STOCKS Line 10b	\$731,383	\$716,328	\$1,198,676
AMERICAN TOWER CORP	4,587	4,587	10,568
ARTISAN INTERNATIONAL FUND	32,500	32,500	39,913
BOSTON PROPERTIES INC	12,412	12,412	12,578
COLUMBIA DIVIDEND INCOME FUN	45,543	45,543	65,359
DB X-TRACKERS MSCI EAFE HEDC	35,989	35,989	33,672
ISHARES MSCI EMERGING MKTS	0	27,213	29,346
ISHARES S&P SMALLCAP 600	38,568	38,568	91,588
LAZARD FUNDS INC	46,500	0	0
MIDCAP SPDR TR	63,775	63,775	107,416
VANGUARD FTSE EMERGING MKT	13,858	13,858	11,629
OTHER STOCKS Line 13	\$293,731	\$274,444	\$402,069
	\$1,025,114	\$990,772	\$1,600,745
=====	=====	=====	=====

EVERETT FOUNDATION FOR AGED PERSONS INC
FORM 990-PF PART IV CAPITAL GAINS AND LOSSES
2016

STOCK	PURCHASE DATE	SALE DATE	S L	SHS	SALES		GAIN/(LOSS)
					PROCEEDS	COST	
ADIENT PLC	10-31-16	12-30-16	S	0.4	23.09	18.63	4.46
ALLERGAN PLC (ACTAVIS PLC)	04-21-15	01-20-16	S	36	10,302.47	10,980.00	(677.53)
EOG RES INC	01-30-15	01-20-16	L	100	6,472.38	8,792.50	(2,320.12)
NXP SEMICONDUCTORS NV	05-15-15	01-20-16	S	125	9,249.94	12,693.38	(3,443.44)
WHOLEFOODS MKT INC	07-21-15	01-20-16	S	300	9,367.32	12,377.49	(3,010.17)
TOTAL SHORT TERM GAINS/(LOSSES)					\$35,415.20	\$44,862.00	(\$9,446.80)
ANADARKO PETE CORP	11-29-11	01-20-16	L	140	4,899.20	11,040.86	(6,141.66)
BROADCOM LTD SINGAPORE		02-29-16	L	0.34	42.35	31.84	10.51
CALIFORNIA RESOURCES CORP	05-29-09	04-20-16	L	0.723	1.34	1.01	0.33
CALIFORNIA RESOURCES CORP NEW	05-29-09	06-24-16	L	0.8	12.14	10.78	1.36
CATERPILLAR INC	03-13-14	01-20-16	L	75	4,591.03	7,210.13	(2,619.10)
DELL TECHNOLOGIES	09-07-16	11-24-09	L	0.584	28.51	27.56	0.95
EOG RES INC	03-13-14	01-20-16	L	80	5,177.90	7,514.60	(2,336.70)
EMC CORP	12-30-09	10-20-16	L	52.92	1,552.00	905.73	646.27
EMC CORP	12-30-09	10-24-16	L	347.08	10,172.36	5,940.27	4,232.09
JOHNSON CONTROLS INTL	09-06-16	04-11-11	L	0.875	37.77	22.15	15.62
LAZARD FUNDS INC	03-02-10	01-15-16	L	2508.168	31,377.18	46,500.00	(15,122.82)
FHLMC #250608 6.5% 7-01-26	09-12-96	01-25-16	L	0.36	0.36	0.35	0.01
FHLMC #250608 6.5% 7-01-26	09-12-96	02-25-16	L	0.36	0.36	0.35	0.01
FHLMC #250608 6.5% 7-01-26	09-12-96	03-25-16	L	0.37	0.37	0.35	0.02
FHLMC #250608 6.5% 7-01-26	09-12-96	04-25-16	L	0.37	0.37	0.35	0.02
FHLMC #250608 6.5% 7-01-26	09-12-96	05-25-16	L	0.37	0.37	0.35	0.02
FHLMC #250608 6.5% 7-01-26	09-12-96	06-27-16	L	0.37	0.37	0.35	0.02
FHLMC #250608 6.5% 7-01-26	09-12-96	07-25-16	L	0.37	0.37	0.35	0.02
FHLMC #250608 6.5% 7-01-26	09-12-96	08-25-16	L	0.38	0.38	0.36	0.02
FHLMC #250608 6.5% 7-01-26	09-12-96	09-26-16	L	0.38	0.38	0.36	0.02
FHLMC #250608 6.5% 7-01-26	09-12-96	10-25-16	L	0.38	0.38	0.36	0.02
FHLMC #250608 6.5% 7-01-26	09-12-96	11-25-16	L	0.38	0.38	0.36	0.02
FHLMC #250608 6.5% 7-01-26	09-12-96	12-27-16	L	0.38	0.38	0.37	0.01
FNMA #433230 6.0% 07-01-28	07-14-98	01-25-16	L	0.42	0.42	0.41	0.01
FNMA #433230 6.0% 07-01-28	07-14-98	02-25-16	L	0.42	0.42	0.41	0.01
FNMA #433230 6.0% 07-01-28	07-14-98	03-25-16	L	0.42	0.42	0.41	0.01
FNMA #433230 6.0% 07-01-28	07-14-98	04-25-16	L	0.42	0.42	0.41	0.01
FNMA #433230 6.0% 07-01-28	07-14-98	05-25-16	L	0.43	0.43	0.42	0.01
FNMA #433230 6.0% 07-01-28	07-14-98	06-27-16	L	0.43	0.43	0.42	0.01
FNMA #433230 6.0% 07-01-28	07-14-98	07-25-16	L	0.43	0.43	0.42	0.01
FNMA #433230 6.0% 07-01-28	07-14-98	08-25-16	L	0.43	0.43	0.42	0.01
FNMA #433230 6.0% 07-01-28	07-14-98	09-26-16	L	0.44	0.44	0.43	0.01
FNMA #433230 6.0% 07-01-28	07-14-98	10-25-16	L	0.44	0.44	0.43	0.01
FNMA #433230 6.0% 07-01-28	07-14-98	11-25-16	L	0.44	0.44	0.43	0.01
FNMA #433230 6.0% 07-01-28	07-14-98	12-27-16	L	0.44	0.44	0.43	0.01
FHLMC #C00647 6.50% 09-01-28	09-14-98	01-15-16	L	8.78	8.78	8.89	(0.11)
FHLMC #C00647 6.50% 09-01-28	09-14-98	02-16-16	L	5.41	5.41	5.48	(0.07)
FHLMC #C00647 6.50% 09-01-28	09-14-98	03-15-16	L	4.22	4.22	4.27	(0.05)
FHLMC #C00647 6.50% 09-01-28	09-14-98	04-15-16	L	6.32	6.32	6.40	(0.08)
FHLMC #C00647 6.50% 09-01-28	09-14-98	05-16-16	L	6.56	6.56	6.64	(0.08)
FHLMC #C00647 6.50% 09-01-28	09-14-98	06-15-16	L	6.52	6.52	6.60	(0.08)
FHLMC #C00647 6.50% 09-01-28	09-14-98	07-15-16	L	7.83	7.83	7.93	(0.10)
FHLMC #C00647 6.50% 09-01-28	09-14-98	08-15-16	L	4.18	4.18	4.23	(0.05)
FHLMC #C00647 6.50% 09-01-28	09-14-98	09-15-16	L	4.50	4.50	4.56	(0.06)
FHLMC #C00647 6.50% 09-01-28	09-14-98	10-17-16	L	4.95	4.95	5.01	(0.06)
FHLMC #C00647 6.50% 09-01-28	09-14-98	11-15-16	L	4.10	4.10	4.15	(0.05)
FHLMC #C00647 6.50% 09-01-28	09-14-98	12-15-16	L	6.63	6.63	6.71	(0.08)
FHLMC GOLD POOL #C21764 6% 02-01-29	02-11-99	01-15-16	L	0.55	0.55	0.54	0.01
FHLMC GOLD POOL #C21764 6% 02-01-29	02-11-99	02-16-16	L	0.55	0.55	0.54	0.01
FHLMC GOLD POOL #C21764 6% 02-01-29	02-11-99	03-15-16	L	0.55	0.55	0.54	0.01
FHLMC GOLD POOL #C21764 6% 02-01-29	02-11-99	04-15-16	L	0.56	0.56	0.55	0.01
FHLMC GOLD POOL #C21764 6% 02-01-29	02-11-99	05-16-16	L	0.56	0.56	0.55	0.01
FHLMC GOLD POOL #C21764 6% 02-01-29	02-11-99	06-15-16	L	0.56	0.56	0.55	0.01
FHLMC GOLD POOL #C21764 6% 02-01-29	02-11-99	07-15-16	L	0.56	0.56	0.55	0.01
FHLMC GOLD POOL #C21764 6% 02-01-29	02-11-99	08-15-16	L	0.57	0.57	0.56	0.01
FHLMC GOLD POOL #C21764 6% 02-01-29	02-11-99	09-15-16	L	0.57	0.57	0.56	0.01
FHLMC GOLD POOL #C21764 6% 02-01-29	02-11-99	10-17-16	L	0.57	0.57	0.56	0.01
FHLMC GOLD POOL #C21764 6% 02-01-29	02-11-99	11-15-16	L	0.58	0.58	0.57	0.01
FHLMC GOLD POOL #C21764 6% 02-01-29	02-11-99	12-15-16	L	0.58	0.58	0.57	0.01
FNMA #909695 5.4% 03/02/12	03-29-07	01-25-16	L	131.12	131.12	130.16	0.96
FNMA #909695 5.4% 03/02/12	03-29-07	02-25-16	L	267.32	267.32	265.36	1.96
FNMA #909695 5.4% 03/02/12	03-29-07	03-25-16	L	97.08	97.08	96.37	0.71
FNMA #909695 5.4% 03/02/12	03-29-07	04-25-16	L	61.63	61.63	61.18	0.45
FNMA #909695 5.4% 03/02/12	03-29-07	05-25-16	L	115.69	115.69	114.84	0.85
FNMA #909695 5.4% 03/02/12	03-29-07	06-27-16	L	307.84	307.84	305.58	2.26
FNMA #909695 5.4% 03/02/12	03-29-07	07-25-16	L	9.92	9.92	9.85	0.07
FNMA #909695 5.4% 03/02/12	03-29-07	08-25-16	L	8.93	8.93	8.86	0.07
FNMA #909695 5.4% 03/02/12	03-29-07	09-26-16	L	170.64	170.64	169.39	1.25
FNMA #909695 5.4% 03/02/12	03-29-07	10-25-16	L	140.42	140.42	139.39	1.03
FNMA #909695 5.4% 03/02/12	03-29-07	11-25-16	L	10.62	10.62	10.54	0.08
FNMA #909695 5.4% 03/02/12	03-29-07	12-27-16	L	9.73	9.73	9.66	0.07
COCA COLA 1.8% 09/01/16	06-07-12	09-01-16	L	25,000	25,000.00	25,751.25	(751.25)
JP MORGAN CHASE & CO 3.15% 07-05-16	11-04-11	07-05-16	L	75,000	75,000.00	74,405.25	594.75
UNITED TECHNOLOGIES 5.375% 12-15-17	12-13-07	12-01-16	L	50,000	52,185.76	49,460.50	2,725.26
WELLS FARGO 3.676% 06/15/16	06-07-12	06-15-16	L	25,000	25,000.00	26,498.25	(1,498.25)
TOTAL LONG TERM GAINS/(LOSSES)					\$236,494.87	\$256,728.17	(\$20,233.30)
TOTAL CAPITAL GAINS/(LOSSES)					\$271,910.07	\$301,590.17	(\$29,680.10)