



See a Social Security Number? Say Something!
Report Privacy Problems to <https://public.resource.org/privacy>
Or call the IRS Identity Theft Hotline at 1-800-908-4490



Return of Private Foundation

or Section 4947(a)(1) Trust Treated as Private Foundation

OMB No 1545-0052

2016

Department of the Treasury
Internal Revenue ServiceDo not enter social security numbers on this form as it may be made public.
Information about Form 990-PF and its separate instructions is at www.irs.gov/form990pf.

Open to Public Inspection

For calendar year 2016 or tax year beginning

, and ending

Name of foundation

SAMUEL P. HUNT FOUNDATION
C/O DOUGLAS A. MC ININCH, TRUSTEE

A Employer identification number

02-6004471

Number and street (or P.O. box number if mail is not delivered to street address)

555 CANAL STREET

Room/suite

710

B Telephone number

603-627-1121

City or town, state or province, country, and ZIP or foreign postal code

MANCHESTER, NH 03101-1517

G Check all that apply:

☐ Initial return☐ Initial return of a former public charity☐ Final return☐ Amended return☐ Address change☐ Name change

H Check type of organization:

☒ Section 501(c)(3) exempt private foundation☐ Section 4947(a)(1) nonexempt charitable trust☐ Other taxable private foundationI Fair market value of all assets at end of year
(from Part II, col (c), line 16)

\$ 10,673,880.

J Accounting method:

☒ Cash☐ Accrual☐ Other (specify)

(Part I, column (d) must be on cash basis)

C If exemption application is pending, check here ☐D 1 Foreign organizations, check here ☐2. Foreign organizations meeting the 85% test,
check here and attach computation ☐E If private foundation status was terminated
under section 507(b)(1)(A), check here ☐F If the foundation is in a 60-month termination
under section 507(b)(1)(B), check here ☐

Part I Analysis of Revenue and Expenses

(The total of amounts in columns (b), (c), and (d) may not
necessarily equal the amounts in column (a).)(a) Revenue and
expenses per books(b) Net investment
income(c) Adjusted net
income(d) Disbursements
for charitable purposes
(cash basis only)

1	Contributions, gifts, grants, etc., received			N/A	
2	Check <input checked="" type="checkbox"/> if the foundation is not required to attach Sch. B				
3	Interest on savings and temporary cash investments	28,087.	28,087.		STATEMENT 1
4	Dividends and interest from securities	130,945.	130,945.		STATEMENT 2
5a	Gross rents				
b	Net rental income or (loss)				
6a	Net gain or (loss) from sale of assets not on line 10	879,658.			
b	Gross sales price for all assets on line 6a	5,407,203.			
7	Capital gain net income (from Part IV, line 2)		879,658.		
8	Net short-term capital gain				
9	Income modifications				
10a	Gross sales less returns and allowances				
b	Less: Cost of goods sold				
c	Gross profit or (loss)				
11	Other income	71.	71.		STATEMENT 3
12	Total. Add lines 1 through 11	1,038,761.	1,038,761.		
13	Compensation of officers, directors, trustees, etc	24,000.	9,600.		14,400.
14	Other employee salaries and wages				
15	Pension plans, employee benefits				
16a	Legal fees				
b	Accounting fees	STMT 4	25,000.	18,750.	6,250.
c	Other professional fees	STMT 5	2,500.	2,500.	0.
17	Interest				
18	Taxes	STMT 6	<445.>	<445.>	0.
19	Depreciation and depletion				
20	Occupancy				
21	Travel, conferences, and meetings				
22	Printing and publications				
23	Other expenses	STMT 7	94,290.	91,604.	2,686.
24	Total operating and administrative expenses. Add lines 13 through 23		145,345.	122,009.	23,336.
25	Contributions, gifts, grants paid		369,867.		369,867.
26	Total expenses and disbursements. Add lines 24 and 25		515,212.	122,009.	393,203.
27	Subtract line 26 from line 12:				
a	Excess of revenue over expenses and disbursements		523,549.		
b	Net investment income (if negative, enter -0-)		916,752.		
c	Adjusted net income (if negative, enter -0-)			N/A	

639

Part II Balance Sheets		Attached schedules and amounts in the description column should be for end-of-year amounts only		Beginning of year	End of year	
				(a) Book Value	(b) Book Value	(c) Fair Market Value
Assets	1	Cash - non-interest-bearing				
	2	Savings and temporary cash investments		342,868.	519,312.	519,312.
	3	Accounts receivable ▶				
		Less: allowance for doubtful accounts ▶				
	4	Pledges receivable ▶				
		Less: allowance for doubtful accounts ▶				
	5	Grants receivable				
	6	Receivables due from officers, directors, trustees, and other disqualified persons				
	7	Other notes and loans receivable ▶				
		Less: allowance for doubtful accounts ▶				
	8	Inventories for sale or use				
	9	Prepaid expenses and deferred charges				
	10a	Investments - U.S. and state government obligations STMT 10		906,831.	502,558.	501,899.
	b	Investments - corporate stock STMT 11		3,517,744.	4,636,564.	4,802,230.
	c	Investments - corporate bonds				
	11	Investments - land, buildings, and equipment basis ▶				
	Less accumulated depreciation ▶					
12	Investments - mortgage loans					
13	Investments - other STMT 12		2,952,461.	4,674,110.	4,842,982.	
14	Land, buildings, and equipment: basis ▶					
	Less accumulated depreciation ▶					
15	Other assets (describe ▶ STATEMENT 13)		3,442.	7,457.	7,457.	
16	Total assets (to be completed by all filers - see the instructions. Also, see page 1, item I)		7,723,346.	10,340,001.	10,673,880.	
Liabilities	17	Accounts payable and accrued expenses				
	18	Grants payable				
	19	Deferred revenue				
	20	Loans from officers, directors, trustees, and other disqualified persons				
	21	Mortgages and other notes payable				
	22	Other liabilities (describe ▶)				
	23	Total liabilities (add lines 17 through 22)		0.	0.	
Net Assets or Fund Balances	Foundations that follow SFAS 117, check here ▶ <input type="checkbox"/>					
	and complete lines 24 through 26 and lines 30 and 31.					
	24	Unrestricted				
	25	Temporarily restricted				
	26	Permanently restricted				
	Foundations that do not follow SFAS 117, check here ▶ <input checked="" type="checkbox"/>					
	and complete lines 27 through 31.					
	27	Capital stock, trust principal, or current funds		0.	0.	
	28	Paid-in or capital surplus, or land, bldg., and equipment fund		0.	0.	
	29	Retained earnings, accumulated income, endowment, or other funds		7,723,346.	10,340,001.	
30	Total net assets or fund balances		7,723,346.	10,340,001.		
31	Total liabilities and net assets/fund balances		7,723,346.	10,340,001.		

Part III Analysis of Changes in Net Assets or Fund Balances

1	Total net assets or fund balances at beginning of year - Part II, column (a), line 30 (must agree with end-of-year figure reported on prior year's return)	1	7,723,346.
2	Enter amount from Part I, line 27a	2	523,549.
3	Other increases not included in line 2 (itemize) ▶ SEE STATEMENT 8	3	2,961,314.
4	Add lines 1, 2, and 3	4	11,208,209.
5	Decreases not included in line 2 (itemize) ▶ SEE STATEMENT 9	5	868,208.
6	Total net assets or fund balances at end of year (line 4 minus line 5) - Part II, column (b), line 30	6	10,340,001.

Part IV Capital Gains and Losses for Tax on Investment Income

(a) List and describe the kind(s) of property sold (e.g., real estate, 2-story brick warehouse; or common stock, 200 shs. MLC Co.)	(b) How acquired P - Purchase D - Donation	(c) Date acquired (mo., day, yr.)	(d) Date sold (mo., day, yr.)
1a			
b SEE ATTACHED STATEMENT			
c			
d			
e			

(e) Gross sales price	(f) Depreciation allowed (or allowable)	(g) Cost or other basis plus expense of sale	(h) Gain or (loss) (e) plus (f) minus (g)
a			
b			
c			
d			
e 5,407,203.		4,704,656.	879,658.

Complete only for assets showing gain in column (h) and owned by the foundation on 12/31/69

(i) F.M.V. as of 12/31/69	(j) Adjusted basis as of 12/31/69	(k) Excess of col. (i) over col. (j), if any	(l) Gains (Col. (h) gain minus col. (k), but not less than -0-) or Losses (from col. (h))
a			
b			
c			
d			
e			879,658.

2 Capital gain net income or (net capital loss) { If gain, also enter in Part I, line 7 If (loss), enter -0- in Part I, line 7 }	2	879,658.
3 Net short-term capital gain or (loss) as defined in sections 1222(5) and (6): If gain, also enter in Part I, line 8, column (c). If (loss), enter -0- in Part I, line 8	3	N/A

Part V Qualification Under Section 4940(e) for Reduced Tax on Net Investment Income

(For optional use by domestic private foundations subject to the section 4940(a) tax on net investment income.)

If section 4940(d)(2) applies, leave this part blank.

Was the foundation liable for the section 4942 tax on the distributable amount of any year in the base period?

☐ Yes ☒ No

If "Yes," the foundation does not qualify under section 4940(e). Do not complete this part.

1 Enter the appropriate amount in each column for each year; see the instructions before making any entries.

(a) Base period years Calendar year (or tax year beginning in)	(b) Adjusted qualifying distributions	(c) Net value of noncharitable-use assets	(d) Distribution ratio (col. (b) divided by col. (c))
2015	741,715.	11,258,497.	.065880
2014	463,869.	11,595,118.	.040006
2013	470,871.	11,054,224.	.042596
2012	464,049.	10,318,373.	.044973
2011	485,425.	10,676,406.	.045467

2 Total of line 1, column (d)	2	.238922
3 Average distribution ratio for the 5-year base period - divide the total on line 2 by 5, or by the number of years the foundation has been in existence if less than 5 years	3	.047784
4 Enter the net value of noncharitable-use assets for 2016 from Part X, line 5	4	10,253,409.
5 Multiply line 4 by line 3	5	489,949.
6 Enter 1% of net investment income (1% of Part I, line 27b)	6	9,168.
7 Add lines 5 and 6	7	499,117.
8 Enter qualifying distributions from Part XII, line 4 If line 8 is equal to or greater than line 7, check the box in Part VI, line 1b, and complete that part using a 1% tax rate. See the Part VI instructions.	8	393,203.

SAMUEL P. HUNT FOUNDATION

Form 990-PF (2016)

C/O DOUGLAS A. MC ININCH, TRUSTEE

02-6004471

Page **4**

Part VI Excise Tax Based on Investment Income (Section 4940(a), 4940(b), 4940(e), or 4948 - see instructions)

1a Exempt operating foundations described in section 4940(d)(2), check here <input type="checkbox"/> and enter "N/A" on line 1. Date of ruling or determination letter: _____ (attach copy of letter if necessary-see instructions)			
b Domestic foundations that meet the section 4940(e) requirements in Part V, check here <input type="checkbox"/> and enter 1% of Part I, line 27b		1	18,335.
c All other domestic foundations enter 2% of line 27b. Exempt foreign organizations enter 4% of Part I, line 12, col. (b).			
2 Tax under section 511 (domestic section 4947(a)(1) trusts and taxable foundations only. Others enter -0-)		2	0.
3 Add lines 1 and 2		3	18,335.
4 Subtitle A (income) tax (domestic section 4947(a)(1) trusts and taxable foundations only. Others enter -0-)		4	0.
5 Tax based on investment income. Subtract line 4 from line 3. If zero or less, enter -0-		5	18,335.
6 Credits/Payments:			
a 2016 estimated tax payments and 2015 overpayment credited to 2016	6a 8,300.		
b Exempt foreign organizations - tax withheld at source	6b		
c Tax paid with application for extension of time to file (Form 8868)	6c		
d Backup withholding erroneously withheld	6d		
7 Total credits and payments. Add lines 6a through 6d		7	8,300.
8 Enter any penalty for underpayment of estimated tax. Check here <input checked="" type="checkbox"/> if Form 2220 is attached		8	
9 Tax due. If the total of lines 5 and 8 is more than line 7, enter amount owed		9	10,035.
10 Overpayment. If line 7 is more than the total of lines 5 and 8, enter the amount overpaid		10	
11 Enter the amount of line 10 to be: Credited to 2017 estimated tax <input type="checkbox"/> Refunded <input checked="" type="checkbox"/>		11	

Part VII-A Statements Regarding Activities

	Yes	No
1a During the tax year, did the foundation attempt to influence any national, state, or local legislation or did it participate or intervene in any political campaign?		X
1b Did it spend more than \$100 during the year (either directly or indirectly) for political purposes (see instructions for the definition)? If the answer is "Yes" to 1a or 1b, attach a detailed description of the activities and copies of any materials published or distributed by the foundation in connection with the activities.		X
1c Did the foundation file Form 1120-POL for this year?		X
d Enter the amount (if any) of tax on political expenditures (section 4955) imposed during the year: (1) On the foundation. \$ 0. (2) On foundation managers. \$ 0.		
e Enter the reimbursement (if any) paid by the foundation during the year for political expenditure tax imposed on foundation managers. \$ 0.		
2 Has the foundation engaged in any activities that have not previously been reported to the IRS? If "Yes," attach a detailed description of the activities.		X
3 Has the foundation made any changes, not previously reported to the IRS, in its governing instrument, articles of incorporation, or bylaws, or other similar instruments? If "Yes," attach a conformed copy of the changes		X
4a Did the foundation have unrelated business gross income of \$1,000 or more during the year?		X
b If "Yes," has it filed a tax return on Form 990-T for this year?	N/A	
5 Was there a liquidation, termination, dissolution, or substantial contraction during the year? If "Yes," attach the statement required by General Instruction T		X
6 Are the requirements of section 508(e) (relating to sections 4941 through 4945) satisfied either: • By language in the governing instrument, or • By state legislation that effectively amends the governing instrument so that no mandatory directions that conflict with the state law remain in the governing instrument?	X	
7 Did the foundation have at least \$5,000 in assets at any time during the year? If "Yes," complete Part II, col (c), and Part XV	X	
8a Enter the states to which the foundation reports or with which it is registered (see instructions) NH		
b If the answer is "Yes" to line 7, has the foundation furnished a copy of Form 990-PF to the Attorney General (or designate) of each state as required by General Instruction G? If "No," attach explanation	X	
9 Is the foundation claiming status as a private operating foundation within the meaning of section 4942(j)(3) or 4942(j)(5) for calendar year 2016 or the taxable year beginning in 2016 (see instructions for Part XIV)? If "Yes," complete Part XIV		X
10 Did any persons become substantial contributors during the tax year? If "Yes," attach a schedule listing their names and addresses		X

Form **990-PF** (2016)

Part VII-A Statements Regarding Activities (continued)

	Yes	No
11 At any time during the year, did the foundation, directly or indirectly, own a controlled entity within the meaning of section 512(b)(13)? If "Yes," attach schedule (see instructions)		X
12 Did the foundation make a distribution to a donor advised fund over which the foundation or a disqualified person had advisory privileges? If "Yes," attach statement (see instructions)		X
13 Did the foundation comply with the public inspection requirements for its annual returns and exemption application? Website address N/A	X	
14 The books are in care of SHARI RIDLON, HUNT FOUNDATION Telephone no. 603-627-1121 Located at 555 CANAL ST, STE 710, MANCHESTER, NH ZIP+4 03101-1517		
15 Section 4947(a)(1) nonexempt charitable trusts filing Form 990-PF in lieu of Form 1041 - Check here and enter the amount of tax-exempt interest received or accrued during the year 15 N/A		
16 At any time during calendar year 2016, did the foundation have an interest in or a signature or other authority over a bank, securities, or other financial account in a foreign country? See the instructions for exceptions and filing requirements for FinCEN Form 114. If "Yes," enter the name of the foreign country N/A		X

Part VII-B Statements Regarding Activities for Which Form 4720 May Be Required

File Form 4720 if any item is checked in the "Yes" column, unless an exception applies.

	Yes	No
1a During the year did the foundation (either directly or indirectly): (1) Engage in the sale or exchange, or leasing of property with a disqualified person? <input type="checkbox"/> Yes <input checked="" type="checkbox"/> No (2) Borrow money from, lend money to, or otherwise extend credit to (or accept it from) a disqualified person? <input type="checkbox"/> Yes <input checked="" type="checkbox"/> No (3) Furnish goods, services, or facilities to (or accept them from) a disqualified person? <input type="checkbox"/> Yes <input checked="" type="checkbox"/> No (4) Pay compensation to, or pay or reimburse the expenses of, a disqualified person? <input checked="" type="checkbox"/> Yes <input type="checkbox"/> No (5) Transfer any income or assets to a disqualified person (or make any of either available for the benefit or use of a disqualified person)? <input type="checkbox"/> Yes <input checked="" type="checkbox"/> No (6) Agree to pay money or property to a government official? (Exception. Check "No" if the foundation agreed to make a grant to or to employ the official for a period after termination of government service, if terminating within 90 days.) <input type="checkbox"/> Yes <input checked="" type="checkbox"/> No		
b If any answer is "Yes" to 1a(1)-(6), did any of the acts fail to qualify under the exceptions described in Regulations section 53.4941(d)-3 or in a current notice regarding disaster assistance (see instructions)? Organizations relying on a current notice regarding disaster assistance check here N/A		X
c Did the foundation engage in a prior year in any of the acts described in 1a, other than excepted acts, that were not corrected before the first day of the tax year beginning in 2016?		X
2 Taxes on failure to distribute income (section 4942) (does not apply for years the foundation was a private operating foundation defined in section 4942(j)(3) or 4942(j)(5)): a At the end of tax year 2016, did the foundation have any undistributed income (lines 6d and 6e, Part XIII) for tax year(s) beginning before 2016? <input type="checkbox"/> Yes <input checked="" type="checkbox"/> No If "Yes," list the years N/A b Are there any years listed in 2a for which the foundation is not applying the provisions of section 4942(a)(2) (relating to incorrect valuation of assets) to the year's undistributed income? (If applying section 4942(a)(2) to all years listed, answer "No" and attach statement - see instructions.) N/A c If the provisions of section 4942(a)(2) are being applied to any of the years listed in 2a, list the years here. N/A		
3a Did the foundation hold more than a 2% direct or indirect interest in any business enterprise at any time during the year? <input type="checkbox"/> Yes <input checked="" type="checkbox"/> No b If "Yes," did it have excess business holdings in 2016 as a result of (1) any purchase by the foundation or disqualified persons after May 26, 1969; (2) the lapse of the 5-year period (or longer period approved by the Commissioner under section 4943(c)(7)) to dispose of holdings acquired by gift or bequest; or (3) the lapse of the 10-, 15-, or 20-year first phase holding period? (Use Schedule C, Form 4720, to determine if the foundation had excess business holdings in 2016) N/A		
4a Did the foundation invest during the year any amount in a manner that would jeopardize its charitable purposes?		X
b Did the foundation make any investment in a prior year (but after December 31, 1969) that could jeopardize its charitable purpose that had not been removed from jeopardy before the first day of the tax year beginning in 2016?		X

Part VII-B Statements Regarding Activities for Which Form 4720 May Be Required (continued)

5a During the year did the foundation pay or incur any amount to:

(1) Carry on propaganda, or otherwise attempt to influence legislation (section 4945(e))?

☐ Yes ☒ No

(2) Influence the outcome of any specific public election (see section 4955); or to carry on, directly or indirectly, any voter registration drive?

☐ Yes ☒ No

(3) Provide a grant to an individual for travel, study, or other similar purposes?

☐ Yes ☒ No

(4) Provide a grant to an organization other than a charitable, etc., organization described in section 4945(d)(4)(A)? (see instructions)

☐ Yes ☒ No

(5) Provide for any purpose other than religious, charitable, scientific, literary, or educational purposes, or for the prevention of cruelty to children or animals?

☐ Yes ☒ No

b If any answer is "Yes" to 5a(1)-(5), did any of the transactions fail to qualify under the exceptions described in Regulations section 53.4945 or in a current notice regarding disaster assistance (see instructions)?

N/A

5b

Organizations relying on a current notice regarding disaster assistance check here

☒

c If the answer is "Yes" to question 5a(4), does the foundation claim exemption from the tax because it maintained expenditure responsibility for the grant?

N/A

☐ Yes ☐ No

If "Yes," attach the statement required by Regulations section 53.4945-5(d)

6a Did the foundation, during the year, receive any funds, directly or indirectly, to pay premiums on a personal benefit contract?

☐ Yes ☒ No

b Did the foundation, during the year, pay premiums, directly or indirectly, on a personal benefit contract?

6b

X

If "Yes" to 6b, file Form 8870

7a At any time during the tax year, was the foundation a party to a prohibited tax shelter transaction?

☐ Yes ☒ No

b If "Yes," did the foundation receive any proceeds or have any net income attributable to the transaction?

N/A

7b

Part VIII Information About Officers, Directors, Trustees, Foundation Managers, Highly Paid Employees, and Contractors

1 List all officers, directors, trustees, foundation managers and their compensation.

(a) Name and address	(b) Title, and average hours per week devoted to position	(c) Compensation (If not paid, enter -0-)	(d) Contributions to employee benefit plans and deferred compensation	(e) Expense account, other allowances
DOUGLAS A. MC ININCH WALL ST. TOWER, 555 CANAL ST, STE 710 MANCHESTER, NH 03101	CO-TRUSTEE 5.00	12,000.	0.	0.
JAMES C. TYRIE 39 SMITH ROAD BEDFORD, NH 03110	CO-TRUSTEE 5.00	12,000.	0.	0.

2 Compensation of five highest-paid employees (other than those included on line 1). If none, enter "NONE."

(a) Name and address of each employee paid more than \$50,000	(b) Title, and average hours per week devoted to position	(c) Compensation	(d) Contributions to employee benefit plans and deferred compensation	(e) Expense account, other allowances
NONE				

Total number of other employees paid over \$50,000

0

Form 990-PF (2016)

Part VIII
Information About Officers, Directors, Trustees, Foundation Managers, Highly Paid Employees, and Contractors
(continued)

3 Five highest-paid independent contractors for professional services. If none, enter "NONE."		
(a) Name and address of each person paid more than \$50,000	(b) Type of service	(c) Compensation
NONE		
Total number of others receiving over \$50,000 for professional services		0

Part IX-A Summary of Direct Charitable Activities	
List the foundation's four largest direct charitable activities during the tax year. Include relevant statistical information such as the number of organizations and other beneficiaries served, conferences convened, research papers produced, etc.	Expenses
1 N/A	
2	
3	
4	

Part IX-B Summary of Program-Related Investments	
Describe the two largest program-related investments made by the foundation during the tax year on lines 1 and 2.	Amount
1 N/A	
2	
All other program-related investments. See instructions.	
3	
Total. Add lines 1 through 3	0.

Part X Minimum Investment Return (All domestic foundations must complete this part. Foreign foundations, see instructions.)

1 Fair market value of assets not used (or held for use) directly in carrying out charitable, etc., purposes:			
a	Average monthly fair market value of securities	1a	10,002,200.
b	Average of monthly cash balances	1b	406,513.
c	Fair market value of all other assets	1c	839.
d	Total (add lines 1a, b, and c)	1d	10,409,552.
e	Reduction claimed for blockage or other factors reported on lines 1a and 1c (attach detailed explanation)	1e	0.
2	Acquisition indebtedness applicable to line 1 assets	2	0.
3	Subtract line 2 from line 1d	3	10,409,552.
4	Cash deemed held for charitable activities. Enter 1 1/2% of line 3 (for greater amount, see instructions)	4	156,143.
5	Net value of noncharitable-use assets. Subtract line 4 from line 3. Enter here and on Part V, line 4	5	10,253,409.
6	Minimum investment return. Enter 5% of line 5	6	512,670.

Part XI Distributable Amount (see instructions) (Section 4942(j)(3) and (j)(5) private operating foundations and certain foreign organizations check here ☐ and do not complete this part.)

1	Minimum investment return from Part X, line 6	1	512,670.
2a	Tax on investment income for 2016 from Part VI, line 5	2a	18,335.
b	Income tax for 2016. (This does not include the tax from Part VI.)	2b	
c	Add lines 2a and 2b	2c	18,335.
3	Distributable amount before adjustments. Subtract line 2c from line 1	3	494,335.
4	Recoveries of amounts treated as qualifying distributions	4	0.
5	Add lines 3 and 4	5	494,335.
6	Deduction from distributable amount (see instructions)	6	0.
7	Distributable amount as adjusted. Subtract line 6 from line 5. Enter here and on Part XIII, line 1	7	494,335.

Part XII Qualifying Distributions (see instructions)

1 Amounts paid (including administrative expenses) to accomplish charitable, etc., purposes:			
a	Expenses, contributions, gifts, etc. - total from Part I, column (d), line 26	1a	393,203.
b	Program-related investments - total from Part IX-B	1b	0.
2	Amounts paid to acquire assets used (or held for use) directly in carrying out charitable, etc., purposes	2	
3	Amounts set aside for specific charitable projects that satisfy the:		
a	Suitability test (prior IRS approval required)	3a	
b	Cash distribution test (attach the required schedule)	3b	
4	Qualifying distributions. Add lines 1a through 3b. Enter here and on Part V, line 8, and Part XIII, line 4	4	393,203.
5	Foundations that qualify under section 4940(e) for the reduced rate of tax on net investment income. Enter 1% of Part I, line 27b	5	0.
6	Adjusted qualifying distributions Subtract line 5 from line 4	6	393,203.

Note: The amount on line 6 will be used in Part V, column (b), in subsequent years when calculating whether the foundation qualifies for the section 4940(e) reduction of tax in those years.

Part XIII Undistributed Income (see instructions)

	(a) Corpus	(b) Years prior to 2015	(c) 2015	(d) 2016
1 Distributable amount for 2016 from Part XI, line 7				494,335.
2 Undistributed income, if any, as of the end of 2016				
a Enter amount for 2015 only			13,536.	
b Total for prior years:		0.		
3 Excess distributions carryover, if any, to 2016:				
a From 2011				
b From 2012				
c From 2013				
d From 2014				
e From 2015				
f Total of lines 3a through e	0.			
4 Qualifying distributions for 2016 from Part XII, line 4: ► \$ 393,203.				
a Applied to 2015, but not more than line 2a			13,536.	
b Applied to undistributed income of prior years (Election required - see instructions)		0.		
c Treated as distributions out of corpus (Election required - see instructions)	0.			
d Applied to 2016 distributable amount				379,667.
e Remaining amount distributed out of corpus	0.			
5 Excess distributions carryover applied to 2016 (If an amount appears in column (d), the same amount must be shown in column (a).)	0.			0.
6 Enter the net total of each column as indicated below:				
a Corpus Add lines 3f, 4c, and 4e Subtract line 5	0.			
b Prior years' undistributed income. Subtract line 4b from line 2b		0.		
c Enter the amount of prior years' undistributed income for which a notice of deficiency has been issued, or on which the section 4942(a) tax has been previously assessed		0.		
d Subtract line 6c from line 6b. Taxable amount - see instructions		0.		
e Undistributed income for 2015. Subtract line 4a from line 2a. Taxable amount - see instr.			0.	
f Undistributed income for 2016. Subtract lines 4d and 5 from line 1. This amount must be distributed in 2017				114,668.
7 Amounts treated as distributions out of corpus to satisfy requirements imposed by section 170(b)(1)(F) or 4942(g)(3) (Election may be required - see instructions)	0.			
8 Excess distributions carryover from 2011 not applied on line 5 or line 7	0.			
9 Excess distributions carryover to 2017 Subtract lines 7 and 8 from line 6a	0.			
10 Analysis of line 9:				
a Excess from 2012				
b Excess from 2013				
c Excess from 2014				
d Excess from 2015				
e Excess from 2016				

Part XIV Private Operating Foundations (see instructions and Part VII-A, question 9)

N/A

- 1 a** If the foundation has received a ruling or determination letter that it is a private operating foundation, and the ruling is effective for 2016, enter the date of the ruling

- b** Check box to indicate whether the foundation is a private operating foundation described in section

☐ 4942(1)(3) or ☐ 4942(1)(5)

- 2 a** Enter the lesser of the adjusted net income from Part I or the minimum investment return from Part X for each year listed

- b** 85% of line 2a

- c** Qualifying distributions from Part XII,
line 4 for each year listed

- d** Amounts included in line 2c not used directly for active conduct of exempt activities

- e** Qualifying distributions made directly for active conduct of exempt activities.

Subtract line 2d from line 2c

- 3 Complete 3a, b, or c for the alternative test relied upon:

- a "Assets" alternative test - enter:

- (1) Value of all assets**

- (2) Value of assets qualifying under section 4942(j)(3)(B)(i)

- b** "Endowment" alternative test - enter 2/3 of minimum investment return shown in Part X, line 6 for each year listed

- c "Support" alternative test - enter:**

- (1) Total support other than gross investment income (interest, dividends, rents, payments on securities loans (section 512(a)(5)), or royalties)

- (2) Support from general public and 5 or more exempt organizations as provided in section 4942(j)(3)(B)(iii)

- (3) Largest amount of support from an exempt organization**

- (4) Gross investment income

[illegible]

Part XV **Supplementary Information (Complete this part only if the foundation had \$5,000 or more in assets at any time during the year-see instructions.)**

1 Information Regarding Foundation Managers:

- a List any managers of the foundation who have contributed more than 2% of the total contributions received by the foundation before the close of any tax year (but only if they have contributed more than \$5,000). (See section 507(d)(2).)

NONE

- b List any managers of the foundation who own 10% or more of the stock of a corporation (or an equally large portion of the ownership of a partnership or other entity) of which the foundation has a 10% or greater interest.

NONE

2 Information Regarding Contribution, Grant, Gift, Loan, Scholarship, etc., Programs:

Check here ☐ if the foundation only makes contributions to preselected charitable organizations and does not accept unsolicited requests for funds. If the foundation makes gifts, grants, etc. (see instructions) to individuals or organizations under other conditions, complete items 2a, b, c, and d.

- a** The name, address, and telephone number or e-mail address of the person to whom applications should be addressed:

SEE STATEMENT 14

- b The form in which applications should be submitted and information and materials they should include:**

- c Any submission deadlines:**

- d Any restrictions or limitations on awards, such as by geographical areas, charitable fields, kinds of institutions, or other factors:

Part XV **Supplementary Information** (continued)**3 Grants and Contributions Paid During the Year or Approved for Future Payment**

Recipient	If recipient is an individual, show any relationship to any foundation manager or substantial contributor	Foundation status of recipient	Purpose of grant or contribution	Amount
Name and address (home or business)				
a <i>Paid during the year</i>				
SEE ATTACHED STATEMENT 17				369,867.
Total			▶ 3a	369,867.
b <i>Approved for future payment</i>				
SEE ATTACHED STATEMENT 18				175,000.
Total			▶ 3b	175,000.




Part XVII Information Regarding Transfers To and Transactions and Relationships With Noncharitable Exempt Organizations

- | | | Yes | No |
|----------|--|--------------|----------|
| 1 | Did the organization directly or indirectly engage in any of the following with any other organization described in section 501(c) of the Code (other than section 501(c)(3) organizations) or in section 527, relating to political organizations? | | |
| a | Transfers from the reporting foundation to a noncharitable exempt organization of: | | |
| | (1) Cash | 1a(1) | X |
| | (2) Other assets | 1a(2) | X |
| b | Other transactions: | | |
| | (1) Sales of assets to a noncharitable exempt organization | 1b(1) | X |
| | (2) Purchases of assets from a noncharitable exempt organization | 1b(2) | X |
| | (3) Rental of facilities, equipment, or other assets | 1b(3) | X |
| | (4) Reimbursement arrangements | 1b(4) | X |
| | (5) Loans or loan guarantees | 1b(5) | X |
| | (6) Performance of services or membership or fundraising solicitations | 1b(6) | X |
| c | Sharing of facilities, equipment, mailing lists, other assets, or paid employees | 1c | X |
| d | If the answer to any of the above is "Yes," complete the following schedule. Column (b) should always show the fair market value of the goods, other assets, or services given by the reporting foundation. If the foundation received less than fair market value in any transaction or sharing arrangement, show in column (d) the value of the goods, other assets, or services received. | | |

[illegible]

- 2a** Is the foundation directly or indirectly affiliated with, or related to, one or more tax-exempt organizations described in section 501(c) of the Code (other than section 501(c)(3)) or in section 527? ☐ Yes ☒ No
- b** If "Yes," complete the following schedule.

(a) Name of organization	(b) Type of organization	(c) Description of relationship
N/A		

Sign Here	Under penalties of perjury, I declare that I have examined this return, including accompanying schedules and statements, and to the best of my knowledge and belief, it is true, correct, and complete. Declaration of preparer (other than taxpayer) is based on all information of which preparer has any knowledge.				May the IRS discuss this return with the preparer shown below (see instr.)? <input checked="" type="checkbox"/> Yes <input type="checkbox"/> No		
	 Signature of officer or trustee		6.14.17 Date			 Title	
Paid Preparer Use Only	Print/Type preparer's name		Preparer's signature		Date	Check <input checked="" type="checkbox"/> if self-employed	PTIN
	LUCY S. POTTER, CPA				05/08/17		P00035609
	Firm's name ▶ LUCY S. POTTER, CPA, PLLC					Firm's EIN ▶ 02-0445053	
	Firm's address ▶ 82 PALOMINO LANE, SUITE 704 BEDFORD, NH 03110-6448					Phone no. 603-666-5535	

Part IV Capital Gains and Losses for Tax on Investment Income

(a) List and describe the kind(s) of property sold, e.g., real estate, 2-story brick warehouse; or common stock, 200 shs. MLC Co.		(b) How acquired P - Purchase D - Donation	(c) Date acquired (mo., day, yr.)	(d) Date sold (mo., day, yr.)
1a	SEE STATEMENT 16-DETAIL FOR GOLDMAN SACHS TRANSAC	P	VARIOUS	VARIOUS
b	DYNAMIC EQUITY MGRS:PORTFOLIO 2-(SCH K-1)			
c	DYNAMIC EQUITY MGRS:PORTFOLIO 2-(SCH K-1)			
d	5539.319 DYNAMIC EQUITY MGRS-LIQUIDATION PSP INTE	P	04/01/05	11/30/16
e	CAPITAL GAINS DIVIDENDS			
f				
g				
h				
i				
j				
k				
l				
m				
n				
o				

(e) Gross sales price	(f) Depreciation allowed (or allowable)	(g) Cost or other basis plus expense of sale	(h) Gain or (loss) (e) plus (f) minus (g)
a 4,170,259.		4,190,417.	<20,158.>
b			11,443.
c			165,668.
d 1,208,494.		514,239.	694,255.
e 28,450.			28,450.
f			
g			
h			
i			
j			
k			
l			
m			
n			
o			

Complete only for assets showing gain in column (h) and owned by the foundation on 12/31/69			(l) Losses (from col. (h)) Gains (excess of col. (h) gain over col. (k), but not less than "-0-")
(i) F.M.V. as of 12/31/69	(j) Adjusted basis as of 12/31/69	(k) Excess of col. (i) over col. (j), if any	
a			<20,158.>
b			11,443.
c			165,668.
d			694,255.
e			28,450.
f			
g			
h			
i			
j			
k			
l			
m			
n			
o			

2 Capital gain net income or (net capital loss) { If gain, also enter in Part I, line 7 If (loss), enter "-0-" in Part I, line 7 }	2	879,658.
3 Net short-term capital gain or (loss) as defined in sections 1222(5) and (6): If gain, also enter in Part I, line 8, column (c). If (loss), enter "-0-" in Part I, line 8 }	3	N/A

FORM 990-PF INTEREST ON SAVINGS AND TEMPORARY CASH INVESTMENTS STATEMENT 1

SOURCE	(A) REVENUE PER BOOKS	(B) NET INVESTMENT INCOME	(C) ADJUSTED NET INCOME
GOLDMAN SACHS & CO - VARIOUS ACCOUNTS	28,057.	28,057.	
TD BANKNORTH	30.	30.	
TOTAL TO PART I, LINE 3	28,087.	28,087.	

FORM 990-PF DIVIDENDS AND INTEREST FROM SECURITIES STATEMENT 2

SOURCE	GROSS AMOUNT	CAPITAL GAINS DIVIDENDS	(A) REVENUE PER BOOKS	(B) NET INVEST- MENT INCOME	(C) ADJUSTED NET INCOME
DYNAMIC EQUITY MGRS:PORTFOLIO 2-(SCH K-1)	15,443.	0.	15,443.	15,443.	
GOLDMAN SACHS & CO - VARIOUS ACCOUNTS	143,952.	28,450.	115,502.	115,502.	
TO PART I, LINE 4	159,395.	28,450.	130,945.	130,945.	

FORM 990-PF OTHER INCOME STATEMENT 3

DESCRIPTION	(A) REVENUE PER BOOKS	(B) NET INVEST- MENT INCOME	(C) ADJUSTED NET INCOME
DYNAMIC EQUITY MGRS:PORTFOLIO 2-(SCH K-1)	71.	71.	
OTHER INVESTMENT INCOME	0.	0.	
TOTAL TO FORM 990-PF, PART I, LINE 11	71.	71.	

FORM 990-PF	ACCOUNTING FEES			STATEMENT	4
DESCRIPTION	(A) EXPENSES PER BOOKS	(B) NET INVEST- MENT INCOME	(C) ADJUSTED NET INCOME	(D) CHARITABLE PURPOSES	
BOOKKEEPING FEES	25,000.	18,750.		6,250.	
TO FORM 990-PF, PG 1, LN 16B	25,000.	18,750.		6,250.	

FORM 990-PF	OTHER PROFESSIONAL FEES			STATEMENT	5
DESCRIPTION	(A) EXPENSES PER BOOKS	(B) NET INVEST- MENT INCOME	(C) ADJUSTED NET INCOME	(D) CHARITABLE PURPOSES	
TAX PREPARATION FEES	2,500.	2,500.		0.	
TO FORM 990-PF, PG 1, LN 16C	2,500.	2,500.		0.	

FORM 990-PF	TAXES			STATEMENT	6
DESCRIPTION	(A) EXPENSES PER BOOKS	(B) NET INVEST- MENT INCOME	(C) ADJUSTED NET INCOME	(D) CHARITABLE PURPOSES	
FEDERAL EXCISE TAX (REFUND)	<3,935.>	<3,935.>		0.	
FOREIGN TAX DYNAMIC EQUITY	3,405.	3,405.		0.	
MGRS:PORTFOLIO 2-(SCH K-1)-FOREIGN TAX	85.	85.		0.	
TO FORM 990-PF, PG 1, LN 18	<445.>	<445.>		0.	

FORM 990-PF	OTHER EXPENSES			STATEMENT	7
DESCRIPTION	(A) EXPENSES PER BOOKS	(B) NET INVEST- MENT INCOME	(C) ADJUSTED NET INCOME	(D) CHARITABLE PURPOSES	
NH FILING FEES	75.	75.		0.	
OFFICE EXPENSE	13,432.	10,746.		2,686.	
GS INVESTMENT MGMT FEES	56,992.	56,992.		0.	
AMORTIZATION OF BD					
PREMIUM/TAX BASIS ADJUSTMENT	4,279.	4,279.		0.	
OTHER GS INVESTMENT					
FEES-ADR, ETC.	925.	925.		0.	
DYNAMIC EQUITY					
MGRS:PORTFOLIO 2-(SCH					
K-1)-INV MGMT FEES	9,953.	9,953.		0.	
DYNAMIC EQUITY					
MGRS:PORTFOLIO 2-(SCH					
K-1)-INV ADVISORY FEES	7,925.	7,925.		0.	
DYNAMIC EQUITY					
MGRS:PORTFOLIO 2-(SCH					
K-1)-MISC ADMIN FEES	709.	709.		0.	
TO FORM 990-PF, PG 1, LN 23	94,290.	91,604.		2,686.	

FORM 990-PF	OTHER INCREASES IN NET ASSETS OR FUND BALANCES	STATEMENT	8
DESCRIPTION	AMOUNT		
BOOK INCOME DIFFERENCE	2,820.		
CAPITAL GAIN REALIZED DISPOSITION OF PARTNERSHIP			
INTEREST-BOOK	2,958,494.		
TOTAL TO FORM 990-PF, PART III, LINE 3	2,961,314.		

FORM 990-PF	OTHER DECREASES IN NET ASSETS OR FUND BALANCES	STATEMENT	9
DESCRIPTION	AMOUNT		
NET FLOW THROUGH ITEMS ON SCH K-1 NOT RECORDED ON THE BOOKS	173,953.		
CAPITAL GAIN REALIZED DISPOSITION OF PARTNERSHIP			
INTEREST-TAX	694,255.		
TOTAL TO FORM 990-PF, PART III, LINE 5	868,208.		

FORM 990-PF	U.S. AND STATE/CITY GOVERNMENT OBLIGATIONS	STATEMENT	10
-------------	--	-----------	----

DESCRIPTION	U.S. GOV'T	OTHER GOV'T	BOOK VALUE	FAIR MARKET VALUE
SEE STATEMENT 15	X		502,558.	501,899.
TOTAL U.S. GOVERNMENT OBLIGATIONS			502,558.	501,899.
TOTAL STATE AND MUNICIPAL GOVERNMENT OBLIGATIONS				
TOTAL TO FORM 990-PF, PART II, LINE 10A			502,558.	501,899.

FORM 990-PF	CORPORATE STOCK	STATEMENT	11
-------------	-----------------	-----------	----

DESCRIPTION	BOOK VALUE	FAIR MARKET VALUE
SEE STATEMENT 15	4,636,564.	4,802,230.
TOTAL TO FORM 990-PF, PART II, LINE 10B	4,636,564.	4,802,230.

FORM 990-PF	OTHER INVESTMENTS	STATEMENT	12
-------------	-------------------	-----------	----

DESCRIPTION	VALUATION METHOD	BOOK VALUE	FAIR MARKET VALUE
SEE STATEMENT 15	COST	4,674,110.	4,842,982.
TOTAL TO FORM 990-PF, PART II, LINE 13		4,674,110.	4,842,982.

FORM 990-PF	OTHER ASSETS	STATEMENT	13
-------------	--------------	-----------	----

DESCRIPTION	BEGINNING OF YR BOOK VALUE	END OF YEAR BOOK VALUE	FAIR MARKET VALUE
DIVIDEND INCOME RECEIVABLE	3,442.	7,457.	7,457.
TO FORM 990-PF, PART II, LINE 15	3,442.	7,457.	7,457.

FORM 990-PF

GRANT APPLICATION SUBMISSION INFORMATION
PART XV, LINES 2A THROUGH 2D

STATEMENT 14

NAME AND ADDRESS OF PERSON TO WHOM APPLICATIONS SHOULD BE SUBMITTED

SAMUEL P. HUNT FOUNDATION, ATTN: DOUGLAS A. MC ININCH
555 CANAL ST, SUITE #710, MANCHESTER, NH 03101

TELEPHONE NUMBER

603-622-4052

FORM AND CONTENT OF APPLICATIONS

A COMPLETED GRANT APPLICATION AND A TAX EXEMPT STATUS LETTER SEE ATTACHMENT
ON BACK OF TAX RETURN FOR GRANT APPLICATION

ANY SUBMISSION DEADLINES

MARCH 15 AND SEPTEMBER 15

RESTRICTIONS AND LIMITATIONS ON AWARDS

THE ORGANIZATION MUST BE IN COMPLIANCE WITH THE REGISTRATION AND REPORTING
REQUIREMENTS OF THE NH DIRECTOR OF CHARITABLE TRUSTS, THE IRS AND THE NH
SECRETARY STATE. THE ORGANIZATION MUST BE LOCATED IN NH.

SAMUEL P. HUNT FOUNDATION			STATEMENT 15
02-6004471			
FORM 990-PF, PART II			
DECEMBER 31, 2016			
		END OF YEAR	END OF YEAR
		(b) BOOK VALUE	(c) FMV
LINE 10a - INVESTMENTS - US AND STATE GOVERNMENT OBLIGATIONS			
100,000	FHLB 1 125% 04/25/2018	100,385 48	100,077 00
200,000	FHLB 0 875% 05/24/2017	200,044 93	200,102 00
100,000	FHLB 1 0% 06/21/2017	100,002 02	100,150 00
100,000	FHLB 4 875% 05/17/2017	102,125 29	101,570 00
	TOTAL	502,557.72	501,899.00
LINE 10b - INVESTMENTS - CORPORATE STOCK			
234	3M COMPANY CMN	40,489 70	41,785 38
231	ACCENTURE PLC CMN	26,801 49	27,057 03
179	ADIDAS AG ADR CMN	14,428 62	14,174 29
267	ADVANCE AUTO PARTS, INC CMN	37,138 90	45,155 04
167	AETNA INC CMN	17,088 70	20,709 67
168	ALLERGAN PLC CMN	47,853 19	35,281 68
82	ALPHABET INC CMN CLASS C	58,395 99	63,289 24
2,382	AMBEV S A SPONSORED ADR CMN	14,892 29	11,695 62
900	AMERICAN INTL GROUP, INC CMN	49,248 17	58,779 00
679	AMERICAN INTL GROUP, INC CMN	37,401 81	44,345 49
573	AMERISOURCEBERGEN CORPORATION CMN	46,121 92	44,802 87
376	ANALOG DEVICES, INC CMN	26,805 04	27,305 12
295	ANTHEM, INC CMN	40,548 80	42,412 15
460	AON PLC CMN	39,857 86	51,303 80
383	AON PLC CMN	35,729 43	42,715 99
366	APPLE INC CMN	36,075 23	42,390 12
50	AUTOZONE, INC CMN	39,887 50	39,489 50
702	AXIS CAPITAL HOLDINGS, LTD CMN	36,971 26	45,819 54
1,140	BAXTER INTERNATIONAL INC CMN	45,568 12	50,547 60
313	BECTON DICKINSON & CO CMN	50,943 57	51,817 15
376	BERKSHIRE HATHAWAY INC CLASS B	52,221 46	61,280 48
120	BLACKROCK, INC CMN	38,666 87	45,664 80
180	BOEING COMPANY CMN	22,536 60	28,022 40
155	CANADIAN PACIFIC RAILWAY LTD CMN	20,856 16	22,129 35
196	CANADIAN PACIFIC RAILWAY LTD CMN	32,914 87	27,982 92
443	CARDINAL HEALTH INC CMN	31,596 43	31,882 71
825	CARMAX, INC CMN	43,523 37	53,121 75
525	CATERPILLAR INC (DELAWARE) CMN	43,531 38	48,688 50
1,175	CBRE GROUP INC CMN	36,540 73	37,000 75
851	CBRE GROUP INC CMN	27,135 09	26,797 99
850	CDW CORP CMN	38,156 34	44,276 50
455	CERNER CORP CMN	27,655 52	21,553 35
207	CHARTER COMMUNICATIONS, INC CMN	43,006 65	59,599 44
568	CHR HANSEN HOLDING A/S SPONSORED ADR CMN	12,848 45	15,755 75
266	CHUBB LTD CMN	28,163 04	35,143 92
715	CISCO SYSTEMS, INC CMN	18,338 98	21,607 30
900	CITIGROUP INC CMN	42,059 70	53,487 00
224	CME GROUP INC CMN CLASS A	26,757 64	25,838 40
579	COGNIZANT TECHNOLOGY SOLUTIONS CORP CLASS A	30,007 90	32,441.37
554	COLGATE-PALMOLIVE CO CMN	36,231 60	36,253 76
3,020	COLOPLAST A/S SPONSORED ADR CMN	22,150.35	20,406 14
666	COMCAST CORPORATION CMN CLASS A VOTING	40,835 91	45,987 30
1,175	COMMSCOPE HLDG CO INC CMN	36,187 75	43,710 00
1,216	COMPASS GROUP PLC SPONSORED ADR CMN	20,659 92	22,553 15
211	CORE LABORATORIES N.V CMN	27,824 00	25,328 44
790	CSL LIMITED SPONSORED ADR CMN	28,529 23	28,719 66
498	CTRIIP COM INTERNATIONAL, LTD. ADR CMN	24,311 69	19,920 00
340	CUMMINS INC COMMON STOCK	38,072 25	46,467 80
543	CVS HEALTH CORP CMN	44,900 75	42,848 13
538	CVS HEALTH CORP CMN	43,995 61	42,453 58
1,413	DISCOVERY COMMUNICATIONS, INC. CMN	42,803.08	37,840 14
418	DOLLAR GENERAL CORPORATION CMN	26,246 05	30,961 26
25			STATEMENT 15

SAMUEL P. HUNT FOUNDATION		STATEMENT 15	
02-6004471			
FORM 990-PF, PART II			
DECEMBER 31, 2016			
		END OF YEAR	END OF YEAR
		(b) BOOK VALUE	(c) FMV
LINE 10b -	INVESTMENTS - CORPORATE STOCK (continued)		
897	DSV AS UNSPONSORED ADR CMN	22,030 87	19,989 65
184	ECOLAB INC CMN	21,509 60	21,568 48
310	ESSILOR INTERNATIONAL SA ADR CMN	20,382 61	17,550 34
172	EVEREST RE GROUP LTD CMN	28,987 39	37,220 80
1,474	EXPERIAN PLC SPONSORED ADR CMN	25,390 70	28,667 83
116	FACTSET RESEARCH SYSTEMS INC CMN	18,921 92	18,957 88
1,134	FOSSIL GROUP INC CMN	77,941 00	29,325 24
577	FRANKLIN RESOURCES INC CMN	23,859 16	22,837 66
2,000	GENERAL MOTORS COMPANY CMN	67,771 59	69,680 00
1,192	GENTEX CORP CMN	17,267 47	23,470 48
11,226	GKN PLC SPONSORED ADR CMN	43,883 39	46,015 37
362	GRACO INC CMN	30,292 56	30,078 58
700	HCA HOLDINGS, INC CMN	48,944 11	51,814 00
343	HDFC BANK LIMITED ADR CMN	19,874 62	20,813 24
383	HERMES INTERNATIONAL SA UNSPONSORED ADR CMN	14,095 29	15,754 71
1,276	HILTON WORLDWIDE HOLDINGS INC CMN	25,232 72	34,707 20
189	ICON PUBLIC LIMITED COMPANY CMN	13,365 78	14,212 80
661	INDUSTRIA DE DISEÑO TEXTIL IND ADR CMN	9,874 98	11,305 08
535	INTERCONTINENTAL HOTELS GROUP SPONSORED ADR CMN	21,691 51	23,716 55
1,511	ISHARES MSCI EAFE ETF	90,033 97	87,230 03
598	JOHNSON & JOHNSON CMN	65,624 52	68,895 58
720	JPMORGAN CHASE & CO CMN	42,863 33	62,128 80
116	KANSAS CITY SOUTHERN CMN	11,086 71	9,842 60
402	LOWES COMPANIES INC CMN	29,969 86	28,590 24
265	LUXOTTICA GROUP ADS(SPONSORED) REPRESENT THE RIGHT TO RECEI	13,597 48	14,230 50
555	LVMH MOET HENNESSY LOUIS VUITTON S A ADR CMN	18,705 40	21,237 63
370	MASTERCARD INCORPORATED CMN CLASS A	30,177 10	38,202 50
466	MASTERCARD INCORPORATED CMN CLASS A	48,338 83	48,114 50
326	MCKESSON CORPORATION CMN	54,536 35	45,786 70
224	MCKESSON CORPORATION CMN	34,809 85	31,460 80
89	METTLER-TOLEDO INTL CMN	37,000 86	37,251 84
920	MICROSOFT CORPORATION CMN	41,204 36	57,168 80
254	MIDDLEBY CORP CMN	35,765 36	32,717 74
647	MOODYS CORP CMN	62,511 13	60,992 69
367	MOTOROLA SOLUTIONS INC CMN	23,156 04	30,420 63
459	MSCI INC CMN	36,617 78	36,160 02
1,634	NATIONAL OILWELL VARCO, INC COMMON STOCK CMN	66,449 60	61,176 96
417	NESTLE SA SPONSORED ADR (REP 1/20 CHF 10 REGD SHS)	32,014 13	29,971 88
810	NIELSEN HLDGS PLC CMN	37,037 92	33,979 50
604	NIKE CLASS-B CMN CLASS B	31,021 44	30,701 32
236	NOVARTIS AG-ADR SPONSORED ADR CMN	22,029 47	17,190 24
513	NOVOZYMES AS UNSPONSORED ADR CMN	24,038 59	17,719 53
2,131	ORACLE CORPORATION CMN	88,107 62	81,936 95
845	ORACLE CORPORATION CMN	33,563 40	32,490 25
1,386	ORACLE CORPORATION CMN	55,009 58	53,291 70
116	PARKER-HANNIFIN CORP CMN	13,035 49	16,240 00
433	PEPSICO INC CMN	44,135 56	45,304 79
207	PRAXAIR, INC CMN SERIES	25,062 48	24,258 33
30	PRICELINE GROUP INC/THE CMN	35,539 56	43,981 80
586	QORVO INC CMN	32,087 79	30,899 78
700	QUINTILES IMS HOLDINGS INC CMN	46,711 16	53,235 00
1,829	RECKITT BENCKISER GROUP PLC SPONSORED ADR CMN	32,773 36	31,124 09
767	SABRE CORPORATION CMN	21,167 43	19,136 65
434	SAP SE (SPON ADR)	31,692 24	37,510 62
400	SCHLUMBERGER LTD CMN	40,623 43	33,580 00
1,046	SGS S A. ADR CMN	22,895 13	21,324 80
147	SHERWIN-WILLIAMS CO CMN	38,851.10	39,504 78
80	SHERWIN-WILLIAMS CO CMN	20,474.85	21,499 20
1,220	SHOPRITE HOLDINGS LTD SPONSORED ADR CMN	17,894 98	15,296.36
421	SKYWORKS SOLUTIONS INC CMN	30,201 93	31,431.86

[illegible]

SAMUEL P. HUNT FOUNDATION 02-6004471 FORM 990-PF, PART IV CAPITAL GAINS and LOSSES for TAX on INVESTMENT INCOME DECEMBER 31, 2016						STATEMENT 16
LINE 1a - DETAIL FOR GOLDMAN SACHS TRANSACTIONS						
DESCRIPTION	DATE	DATE	QTY	GROSS	COST	GAIN or (LOSS)
	ACQUIRED	SOLD		SALES PRICE		
BAIDU, INC SPONSORED ADR CMN	09/05/2014	01/08/2016	79	13,906 04	17,895 87	(3,989 83)
CHINA MOBILE LIMITED SPONS ADR CMN	09/05/2014	01/11/2016	226	11,651 19	14,699 88	(3,048 69)
MICROSOFT CORPORATION CMN	09/05/2014	01/12/2016	177	9,251 80	8,112 55	1,139 25
AETNA INC CMN	12/17/2014	01/19/2016	114	12,121 62	9,934 64	2,186 98
PAYPAL HOLDINGS INC CMN	09/23/2014	01/20/2016	673	20,654 12	21,552 08	(897 96)
TIME WARNER INC CMN	09/05/2014	01/27/2016	44	3,185 28	3,214 38	(29 10)
ANTHEM, INC CMN	09/05/2014	01/27/2016	26	3,470 90	3,067 69	403 21
APPLE INC CMN	09/05/2014	01/29/2016	265	25,437 04	26,157 96	(720 92)
AON PLC CMN	08/14/2014	02/01/2016	100	8,722 76	8,555 40	167 36
EVEREST RE GROUP LTD CMN	09/05/2014	02/03/2016	19	3,373 25	3,114 25	259 00
VERIZON COMMUNICATIONS INC CMN	09/05/2014	02/03/2016	59	2,967 83	2,926 62	41 21
MSC INDUSTRIAL DIRECT CO INC CL-A CLASS A	10/28/2014	02/03/2016	116	7,474 09	9,759 07	(2,284 98)
PRICE T ROWE GROUP INC CMN	10/30/2014	02/04/2016	59	4,079 10	4,762 11	(683 01)
PARKER-HANNIFIN CORP CMN	09/05/2014	02/04/2016	76	7,720 66	8,544 87	(824 21)
FOSSIL GROUP INC CMN	09/05/2014	02/04/2016	59	2,000 38	2,000 38	0 00
ORACLE CORPORATION CMN	09/05/2014	02/04/2016	38	1,379 23	1,575 97	(196 74)
MSC INDUSTRIAL DIRECT CO INC CL-A	10/30/2014	02/04/2016	100	6,651 38	8,025 85	(1,374 47)
MSC INDUSTRIAL DIRECT CO INC CL-A	10/28/2014	02/04/2016	37	2,461 01	3,112 81	(651 80)
MSC INDUSTRIAL DIRECT CO INC CL-A	01/21/2015	02/04/2016	64	4,256 88	4,889 53	(632 65)
MSC INDUSTRIAL DIRECT CO INC CL-A	01/21/2015	02/05/2016	29	1,899 74	2,215 57	(315 83)
VERIZON COMMUNICATIONS INC CMN	02/05/2015	02/11/2016	17	838 87	810 30	28 57
VERIZON COMMUNICATIONS INC CMN	09/05/2014	02/11/2016	182	8,980 86	9,027 89	(47 03)
VERIZON COMMUNICATIONS INC CMN	10/30/2014	02/11/2016	9	444 10	447 61	(3 51)
VERIZON COMMUNICATIONS INC CMN	01/21/2015	02/11/2016	37	1,825 78	1,772 90	52 88
VERIZON COMMUNICATIONS INC CMN	09/11/2014	02/11/2016	9	444 11	425 06	19 05
VERIZON COMMUNICATIONS INC CMN	09/24/2014	02/11/2016	9	444 11	451 52	(7 41)
VERIZON COMMUNICATIONS INC CMN	09/26/2014	02/11/2016	3	148 04	149 94	(1 90)
SYSMEX CORPORATION ADR CMN	08/14/2014	02/18/2016	238	6,745 08	4,801 65	1,943 43
FHLB 0 375% 02/19/2016 SER 3531 SR LIEN	06/19/2014	02/19/2016	100,000	100,000 00	100,000 00	0 00
TAIWAN SEMICONDUCTOR MFG ADS	08/14/2014	02/24/2016	44	1,031 45	903 38	128 07
PARKER-HANNIFIN CORP CMN	09/05/2014	03/22/2016	12	1,348 42	1,409 25	(60 83)
TAIWAN SEMICONDUCTOR MFG ADS	08/14/2014	04/07/2016	281	7,128 25	5,769 32	1,358 93
INTEL CORPORATION CMN	08/14/2014	04/12/2016	275	8,754 48	9,325 33	(570 85)
PARKER-HANNIFIN CORP CMN	09/05/2014	04/13/2016	48	5,401 24	5,637 01	(235 77)
DISCOVERY COMMUNICATIONS, INC CMN	11/06/2014	04/13/2016	92	2,571 03	3,033 16	(462 13)
DOVER CORPORATION CMN	10/30/2014	04/13/2016	21	1,389 16	1,660 99	(271 83)
DOVER CORPORATION CMN	10/28/2014	04/13/2016	53	3,505 96	4,197 43	(691 47)
PARKER-HANNIFIN CORP CMN	09/05/2014	04/14/2016	89	10,000 70	10,451 96	(451 26)
PARKER-HANNIFIN CORP CMN	01/08/2015	04/15/2016	1	113 75	126 44	(12 69)
PARKER-HANNIFIN CORP CMN	09/05/2014	04/15/2016	71	8,076 42	8,338 08	(261 66)
PARKER-HANNIFIN CORP CMN	10/15/2014	04/15/2016	29	3,298 82	2,904 52	394 30
PARKER-HANNIFIN CORP CMN	10/30/2014	04/15/2016	1	113 75	123 47	(9 72)
DISCOVERY COMMUNICATIONS, INC CMN	11/06/2014	04/18/2016	39	1,088 73	1,285 80	(197 07)
DISCOVERY COMMUNICATIONS, INC CMN	11/06/2014	04/19/2016	58	1,625 86	1,912 21	(286 35)
DISCOVERY COMMUNICATIONS, INC CMN	11/06/2014	04/21/2016	7	196 06	230 78	(34 72)
INTEL CORPORATION CMN	09/05/2014	04/22/2016	450	14,178 01	15,737 58	(1,559 57)
INTEL CORPORATION CMN	08/14/2014	04/22/2016	150	4,726 01	5,086 55	(360 54)
DISCOVERY COMMUNICATIONS, INC CMN	11/06/2014	04/22/2016	89	2,492 71	2,934 25	(441 54)
DISCOVERY COMMUNICATIONS, INC CMN	11/06/2014	04/26/2016	1	27 89	32 97	(5 08)
DOVER CORPORATION CMN	10/30/2014	04/26/2016	15	1,000 50	1,186 42	(185 92)
DOVER CORPORATION CMN	09/05/2014	04/27/2016	7	469 05	617 60	(148 55)
OAKMARK INTERNATIONAL CL I	08/12/2014	04/27/2016	7,096	150,363.10	181,088 54	(30,725 44)
DOVER CORPORATION CMN	09/05/2014	04/28/2016	1	66 99	88 23	(21.24)
BOEING COMPANY CMN	09/05/2014	04/28/2016	34	4,633 66	4,223 12	410 54
DISCOVERY COMMUNICATIONS, INC CMN	11/06/2014	04/28/2016	142	3,966 35	4,681 61	(715 26)
SENSATA TECHNOLOGIES HLDG N V CMN	08/14/2014	05/02/2016	124	4,679 38	5,742 21	(1,062 83)
INTEL CORPORATION CMN	09/05/2014	05/03/2016	625	18,921.96	21,857 75	(2,935 79)
SENSATA TECHNOLOGIES HLDG N V CMN	08/14/2014	05/03/2016	286	10,435 85	13,244 12	(2,808 27)
SENSATA TECHNOLOGIES HLDG N V CMN	08/14/2014	05/04/2016	6	216.34	277 85	(61.51)
CHR. HANSEN HOLDING A/S ADR CMN	08/14/2014	05/11/2016	63	1,968 66	1,296 53	672 13
CHR HANSEN HOLDING A/S ADR CMN	08/14/2014	05/12/2016	70	2,177 02	1,440.59	736 43
CHR HANSEN HOLDING A/S ADR CMN	08/14/2014	05/13/2016	97	3,007 73	1,996.24	1,011.49
28						STATEMENT 16

SAMUEL P. HUNT FOUNDATION 02-6004471 FORM 990-PF, PART IV CAPITAL GAINS and LOSSES for TAX on INVESTMENT INCOME DECEMBER 31, 2016						STATEMENT 16
LINE 1a - DETAIL FOR GOLDMAN SACHS TRANSACTIONS						
DESCRIPTION	DATE	DATE	QTY	GROSS	COST	GAIN or (LOSS)
	ACQUIRED	SOLD		SALES PRICE		
DOVER CORPORATION CMN	09/05/2014	05/17/2016	62	4,145 56	5,470 14	(1,324 58)
DOVER CORPORATION CMN	12/16/2014	05/17/2016	2	133 73	142 31	(8 58)
CHR HANSEN HOLDING A/S ADR CMN	08/14/2014	05/17/2016	9	282 47	185 22	97 25
SWATCH GROUP SA (THE) ADR CMN	10/06/2014	05/23/2016	440	6,371 37	10,265 64	(3,894 27)
DOVER CORPORATION CMN	12/16/2014	05/25/2016	75	5,003 93	5,336 66	(332 73)
STATE STREET CORPORATION (NEW) CMN	09/05/2014	05/26/2016	57	3,598 75	4,104 58	(505 83)
QUALCOMM INC CMN	03/17/2015	05/26/2016	53	2,946 57	3,706 86	(760 29)
CISCO SYSTEMS, INC CMN	09/05/2014	05/26/2016	112	3,232 70	2,787 13	445 57
THE BANK OF NY MELLON CORP CMN	09/05/2014	05/26/2016	113	4,730 80	4,449 33	281 47
DOLLAR GENERAL CORPORATION CMN	09/05/2014	05/27/2016	31	2,782 27	1,946 48	835 79
BAKER HUGHES INC CMN	11/19/2014	06/01/2016	73	3,392 73	4,622 40	(1,229 67)
CISCO SYSTEMS, INC CMN	09/05/2014	06/02/2016	199	5,777 42	4,952 14	825 28
CISCO SYSTEMS, INC CMN	10/15/2014	06/02/2016	28	812 90	633 68	179 22
CISCO SYSTEMS, INC CMN	10/28/2014	06/02/2016	17	493 55	407 07	86 48
CISCO SYSTEMS, INC CMN	02/05/2015	06/02/2016	52	1,509 68	1,410 12	99 56
CISCO SYSTEMS, INC CMN	10/30/2014	06/02/2016	7	203 23	168 35	34 88
CISCO SYSTEMS, INC CMN	09/11/2014	06/02/2016	20	580 65	458 40	122 25
BAKER HUGHES INC CMN	11/19/2014	06/03/2016	78	3,592 48	4,939 01	(1,346 53)
BAXALTA INCORPORATED CMN	09/05/2014	06/03/2016	510	23,433 00	16,995 19	6,437 81
BLACKROCK, INC CMN	08/14/2014	06/06/2016	20	7,224 55	6,280 38	944 17
AON PLC CMN	08/14/2014	06/06/2016	50	5,461 29	4,277 70	1,183 59
QUALCOMM INC CMN	04/13/2015	06/06/2016	67	3,677 59	4,279 71	(602 12)
ABERDEEN ASSET MGMNT PLC ADR CMN	09/05/2014	06/06/2016	155	1,209 54	2,285 85	(1,076 31)
QUALCOMM INC CMN	03/17/2015	06/06/2016	105	5,763 38	7,343 77	(1,580 39)
ABERDEEN ASSET MGMNT PLC ADR CMN	09/05/2014	06/09/2016	661	5,156 01	9,748 03	(4,592 02)
BAKER HUGHES INC CMN	11/19/2014	06/10/2016	91	4,185 59	5,762 17	(1,576 58)
BAKER HUGHES INC CMN	11/19/2014	06/13/2016	102	4,637 14	6,458 70	(1,821 56)
PRICE T ROWE GROUP INC CMN	10/30/2014	06/13/2016	129	9,327 87	10,412 08	(1,084 21)
BAKER HUGHES INC CMN	11/19/2014	06/15/2016	27	1,244 30	1,709 66	(465 36)
DOVER CORPORATION CMN	12/16/2014	06/17/2016	52	3,661 62	3,700 09	(38 47)
FHLB 0 375% 06/24/2016 SER 3264 SR LIEN	06/24/2013	06/24/2016	200,000	200,000 00	200,000 00	0 00
BAIDU, INC SPONSORED ADR CMN	05/12/2015	06/28/2016	16	2,574 06	3,034 59	(460 53)
BAIDU, INC SPONSORED ADR CMN	03/25/2015	06/28/2016	13	2,091 42	2,692 63	(601 21)
APPLE INC CMN	10/30/2014	06/28/2016	1	92 82	106 75	(13 93)
APPLE INC CMN	09/05/2014	06/28/2016	77	7,147 09	7,628 64	(481 55)
APPLE INC CMN	10/15/2014	06/28/2016	6	556 92	574 14	(17 22)
BAIDU, INC SPONSORED ADR CMN	05/12/2015	07/05/2016	51	8,229 79	9,672 76	(1,442 97)
BAIDU, INC SPONSORED ADR CMN	05/12/2015	07/06/2016	33	5,332 31	6,258 85	(926 54)
GENTEX CORP CMN	09/05/2014	07/07/2016	153	2,298 16	2,240 69	57 47
GENTEX CORP CMN	09/05/2014	07/11/2016	151	2,364 61	2,211 40	153 21
ABERDEEN ASSET MGMNT PLC ADR CMN	09/05/2014	07/12/2016	337	2,602 15	4,969 87	(2,367 72)
ABERDEEN ASSET MGMNT PLC ADR CMN	10/15/2014	07/12/2016	211	1,629 25	2,662 82	(1,033 57)
ABERDEEN ASSET MGMNT PLC ADR CMN	12/16/2014	07/12/2016	164	1,266 33	2,089 49	(823 16)
ABERDEEN ASSET MGMNT PLC ADR CMN	07/01/2015	07/12/2016	107	826 20	1,372 85	(546 65)
ABERDEEN ASSET MGMNT PLC ADR CMN	10/28/2014	07/12/2016	51	393 80	693 58	(299 78)
ABERDEEN ASSET MGMNT PLC ADR CMN	12/17/2014	07/12/2016	138	1,065 57	1,791 71	(726 14)
ABERDEEN ASSET MGMNT PLC ADR CMN	09/05/2014	07/12/2016	3	23 16	41 70	(18 54)
ARM HOLDINGS PLC SPON ADR CMN	11/07/2014	07/20/2016	110	7,261 84	4,580 50	2,681 34
ARM HOLDINGS PLC SPON ADR CMN	08/14/2014	07/20/2016	291	19,210 87	13,205 75	6,005 12
SAP SE (SPON ADR)	03/02/2015	07/22/2016	24	2,028 34	1,704 01	324 33
QUALCOMM INC CMN	07/01/2015	07/26/2016	23	1,409 96	1,445 34	(35 38)
QUALCOMM INC CMN	04/13/2015	07/26/2016	93	5,701 14	5,940 49	(239 35)
PARKER-HANNIFIN CORP CMN	01/08/2015	08/02/2016	63	7,136 51	7,965 73	(829 22)
ICON PUBLIC LIMITED COMPANY CMN	04/30/2015	08/02/2016	30	2,300 07	1,912 21	387 86
CUMMINS INC COMMON STOCK	06/24/2015	08/03/2016	35	4,273 27	4,736 25	(462 98)
PARKER-HANNIFIN CORP CMN	01/12/2015	08/03/2016	65	7,348 85	8,205 43	(856 58)
CHECK POINT SFTWR TECH LTD ORD SHS	09/05/2014	08/03/2016	9	681 77	647 42	34 35
PARKER-HANNIFIN CORP CMN	01/08/2015	08/03/2016	5	565 29	632 20	(66 91)
ICON PUBLIC LIMITED COMPANY CMN	04/30/2015	08/03/2016	46	3,493 97	2,932 06	561 91
ICON PUBLIC LIMITED COMPANY CMN	05/01/2015	08/03/2016	14	1,063 38	925 23	138 15
ICON PUBLIC LIMITED COMPANY CMN	05/01/2015	08/04/2016	31	2,372 90	2,048 71	324 19
ABERDEEN ASSET MGMNT PLC ADR CMN	07/30/2015	08/09/2016	170	1,437 23	1,942 78	(505 55)
			29			STATEMENT 16

SAMUEL P. HUNT FOUNDATION 02-6004471 FORM 990-PF, PART IV CAPITAL GAINS and LOSSES for TAX on INVESTMENT INCOME DECEMBER 31, 2016						STATEMENT 16
LINE 1a - DETAIL FOR GOLDMAN SACHS TRANSACTIONS						
DESCRIPTION	DATE	DATE	QTY	GROSS	COST	GAIN or (LOSS)
	ACQUIRED	SOLD		SALES PRICE		
MICROSOFT CORPORATION CMN	02/24/2015	08/10/2016	275	15,932 79	12,143 48	3,789 31
ABERDEEN ASSET MGMNT PLC ADR CMN	07/30/2015	08/10/2016	102	862 03	1,165 67	(303 64)
ABERDEEN ASSET MGMNT PLC ADR CMN	09/05/2014	08/10/2016	136	1,149 36	1,848 92	(699 56)
FANUC CORP UNSPONSORED ADR CMN	08/14/2014	08/12/2016	585	16,343 19	16,784 70	(441 51)
MICROSOFT CORPORATION CMN	02/24/2015	08/16/2016	150	8,612 06	6,623 71	1,988 35
STATE STREET CORPORATION (NEW) CMN	09/05/2014	08/18/2016	25	1,727 98	1,727 98	0 00
CHECK POINT SFTWR TECH LTD ORD SHS	09/05/2014	08/18/2016	74	5,624 43	5,323 26	301 17
SAP SE (SPON ADR)	03/02/2015	08/19/2016	40	3,530 00	2,840 02	689 98
STATE STREET CORPORATION (NEW) CMN	09/05/2014	08/19/2016	235	16,229 00	16,765 99	(536 99)
CISCO SYSTEMS, INC CMN	06/19/2015	08/22/2016	306	9,375 81	8,885 99	489 82
TAIWAN SEMICONDUCTOR MFG ADS	08/14/2014	08/25/2016	273	7,813 74	5,605 07	2,208 67
PRICELINE GROUP INC/THE CMN	07/13/2015	08/26/2016	4	5,674 69	4,685 86	988 83
MICROSOFT CORPORATION CMN	03/13/2015	08/31/2016	75	4,303 84	3,060 69	1,243 15
MICROSOFT CORPORATION CMN	02/24/2015	08/31/2016	300	17,215 37	13,247 43	3,967 94
CHECK POINT SFTWR TECH LTD ORD SHS	09/11/2014	09/06/2016	3	233 32	202 73	30 59
CHECK POINT SFTWR TECH LTD ORD SHS	09/05/2014	09/06/2016	40	3,110 90	2,877 44	233 46
CHECK POINT SFTWR TECH LTD ORD SHS	10/15/2014	09/06/2016	5	388 86	328 57	60 29
CHECK POINT SFTWR TECH LTD ORD SHS	10/30/2014	09/06/2016	1	77 77	73 51	4 26
MICROSOFT CORPORATION CMN	03/13/2015	09/09/2016	200	11,310 33	8,161 84	3,148 49
MICROSOFT CORPORATION CMN	03/13/2015	09/20/2016	25	1,428 09	1,020 23	407 86
MICROSOFT CORPORATION CMN	07/29/2015	09/20/2016	150	8,568 55	6,852 62	1,715 93
FHLB 0 5% 09/28/2016 SER 3823 SR LIEN	08/14/2014	09/28/2016	100,000	100,000 00	99,989 70	10 30
QUALCOMM INC CMN	07/01/2015	10/04/2016	23	1,545 73	1,445 34	100 39
QUALCOMM INC CMN	07/01/2015	10/05/2016	157	10,556 43	9,866 02	690 41
MOTOROLA SOLUTIONS INC CMN	10/29/2014	10/11/2016	31	2,277 48	1,986 51	290 97
MOTOROLA SOLUTIONS INC CMN	10/29/2014	10/12/2016	135	9,985 15	8,650 95	1,334 20
MOTOROLA SOLUTIONS INC CMN	10/31/2014	10/12/2016	59	4,363 88	3,833 34	530 54
VISA INC CMN CLASS A	09/05/2014	10/19/2016	83	6,858 12	4,432 38	2,425 74
CATERPILLAR INC (DELAWARE) CMN	04/16/2015	10/20/2016	75	6,496 07	6,332 22	163 85
THE BANK OF NY MELLON CORP CMN	09/05/2014	10/20/2016	101	4,249 12	3,976 84	272 28
NATIONAL OILWELL VARCO, INC CMN	02/18/2015	10/20/2016	34	1,267 32	1,267 32	(0 00)
NATIONAL OILWELL VARCO, INC CMN	02/17/2015	10/20/2016	41	1,528 24	1,528 24	(0 00)
PARKER-HANNIFIN CORP CMN	01/12/2015	10/20/2016	61	7,508 49	7,700 48	(191 99)
BARCLAYS BNK PLC LNKD CAP STR NOTE 10/20/16	04/15/2015	10/20/2016	300,000	270,404 06	300,000 00	(29,595 94)
CUMMINS INC COMMON STOCK	06/25/2015	10/21/2016	60	7,584 51	8,102 54	(518 03)
CUMMINS INC COMMON STOCK	06/24/2015	10/21/2016	90	11,376 78	12,178 92	(802 14)
EVEREST RE GROUP LTD CMN	09/05/2014	10/28/2016	17	3,440 23	2,786 44	653 79
TIME WARNER INC CMN	09/05/2014	10/28/2016	23	2,033 85	1,760 64	273 21
TIME WARNER INC CMN	09/05/2014	10/28/2016	55	4,814 65	4,210 22	604 43
TIME WARNER INC CMN	10/30/2014	10/28/2016	2	176 86	158 12	18 74
TIME WARNER INC CMN	02/05/2015	10/28/2016	6	530 57	477 75	52 82
TIME WARNER INC CMN	09/20/2014	10/28/2016	3	265 28	252 83	12 45
MASTERCARD INCORPORATED CMN CL A	09/05/2014	10/28/2016	46	4,885 43	3,515 79	1,369 64
JPMORGAN CHASE & CO CMN	08/14/2014	10/31/2016	150	10,415 02	8,532 26	1,882 76
AMERICAN INTL GROUP, INC CMN	08/14/2014	10/31/2016	150	9,249 09	8,114 77	1,134 32
AXIS CAPITAL HOLDINGS, LTD CMN	02/25/2015	10/31/2016	67	3,815 82	3,481 98	333 84
SWISS RE LTD SPONSORED ADR CMN	06/05/2015	10/31/2016	127	2,943 08	2,875 68	67 40
CHINA MOBILE LIMITED SPONSORED ADR CMN	09/05/2014	11/01/2016	110	6,299 87	7,154 81	(854 94)
CHINA MOBILE LIMITED SPONSORED ADR CMN	09/05/2014	11/02/2016	54	3,033 12	3,512 36	(479 24)
CHINA MOBILE LIMITED SPONSORED ADR CMN	09/05/2014	11/04/2016	37	2,069 36	2,406 62	(337 26)
FRANKLIN RESOURCES INC CMN	09/05/2014	11/07/2016	311	10,741 45	17,533 34	(6,791 89)
TENCENT HOLDINGS LIMITED UNSPON ADR CMN	08/14/2014	11/07/2016	307	8,060 66	5,200 58	2,860 08
FRANKLIN RESOURCES INC CMN	09/05/2014	11/08/2016	122	4,153 09	6,878 03	(2,724 94)
CATERPILLAR INC (DELAWARE) CMN	04/16/2015	11/09/2016	75	6,837 84	6,332 22	505 62
CUMMINS INC COMMON STOCK	06/25/2015	11/09/2016	25	3,358 21	3,376 06	(17 85)
FRANKLIN RESOURCES INC CMN	09/05/2014	11/10/2016	11	423 71	620 15	(196 44)
PARKER-HANNIFIN CORP. CMN	01/12/2015	11/10/2016	52	7,068 28	6,564 35	503 93
FRANKLIN RESOURCES INC CMN	09/05/2014	11/11/2016	7	261 29	361 02	(99 73)
FRANKLIN RESOURCES INC CMN	09/05/2014	11/11/2016	7	261 29	384 58	(123 29)
FRANKLIN RESOURCES INC CMN	09/05/2014	11/11/2016	240	8,958 37	13,530 55	(4,572 18)
FRANKLIN RESOURCES INC CMN	10/15/2014	11/11/2016	31	1,157 12	1,524 70	(367 58)
FRANKLIN RESOURCES INC CMN	09/05/2014	11/11/2016	2	74 65	102 70	(28 05)
			30			STATEMENT 16

SAMUEL P. HUNT FOUNDATION 02-6004471						STATEMENT 16
FORM 990-PF, PART IV						
CAPITAL GAINS and LOSSES for TAX on INVESTMENT INCOME						
DECEMBER 31, 2016						
LINE 1a - DETAIL FOR GOLDMAN SACHS TRANSACTIONS						
DESCRIPTION	DATE	DATE	QTY	GROSS	COST	GAIN or (LOSS)
	ACQUIRED	SOLD		SALES PRICE		
CHINA MOBILE LIMITED SPONSORED ADR CMN	09/05/2014	11/14/2016	48	2,603 35	3,122 10	(518 75)
AMERICAN INTL GROUP, INC CMN	08/14/2014	11/14/2016	75	4,836 42	4,057 39	779 03
JPMORGAN CHASE & CO CMN	08/14/2014	11/14/2016	75	5,949 36	4,266 13	1,683 23
STATE STREET CORPORATION (NEW) CMN	09/05/2014	11/14/2016	52	4,069 53	3,744 53	325 00
CHINA MOBILE LIMITED SPONSORED ADR CMN	09/05/2014	11/15/2016	59	3,220 48	3,837 58	(617 10)
CHINA MOBILE LIMITED SPONSORED ADR CMN	09/05/2014	11/16/2016	38	2,050 93	2,471 66	(420 73)
THE BANK OF NY MELLON CORP CMN	09/05/2014	11/16/2016	4	189 04	157 50	31 54
PARKER-HANNIFIN CORP CMN	02/05/2015	11/16/2016	8	1,107 76	965 99	141 77
BOEING COMPANY CMN	09/05/2014	11/16/2016	10	1,474 14	1,242 09	232 05
PARKER-HANNIFIN CORP CMN	01/12/2015	11/16/2016	12	1,661 64	1,514 85	146 79
PRICE T ROWE GROUP INC CMN	10/30/2014	11/18/2016	4	294 97	322 86	(27 89)
PRICE T ROWE GROUP INC CMN	02/05/2015	11/18/2016	12	884 90	983 26	(98 36)
PRICE T ROWE GROUP INC CMN	11/04/2014	11/18/2016	119	8,775 29	9,859 76	(1,084 47)
THE BANK OF NY MELLON CORP CMN	09/05/2014	11/21/2016	101	4,797 69	3,976 84	820 85
BOEING COMPANY CMN	09/05/2014	11/21/2016	18	2,655 88	2,235 77	420 11
CHINA MOBILE LIMITED SPONSORED ADR CMN	09/05/2014	11/22/2016	40	2,163 49	2,601 75	(438 26)
BOEING COMPANY CMN	09/08/2014	11/22/2016	48	7,161 00	6,135 60	1,025 40
BOEING COMPANY CMN	09/05/2014	11/22/2016	3	447 57	372 63	74 94
NOVO-NORDISK A/S ADR ADR CMN	08/14/2014	11/22/2016	248	7,881 78	11,032 95	(3,151 17)
NOVO-NORDISK A/S ADR ADR CMN	08/14/2014	11/23/2016	206	6,464 96	9,164 47	(2,699 51)
COMCAST CORPORATION CMN CLASS A VOTING	11/06/2015	11/29/2016	26	1,795 00	1,598 53	196 47
ALLERGAN PLC CMN	03/17/2015	11/29/2016	8	1,554 52	2,440 00	(885 48)
BERKSHIRE HATHAWAY INC CLASS B	09/05/2014	11/29/2016	15	2,362 14	2,072 63	289 51
AON PLC CMN	09/10/2015	11/29/2016	12	1,353 81	1,099 51	254 30
ORACLE CORPORATION CMN	09/05/2014	11/29/2016	50	2,019 45	2,073 39	(53 94)
CVS HEALTH CORP CMN	09/05/2014	11/29/2016	17	1,281 43	1,281 43	0 00
MICROSOFT CORPORATION CMN	09/05/2014	11/29/2016	32	1,947 80	1,466 68	481 12
SAP SE (SPON ADR)	03/02/2015	11/29/2016	11	928 04	781 00	147 04
NOVARTIS AG-ADR SPONSORED ADR CMN	09/05/2014	11/29/2016	13	899 06	1,213 49	(314 43)
ADVANCE AUTO PARTS, INC CMN	09/05/2014	11/29/2016	8	1,371 73	1,100 40	271 33
CANADIAN PACIFIC RAILWAY LTD CMN	07/24/2015	11/29/2016	10	1,486 86	1,568 38	(81 52)
PRICELINE GROUP INC/THE CMN	07/13/2015	11/29/2016	1	1,525 86	1,171 47	354 39
DOLLAR GENERAL CORPORATION CMN	09/05/2014	11/29/2016	21	1,654 13	1,318 58	335 55
NATIONAL OILWELL VARCO, INC CMN	02/18/2015	11/30/2016	113	4,122 40	6,046 31	(1,923 91)
ANTHEM, INC CMN	09/05/2014	11/30/2016	26	3,751 86	3,067 69	684 17
ANTHEM, INC CMN	10/15/2014	11/30/2016	7	1,010 12	764 81	245 31
SPDR S&P 500 ETF TRUST	08/29/2014	12/07/2016	1,210	268,563 57	242,563 74	25,999 83
JPMORGAN CHASE & CO CMN	08/14/2014	12/09/2016	75	6,350 68	4,266 13	2,084 55
BLACKROCK, INC CMN	08/14/2014	12/09/2016	15	5,800 59	4,710 28	1,090 31
PARKER-HANNIFIN CORP CMN	02/05/2015	12/14/2016	18	2,544 27	2,173 48	370 79
THE BANK OF NY MELLON CORP CMN	09/05/2014	12/14/2016	51	2,481 90	2,008 11	473 79
NATIONAL OILWELL VARCO, INC CMN	02/18/2015	12/14/2016	8	317 95	442 75	(124 80)
NATIONAL OILWELL VARCO, INC CMN	02/19/2015	12/14/2016	118	4,689 73	6,398 06	(1,708 33)
JPMORGAN CHASE & CO CMN	09/05/2014	12/19/2016	30	2,536 45	1,785 97	750 48
AMERICAN INTL GROUP, INC CMN	08/14/2014	12/19/2016	50	3,290 69	2,704 93	585 76
MORGAN STANLEY STRCTRD NOTE DUE 6/23/20	06/18/2015	12/23/2016	450,000	504,000 00	466,765 55	37,234 45
BAIDU, INC SPONSORED ADR CMN	03/25/2015	01/08/2016	28	4,928 73	5,799 52	(870 79)
ALLERGAN PLC CMN	03/17/2015	01/15/2016	19	5,621 44	5,795 00	(173 56)
MICROSOFT CORPORATION CMN	04/20/2015	01/19/2016	176	8,920 79	7,538 20	1,382 59
PAYPAL HOLDINGS INC CMN	07/15/2015	01/20/2016	7	214 83	269 24	(54 41)
SAP SE (SPON ADR)	03/02/2015	01/25/2016	89	7,013 12	6,319 04	694 08
CARLISLE COS INC CMN	12/09/2015	01/27/2016	45	3,605 68	3,980 33	(374 65)
CARLISLE COS INC CMN	12/11/2015	02/04/2016	1	88 62	88 18	0 44
CARLISLE COS INC CMN	12/09/2015	02/04/2016	9	797 57	796 07	1 50
CARLISLE COS INC CMN	12/10/2015	02/04/2016	5	443 09	441 97	1 12
HONEYWELL INTL INC CMN	05/28/2015	02/04/2016	86	8,832 57	9,044 25	(211 68)
MSC INDUSTRIAL DIRECT CO INC CL-A	07/01/2015	02/05/2016	40	2,620 34	2,760 32	(139 98)
MSC INDUSTRIAL DIRECT CO INC CL-A	02/05/2015	02/05/2016	6	393 05	451 50	(58 45)
CARLISLE COS INC CMN	12/11/2015	02/11/2016	13	1,090 94	1,146 35	(55 41)
CARLISLE COS INC CMN	12/11/2015	02/12/2016	20	1,685 77	1,763 61	(77 84)
CARLISLE COS INC CMN	12/11/2015	02/16/2016	64	5,378 08	5,643 55	(265 47)
ANADARKO PETROLEUM CORP CMN	07/14/2015	03/31/2016	425	19,757 09	32,392 10	(12,635 01)
			31			STATEMENT 16

SAMUEL P. HUNT FOUNDATION								STATEMENT 16
02-6004471								
FORM 990-PF, PART IV								
CAPITAL GAINS and LOSSES for TAX on INVESTMENT INCOME								
DECEMBER 31, 2016								
LINE 1a - DETAIL FOR GOLDMAN SACHS TRANSACTIONS								
					GROSS			
	DATE	DATE		SALES			GAIN or	
DESCRIPTION	ACQUIRED	SOLD	QTY	PRICE	COST		(LOSS)	
ANADARKO PETROLEUM CORP CMN	08/06/2015	03/31/2016	100	4,648 73	7,374 92		(2,726 19)	
ANADARKO PETROLEUM CORP CMN	08/21/2015	03/31/2016	25	1,162 18	1,748 43		(586 25)	
ANADARKO PETROLEUM CORP CMN	12/07/2015	03/31/2016	100	4,648 73	5,365 27		(716 54)	
ANADARKO PETROLEUM CORP CMN	08/07/2015	03/31/2016	50	2,324 36	3,697 34		(1,372 98)	
ANADARKO PETROLEUM CORP CMN	08/26/2015	03/31/2016	50	2,324 36	3,210 28		(885 92)	
ANADARKO PETROLEUM CORP CMN	12/10/2015	03/31/2016	25	1,162 18	1,285 02		(122 84)	
ANADARKO PETROLEUM CORP CMN	12/18/2015	03/31/2016	25	1,162 18	1,176 55		(14 37)	
NIELSEN HLDGS PLC CMN	04/22/2015	04/07/2016	139	7,263 12	6,356 08		907 04	
UNITED TECHNOLOGIES CORP CMN	12/16/2015	04/26/2016	6	630 32	562 69		67 63	
PERRIGO CO PLC CMN	10/22/2015	04/26/2016	73	7,346 50	10,811 96		(3,465 46)	
PERRIGO CO PLC CMN	11/20/2015	04/26/2016	1	100 64	155 13		(54 49)	
PERRIGO CO PLC CMN	11/25/2015	04/26/2016	33	3,321 02	4,959 68		(1,638 66)	
PERRIGO CO PLC CMN	12/31/2015	04/26/2016	20	2,012 74	2,899 03		(886 29)	
APPLIED MATERIALS INC CMN	08/18/2015	04/27/2016	325	6,981 72	5,445 60		1,536 12	
UNITED TECHNOLOGIES CORP CMN	12/16/2015	04/27/2016	107	11,343 30	10,034 62		1,308 68	
OAKMARK INTERNATIONAL CL I	05/26/2015	04/27/2016	6,722	142,439 71	170,000 00		(27,560 29)	
SENSATA TECHNOLOGIES HLDG N V CMN	12/31/2015	05/04/2016	67	2,415 78	3,074 67		(658 89)	
APPLIED MATERIALS INC CMN	08/18/2015	05/11/2016	125	2,505 48	2,094 46		411 02	
UNION PACIFIC CORP CMN	12/17/2015	05/16/2016	65	5,331 64	5,094 70		236 94	
SMITH & NEPHEW PLC ADR CMN	08/27/2015	05/17/2016	32	1,072 99	1,129 20		(56 21)	
UNION PACIFIC CORP CMN	12/17/2015	05/17/2016	77	6,345 97	6,035 26		310 71	
SMITH & NEPHEW PLC ADR CMN	08/28/2015	05/18/2016	75	2,530 05	2,686 19		(156 14)	
UNION PACIFIC CORP CMN	12/17/2015	05/18/2016	66	5,449 06	5,173 08		275 98	
SMITH & NEPHEW PLC ADR CMN	08/27/2015	05/18/2016	27	910 82	952 77		(41 95)	
CHARTER COMMUNICATIONS, INC CMN	11/12/2015	05/18/2016	1	219 69	0 00		219 69	
SMITH & NEPHEW PLC ADR CMN	08/28/2015	05/19/2016	43	1,442 32	1,540 08		(97 76)	
UNION PACIFIC CORP CMN	12/17/2015	05/19/2016	61	4,965 70	4,781 18		184 52	
APPLIED MATERIALS INC CMN	08/18/2015	05/23/2016	600	13,741 80	10,053 42		3,688 38	
INTERCONTINENTAL HOTELS GROUP ADR CMN	01/06/2016	05/23/2016	159	1,006 31	0 00		1,006 31	
INTERCONTINENTAL HOTELS GROUP ADR CMN	01/07/2016	05/23/2016	224	1,417 70	0 00		1,417 70	
SWATCH GROUP SA (THE) ADR CMN	12/31/2015	05/23/2016	90	1,303 23	1,566 00		(262 77)	
SMITH & NEPHEW PLC ADR CMN	08/28/2015	05/24/2016	55	1,903 14	1,969 88		(66 74)	
SMITH & NEPHEW PLC ADR CMN	08/28/2015	05/25/2016	74	2,586 99	2,650 38		(63 39)	
SMITH & NEPHEW PLC ADR CMN	08/28/2015	05/31/2016	65	2,238 93	2,328 03		(89 10)	
UNICHARM CORP SPONSORED ADR CMN	06/16/2015	06/01/2016	1,000	3,841 41	4,835 60		(994 19)	
UNICHARM CORP SPONSORED ADR CMN	06/17/2015	06/01/2016	12	46 09	58 13		(12 04)	
SMITH & NEPHEW PLC ADR CMN	08/28/2015	06/02/2016	65	2,248 29	2,328 03		(79 74)	
CISCO SYSTEMS, INC CMN	06/19/2015	06/02/2016	32	929 03	929 25		(0 22)	
UNICHARM CORP SPONSORED ADR CMN	06/17/2015	06/02/2016	1,094	4,176 25	5,299 67		(1,123 42)	
UNICHARM CORP SPONSORED ADR CMN	06/18/2015	06/02/2016	317	1,210 12	1,491 55		(281 43)	
ISHARES MSCI EAFE ETF	04/27/2016	06/02/2016	3,400	197,724 04	202,732 83		(5,008 79)	
SMITH & NEPHEW PLC ADR CMN	09/01/2015	06/03/2016	7	243 86	243 13		0 73	
SMITH & NEPHEW PLC ADR CMN	08/28/2015	06/03/2016	1	34 84	35 82		(0 98)	
SMITH & NEPHEW PLC ADR CMN	08/31/2015	06/03/2016	62	2,159 89	2,223 07		(63 18)	
SHIRE LIMITED SPONSORED ADR CMN	06/03/2016	06/03/2016	1	100 13	0 00		100 13	
UNICHARM CORP SPONSORED ADR CMN	06/18/2015	06/03/2016	259	994 07	1,218 65		(224 58)	
UNICHARM CORP SPONSORED ADR CMN	12/31/2015	06/03/2016	464	1,780 88	1,888 48		(107 60)	
BAKER HUGHES INC CMN	10/09/2015	06/15/2016	50	2,304 25	2,815 19		(510 94)	
DOVER CORPORATION CMN	07/23/2015	06/17/2016	17	1,197 07	1,096 50		100 57	
VERIZON COMMUNICATIONS INC CMN	04/19/2016	06/28/2016	47	2,573 43	2,443 44		129 99	
VERIZON COMMUNICATIONS INC CMN	06/01/2016	06/28/2016	99	5,420 63	4,981 73		438 90	
VERIZON COMMUNICATIONS INC CMN	04/20/2016	06/28/2016	149	8,158 32	7,741.47		416 85	
MCKESSON CORPORATION CMN	01/20/2016	06/29/2016	25	4,596 25	4,079 91		516 34	
AON PLC CMN	09/10/2015	07/06/2016	40	4,318 76	3,665 03		653 73	
DOVER CORPORATION CMN	07/23/2015	07/07/2016	3	206 32	193 50		12 82	
DOVER CORPORATION CMN	07/24/2015	07/07/2016	122	8,390 45	7,810 70		579 75	
DOVER CORPORATION CMN	07/24/2015	07/08/2016	29	2,020 15	1,856 64		163 51	
AON PLC CMN	09/10/2015	07/11/2016	28	3,087 01	2,565 52		521 49	
APPLIED MATERIALS INC CMN	09/14/2015	07/12/2016	250	6,340 94	3,899 35		2,441 59	
APPLIED MATERIALS INC CMN	08/18/2015	07/12/2016	775	19,656 91	12,985 67		6,671.24	
ABERDEEN ASSET MNGMNT PLC ADR CMN	07/30/2015	07/12/2016	147	1,135 07	1,679 93		(544.86)	
ARM HOLDINGS PLC SPON ADR SPONS CMN	12/31/2015	07/20/2016	91	6,007.52	4,140 03		1,867 49	
								</

SAMUEL P. HUNT FOUNDATION							STATEMENT 16
02-6004471							
FORM 990-PF, PART IV							
CAPITAL GAINS and LOSSES for TAX on INVESTMENT INCOME							
DECEMBER 31, 2016							
LINE 1a - DETAIL FOR GOLDMAN SACHS TRANSACTIONS							
					GROSS		
	DATE	DATE		SALES		GAIN or	
DESCRIPTION	ACQUIRED	SOLD	QTY	PRICE	COST	(LOSS)	
APPLIED MATERIALS INC CMN	09/14/2015	07/26/2016	700	18,692.53	10,918.18	7,774.35	
HILTON WORLDWIDE HOLDINGS INC CMN	02/08/2016	07/26/2016	211	5,055.01	3,665.79	1,389.22	
HILTON WORLDWIDE HOLDINGS INC CMN	02/04/2016	07/26/2016	39	934.34	679.34	255.00	
SMITH & NEPHEW PLC ADR CMN	09/01/2015	08/02/2016	135	4,510.22	4,688.90	(178.68)	
ABERDEEN ASSET MNGMNT PLC ADR CMN	02/04/2016	08/10/2016	35	295.79	247.37	48.42	
ABERDEEN ASSET MNGMNT PLC ADR CMN	10/01/2015	08/10/2016	418	3,532.61	3,835.78	(303.17)	
ABERDEEN ASSET MNGMNT PLC ADR CMN	02/04/2016	08/11/2016	34	286.96	240.31	46.65	
ABERDEEN ASSET MNGMNT PLC ADR CMN	02/04/2016	08/12/2016	136	1,149.20	961.22	187.98	
FANUC CORP UNSPONSORED ADR CMN	12/31/2015	08/12/2016	94	2,626.09	2,701.56	(75.47)	
ABERDEEN ASSET MNGMNT PLC ADR CMN	02/04/2016	08/15/2016	284	2,383.84	2,007.25	376.59	
INTERCONTINENTAL HOTELS GRP SPON ADR CMN	01/06/2016	08/26/2016	64	2,828.67	2,859.76	(31.09)	
INTERCONTINENTAL HOTELS GRP SPON ADR CMN	01/06/2016	09/02/2016	39	1,716.15	1,742.67	(26.52)	
CHECK POINT SOFTWARE TECH LTD ORD SHS	04/20/2016	09/06/2016	63	4,899.65	5,429.23	(529.58)	
CHECK POINT SOFTWARE TECH LTD ORD SHS	04/20/2016	09/09/2016	42	3,236.43	3,619.49	(383.06)	
LVMH MOET HENNESSY LOUIS VUITTON SA ADR CMN	04/07/2016	09/09/2016	298	10,175.07	9,845.31	329.76	
MARRIOTT INTERNATIONAL, INC CMN CLASS A	06/13/2016	09/12/2016	75	5,156.52	4,949.77	206.75	
GKN PLC SPONSORED ADR CMN	04/07/2016	09/12/2016	454	1,877.47	1,834.16	43.31	
GKN PLC SPONSORED ADR CMN	04/15/2016	09/12/2016	1	4.14	4.05	0.09	
GKN PLC SPONSORED ADR CMN	05/03/2016	09/12/2016	687	2,841.03	2,836.56	4.47	
GKN PLC SPONSORED ADR CMN	04/14/2016	09/12/2016	7	28.95	28.35	0.60	
GKN PLC SPONSORED ADR CMN	04/29/2016	09/12/2016	4	16.54	16.58	(0.04)	
QUALCOMM INC CMN	11/10/2015	10/05/2016	65	4,370.50	3,406.90	963.60	
SKYWORKS SOLUTIONS INC CMN	08/25/2016	10/11/2016	15	1,212.27	1,116.03	96.24	
SKYWORKS SOLUTIONS INC CMN	08/24/2016	10/11/2016	1	80.82	73.10	7.72	
TIME WARNER INC CMN	11/04/2015	10/28/2016	27	2,387.55	1,915.22	472.33	
SKYWORKS SOLUTIONS INC CMN	08/30/2016	10/28/2016	9	695.51	675.01	20.50	
SKYWORKS SOLUTIONS INC CMN	08/25/2016	10/28/2016	124	9,582.61	9,225.85	356.76	
SHIRE LIMITED SPONSORED ADR CMN	06/03/2016	10/31/2016	45	7,582.72	8,551.80	(969.08)	
UNITED TECHNOLOGIES CORP CMN	12/16/2015	10/31/2016	39	3,989.61	3,657.48	332.13	
UNITED TECHNOLOGIES CORP CMN	12/17/2015	10/31/2016	7	716.08	657.85	58.23	
SHIRE LIMITED SPONSORED ADR CMN	06/20/2016	11/01/2016	7	1,151.17	1,226.32	(75.15)	
SHIRE LIMITED SPONSORED ADR CMN	06/03/2016	11/01/2016	30	4,933.61	5,701.20	(767.59)	
UNITED TECHNOLOGIES CORP CMN	12/17/2015	11/02/2016	98	9,968.19	9,209.89	758.30	
SHIRE LIMITED SPONSORED ADR CMN	06/20/2016	11/03/2016	8	1,355.83	1,401.51	(45.68)	
SHIRE LIMITED SPONSORED ADR CMN	06/30/2016	11/03/2016	27	4,575.91	4,948.88	(372.97)	
MCKESSON CORPORATION CMN	07/05/2016	11/09/2016	26	3,647.32	3,647.32	0.00	
UNITEDHEALTH GROUP INCORPORATE CMN	08/19/2016	11/10/2016	24	3,429.23	3,397.97	31.26	
UNITEDHEALTH GROUP INCORPORATE CMN	08/23/2016	11/10/2016	12	1,714.62	1,703.58	11.04	
PRICE T ROWE GROUP INC CMN	08/02/2016	11/18/2016	7	516.20	483.08	33.12	
NOVO-NORDISK A/S ADR ADR CMN	12/31/2015	11/23/2016	99	3,106.95	5,755.42	(2,648.47)	
WALGREENS BOOTS ALLIANCE, INC CMN	07/14/2016	11/29/2016	15	1,282.33	1,257.52	24.81	
MCKESSON CORPORATION CMN	01/20/2016	11/29/2016	7	996.07	1,142.38	(146.31)	
COGNIZANT TECHNOLOGY SOLUTIONS CORP CL A	10/11/2016	11/29/2016	21	1,178.70	1,048.56	130.14	
PRICE T ROWE GROUP INC CMN	08/02/2016	12/01/2016	146	11,006.52	10,075.63	930.89	
SPDR S&P 500 ETF TRUST	12/07/2015	12/07/2016	118	26,190.50	24,516.42	1,674.08	
SPDR S&P 500 ETF TRUST	10/17/2016	12/07/2016	1,250	277,441.70	265,585.50	11,856.20	
SPDR S&P 500 ETF TRUST	11/30/2016	12/07/2016	2,291	508,495.15	505,610.64	2,884.51	
MARRIOTT INTERNATIONAL, INC CMN CLASS A	06/13/2016	12/15/2016	41	3,470.30	2,705.88	764.42	
MARRIOTT INTERNATIONAL, INC CMN CLASS A	06/13/2016	12/19/2016	106	9,052.34	6,995.68	2,056.66	
CBRE GROUP INC CMN	12/01/2016	12/20/2016	95	3,048.41	2,789.30	259.11	
CBRE GROUP INC CMN	12/02/2016	12/20/2016	70	2,246.20	2,078.36	167.84	
TOTALS TO PART IV - Line 1a				4,170,259.35	4,190,417.00	(20,157.65)	

SAMUEL P. HUNT FOUNDATION

December 31, 2016

FORM 990-PF

ID # 02-6004471**GRANTS & CONTRIBUTIONS PAID DURING THE YEAR**

<u>Name & Address of Recipient</u>	<u>Foundation Status of Recipient</u>	<u>Purpose of Grant or Contribution</u>	<u>Amount</u> \$
Palace Theatre Trust 80 Hanover St. Manchester, NH 03101	Public	Balcony seating upgrades	37,500
Aviation Museum of New Hampshire 27 Navigator Road Londonderry, NH 03053	Public	Educational enrichment through technology	7,667
COVER Home Repair, Inc. 158 South Main St. White River Junction, VT 05001	Public	Home repair & weatherization program	5,000
Friends of the Colonial PO Box 204 Bethlehem, NH 03574	Public	Capital campaign for the next century	25,000
Harbor Homes, Inc. 45 High St. Nashua, NH 03060	Public	Dedicated to capital expenditure	25,000
Manchester Choral Society 88 Hanover St. Manchester, NH 03101	Public	Masterworks Series	5,000
Mayhew Program PO Box 120 Bristol, NH 03222	Public	Extending year-round guidance	15,000
NH Association for the Blind 25 Walker St. Concord, NH 03301	Public	Beep Ball & Adaptive Sports Program	11,720
Merrimack Valley Day Care Service 19 Fruit St. Concord, NH 03301	Public	Capital Campaign	25,000
NH Center for Nonprofits 84 Silk Farm Rd. Concord, NH 03301	Public	General support	1,000
NH Center for Nonprofits 84 Silk Farm Rd. Concord, NH 03301	Public	Sustainability Programming Initiative	15,000
Opportunity Networks, Inc. 11 Caldwell Drive Amherst, NH 03031	Public	Motion sensory equipment for theater	10,000

SAMUEL P. HUNT FOUNDATION

December 31, 2016

FORM 990-PF

ID # 02-6004471**GRANTS & CONTRIBUTIONS PAID DURING THE YEAR**

<u>Name & Address of Recipient</u>	<u>Foundation Status of Recipient</u>	<u>Purpose of Grant or Contribution</u>	<u>Amount</u> \$
St. Kieran Community Center for the Arts 155 Emery St.. Berlin, NH 03570	Public	Historical building assessment	9,400
Webster House 135 Webster St. Manchester, NH 03104	Public	Laminate flooring	7,500
Children's Museum of NH 6 Washington St. Dover, NH 03820	Public	Operational funding	15,000
The Circle Program PO Box 815 Plymouth, NH 03264	Public	Industrial generator	3,500
Symphony NH 6 Church St. Nashua, NH 03060	Public	Expansion of educational programs	7,250
NH Farm Museum PO Box 644 Milton, NH 03851	Public	Foundation repairs	10,000
Alchemists Workshop PO Box 658 Henniker, NH 03242	Public	The Clown of God presentation	4,000
Families First of the Greater Seacoast 100 Campus Dr., Ste 12 Portsmouth, NH 03802	Public	Dental Equipment upgrades	6,000
Kismet Rock Foundation PO Box 1744 North Conway, NH 03860	Public	Support for 5 Manchester, NH students	5,000
MWV Habitat for Humanity 2 Common Court North Conway, NH 03860	Public	2017 house in Tamworth	11,250
Nature Conservancy of NH. 22 Bridge St., 4 th Floor Concord, NH 03301	Public	Enhancing our Flagship Preserves	5,000
NH Food Bank 215 Myrtle St. Manchester, NH 03104	Public	Purchase of essential equipment	13,080

SAMUEL P. HUNT FOUNDATION

December 31, 2016

FORM 990-PF

ID # 02-6004471**GRANTS & CONTRIBUTIONS PAID DURING THE YEAR**

<u>Name & Address of Recipient</u>	<u>Foundation Status of Recipient</u>	<u>Purpose of Grant or Contribution</u>	<u>Amount</u> \$
NH Public Radio 2 Pillsbury St., 6 th Floor Concord, NH 03301	Public	Tower replacement	30,000
Opera NH POB 3426 Manchester, NH 03105	Public	Production of LaTraviata	5,000
Northeast Wilderness Trust 17 State St., Ste 302 Montpelier, VT 05602	Public	Binney Hill Conservation project	25,000
UpReach Therapeutic Equestrian Center PO Box 355 Goffstown, NH 03045	Public	Used 2-horse trailer	5,000
Mountain Top Music Center PO Box 1228 Conway, NH 03818	Public	Restoration of the Majestic Theatre	<u>25,000</u>

TOTAL CONTRIBUTIONS PAID IN 2016**\$369,867**

SAMUEL P. HUNT FOUNDATION

December 31, 2016

FORM 990-PF

ID # 02-6004471**GRANTS & CONTRIBUTIONS APPROVED FOR FUTURE PAYMENT:**

<u>Name & Address of Recipient</u>	<u>Foundation Status of Recipient</u>	<u>Purpose of Grant or Contribution</u>	<u>Amount</u>
Boys & Girls Club of Souhegan Valley PO Box 916 Milford, NH 03055	Public	Facility Expansion	\$ 15,000
Castle Preservation Society PO Box 687 Moultonborough, NH 03254	Public	Castle roof restoration	50,000
Londonderry Trailways 2 Fiddler's Ridge Rd. Londonderry, NH 03053	Public	Rail Trail Crossing – phase 4	75,000
Trust for Public Land 3 Shipman Place Montpelier, VT 05602	Public	Page Pond Community Forest expansion	25,000
NH Center for Nonprofits 84 Silk Farm Rd. Concord, NH 03301	Public	Sustainability Programming Initiative.	<u>10,000</u>

TOTAL CONTRIBUTIONS APPROVED FOR FUTURE PAYMENT**\$ 175,000**

SAMUEL P. HUNT FOUNDATION

555 Canal Street- Suite 710
Manchester, New Hampshire 03101-1517

Trustees
Douglas A. McIninch
James C. Tyrie

Telephone
603-627-1121
Fax 603-627-2845
E-mail: FDTN555@aol.com

The Samuel P. Hunt Foundation was created in 1951 for general charitable purposes. **The Foundation has focused its grant making on New Hampshire-based nonprofit charitable entities which are 501 (c) (3) organizations formally registered with the NH Director of Charitable Trusts. Rare exceptions are made to this policy.**

A copy of the Grant Application accompanies this letter. In completing the Grant Application, your close attention is directed to the Organization Profile, and those responses relating to the registration and filing requirements of charitable entities. Inquiries about these registration requirements should be directed to the Charitable Trust Division of the Office of Attorney General, 33 Capitol Street, Concord, NH 03301-6397 (603-271-3591) (www.state.nh.us/nhdoj/CHARITABLE/).

In order that your time and the Trustees' time are efficiently used, you should understand that the Trustees often are called upon to review fifty or more applications at a time. Accordingly, brevity as well as clarity of purpose in describing the proposed grant will be highly regarded. A precise description of what will be purchased with the grant dollars is most important in the decision making process. Similarly, the future sustainability of the project funded by the proposed grant is of great significance. Thus, your attention is directed to Sections IV A through IV E of the Grant Application. Please verify that you are using the application form intended for use after September 20, 2016. Out of date forms may be rejected.

Grant Applications must be ***received by March 15 and September 15***. Three complete copies of the Grant Application packages with supporting materials should be provided to the Foundation. You should include a copy of your Tax Exempt Status Letter and **ONE** copy of the IRS Form 990. Please do not submit videotapes or CDs, documents or information in binders or notebooks. Delivery of Grant Applications by certified mail is inconvenient and should be avoided, as the office is not open on a full-time basis. All grant applicants will receive written notification of the application results within 90 days of the submission deadline. Successful grant applicants will be asked to complete and return a follow-up report one year after the grant is received

Very truly yours,

Douglas McIninch Trustee

9/20/16

NOTE: Guidelines and Grant Applications are available by e-mail

SAMUEL P. HUNT FOUNDATION - GRANT APPLICATION

(Please type your response)

I. APPLICANT ORGANIZATION PROFILE

Name

BOARD OF DIRECTORS

Address

President/Chair

VP/Chair

E-Mail

Treasurer

Phone ()

Fax: ()

Secretary

Contact Person

MEMBERS

Organization's Legal Status (Corp/LLC/NH Voluntary Association)

1

2

Year Founded

3

501 C (3) IRS Exemption Letter Date

4

Federal EIN

5

NH Dir. Of Charitable Trust Registration) #:

6

(See RSA 7: 19-32-b)

7

Tax Return Form 990 Filed w/IRS (Attach Copy)

☐ Y

☐ N

Annual Report (NHCT 2A) or IRS Form 990 filed with NH Director of Charitable Trusts. If yes, attach one copy.

☐ Y

☐ N

8.

Conflict of Interest Policy Adoption Date

9

II. SERVICE PROFILE

of registered members:

Staff (Full time)

(Part Time)

of people served in past 12 months

Compensation of 5 highest paid employees & position

Area of Service (Geographic)

Mere Reference to Tax Return Not Acceptable

National Affiliations

1)

\$

1

2)

\$

2

3)

\$

3

4)

\$

4

5)

\$

Description of services provided (Please be concise)

SAMUEL P. HUNT FOUNDATION – GRANT APPLICATION

(Continued)

III. APPLICATION GUIDELINES

Please provide a concise but detailed description of the project to be funded by this grant (Section IV A-E should accurately show how the grant will be invested, what goals will be accomplished and how the project will be sustained after the grant funds are expended). Three legible copies must be received **on or before** the deadlines of March 15 or September 15.

IV. GRANT REQUEST

Application for \$_____ (Please specify amount)

IV A. Project Description Please describe the specific project for which these funds are requested. Attach a proposed budget for this project showing how the grant will be spent, include a list of the project's expenses and revenues. Copies of third party bids and estimates should also be attached for all capital items. **FAILURE TO PROVIDE A WRITTEN BUDGET WILL RESULT IN INACTION ON YOUR GRANT REQUEST.**

IV B. Project Goals & Objectives: Please list the specific goals and objectives by which the success of this project may be measured after its completion.

SAMUEL P. HUNT FOUNDATION – GRANT APPLICATION

(Continued)

IV B. Project Goals & Objectives – Continued:

IV C. Please provide a written analysis of the financial sustainability of this project once the grant funds have been expended. Has the Board analyzed the project's long-term financial sustainability? ☐Y ☐N

IV D. Project Commencement Date:

Project Completion Date:

Total Project Budget. \$

Funds Received to Date: \$

Funds Pledged to Date: \$

Fundraising Commenced:

% of Board Solicited:

% of Membership Solicited:

Membership Contribution: \$

Board Contribution: \$

IV E. Outstanding Foundation Requests:

ENTITY	AMOUNT REQUESTED	AMOUNT GRANTED

SAMUEL P. HUNT FOUNDATION – GRANT APPLICATION

(Continued)

V. FUNDING HISTORY

Prior Hunt Requests

Date	Amount	Project: (Brief Description)	Granted	
			Y	N
			Y	N
			Y	N
			Y	N
			Y	N
			Y	N

VI. FINANCIAL SUMMARY OF APPLICANT

Last Fiscal Year (FY) Ended		Last FY Sources of Support	Amount	Percent
Last FY Expenditures	\$	Government Grants.	\$	%
Last FY Total Income	\$	Program Fees	\$	%
Operating Fund Balance at End of FY	\$	Endowment Income	\$	%
Current FY Operating Budget	\$	Other Earned Income	\$	%
Endowment- Today's Value	\$	Event Fundraising	\$	%
Debt	\$	Membership	\$	%
Dues to National	\$	United Way	\$	%
Real Estate Owned	\$	Contributions		
Equipment Owned	\$	- Business	\$	%
		- Individuals	\$	%
		- Foundations	\$	%
		TOTAL	\$	

SAMUEL P. HUNT FOUNDATION – GRANT APPLICATION

(Continued)

VII. CERTIFICATION

Are copies of audited financial statements routinely provided to your Board? ☐Y ☐N

Does the Board routinely receive photocopies of each endowment's bank and investment statements? ☐Y ☐N

Is your endowment spending in compliance with NH RSA 292-B? ☐Y ☐N

I certify that we have provided precise information concerning how the requested funds will be expended. **This organization is in compliance with the registration and reporting requirements of the NH Director of Charitable Trusts, the IRS and the NH Secretary State.** This grant request along with the application guidelines in Section III has been reviewed. Three copies of this application are being provided to Samuel P. Hunt Foundation office at 555 Canal Street, Suite 710, Manchester, NH 03101 **on or before** March 15 or September 15.

President/Chair (Signature)

Print or Type Name

Date

Executive Director (Signature)

Print or Type Name

Date

You will be informed of the Trustees' decisions within 90 days of the submission deadline.