



See a Social Security Number? Say Something!
Report Privacy Problems to <https://public.resource.org/privacy>
Or call the IRS Identity Theft Hotline at 1-800-908-4490



Return of Private Foundation

or Section 4947(a)(1) Trust Treated as Private Foundation

Do not enter social security numbers on this form as it may be made public.

Information about Form 990-PF and its separate instructions is at www.irs.gov/form990pf.

OMB No 1545-0052

2015

Open to Public Inspection

For calendar year 2015 or tax year beginning DEC 1, 2015, and ending NOV 30, 2016

Name of foundation
The Smith Family Foundation

Number and street (or P O box number if mail is not delivered to street address)
206 Wateree Avenue

City or town, state or province, country, and ZIP or foreign postal code
Columbia, SC 29205

Room/suite

A Employer identification number
91-2056433

B Telephone number
803-254-0542

C If exemption application is pending, check here ☐

D 1. Foreign organizations, check here ☐
2. Foreign organizations meeting the 85% test, check here and attach computation ☐

E If private foundation status was terminated under section 507(b)(1)(A), check here ☐

F If the foundation is in a 60-month termination under section 507(b)(1)(B), check here ☐

G Check all that apply: ☐ Initial return ☐ Initial return of a former public charity
☐ Final return ☐ Amended return
☐ Address change ☐ Name change

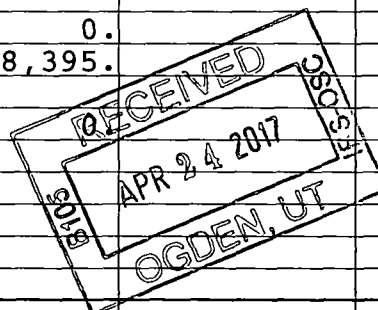
H Check type of organization: ☒ Section 501(c)(3) exempt private foundation
☐ Section 4947(a)(1) nonexempt charitable trust ☐ Other taxable private foundation

I Fair market value of all assets at end of year (from Part II, col (c), line 16)
\$ 898,957.

J Accounting method: ☒ Cash ☐ Accrual
☐ Other (specify) _____

(Part I, column (d) must be on cash basis)

Part I Analysis of Revenue and Expenses (The total of amounts in columns (b), (c), and (d) may not necessarily equal the amounts in column (a))		(a) Revenue and expenses per books	(b) Net investment income	(c) Adjusted net income	(d) Disbursements for charitable purposes (cash basis only)
1 Contributions, gifts, grants, etc., received				N/A	
2 Check <input checked="" type="checkbox"/> if the foundation is not required to attach Sch. B					
3 Interest on savings and temporary cash investments		78.	78.		Statement 1
4 Dividends and interest from securities		18,040.	18,040.		Statement 2
5a Gross rents					
b Net rental income or (loss)					
6a Net gain or (loss) from sale of assets not on line 10		10,132.			
b Gross sales price for all assets on line 6a		599,874.			
7 Capital gain net income (from Part IV, line 2)			10,132.		
8 Net short-term capital gain					
9 Income modifications					
10a Gross sales less returns and allowances					
b Less Cost of goods sold					
c Gross profit or (loss)					
11 Other income		153.	153.		Statement 3
12 Total. Add lines 1 through 11		28,403.	28,403.		
13 Compensation of officers, directors, trustees, etc		0.	0.		0.
14 Other employee salaries and wages					
15 Pension plans, employee benefits					
16a Legal fees					
b Accounting fees Stmt 4		2,509.	0.		2,509.
c Other professional fees Stmt 5		8,395.	8,395.		0.
17 Interest					
18 Taxes Stmt 6		64.			0.
19 Depreciation and depletion					
20 Occupancy					
21 Travel, conferences, and meetings					
22 Printing and publications					
23 Other expenses					
24 Total operating and administrative expenses Add lines 13 through 23		10,968.	8,395.		2,509.
25 Contributions, gifts, grants paid		28,500.			28,500.
26 Total expenses and disbursements. Add lines 24 and 25		39,468.	8,395.		31,009.
27 Subtract line 26 from line 12:					
a Excess of revenue over expenses and disbursements		<11,065.>			
b Net investment income (if negative, enter -0-)			20,008.		
c Adjusted net income (if negative, enter -0-)				N/A	



Part II Balance Sheets

Attached schedules and amounts in the description column should be for end-of-year amounts only

		Beginning of year	End of year	
		(a) Book Value	(b) Book Value	(c) Fair Market Value
Assets	1 Cash - non-interest-bearing		11,601.	11,601.
	2 Savings and temporary cash investments	18,964.	10,941.	10,941.
	3 Accounts receivable ▶			
	Less: allowance for doubtful accounts ▶			
	4 Pledges receivable ▶			
	Less: allowance for doubtful accounts ▶			
	5 Grants receivable			
	6 Receivables due from officers, directors, trustees, and other disqualified persons			
	7 Other notes and loans receivable ▶			
	Less: allowance for doubtful accounts ▶			
	8 Inventories for sale or use			
	9 Prepaid expenses and deferred charges			
	10a Investments - U.S. and state government obligations			
	b Investments - corporate stock			
	c Investments - corporate bonds			
	11 Investments - land, buildings, and equipment basis ▶			
Less: accumulated depreciation ▶				
12 Investments - mortgage loans				
13 Investments - other				
14 Land, buildings, and equipment: basis ▶				
Less: accumulated depreciation ▶				
15 Other assets (describe ▶ Securities)	804,024.	787,731.	876,415.	
16 Total assets (to be completed by all filers - see the instructions. Also, see page 1, item I)	822,988.	810,273.	898,957.	
Liabilities	17 Accounts payable and accrued expenses			
	18 Grants payable			
	19 Deferred revenue			
	20 Loans from officers, directors, trustees, and other disqualified persons			
	21 Mortgages and other notes payable			
	22 Other liabilities (describe ▶)			
	23 Total liabilities (add lines 17 through 22)	0.	0.	
Net Assets or Fund Balances	Foundations that follow SFAS 117, check here ▶ <input type="checkbox"/>			
	and complete lines 24 through 26 and lines 30 and 31			
	24 Unrestricted			
	25 Temporarily restricted			
	26 Permanently restricted			
	Foundations that do not follow SFAS 117, check here ▶ <input checked="" type="checkbox"/>			
	and complete lines 27 through 31			
	27 Capital stock, trust principal, or current funds	806,375.	804,725.	
	28 Paid-in or capital surplus, or land, bldg., and equipment fund	0.	0.	
29 Retained earnings, accumulated income, endowment, or other funds	16,613.	5,548.		
30 Total net assets or fund balances	822,988.	810,273.		
31 Total liabilities and net assets/fund balances	822,988.	810,273.		

Part III Analysis of Changes in Net Assets or Fund Balances

1 Total net assets or fund balances at beginning of year - Part II, column (a), line 30 (must agree with end-of-year figure reported on prior year's return)	1	822,988.
2 Enter amount from Part I, line 27a	2	<11,065.>
3 Other increases not included in line 2 (itemize) ▶	3	0.
4 Add lines 1, 2, and 3	4	811,923.
5 Decreases not included in line 2 (itemize) ▶ Cost Basis Adjustment	5	1,650.
6 Total net assets or fund balances at end of year (line 4 minus line 5) - Part II, column (b), line 30	6	810,273.

Form 990-PF (2015)

Part IV Capital Gains and Losses for Tax on Investment Income

(a) List and describe the kind(s) of property sold (e.g., real estate, 2-story brick warehouse; or common stock, 200 shs. MLC Co.)	(b) How acquired P - Purchase D - Donation	(c) Date acquired (mo., day, yr.)	(d) Date sold (mo., day, yr.)
1a US Trust I/M		Various	11/30/16
b US Trust I/M		Various	11/30/16
c Pfizer Class Action		Various	08/04/16
d Capital Gains Dividends			
e			

(e) Gross sales price	(f) Depreciation allowed (or allowable)	(g) Cost or other basis plus expense of sale	(h) Gain or (loss) (e) plus (f) minus (g)
a 205,987.		224,129.	<18,142.>
b 353,202.		365,613.	<12,411.>
c 10.			10.
d 40,675.			40,675.
e			

Complete only for assets showing gain in column (h) and owned by the foundation on 12/31/69

(i) F.M.V. as of 12/31/69	(j) Adjusted basis as of 12/31/69	(k) Excess of col. (i) over col. (j), if any	(l) Gains (Col. (h) gain minus col. (k), but not less than -0-) or Losses (from col. (h))
a			<18,142.>
b			<12,411.>
c			10.
d			40,675.
e			

2 Capital gain net income or (net capital loss)	<div> <div>If gain, also enter in Part I, line 7</div> <div>If (loss), enter -0- in Part I, line 7</div> </div>	2	10,132.
3 Net short-term capital gain or (loss) as defined in sections 1222(5) and (6):	<div> <div>If gain, also enter in Part I, line 8, column (c).</div> <div>If (loss), enter -0- in Part I, line 8</div> </div>	3	N/A

Part V Qualification Under Section 4940(e) for Reduced Tax on Net Investment Income

(For optional use by domestic private foundations subject to the section 4940(a) tax on net investment income.)

If section 4940(d)(2) applies, leave this part blank.

Was the foundation liable for the section 4942 tax on the distributable amount of any year in the base period?

☐ Yes ☒ No

If "Yes," the foundation does not qualify under section 4940(e). Do not complete this part.

1 Enter the appropriate amount in each column for each year; see the instructions before making any entries.

(a) Base period years Calendar year (or tax year beginning in)	(b) Adjusted qualifying distributions	(c) Net value of noncharitable-use assets	(d) Distribution ratio (col. (b) divided by col. (c))
2014	52,842.	965,656.	.054721
2013	61,612.	989,828.	.062245
2012	36,864.	938,613.	.039275
2011	47,608.	841,800.	.056555
2010	41,989.	927,003.	.045295

2 Total of line 1, column (d)	2	.258091
3 Average distribution ratio for the 5-year base period - divide the total on line 2 by 5, or by the number of years the foundation has been in existence if less than 5 years	3	.051618
4 Enter the net value of noncharitable-use assets for 2015 from Part X, line 5	4	885,822.
5 Multiply line 4 by line 3	5	45,724.
6 Enter 1% of net investment income (1% of Part I, line 27b)	6	200.
7 Add lines 5 and 6	7	45,924.
8 Enter qualifying distributions from Part XII, line 4	8	31,009.

If line 8 is equal to or greater than line 7, check the box in Part VI, line 1b, and complete that part using a 1% tax rate. See the Part VI instructions.

Part VI Excise Tax Based on Investment Income (Section 4940(a), 4940(b), 4940(e), or 4948 - see instructions)

1a Exempt operating foundations described in section 4940(d)(2), check here <input type="checkbox"/> and enter "N/A" on line 1. Date of ruling or determination letter: _____ (attach copy of letter if necessary-see instructions)			
b Domestic foundations that meet the section 4940(e) requirements in Part V, check here <input type="checkbox"/> and enter 1% of Part I, line 27b		1	400.
c All other domestic foundations enter 2% of line 27b. Exempt foreign organizations enter 4% of Part I, line 12, col. (b).			
2 Tax under section 511 (domestic section 4947(a)(1) trusts and taxable foundations only. Others enter -0-)		2	0.
3 Add lines 1 and 2		3	400.
4 Subtitle A (income) tax (domestic section 4947(a)(1) trusts and taxable foundations only. Others enter -0-)		4	0.
5 Tax based on investment income Subtract line 4 from line 3. If zero or less, enter -0-		5	400.
6 Credits/Payments:			
a 2015 estimated tax payments and 2014 overpayment credited to 2015	6a	400.	
b Exempt foreign organizations - tax withheld at source	6b		
c Tax paid with application for extension of time to file (Form 8868)	6c		
d Backup withholding erroneously withheld	6d		
7 Total credits and payments. Add lines 6a through 6d	7	400.	
8 Enter any penalty for underpayment of estimated tax. Check here <input type="checkbox"/> if Form 2220 is attached	8		
9 Tax due. If the total of lines 5 and 8 is more than line 7, enter amount owed	9	0.	
10 Overpayment. If line 7 is more than the total of lines 5 and 8, enter the amount overpaid	10		
11 Enter the amount of line 10 to be: Credited to 2016 estimated tax <input type="checkbox"/> Refunded <input type="checkbox"/>	11		

Part VII-A Statements Regarding Activities

	Yes	No
1a During the tax year, did the foundation attempt to influence any national, state, or local legislation or did it participate or intervene in any political campaign?		X
b Did it spend more than \$100 during the year (either directly or indirectly) for political purposes (see instructions for the definition)? If the answer is "Yes" to 1a or 1b, attach a detailed description of the activities and copies of any materials published or distributed by the foundation in connection with the activities		X
c Did the foundation file Form 1120-POL for this year?		X
d Enter the amount (if any) of tax on political expenditures (section 4955) imposed during the year: (1) On the foundation. \$ 0. (2) On foundation managers. \$ 0.		
e Enter the reimbursement (if any) paid by the foundation during the year for political expenditure tax imposed on foundation managers. \$ 0.		
2 Has the foundation engaged in any activities that have not previously been reported to the IRS? If "Yes," attach a detailed description of the activities.		X
3 Has the foundation made any changes, not previously reported to the IRS, in its governing instrument, articles of incorporation, or bylaws, or other similar instruments? If "Yes," attach a conformed copy of the changes		X
4a Did the foundation have unrelated business gross income of \$1,000 or more during the year?		X
b If "Yes," has it filed a tax return on Form 990-T for this year?		
5 Was there a liquidation, termination, dissolution, or substantial contraction during the year? If "Yes," attach the statement required by General Instruction T		X
6 Are the requirements of section 508(e) (relating to sections 4941 through 4945) satisfied either: • By language in the governing instrument, or • By state legislation that effectively amends the governing instrument so that no mandatory directions that conflict with the state law remain in the governing instrument?		X
7 Did the foundation have at least \$5,000 in assets at any time during the year? If "Yes," complete Part II, col. (c), and Part XV	X	
8a Enter the states to which the foundation reports or with which it is registered (see instructions) None		
b If the answer is "Yes" to line 7, has the foundation furnished a copy of Form 990-PF to the Attorney General (or designate) of each state as required by General Instruction G? If "No," attach explanation	X	
9 Is the foundation claiming status as a private operating foundation within the meaning of section 4942(j)(3) or 4942(j)(5) for calendar year 2015 or the taxable year beginning in 2015 (see instructions for Part XIV)? If "Yes," complete Part XIV		X
10 Did any persons become substantial contributors during the tax year? If "Yes," attach a schedule listing their names and addresses		X

N/A

Form 990-PF (2015)

Part VII-A Statements Regarding Activities (continued)

	Yes	No
11 At any time during the year, did the foundation, directly or indirectly, own a controlled entity within the meaning of section 512(b)(13)? If "Yes," attach schedule (see instructions)		X
12 Did the foundation make a distribution to a donor advised fund over which the foundation or a disqualified person had advisory privileges? If "Yes," attach statement (see instructions)		X
13 Did the foundation comply with the public inspection requirements for its annual returns and exemption application? Website address ► N/A	X	
14 The books are in care of ► Joel Smith, III Telephone no. ► 803-254-0542 Located at ► 206 Wateree Avenue, Columbia, SC ZIP+4 ► 29205		
15 Section 4947(a)(1) nonexempt charitable trusts filing Form 990-PF in lieu of Form 1041 - Check here and enter the amount of tax-exempt interest received or accrued during the year		
16 At any time during calendar year 2015, did the foundation have an interest in or a signature or other authority over a bank, securities, or other financial account in a foreign country? See the instructions for exceptions and filing requirements for FinCEN Form 114. If "Yes," enter the name of the foreign country ►		X

Part VII-B Statements Regarding Activities for Which Form 4720 May Be Required

File Form 4720 if any item is checked in the "Yes" column, unless an exception applies.

	Yes	No
1a During the year did the foundation (either directly or indirectly):		
(1) Engage in the sale or exchange, or leasing of property with a disqualified person?	<input type="checkbox"/> Yes <input checked="" type="checkbox"/> No	
(2) Borrow money from, lend money to, or otherwise extend credit to (or accept it from) a disqualified person?	<input type="checkbox"/> Yes <input checked="" type="checkbox"/> No	
(3) Furnish goods, services, or facilities to (or accept them from) a disqualified person?	<input type="checkbox"/> Yes <input checked="" type="checkbox"/> No	
(4) Pay compensation to, or pay or reimburse the expenses of, a disqualified person?	<input type="checkbox"/> Yes <input checked="" type="checkbox"/> No	
(5) Transfer any income or assets to a disqualified person (or make any of either available for the benefit or use of a disqualified person)?	<input type="checkbox"/> Yes <input checked="" type="checkbox"/> No	
(6) Agree to pay money or property to a government official? (Exception Check "No" if the foundation agreed to make a grant to or to employ the official for a period after termination of government service, if terminating within 90 days.)	<input type="checkbox"/> Yes <input checked="" type="checkbox"/> No	
b If any answer is "Yes" to 1a(1)-(6), did any of the acts fail to qualify under the exceptions described in Regulations section 53.4941(d)-3 or in a current notice regarding disaster assistance (see instructions)? Organizations relying on a current notice regarding disaster assistance check here	N/A	
c Did the foundation engage in a prior year in any of the acts described in 1a, other than excepted acts, that were not corrected before the first day of the tax year beginning in 2015?		X
2 Taxes on failure to distribute income (section 4942) (does not apply for years the foundation was a private operating foundation defined in section 4942(j)(3) or 4942(j)(5)):		
a At the end of tax year 2015, did the foundation have any undistributed income (lines 6d and 6e, Part XIII) for tax year(s) beginning before 2015? If "Yes," list the years ►	<input type="checkbox"/> Yes <input checked="" type="checkbox"/> No	
b Are there any years listed in 2a for which the foundation is not applying the provisions of section 4942(a)(2) (relating to incorrect valuation of assets) to the year's undistributed income? (If applying section 4942(a)(2) to all years listed, answer "No" and attach statement - see instructions.)	N/A	
c If the provisions of section 4942(a)(2) are being applied to any of the years listed in 2a, list the years here. ►		
3a Did the foundation hold more than a 2% direct or indirect interest in any business enterprise at any time during the year?	<input type="checkbox"/> Yes <input checked="" type="checkbox"/> No	
b If "Yes," did it have excess business holdings in 2015 as a result of (1) any purchase by the foundation or disqualified persons after May 26, 1969; (2) the lapse of the 5-year period (or longer period approved by the Commissioner under section 4943(c)(7)) to dispose of holdings acquired by gift or bequest; or (3) the lapse of the 10-, 15-, or 20-year first phase holding period? (Use Schedule C, Form 4720, to determine if the foundation had excess business holdings in 2015.)	N/A	
4a Did the foundation invest during the year any amount in a manner that would jeopardize its charitable purposes?		X
b Did the foundation make any investment in a prior year (but after December 31, 1969) that could jeopardize its charitable purpose that had not been removed from jeopardy before the first day of the tax year beginning in 2015?		X

Form 990-PF (2015)

Part VII-B Statements Regarding Activities for Which Form 4720 May Be Required (continued)**5a** During the year did the foundation pay or incur any amount to:

(1) Carry on propaganda, or otherwise attempt to influence legislation (section 4945(e))?

☐ Yes ☒ No

(2) Influence the outcome of any specific public election (see section 4955); or to carry on, directly or indirectly, any voter registration drive?

☐ Yes ☒ No

(3) Provide a grant to an individual for travel, study, or other similar purposes?

☐ Yes ☒ No

(4) Provide a grant to an organization other than a charitable, etc., organization described in section 4945(d)(4)(A)? (see instructions)

☐ Yes ☒ No

(5) Provide for any purpose other than religious, charitable, scientific, literary, or educational purposes, or for the prevention of cruelty to children or animals?

☐ Yes ☒ No**b** If any answer is "Yes" to 5a(1)-(5), did **any** of the transactions fail to qualify under the exceptions described in Regulations section 53.4945 or in a current notice regarding disaster assistance (see instructions)?

N/A

5b

Organizations relying on a current notice regarding disaster assistance check here

☒**c** If the answer is "Yes" to question 5a(4), does the foundation claim exemption from the tax because it maintained expenditure responsibility for the grant?

N/A

☐ Yes ☐ No

If "Yes," attach the statement required by Regulations section 53.4945-5(d)

6a Did the foundation, during the year, receive any funds, directly or indirectly, to pay premiums on a personal benefit contract?☐ Yes ☒ No**b** Did the foundation, during the year, pay premiums, directly or indirectly, on a personal benefit contract?

6b

X

If "Yes" to 6b, file Form 8870.

7a At any time during the tax year, was the foundation a party to a prohibited tax shelter transaction?☐ Yes ☒ No**b** If "Yes," did the foundation receive any proceeds or have any net income attributable to the transaction?

N/A

7b

Part VIII Information About Officers, Directors, Trustees, Foundation Managers, Highly Paid Employees, and Contractors**1** List all officers, directors, trustees, foundation managers and their compensation.

(a) Name and address	(b) Title, and average hours per week devoted to position	(c) Compensation (If not paid, enter -0-)	(d) Contributions to employee benefit plans and deferred compensation	(e) Expense account, other allowances

2 Compensation of five highest-paid employees (other than those included on line 1). If none, enter "NONE."

(a) Name and address of each employee paid more than \$50,000	(b) Title, and average hours per week devoted to position	(c) Compensation	(d) Contributions to employee benefit plans and deferred compensation	(e) Expense account, other allowances
NONE				

Total number of other employees paid over \$50,000

0

Form 990-PF (2015)

Part VIII Information About Officers, Directors, Trustees, Foundation Managers, Highly Paid Employees, and Contractors (continued)**3** Five highest-paid independent contractors for professional services. If none, enter "NONE."

(a) Name and address of each person paid more than \$50,000	(b) Type of service	(c) Compensation
NONE		

Total number of others receiving over \$50,000 for professional services

0

Part IX-A Summary of Direct Charitable Activities

List the foundation's four largest direct charitable activities during the tax year. Include relevant statistical information such as the number of organizations and other beneficiaries served, conferences convened, research papers produced, etc.

	Expenses
1 N/A	
2	
3	
4	

Part IX-B Summary of Program-Related Investments

Describe the two largest program-related investments made by the foundation during the tax year on lines 1 and 2.

	Amount
1 N/A	
2	
All other program-related investments. See instructions.	
3	

Total. Add lines 1 through 3

0.

Form 990-PF (2015)

Part X**Minimum Investment Return** (All domestic foundations must complete this part. Foreign foundations, see instructions)

1	Fair market value of assets not used (or held for use) directly in carrying out charitable, etc., purposes:		
a	Average monthly fair market value of securities	1a	841,824.
b	Average of monthly cash balances	1b	57,488.
c	Fair market value of all other assets	1c	
d	Total (add lines 1a, b, and c)	1d	899,312.
e	Reduction claimed for blockage or other factors reported on lines 1a and 1c (attach detailed explanation)	1e	0.
2	Acquisition indebtedness applicable to line 1 assets	2	0.
3	Subtract line 2 from line 1d	3	899,312.
4	Cash deemed held for charitable activities. Enter 1 1/2% of line 3 (for greater amount, see instructions)	4	13,490.
5	Net value of noncharitable-use assets. Subtract line 4 from line 3. Enter here and on Part V, line 4	5	885,822.
6	Minimum investment return. Enter 5% of line 5	6	44,291.

Part XI**Distributable Amount** (see instructions) (Section 4942(j)(3) and (j)(5) private operating foundations and certain foreign organizations check here ☐ and do not complete this part.)

1	Minimum investment return from Part X, line 6	1	44,291.
2a	Tax on investment income for 2015 from Part VI, line 5	2a	400.
b	Income tax for 2015. (This does not include the tax from Part VI.)	2b	
c	Add lines 2a and 2b	2c	400.
3	Distributable amount before adjustments. Subtract line 2c from line 1	3	43,891.
4	Recoveries of amounts treated as qualifying distributions	4	0.
5	Add lines 3 and 4	5	43,891.
6	Deduction from distributable amount (see instructions)	6	0.
7	Distributable amount as adjusted. Subtract line 6 from line 5. Enter here and on Part XIII, line 1	7	43,891.

Part XII**Qualifying Distributions** (see instructions)

1	Amounts paid (including administrative expenses) to accomplish charitable, etc., purposes:		
a	Expenses, contributions, gifts, etc. - total from Part I, column (d), line 26	1a	31,009.
b	Program-related investments - total from Part IX-B	1b	0.
2	Amounts paid to acquire assets used (or held for use) directly in carrying out charitable, etc., purposes	2	
3	Amounts set aside for specific charitable projects that satisfy the:		
a	Suitability test (prior IRS approval required)	3a	
b	Cash distribution test (attach the required schedule)	3b	
4	Qualifying distributions. Add lines 1a through 3b. Enter here and on Part V, line 8, and Part XIII, line 4	4	31,009.
5	Foundations that qualify under section 4940(e) for the reduced rate of tax on net investment income. Enter 1% of Part I, line 27b	5	0.
6	Adjusted qualifying distributions. Subtract line 5 from line 4	6	31,009.

Note. The amount on line 6 will be used in Part V, column (b), in subsequent years when calculating whether the foundation qualifies for the section 4940(e) reduction of tax in those years.

Form 990-PF (2015)

Part XIII Undistributed Income (see instructions)

	(a) Corpus	(b) Years prior to 2014	(c) 2014	(d) 2015
1 Distributable amount for 2015 from Part XI, line 7				43,891.
2 Undistributed income, if any, as of the end of 2015				
a Enter amount for 2014 only			26,149.	
b Total for prior years:		0.		
3 Excess distributions carryover, if any, to 2015:				
a From 2010				
b From 2011				
c From 2012				
d From 2013				
e From 2014				
f Total of lines 3a through e	0.			
4 Qualifying distributions for 2015 from Part XII, line 4: ▶ \$ 31,009.				
a Applied to 2014, but not more than line 2a			26,149.	
b Applied to undistributed income of prior years (Election required - see instructions)		0.		
c Treated as distributions out of corpus (Election required - see instructions)	0.			
d Applied to 2015 distributable amount				4,860.
e Remaining amount distributed out of corpus	0.			
5 Excess distributions carryover applied to 2015 (If an amount appears in column (d), the same amount must be shown in column (a).)	0.			0.
6 Enter the net total of each column as indicated below:				
a Corpus. Add lines 3f, 4c, and 4e. Subtract line 5	0.			
b Prior years' undistributed income. Subtract line 4b from line 2b		0.		
c Enter the amount of prior years' undistributed income for which a notice of deficiency has been issued, or on which the section 4942(a) tax has been previously assessed		0.		
d Subtract line 6c from line 6b. Taxable amount - see instructions		0.		
e Undistributed income for 2014. Subtract line 4a from line 2a. Taxable amount - see instr.			0.	
f Undistributed income for 2015. Subtract lines 4d and 5 from line 1. This amount must be distributed in 2016				39,031.
7 Amounts treated as distributions out of corpus to satisfy requirements imposed by section 170(b)(1)(F) or 4942(g)(3) (Election may be required - see instructions)	0.			
8 Excess distributions carryover from 2010 not applied on line 5 or line 7	0.			
9 Excess distributions carryover to 2016. Subtract lines 7 and 8 from line 6a	0.			
10 Analysis of line 9:				
a Excess from 2011				
b Excess from 2012				
c Excess from 2013				
d Excess from 2014				
e Excess from 2015				

Part XV Supplementary Information (continued)**3 Grants and Contributions Paid During the Year or Approved for Future Payment**

Recipient Name and address (home or business)	If recipient is an individual, show any relationship to any foundation manager or substantial contributor	Foundation status of recipient	Purpose of grant or contribution	Amount
a Paid during the year				
Achieve Columbia PO Box 50860 Columbia, SC 29250		Public	Charitable	2,500.
Church Health Center 1210 Peabody Avenue Memphis, TN 38104		Public	Charitable	1,000.
Columbia Museum of Art PO Box 2068 Columbia, SC 29202		Public	Charitable	5,000.
Communities In Schools PO Box 8884 Columbia, SC 29202		Public	Charitable	2,500.
Conservation Voters of South Carolina Education Fund (CVSC) 701 Whaley Street, Suite 207 Columbia, SC 29201		Public	Charitable	1,500.
Total	See continuation sheet(s)			28,500.
b Approved for future payment				
None				
Total				0.

Part XVII Information Regarding Transfers To and Transactions and Relationships With Noncharitable Exempt Organizations




- | | | Yes | No |
|----------|--|-------|----|
| 1 | Did the organization directly or indirectly engage in any of the following with any other organization described in section 501(c) of the Code (other than section 501(c)(3) organizations) or in section 527, relating to political organizations? | | |
| a | Transfers from the reporting foundation to a noncharitable exempt organization of: | | |
| | (1) Cash | 1a(1) | X |
| | (2) Other assets | 1a(2) | X |
| b | Other transactions: | | |
| | (1) Sales of assets to a noncharitable exempt organization | 1b(1) | X |
| | (2) Purchases of assets from a noncharitable exempt organization | 1b(2) | X |
| | (3) Rental of facilities, equipment, or other assets | 1b(3) | X |
| | (4) Reimbursement arrangements | 1b(4) | X |
| | (5) Loans or loan guarantees | 1b(5) | X |
| | (6) Performance of services or membership or fundraising solicitations | 1b(6) | X |
| c | Sharing of facilities, equipment, mailing lists, other assets, or paid employees | 1c | X |
| d | If the answer to any of the above is "Yes," complete the following schedule. Column (b) should always show the fair market value of the goods, other assets, or services given by the reporting foundation. If the foundation received less than fair market value in any transaction or sharing arrangement, show in column (d) the value of the goods, other assets, or services received. | | |

[illegible]

- 2a** Is the foundation directly or indirectly affiliated with, or related to, one or more tax-exempt organizations described in section 501(c) of the Code (other than section 501(c)(3)) or in section 527? ☐ Yes ☒ No
- b** If "Yes," complete the following schedule.

(a) Name of organization	(b) Type of organization	(c) Description of relationship
N/A		

Under penalties of perjury, I declare that I have examined this return, including accompanying schedules and statements, and to the best of my knowledge and belief, it is true, correct, and complete. Declaration of preparer (other than taxpayer) is based on all information of which preparer has any knowledge.

Sign Here   

Signature of officer or trustee _____ Date _____ Title _____

May the IRS discuss this return with the preparer shown below (see instr.)? ☒ Yes ☐ No

Paid Preparer Use Only	Print/Type preparer's name Robert D. Lyerly, JR.	Preparer's signature <i>Robert D. Lyerly</i>	Date 4-3-17	Check <input type="checkbox"/> if self-employed	PTIN P00863014
	Firm's name ▶ Nexsen Pruet			Firm's EIN ▶ 57-0386425	
	Firm's address ▶ 227 West Trade Street, Suite 1550 Charlotte, NC 28202			Phone no. 704-388-5324	

Part XV Supplementary Information**3 Grants and Contributions Paid During the Year (Continuation)**

Recipient Name and address (home or business)	If recipient is an individual, show any relationship to any foundation manager or substantial contributor	Foundation status of recipient	Purpose of grant or contribution	Amount
Conservation Voters of South Carolina Education Fund (CVSC) 701 Whaley Street, Suite 207 Columbia, SC 29201		Public	Charitable	2,500.
Levitt Shell Foundation 80 Monroe Ave, Suite 530 Memphis, TN 38103		Public	Charitable	2,000.
Memphis Athletic Ministries 2107 Ball Road Memphis, TN 38114		Public	Charitable	1,000.
Midlands Mediation Center PO Box 5942 Columbia, SC 29250		Public	Charitable	2,000.
Porter-Leath for Pinwheel Playroom 868 N. Manassas St. Memphis, TN 38107		Public	Charitable	3,500.
South Carolina Philharmonic 500 Taylor St., Suite 300 Columbia, SC 29201		Public	Charitable	2,500.
Women's Rights and Empowerment (WREN) 1501 Main Street Columbia, SC 29201		Public	Charitable	2,500.
Total from continuation sheets				16,000.

Form 990-PF Interest on Savings and Temporary Cash Investments Statement 1

Source	(a) Revenue Per Books	(b) Net Investment Income	(c) Adjusted Net Income
US Trust I/M	78.	78.	
Total to Part I, line 3	78.	78.	

Form 990-PF Dividends and Interest from Securities Statement 2

Source	Gross Amount	Capital Gains Dividends	(a) Revenue Per Books	(b) Net Invest- ment Income	(c) Adjusted Net Income
US Trust I/M	58,715.	40,675.	18,040.	18,040.	
To Part I, line 4	58,715.	40,675.	18,040.	18,040.	

Form 990-PF Other Income Statement 3

Description	(a) Revenue Per Books	(b) Net Invest- ment Income	(c) Adjusted Net Income
Return of capital	153.	153.	
Total to Form 990-PF, Part I, line 11	153.	153.	

Form 990-PF Accounting Fees Statement 4

Description	(a) Expenses Per Books	(b) Net Invest- ment Income	(c) Adjusted Net Income	(d) Charitable Purposes
Nexsen Pruet	2,509.	0.		2,509.
To Form 990-PF, Pg 1, ln 16b	2,509.	0.		2,509.

Form 990-PF	Other Professional Fees			Statement	5
Description	(a) Expenses Per Books	(b) Net Invest- ment Income	(c) Adjusted Net Income	(d) Charitable Purposes	
US Trust Agency Fees	8,395.	8,395.			0.
To Form 990-PF, Pg 1, ln 16c	8,395.	8,395.			0.

Form 990-PF	Taxes			Statement	6
Description	(a) Expenses Per Books	(b) Net Invest- ment Income	(c) Adjusted Net Income	(d) Charitable Purposes	
Foreign Tax	64.	0.			0.
To Form 990-PF, Pg 1, ln 18	64.	0.			0.

SETTLEMENT DATE

ASSET SUMMARY

AS OF 11/30/16

ACCOUNT
07-02-002-2797280

SMITH FAMILY FOUNDATION - COMB

PAGE 2

	FEDERAL TAX COST	MARKET VALUE	% OF ACCOUNT	CURRENT YIELD	EST ANNUAL INCOME
CASH AND CASH EQUIVALENTS					
MONEY MARKET FUNDS	22,323.24	22,323.24	2.484	0.179	39.95
FIXED INCOME					
MUTUAL FUNDS-FIXED	171,527.66	169,941.11	18.909	3.448	5,858.86
EQUITIES					
CONSUMER DISCRETIONARY	34,635.81	39,189.90	4.361	1.316	515.84
CONSUMER STAPLES	28,387.01	24,461.70	2.722	2.454	600.40
ENERGY	21,528.50	21,640.83	2.408	2.650	573.46
FINANCIALS	43,694.69	50,770.05	5.649	1.586	805.40
HEALTH CARE	43,691.00	40,330.06	4.487	1.850	745.92
INDUSTRIALS	30,746.06	33,999.20	3.783	2.370	805.83
INFORMATION TECHNOLOGY	47,790.65	59,736.66	6.647	1.294	772.90
MATERIALS	5,681.13	6,073.48	0.676	3.302	200.56
REAL ESTATE	5,799.70	5,580.23	0.621	4.022	224.44
TELECOMMUNICATION SERVICES	8,754.13	8,433.10	0.938	4.629	390.39
UTILITIES	4,308.15	4,191.60	0.466	3.026	126.84
MUTUAL FUNDS-EQUITY	147,789.88	194,210.76	21.609	0.642	1,246.41
OTHER EQUITIES	175,417.62	199,767.85	22.228	2.473	4,939.42
TOTAL EQUITIES	598,224.33	688,385.42	76.595	1.736	11,947.81
BALANCED FUNDS					
MUTUAL FUNDS-BALANCED	17,979.01	18,088.20	2.013	0.000	0.00
ACCOUNT TOTAL	810,054.24	898,737.97	100.000	1.986	17,846.62

BANK OF AMERICA C/A

219

219

Statement of Capital Gains and Losses From Sales
(Does not include capital gain distributions from mutual funds or CTF's - See Tax Transaction Detail)

Account Id: 020020188748

IM THE SMITH FAMILY FOUNDATION

Trust Year 12/1/2015 - 11/30/2016

Type	Description	Date	Shares	Price	Fed Cost	State Cost	Fed Gain	State Gain	(Type)
00203H859	AQR MANAGED FUTURES STRATEGY					020020188748			
Sold		04/20/16	828 05	8,346 71					
Acq		09/02/15	828 05	8,346 71	9,174 76	9,174 76	-828 05	-828 05	S
Note			Total for 4/20/2016		9,174 76	9,174 76	-828 05	-828 05	
00203H859	AQR MANAGED FUTURES STRATEGY					020020188748			
Sold		04/20/16	891 31	8,984 41					
Acq		03/17/16	891 31	8,984 41	9,082 45	9,082 45	-98 04	-98 04	S
Note			Total for 4/20/2016		9,082 45	9,082 45	-98 04	-98 04	
0075W0536	CBRE CLARION LONG/SHORT FUND					020020188748			
Sold		04/20/16	121 89	1,236 01					
Acq		11/24/14	121 89	1,236 01	1,326 21	1,326 21	-90 20	-90 20	L
Note			Total for 4/20/2016		1,326 21	1,326 21	-90 20	-90 20	
0075W0536	CBRE CLARION LONG/SHORT FUND					020020188748			
Sold		04/20/16	478 72	4,854 18					
Acq		10/16/13	478 72	4,854 18	4,852 50	4,852 50	1 68	1 68	L
Note			Total for 4/20/2016		4,852 50	4,852 50	1 68	1 68	
0075W0536	CBRE CLARION LONG/SHORT FUND					020020188748			
Sold		04/20/16	560 59	5,684 39					
Acq		03/17/16	560 59	5,684 39	5,667 57	5,667 57	16 82	16 82	S
Note			Total for 4/20/2016		5,667 57	5,667 57	16 82	16 82	
00773T101	ADVANSIX INC					020020188748			
Sold		10/05/16	1 2	17 60					
Acq		11/26/13	1 2	17 60	14 12	14 12	3 48	3 48	L
Note			Total for 10/5/2016		14 12	14 12	3 48	3 48	

Statement of Capital Gains and Losses From Sales
(Does not include capital gain distributions from mutual funds or CTF's - See Tax Transaction Detail)

Account Id: 020020188748

IM THE SMITH FAMILY FOUNDATION
Trust Year 12/1/2015 - 11/30/2016

Type	Description	Date	Shares	Price	Fed Cost	State Cost	Fed Gain	State Gain	(Type)
02079K107	ALPHABET INC					020020188748			
Sold		11/30/16	1	761 17					
Acq		04/20/16	1	761 17	753 22	753 22	7 95	7 95	S
Note			Total for 11/30/2016		753 22	753 22	7 95	7 95	
023135106	AMAZON COM INC					020020188748			
Sold		09/22/16	4	3,208 51					
Acq		04/20/16	4	3,208 51	2,528 90	2,528 90	679 61	679 61	S
Note			Total for 9/22/2016		2,528 90	2,528 90	679 61	679 61	
031162100	AMGEN INC					020020188748			
Sold		11/30/16	10	1,448 32					
Acq		04/20/16	10	1,448 32	1,630 15	1,630 15	-181 83	-181 83	S
Note			Total for 11/30/2016		1,630 15	1,630 15	-181 83	-181 83	
037833100	APPLE COMPUTER INC					020020188748			
Sold		09/22/16	41	4,692 95					
Acq		04/20/16	41	4,692 95	4,404 43	4,404 43	288 52	288 52	S
Note			Total for 9/22/2016		4,404 43	4,404 43	288 52	288 52	
04315J860	ARTIO GLOBAL HIGH INCOME FUND					020020188748			
Sold		01/04/16	1203 15	9,516 94					
Acq		11/24/14	1203 15	9,516 94	11,670 19	11,670 19	-2,153 25	-2,153 25	L
Note			Total for 1/4/2016		11,670 19	11,670 19	-2,153 25	-2,153 25	
04315J860	ARTIO GLOBAL HIGH INCOME FUND					020020188748			
Sold		01/04/16	518 7	4,102 93					
Acq		02/27/15	518 7	4,102 93	4,780 72	4,780 72	-677 79	-677 79	S
Note			Total for 1/4/2016		4,780 72	4,780 72	-677 79	-677 79	

Account Id: 020020188748

Type	Description	Date	Shares	Price	Fed Cost	State Cost	Fed Gain	State Gain	(Type)
126650100	CVS CORPORATION DEL				020020188748				
Sold	11/30/16		5	386.54					
Acq	04/20/16		5	386.54	514.53	514.53	-127.99	-127.99	S
Note			Total for 11/30/2016		514.53	514.53	-127.99	-127.99	
14040H105	CAPITAL ONE FINL CORP				020020188748				
Sold	04/20/16		6	451.70					
Acq	07/08/15		6	451.70	520.18	520.18	-68.48	-68.48	S
Note			Total for 4/20/2016		520.18	520.18	-68.48	-68.48	
14040H105	CAPITAL ONE FINL CORP				020020188748				
Sold	04/20/16		38	2,860.76					
Acq	04/08/15		38	2,860.76	3,047.16	3,047.16	-186.40	-186.40	L
Note			Total for 4/20/2016		3,047.16	3,047.16	-186.40	-186.40	
14040H105	CAPITAL ONE FINL CORP				020020188748				
Sold	04/20/16		6	451.70					
Acq	08/20/15		6	451.70	476.43	476.43	-24.73	-24.73	S
Note			Total for 4/20/2016		476.43	476.43	-24.73	-24.73	
17275R102	CISCO SYSTEM INC				020020188748				
Sold	11/30/16		14	418.31					
Acq	06/24/15		14	418.31	400.88	400.88	17.43	17.43	L
Note			Total for 11/30/2016		400.88	400.88	17.43	17.43	
19765J608	COLUMBIA FDS SER TR MID CAP INDEX				020020188748				
Sold	03/17/16		982.99	13,820.79					
Acq	11/27/09		982.99	13,820.79	8,630.62	8,630.62	5,190.17	5,190.17	L
Note			Total for 3/17/2016		8,630.62	8,630.62	5,190.17	5,190.17	

Account Id: 020020188748

Type	Description	Date	Shares	Price	Fed Cost	State Cost	Fed Gain	State Gain	(Type)
19765J814	COLUMBIA FDS SER TR SMALL CAP				020020188748				
Sold	03/17/16	682 93	13,836 21						
Acq	09/29/14	682 93	13,836 21	15,181 58	15,181 58	-1,345 37	-1,345 37	L	
Note		Total for 3/17/2016		15,181 58	15,181 58	-1,345 37	-1,345 37		
19765N245	COLUMBIA DIVIDEND INCOME CL Z				020020188748				
Sold	04/20/16	1599 53	29,463 29						
Acq	03/20/14	1599 53	29,463 29	29,639 23	29,639 23	-175 94	-175 94	L	
Note		Total for 4/20/2016		29,639 23	29,639 23	-175 94	-175 94		
233051200	DB X-TRACKERS MSCI EAFE HEDGED				020020188748				
Sold	05/17/16	375	9,590 75						
Acq	04/30/15	375	9,590 75	11,319 52	11,319 52	-1,728 77	-1,728 77	L	
Note		Total for 5/17/2016		11,319 52	11,319 52	-1,728 77	-1,728 77		
26875P101	EOG RES INC				020020188748				
Sold	04/20/16	18	1,425 65						
Acq	08/20/14	18	1,425 65	1,928 99	1,928 99	-503 34	-503 34	L	
Note		Total for 4/20/2016		1,928 99	1,928 99	-503 34	-503 34		
26875P101	EOG RES INC				020020188748				
Sold	04/20/16	13	1,029 64						
Acq	05/15/14	13	1,029 64	1,350 73	1,350 73	-321 09	-321 09	L	
Note		Total for 4/20/2016		1,350 73	1,350 73	-321 09	-321 09		
26875P101	EOG RES INC				020020188748				
Sold	11/30/16	6	615 07						
Acq	05/15/14	6	615 07	623 41	623 41	-8 34	-8 34	L	
Note		Total for 11/30/2016		623 41	623 41	-8 34	-8 34		

Statement of Capital Gains and Losses From Sales
(Does not include capital gain distributions from mutual funds or CTF's - See Tax Transaction Detail)

Account Id: 020020188748

IM THE SMITH FAMILY FOUNDATION
Trust Year 12/1/2015 - 11/30/2016

Type	Description	Date	Shares	Price	Fed Cost	State Cost	Fed Gain	State Gain	(Type)
30219G108	EXPRESS SCRIPTS HLDG CO				020020188748				
Sold	11/30/16		5	382.74					
Acq	04/20/16		5	382.74	367.38	367.38	15.36	15.36	S
Note			Total for 11/30/2016		367.38	367.38	15.36	15.36	
30303M102	FACEBOOK INC				020020188748				
Sold	09/22/16		16	2,081.63					
Acq	04/20/16		16	2,081.63	1,802.00	1,802.00	279.63	279.63	S
Note			Total for 9/22/2016		1,802.00	1,802.00	279.63	279.63	
30303M102	FACEBOOK INC				020020188748				
Sold	11/30/16		4	474.49					
Acq	04/20/16		4	474.49	450.50	450.50	23.99	23.99	S
Note			Total for 11/30/2016		450.50	450.50	23.99	23.99	
315807552	FIDELITY ADVISOR FLOATING RATE				020020188748				
Sold	03/17/16		1603.5	14,623.92					
Acq	10/16/13		1603.5	14,623.92	15,922.76	15,922.76	-1,298.84	-1,298.84	L
Note			Total for 3/17/2016		15,922.76	15,922.76	-1,298.84	-1,298.84	
31816Q101	FIREEYE INC				020020188748				
Sold	04/20/16		37	619.55					
Acq	06/26/14		37	619.55	1,423.50	1,423.50	-803.95	-803.95	L
Note			Total for 4/20/2016		1,423.50	1,423.50	-803.95	-803.95	
31816Q101	FIREEYE INC				020020188748				
Sold	04/20/16		15	251.17					
Acq	08/07/14		15	251.17	473.56	473.56	-222.39	-222.39	L
Note			Total for 4/20/2016		473.56	473.56	-222.39	-222.39	

Statement of Capital Gains and Losses From Sales
(Does not include capital gain distributions from mutual funds or CTF's - See Tax Transaction Detail)

Account Id: 020020188748

IM THE SMITH FAMILY FOUNDATION
Trust Year 12/1/2015 - 11/30/2016

Type	Description	Date	Shares	Price	Fed Cost	State Cost	Fed Gain	State Gain	(Type)
31816Q101	FIREEYE INC				020020188748				
Sold	04/20/16		15	251 17					
Acq	10/23/15		15	251 17	410 10	410 10	-158 93	-158 93	S
Note			Total for 4/20/2016		410 10	410 10	-158 93	-158 93	
31816Q101	FIREEYE INC				020020188748				
Sold	04/20/16		23	385 12					
Acq	12/29/15		23	385 12	485 24	485 24	-100 12	-100 12	S
Note			Total for 4/20/2016		485 24	485.24	-100 12	-100 12	
369550108	GENERAL DYNAMICS CORP				020022797272				
Sold	01/20/16		8	977 06					
Acq	06/03/15		8	977 06	1,129 38	1,129 38	-152 32	-152 32	S
Note			Total for 1/20/2016		1,129 38	1,129 38	-152 32	-152 32	
369550108	GENERAL DYNAMICS CORP				020022797272				
Sold	01/20/16		21	2,564 79					
Acq	02/11/15		21	2,564 79	2,877 16	2,877 16	-312 37	-312 37	S
Note			Total for 1/20/2016		2,877 16	2,877 16	-312 37	-312 37	
369550108	GENERAL DYNAMICS CORP				020020188748				
Sold	11/30/16		6	1,054 39					
Acq	04/20/16		6	1,054 39	821 49	821 49	232 90	232 90	S
Note			Total for 11/30/2016		821 49	821 49	232 90	232 90	
38145N220	GOLDMAN SACHS ABSOLUTE RETURN				020020188748				
Sold	03/17/16		706 64	6,253 78					
Acq	11/24/14		706 64	6,253 78	6,755 50	6,755 50	-501 72	-501 72	L
Note			Total for 3/17/2016		6,755 50	6,755 50	-501 72	-501 72	

Statement of Capital Gains and Losses From Sales
(Does not include capital gain distributions from mutual funds or CTF's - See Tax Transaction Detail)

Account Id: 020020188748

IM THE SMITH FAMILY FOUNDATION
Trust Year 12/1/2015 - 11/30/2016

Type	Description	Date	Shares	Price	Fed Cost	State Cost	Fed Gain	State Gain	(Type)
38145N220	GOLDMAN SACHS ABSOLUTE RETURN			020020188748					
Sold	03/17/16		2033 92	18,000 18					
Acq	09/23/11		2033 92	18,000 18	17,939 16	17,939 16	61 02	61 02	L
Note			Total for 3/17/2016		17,939 16	17,939 16	61 02	61 02	
427866108	HERSHEY FOODS CORP			020020188748					
Sold	05/02/16		33	3,079 07					
Acq	04/20/16		33	3,079 07	3,032 21	3,032 21	46 86	46 86	S
Note			Total for 5/2/2016		3,032 21	3,032 21	46 86	46 86	
437076102	HOME DEPOT INC			020020188748					
Sold	04/20/16		10	1,353 62					
Acq	11/26/13		10	1,353 62	807 95	807 95	545 67	545 67	L
Note			Total for 4/20/2016		807 95	807 95	545 67	545 67	
438516106	HONEYWELL INTL INC			020020188748					
Sold	04/20/16		3	345 73					
Acq	05/15/14		3	345 73	277 42	277 42	68 31	68 31	L
Note			Total for 4/20/2016		277 42	277 42	68 31	68 31	
438516106	HONEYWELL INTL INC			020020188748					
Sold	04/20/16		20	2,304 84					
Acq	11/26/13		20	2,304 84	1,778 90	1,778 90	525 94	525 94	L
Note			Total for 4/20/2016		1,778 90	1,778 90	525 94	525 94	
458140100	INTEL CORP			020020188748					
Sold	11/30/16		24	835 06					
Acq	04/20/16		24	835 06	770 61	770 61	64 45	64 45	S
Note			Total for 11/30/2016		770 61	770 61	64 45	64 45	

Account Id: 020020188748

IM THE SMITH FAMILY FOUNDATION
Trust Year 12/1/2015 - 11/30/2016

Type	Description	Date	Shares	Price	Fed Cost	State Cost	Fed Gain	State Gain	(Type)
464287234	ISHARES TR MSCI EMERGING MKTS				020020188748				
Sold	02/03/16		15	441 97					
Acq	02/12/13		15	441 97	661 21	661 21	-219 24	-219 24	L
Note			Total for 2/3/2016		661 21	661 21	-219 24	-219 24	
464287234	ISHARES TR MSCI EMERGING MKTS				020020188748				
Sold	02/03/16		139	4,095 57					
Acq	08/03/09		139	4,095 57	5,123 54	5,123 54	-1,027 97	-1,027 97	L
Note			Total for 2/3/2016		5,123 54	5,123 54	-1,027 97	-1,027 97	
464287234	ISHARES TR MSCI EMERGING MKTS				020020188748				
Sold	02/03/16		246	7,248 28					
Acq	06/29/09		246	7,248 28	8,022 06	8,022 06	-773 78	-773 78	L
Note			Total for 2/3/2016		8,022 06	8,022 06	-773 78	-773 78	
464287556	ISHARES TR NASDAQ BIOTECHNOLOGY				020020188748				
Sold	04/20/16		25	6,997 84					
Acq	11/26/13		25	6,997 84	5,583 38	5,583 38	1,414 46	1,414 46	L
Note			Total for 4/20/2016		5,583 38	5,583 38	1,414 46	1,414 46	
464288513	ISHARES TR IBOX \$ HIGH YIELD CORP				020020188748				
Sold	12/14/15		55	4,336 59					
Acq	12/16/14		55	4,336 59	4,761 83	4,761 83	-425 24	-425 24	S
Note			Total for 12/14/2015		4,761 83	4,761 83	-425 24	-425 24	
464288513	ISHARES TR IBOX \$ HIGH YIELD CORP				020020188748				
Sold	12/16/15		260	20,828 29					
Acq	12/16/14		260	20,828 29	22,510 49	22,510 49	-1,682 20	-1,682 20	S
Note			Total for 12/16/2015		22,510 49	22,510 49	-1,682 20	-1,682 20	

Account Id: 020020188748

Type	Description	Date	Shares	Price	Fed Cost	State Cost	Fed Gain	State Gain	(Type)
464288513	ISHARES TR IBOX \$ HIGH YIELD CORP				020020188748				
Sold	03/17/16		85	6,989.39					
Acq	12/16/14		85	6,989.39	7,359.20	7,359.20	-369.81	-369.81	L
Note			Total for 3/17/2016		7,359.20	7,359.20	-369.81	-369.81	
464288869	ISHARES TR RUSSELL MICROCAP INDEX				020020188748				
Sold	02/04/16		100	6,295.10					
Acq	04/30/14		100	6,295.10	7,261.19	7,261.19	-966.09	-966.09	L
Note			Total for 2/4/2016		7,261.19	7,261.19	-966.09	-966.09	
46434V704	ISHARES CURRENCY HEDGED MSCI				020020188748				
Sold	11/30/16		285	6,851.25					
Acq	01/04/16		285	6,851.25	6,799.68	6,799.68	51.57	51.57	S
Note			Total for 11/30/2016		6,799.68	6,799.68	51.57	51.57	
46625H100	JP MORGAN CHASE & CO				020020188748				
Sold	11/30/16		6	482.09					
Acq	04/20/16		6	482.09	385.23	385.23	96.86	96.86	S
Note			Total for 11/30/2016		385.23	385.23	96.86	96.86	
49456B101	KINDER MORGAN INC DEL				020022797272				
Sold	12/29/15		95	1,425.66					
Acq	02/11/15		95	1,425.66	3,921.03	3,921.03	-2,495.37	-2,495.37	S
Note			Total for 12/29/2015		3,921.03	3,921.03	-2,495.37	-2,495.37	
49456B101	KINDER MORGAN INC DEL				020020188748				
Sold	01/07/16		250	3,694.93					
Acq	09/02/15		250	3,694.93	7,743.20	7,743.20	-4,048.27	-4,048.27	S
Note			Total for 1/7/2016		7,743.20	7,743.20	-4,048.27	-4,048.27	

Account Id: 020020188748

Type	Description	Date	Shares	Price	Fed Cost	State Cost	Fed Gain	State Gain	(Type)
501044101	KROGER CO					020020188748			
Sold	11/30/16		7	227.18					
Acq	04/20/16		7	227.18	259.60	259.60	-32.42	-32.42	S
Note			Total for 11/30/2016		259.60	259.60	-32.42	-32.42	
517834107	LAS VEGAS SANDS CORP					020020188748			
Sold	04/20/16		57	2,972.76					
Acq	03/20/14		57	2,972.76	4,646.51	4,646.51	-1,673.75	-1,673.75	L
Note			Total for 4/20/2016		4,646.51	4,646.51	-1,673.75	-1,673.75	
517834107	LAS VEGAS SANDS CORP					020020188748			
Sold	04/20/16		3	156.46					
Acq	05/15/14		3	156.46	221.65	221.65	-65.19	-65.19	L
Note			Total for 4/20/2016		221.65	221.65	-65.19	-65.19	
517834107	LAS VEGAS SANDS CORP					020020188748			
Sold	04/20/16		13	678.00					
Acq	05/16/14		13	678.00	942.39	942.39	-264.39	-264.39	L
Note			Total for 4/20/2016		942.39	942.39	-264.39	-264.39	
517834107	LAS VEGAS SANDS CORP					020020188748			
Sold	04/20/16		8	417.23					
Acq	05/18/15		8	417.23	405.42	405.42	11.81	11.81	S
Note			Total for 4/20/2016		405.42	405.42	11.81	11.81	
61166W101	MONSANTO CO NEW					020020188748			
Sold	04/20/16		1	93.22					
Acq	05/15/14		1	93.22	116.93	116.93	-23.71	-23.71	L
Note			Total for 4/20/2016		116.93	116.93	-23.71	-23.71	

Statement of Capital Gains and Losses From Sales
(Does not include capital gain distributions from mutual funds or CTF's - See Tax Transaction Detail)

Account Id: 020020188748

IM THE SMITH FAMILY FOUNDATION
Trust Year 12/1/2015 - 11/30/2016

Type	Description	Date	Shares	Price	Fed Cost	State Cost	Fed Gain	State Gain	(Type)
61166W101	MONSANTO CO NEW				020020188748				
Sold	04/20/16		20	1,864.46					
Acq	11/26/13		20	1,864.46	2,279.10	2,279.10	-414.64	-414.64	L
Note			Total for 4/20/2016		2,279.10	2,279.10	-414.64	-414.64	
61166W101	MONSANTO CO NEW				020020188748				
Sold	04/20/16		8	745.78					
Acq	03/20/14		8	745.78	911.24	911.24	-165.46	-165.46	L
Note			Total for 4/20/2016		911.24	911.24	-165.46	-165.46	
61166W101	MONSANTO CO NEW				020020188748				
Sold	04/20/16		5	466.12					
Acq	01/09/14		5	466.12	559.68	559.68	-93.56	-93.56	L
Note			Total for 4/20/2016		559.68	559.68	-93.56	-93.56	
63872T885	NATIXIS FDS TR II				020020188748				
Sold	03/17/16		2574.77	25,129.76					
Acq	09/02/15		2574.77	25,129.76	27,524.29	27,524.29	-2,394.53	-2,394.53	S
Note			Total for 3/17/2016		27,524.29	27,524.29	-2,394.53	-2,394.53	
654106103	NIKE INC CLASS B				020020188748				
Sold	04/20/16		70	4,177.86					
Acq	11/26/13		70	4,177.86	2,794.93	2,794.93	1,382.93	1,382.93	L
Note			Total for 4/20/2016		2,794.93	2,794.93	1,382.93	1,382.93	
654106103	NIKE INC CLASS B				020020188748				
Sold	04/20/16		44	2,626.08					
Acq	03/20/14		44	2,626.08	1,735.76	1,735.76	890.32	890.32	L
Note			Total for 4/20/2016		1,735.76	1,735.76	890.32	890.32	

Account Id: 020020188748

Type	Description	Date	Shares	Price	Fed Cost	State Cost	Fed Gain	State Gain	(Type)
654106103	NIKE INC CLASS B				020020188748				
Sold	04/20/16		6	358 10					
Acq	05/15/14		6	358 10	220 66	220 66	137 44	137 44	L
Note			Total for 4/20/2016		220 66	220 66	137 44	137 44	
666807102	NORTHROP GRUMMAN CORP				020020188748				
Sold	04/20/16		18	3,635 11					
Acq	02/11/15		18	3,635 11	2,994 44	2,994 44	640 67	640 67	L
Note			Total for 4/20/2016		2,994 44	2,994 44	640 67	640 67	
666807102	NORTHROP GRUMMAN CORP				020020188748				
Sold	04/20/16		6	1,211 70					
Acq	06/03/15		6	1,211 70	964 81	964 81	246 89	246 89	S
Note			Total for 4/20/2016		964 81	964 81	246 89	246 89	
66987V109	NOVARTIS AG SPONSORED ADR				020022797272				
Sold	12/11/15		10	844 00					
Acq	09/02/15		10	844 00	950 29	950 29	-106 29	-106 29	S
Note			Total for 12/11/2015		950 29	950 29	-106 29	-106 29	
693390882	PIMCO FOREIGN FD		#103		020020188748				
Sold	03/17/16		458 46	4,644 23					
Acq	11/24/14		458 46	4,644 23	5,143 96	5,143 96	-499 73	-499 73	L
Note			Total for 3/17/2016		5,143 96	5,143 96	-499 73	-499 73	
693390882	PIMCO FOREIGN FD		#103		020020188748				
Sold	03/17/16		243 27	2,464 35					
Acq	09/10/14		243 27	2,464 35	2,697 89	2,697 89	-233 54	-233 54	L
Note			Total for 3/17/2016		2,697 89	2,697 89	-233 54	-233 54	

Account Id: 020020188748

Type	Description	Date	Shares	Price	Fed Cost	State Cost	Fed Gain	State Gain	(Type)
693475105	PNC BANK CORP				020020188748				
Sold	04/20/16	41	3,594.59						
Acq	07/02/14	41	3,594.59	3,647.20	3,647.20	-52.61	-52.61	L	
Note		Total for 4/20/2016			3,647.20	3,647.20	-52.61	-52.61	
693475105	PNC BANK CORP				020020188748				
Sold	04/20/16	23	2,016.48						
Acq	07/25/14	23	2,016.48	1,946.93	1,946.93	69.55	69.55	L	
Note		Total for 4/20/2016			1,946.93	1,946.93	69.55	69.55	
697435105	PALO ALTO NETWORKS INC				020020188748				
Sold	04/20/16	6	839.89						
Acq	10/23/15	6	839.89	955.61	955.61	-115.72	-115.72	S	
Note		Total for 4/20/2016			955.61	955.61	-115.72	-115.72	
697435105	PALO ALTO NETWORKS INC				020020188748				
Sold	04/20/16	18	2,519.67						
Acq	06/26/14	18	2,519.67	1,457.40	1,457.40	1,062.27	1,062.27	L	
Note		Total for 4/20/2016			1,457.40	1,457.40	1,062.27	1,062.27	
713448108	PEPSICO INC				020020188748				
Sold	04/20/16	16	1,640.84						
Acq	11/26/13	16	1,640.84	1,358.00	1,358.00	282.84	282.84	L	
Note		Total for 4/20/2016			1,358.00	1,358.00	282.84	282.84	
713448108	PEPSICO INC				020020188748				
Sold	04/20/16	8	820.42						
Acq	01/09/14	8	820.42	662.12	662.12	158.30	158.30	L	
Note		Total for 4/20/2016			662.12	662.12	158.30	158.30	

Account Id: 020020188748

Type	Description	Date	Shares	Price	Fed Cost	State Cost	Fed Gain	State Gain	(Type)
713448108	PEPSICO INC				020020188748				
Sold	04/20/16		23	2,358.71					
Acq	03/20/14		23	2,358.71	1,878.17	1,878.17	480.54	480.54	L
Note			Total for 4/20/2016		1,878.17	1,878.17	480.54	480.54	
72201P175	PIMCO COMMODITIESPLUS STRATEGY				020020188748				
Sold	01/04/16		1119.92	6,013.97					
Acq	09/02/15		1119.92	6,013.97	7,223.48	7,223.48	-1,209.51	-1,209.51	S
Note			Total for 1/4/2016		7,223.48	7,223.48	-1,209.51	-1,209.51	
74925K581	ROBECO BOSTON PARTNERS LONG/				020020188748				
Sold	09/22/16		384.12	5,838.57					
Acq	11/24/14		384.12	5,838.57	5,892.34	5,892.34	-53.77	-53.77	L
Note			Total for 9/22/2016		5,892.34	5,892.34	-53.77	-53.77	
74925K581	ROBECO BOSTON PARTNERS LONG/				020020188748				
Sold	09/22/16		23.1	351.07					
Acq	09/02/15		23.1	351.07	348.76	348.76	2.31	2.31	L
Note			Total for 9/22/2016		348.76	348.76	2.31	2.31	
74925K581	ROBECO BOSTON PARTNERS LONG/				020020188748				
Sold	11/30/16		219.36	3,380.32					
Acq	09/02/15		219.36	3,380.32	3,312.32	3,312.32	68.00	68.00	L
Note			Total for 11/30/2016		3,312.32	3,312.32	68.00	68.00	
74925K581	ROBECO BOSTON PARTNERS LONG/				020020188748				
Sold	11/30/16		735.71	11,337.28					
Acq	03/17/16		735.71	11,337.28	10,859.07	10,859.07	478.21	478.21	S
Note			Total for 11/30/2016		10,859.07	10,859.07	478.21	478.21	

Account Id: 020020188748

IM THE SMITH FAMILY FOUNDATION

Trust Year 12/1/2015 - 11/30/2016

Type	Description	Date	Shares	Price	Fed Cost	State Cost	Fed Gain	State Gain	(Type)
74925K581	ROBECO BOSTON PARTNERS LONG/					020020188748			
Sold	11/30/16		1414 25	21,793 51					
Acq	10/16/13		1414 25	21,793 51	19,474 16	19,474 16	2,319 35	2,319 35	L
Note			Total for 11/30/2016		19,474 16	19,474 16	2,319 35	2,319 35	
755111507	RAYTHEON CO NEW					020020188748			
Sold	11/30/16		5	749 36					
Acq	04/20/16		5	749 36	631 08	631 08	118 28	118 28	S
Note			Total for 11/30/2016		631 08	631 08	118 28	118 28	
78464A888	SPDR SER TR S&P HOMEBUILDERS ETF					020020188748			
Sold	04/20/16		14	487 86					
Acq	06/24/15		14	487 86	524 01	524 01	-36 15	-36 15	S
Note			Total for 4/20/2016		524 01	524 01	-36 15	-36 15	
78464A888	SPDR SER TR S&P HOMEBUILDERS ETF					020020188748			
Sold	04/20/16		26	906 04					
Acq	10/02/15		26	906 04	891 66	891 66	14 38	14 38	S
Note			Total for 4/20/2016		891.66	891 66	14 38	14 38	
78464A888	SPDR SER TR S&P HOMEBUILDERS ETF					020020188748			
Sold	04/20/16		57	1,986 31					
Acq	01/23/15		57	1,986 31	1,930 02	1,930 02	56 29	56 29	L
Note			Total for 4/20/2016		1,930 02	1,930 02	56 29	56 29	
78464A888	SPDR SER TR S&P HOMEBUILDERS ETF					020020188748			
Sold	04/20/16		54	1,881 76					
Acq	01/15/15		54	1,881 76	1,785 21	1,785 21	96 55	96 55	L
Note			Total for 4/20/2016		1,785 21	1,785 21	96 55	96 55	

Account Id: 020020188748

Type	Description	Date	Shares	Price	Fed Cost	State Cost	Fed Gain	State Gain	(Type)
81369Y605	SECTOR SPDR TR SHS BEN				020020188748				
Sold	04/20/16	10	235 09						
Acq	05/15/14	10	235 09	218 95	218 95	16 14	16 14	L	
Note		Total for 4/20/2016		218 95	218 95	16 14	16 14		
81369Y605	SECTOR SPDR TR SHS BEN				020020188748				
Sold	04/20/16	230	5,407 18						
Acq	11/26/13	230	5,407 18	4,966 69	4,966 69	440 49	440 49	L	
Note		Total for 4/20/2016		4,966 69	4,966 69	440 49	440 49		
883556102	THERMO ELECTRON CORP				020020188748				
Sold	04/20/16	7	1,026 00						
Acq	03/26/15	7	1,026 00	933 87	933 87	92 13	92 13	L	
Note		Total for 4/20/2016		933 87	933 87	92 13	92 13		
883556102	THERMO ELECTRON CORP				020020188748				
Sold	04/20/16	15	2,198 58						
Acq	07/25/14	15	2,198 58	1,877 57	1,877 57	321 01	321 01	L	
Note		Total for 4/20/2016		1,877 57	1,877 57	321 01	321 01		
883556102	THERMO ELECTRON CORP				020020188748				
Sold	04/20/16	15	2,198 57						
Acq	05/15/14	15	2,198 57	1,751 62	1,751 62	446 95	446 95	L	
Note		Total for 4/20/2016		1,751 62	1,751 62	446 95	446 95		
904311107	UNDER ARMOUR INC CL A				020020188748				
Sold	11/30/16	74	2,276 12						
Acq	04/20/16	74	2,276 12	3,246 75	3,246 75	-970 63	-970 63	S	
Note		Total for 11/30/2016		3,246 75	3,246 75	-970 63	-970 63		

Account Id: 020020188748

Trust Year 12/1/2015 - 11/30/2016

Type	Description	Date	Shares	Price	Fed Cost	State Cost	Fed Gain	State Gain	(Type)
907818108	UNION PACIFIC CORP				020020188748				
Sold	04/20/16	16	1,342.29						
Acq	03/20/14	16	1,342.29	1,504.34	1,504.34	-162.05	-162.05	L	
Note		Total for 4/20/2016		1,504.34	1,504.34	-162.05	-162.05		
907818108	UNION PACIFIC CORP				020020188748				
Sold	04/20/16	40	3,355.72						
Acq	11/26/13	40	3,355.72	3,245.10	3,245.10	110.62	110.62	L	
Note		Total for 4/20/2016		3,245.10	3,245.10	110.62	110.62		
918204108	V F CORP				020020188748				
Sold	09/22/16	36	2,052.49						
Acq	04/20/16	36	2,052.49	2,333.70	2,333.70	-281.21	-281.21	S	
Note		Total for 9/22/2016		2,333.70	2,333.70	-281.21	-281.21		
918204108	V F CORP				020020188748				
Sold	11/30/16	71	3,872.92						
Acq	04/20/16	71	3,872.92	4,602.58	4,602.58	-729.66	-729.66	S	
Note		Total for 11/30/2016		4,602.58	4,602.58	-729.66	-729.66		
92646A666	VICTORY LARGE CAP GROWTH FUND				020020188748				
Sold	04/20/16	389.53	5,130.15						
Acq	09/26/12	389.53	5,130.15	6,372.76	6,372.76	-1,242.61	-1,242.61	L	
Note		Total for 4/20/2016		6,372.76	6,372.76	-1,242.61	-1,242.61		
92646A666	VICTORY LARGE CAP GROWTH FUND				020020188748				
Sold	04/20/16	4785.79	63,028.89						
Acq	07/05/12	4785.79	63,028.89	75,519.82	75,519.82	-12,490.93	-12,490.93	L	
Note		Total for 4/20/2016		75,519.82	75,519.82	-12,490.93	-12,490.93		

Account Id: 020020188748

Trust Year 12/1/2015 - 11/30/2016

Type	Description	Date	Shares	Price	Fed Cost	State Cost	Fed Gain	State Gain	(Type)
92826C839	VISA INC CL A				020020188748				
Sold		04/20/16	40	3,254.92					
Acq		03/20/14	40	3,254.92	2,216.15	2,216.15	1,038.77	1,038.77	L
Note			Total for 4/20/2016		2,216.15	2,216.15	1,038.77	1,038.77	
92826C839	VISA INC CL A				020020188748				
Sold		04/20/16	4	325.50					
Acq		05/15/14	4	325.50	209.26	209.26	116.24	116.24	L
Note			Total for 4/20/2016		209.26	209.26	116.24	116.24	
92826C839	VISA INC CL A				020020188748				
Sold		04/20/16	1	81.37					
Acq		11/26/13	1	81.37	50.89	50.89	30.48	30.48	L
Note			Total for 4/20/2016		50.89	50.89	30.48	30.48	
949746101	WELLS FARGO & CO (NEW)				020020188748				
Sold		09/22/16	65	2,989.61					
Acq		04/20/16	65	2,989.61	3,280.23	3,280.23	-290.62	-290.62	S
Note			Total for 9/22/2016		3,280.23	3,280.23	-290.62	-290.62	
949746101	WELLS FARGO & CO (NEW)				020020188748				
Sold		09/22/16	52	2,391.68					
Acq		03/20/14	52	2,391.68	2,549.25	2,549.25	-157.57	-157.57	L
Note			Total for 9/22/2016		2,549.25	2,549.25	-157.57	-157.57	
949746101	WELLS FARGO & CO (NEW)				020020188748				
Sold		11/30/16	12	636.90					
Acq		03/20/14	12	636.90	588.29	588.29	48.61	48.61	L
Note			Total for 11/30/2016		588.29	588.29	48.61	48.61	

Account Id: 020020188748

Type	Description	Date	Shares	Price	Fed Cost	State Cost	Fed Gain	State Gain	(Type)
949746101	WELLS FARGO & CO (NEW)				020020188748				
Sold	11/30/16		1	53 07					
Acq	11/26/13		1	53 07	44 52	44 52	8 55	8 55	L
Note			Total for 11/30/2016		44 52	44 52	8 55	8 55	
98310W108	WYNDHAM WORLDWIDE CORP				020022797272				
Sold	12/29/15		22	1,617 79					
Acq	11/26/13		22	1,617 79	1,577 73	1,577 73	40 06	40 06	L
Note			Total for 12/29/2015		1,577 73	1,577 73	40 06	40 06	
G0177J108	ALLERGAN PLC				020020188748				
Sold	04/20/16		4	913 24					
Acq	11/20/15		4	913 24	1,252 88	1,252 88	-339 64	-339 64	S
Note			Total for 4/20/2016		1,252 88	1,252 88	-339 64	-339 64	
G0177J108	ALLERGAN PLC				020020188748				
Sold	04/20/16		1	228 31					
Acq	11/06/15		1	228 31	302 59	302 59	-74 28	-74 28	S
Note			Total for 4/20/2016		302 59	302 59	-74 28	-74 28	
G0177J108	ALLERGAN PLC				020020188748				
Sold	04/20/16		3	684 93					
Acq	12/11/15		3	684 93	905 28	905 28	-220 35	-220 35	S
Note			Total for 4/20/2016		905 28	905 28	-220 35	-220 35	
G0177J108	ALLERGAN PLC				020020188748				
Sold	04/20/16		2	456 62					
Acq	01/11/16		2	456 62	595 49	595 49	-138 87	-138 87	S
Note			Total for 4/20/2016		595 49	595 49	-138 87	-138 87	

Account Id: 020020188748

Type	Description	Date	Shares	Price	Fed Cost	State Cost	Fed Gain	State Gain	(Type)
G0177J108	ALLERGAN PLC					020020188748			
Sold		04/20/16	3	684.93					
Acq		09/02/15	3	684.93	884.97	884.97	-200.04	-200.04	S
Note			Total for 4/20/2016		884.97	884.97	-200.04	-200.04	
G0177J108	ALLERGAN PLC					020020188748			
Sold		04/20/16	3	684.93					
Acq		10/02/15	3	684.93	845.70	845.70	-160.77	-160.77	S
Note			Total for 4/20/2016		845.70	845.70	-160.77	-160.77	
G0177J108	ALLERGAN PLC					020020188748			
Sold		04/20/16	1	228.31					
Acq		01/29/16	1	228.31	281.83	281.83	-53.52	-53.52	S
Note			Total for 4/20/2016		281.83	281.83	-53.52	-53.52	
G0177J108	ALLERGAN PLC					020020188748			
Sold		04/20/16	2	456.62					
Acq		10/06/15	2	456.62	535.05	535.05	-78.43	-78.43	S
Note			Total for 4/20/2016		535.05	535.05	-78.43	-78.43	
G0177J108	ALLERGAN PLC					020020188748			
Sold		04/20/16	2	456.62					
Acq		10/20/15	2	456.62	521.15	521.15	-64.53	-64.53	S
Note			Total for 4/20/2016		521.15	521.15	-64.53	-64.53	
G0177J108	ALLERGAN PLC					020020188748			
Sold		04/20/16	2	456.61					
Acq		10/22/15	2	456.61	507.10	507.10	-50.49	-50.49	S
Note			Total for 4/20/2016		507.10	507.10	-50.49	-50.49	

Account Id: 020020188748

Type	Description	Date	Shares	Price	Fed Cost	State Cost	Fed Gain	State Gain	(Type)
G5960L103	MEDTRONIC PLC				020020188748				
Sold	04/20/16	11	865.96						
Acq	03/26/15	11	865.96	841.37	841.37	24.59	24.59	L	
Note		Total for 4/20/2016			841.37	841.37	24.59	24.59	
G5960L103	MEDTRONIC PLC				020020188748				
Sold	04/20/16	51	4,014.88						
Acq	01/26/15	51	4,014.88	3,886.74	3,886.74	128.14	128.14	L	
Note		Total for 4/20/2016			3,886.74	3,886.74	128.14	128.14	
G5960L103	MEDTRONIC PLC				020020188748				
Sold	04/20/16	13	1,023.40						
Acq	02/02/15	13	1,023.40	926.32	926.32	97.08	97.08	L	
Note		Total for 4/20/2016			926.32	926.32	97.08	97.08	
N53745100	LYONDELLBASELL INDUSTRIES NV				020020188748				
Sold	04/20/16	1	90.29						
Acq	05/15/14	1	90.29	96.20	96.20	-5.91	-5.91	L	
Note		Total for 4/20/2016			96.20	96.20	-5.91	-5.91	
N53745100	LYONDELLBASELL INDUSTRIES NV				020020188748				
Sold	04/20/16	18	1,625.27						
Acq	03/20/14	18	1,625.27	1,624.41	1,624.41	0.86	0.86	L	
Note		Total for 4/20/2016			1,624.41	1,624.41	0.86	0.86	
N53745100	LYONDELLBASELL INDUSTRIES NV				020020188748				
Sold	04/20/16	10	902.93						
Acq	10/27/14	10	902.93	869.22	869.22	33.71	33.71	L	
Note		Total for 4/20/2016			869.22	869.22	33.71	33.71	

Statement of Capital Gains and Losses From Sales
(Does not include capital gain distributions from mutual
funds or CTF's - See Tax Transaction Detail)
IM THE SMITH FAMILY FOUNDATION
Trust Year 12/1/2015 - 11/30/2016

Account Id: 020020188748

Type	Description	Date	Shares	Price	Fed Cost	State Cost	Fed Gain	State Gain	(Type)
N53745100	LYONDELLBASELL INDUSTRIES NV					020020188748			
Sold		04/20/16	25	2,257.33					
Acq		11/26/13	25	2,257.33	1,919.13	1,919.13	338.20	338.20	L
Note			Total for 4/20/2016		1,919.13	1,919.13	338.20	338.20	
N6596X109	NXP SEMICONDUCTORS NV					020020188748			
Sold		04/20/16	36	3,062.63					
Acq		01/22/15	36	3,062.63	2,812.88	2,812.88	249.75	249.75	L
Note			Total for 4/20/2016		2,812.88	2,812.88	249.75	249.75	
N6596X109	NXP SEMICONDUCTORS NV					020020188748			
Sold		04/20/16	12	1,020.87					
Acq		02/02/15	12	1,020.87	935.97	935.97	84.90	84.90	L
Note			Total for 4/20/2016		935.97	935.97	84.90	84.90	
N6596X109	NXP SEMICONDUCTORS NV					020020188748			
Sold		04/20/16	13	1,105.95					
Acq		11/17/14	13	1,105.95	964.94	964.94	141.01	141.01	L
Note			Total for 4/20/2016		964.94	964.94	141.01	141.01	
V7780T103	ROYAL CARIBBEAN CRUISES LTD					020020188748			
Sold		04/20/16	21	1,664.32					
Acq		11/30/15	21	1,664.32	1,947.21	1,947.21	-282.89	-282.89	S
Note			Total for 4/20/2016		1,947.21	1,947.21	-282.89	-282.89	

Statement of Capital Gains and Losses From Sales
 (Does not include capital gain distributions from mutual
 funds or CTF's - See Tax Transaction Detail)

Account Id: 020020188748

IM THE SMITH FAMILY FOUNDATION
 Trust Year 12/1/2015 - 11/30/2016

Type	Description	Date	Shares	Price	Fed Cost	State Cost	Fed Gain	State Gain	(Type)
V7780T103	ROYAL CARIBBEAN CRUISES LTD								020020188748
Sold		04/20/16	21	1,664.31					
Acq		11/24/15	21	1,664.31	1,928.24	1,928.24	-263.93	-263.93	S
			Total for 4/20/2016		1,928.24	1,928.24	-263.93	-263.93	
Note									
Total for Account: 020020188748					589,741.70	589,741.70	-30,552.24	-30,552.24	

	Proceeds	Tax Cost	Ordinary Gain or Loss from MLP	Ordinary Income from Section 988 Gain or Loss	Ordinary Income from Accrued Market Discount	Loss Disallowed	Net Gain or Loss (Excludes Ordinary Income)
Short Term	\$205,987.00	\$224,128.76	\$0.00	\$0.00	\$0.00	\$0.00	\$-18,141.76
Long Term	\$353,202.46	\$365,612.94	\$0.00	\$0.00	\$0.00	\$0.00	\$-12,410.48