



See a Social Security Number? Say Something!  
Report Privacy Problems to <https://public.resource.org/privacy>  
Or call the IRS Identity Theft Hotline at 1-800-908-4490



Form **990-PF**Department of the Treasury  
Internal Revenue Service**Return of Private Foundation**

or Section 4947(a)(1) Trust Treated as Private Foundation

Do not enter social security numbers on this form as it may be made public.

Information about Form 990-PF and its separate instructions is at [www.irs.gov/form990pf](http://www.irs.gov/form990pf)

OMB No. 1545-0052

**2015**

Open to Public Inspection

For calendar year 2015 or tax year beginning

12/01, 2015, and ending

11/30, 2016

Name of foundation **MARY DELAHANTY CLAPHAM CHARITABLE TR**

P55777000

Number and street (or P.O. box number if mail is not delivered to street address)

Room/suite

A Employer identification number

51-6570085

B Telephone number (see instructions)

866-888-5157

10 S DEARBORN IL1-0117

City or town, state or province, country, and ZIP or foreign postal code

CHICAGO, IL 60603

G Check all that apply

Initial return

Initial return of a former-public charity

Final return

Amended return

Address change

Name change

H Check type of organization

☒ Section 501(c)(3) exempt private foundation☐ Section 4947(a)(1) nonexempt charitable trust☐ Other taxable private foundation

I Fair market value of all assets at

end of year (from Part II, col. (c), line

16) \$ 47,527,827.

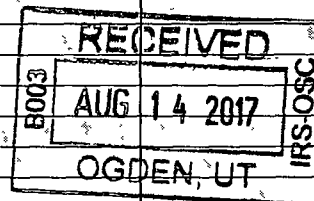
J Accounting method

☒ Cash☐ Accrual☐ Other (specify)

(Part I, column (d) must be on cash basis.)

C If exemption application is pending, check here ☐D 1 Foreign organizations, check here ☐2 Foreign organizations meeting the 85% test, check here and attach computation ☐E If private foundation status was terminated under section 507(b)(1)(A), check here ☐F If the foundation is in a 60-month termination under section 507(b)(1)(B), check here ☐**Part I Analysis of Revenue and Expenses** (The total of amounts in columns (b), (c), and (d) may not necessarily equal the amounts in column (a) (see instructions).)

	(a) Revenue and expenses per books	(b) Net investment income	(c) Adjusted net income	(d) Disbursements for charitable purposes (cash basis only)
1 Contributions, gifts, grants, etc., received (attach schedule)				
2 Check <input checked="" type="checkbox"/> if the foundation is not required to attach Sch. B.				
3 Interest on savings and temporary cash investments				
4 Dividends and interest from securities	873,379.	873,379.		
5a Gross rents				
b Net rental income or (loss)				
6a Net gain or (loss) from sale of assets not on line 10	394,074.			
b Gross sales price for all assets on line 6a	10,773,714.			
7 Capital gain net income (from Part IV, line 2)		394,074.		
8 Net short-term capital gain				
9 Income modifications				
10a Gross sales less returns and allowances				
b Less Cost of goods sold				
c Gross profit or (loss) (attach schedule)				
11 Other income (attach schedule)	888,807.	498,007.		STMT 1
12 Total. Add lines 1 through 11	2,156,260.	1,765,460.		
13 Compensation of officers, directors, trustees, etc.	193,727.	116,236.		77,491.
14 Other employee salaries and wages		NONE	NONE	
15 Pension plans; employee benefits		NONE	NONE	
16a Legal fees (attach schedule)				
b Accounting fees (attach schedule)				
c Other professional fees (attach schedule)				
17 Interest				
18 Taxes (attach schedule) (see instructions)	11,198.	11,198.		
19 Depreciation (attach schedule) and depletion				
20 Occupancy				
21 Travel, conferences, and meetings		NONE	NONE	
22 Printing and publications		NONE	NONE	
23 Other expenses (attach schedule)				
24 Total operating and administrative expenses. Add lines 13 through 23.	204,925.	127,434.	NONE	77,491.
25 Contributions, gifts, grants paid	2,400,002.			2,400,002.
26 Total expenses and disbursements. Add lines 24 and 25.	2,604,927.	127,434.	NONE	2,477,493.
27 Subtract line 26 from line 12				
a Excess of revenue over expenses and disbursements	-448,667.			
b Net investment income (if negative, enter -0-)		1,638,026.		
c Adjusted net income (if negative, enter -0-)				



JSA For Paperwork Reduction Act Notice, see instructions.

5E1410 1 000

BEF775 501G 07/19/2017 15:51:06

P55777000

Form 990-PF (2015)

3

9-58 19

Part II Balance Sheets		Attached schedules and amounts in the description column should be for end-of-year amounts only (See instructions)	Beginning of year	End of year	
			(a) Book Value	(b) Book Value	(c) Fair Market Value
Assets	1	Cash - non-interest-bearing . . . . .		505,253.	505,253.
	2	Savings and temporary cash investments . . . . .	4,181,389.	1,472,653.	1,472,653.
	3	Accounts receivable ▶			
		Less: allowance for doubtful accounts ▶			
	4	Pledges receivable ▶			
		Less: allowance for doubtful accounts ▶			
	5	Grants receivable . . . . .			
	6	Receivables due from officers, directors, trustees, and other disqualified persons (attach schedule) (see instructions) . . . . .			
	7	Other notes and loans receivable (attach schedule) ▶			
		Less: allowance for doubtful accounts ▶	NONE		
	8	Inventories for sale or use . . . . .			
	9	Prepaid expenses and deferred charges . . . . .			
	10a	Investments - U S and state government obligations (attach schedule) . . . . .			
	b	Investments - corporate stock (attach schedule) . . . . .	16,880,067.	15,247,143.	20,842,461.
	c	Investments - corporate bonds (attach schedule) . . . . .	10,732,574.	13,308,544.	13,317,674.
	11	Investments - land, buildings, and equipment basis ▶			
	Less: accumulated depreciation (attach schedule) ▶				
12	Investments - mortgage loans . . . . .				
13	Investments - other (attach schedule) . . . . .	6,368,333.	6,997,742.	11,389,786.	
14	Land, buildings, and equipment basis ▶				
	Less: accumulated depreciation (attach schedule) ▶				
15	Other assets (describe ▶)				
16	<b>Total assets</b> (to be completed by all filers - see the instructions. Also, see page 1, item I) . . . . .	38,162,363.	37,531,335.	47,527,827.	
Liabilities	17	Accounts payable and accrued expenses . . . . .			
	18	Grants payable . . . . .			
	19	Deferred revenue . . . . .			
	20	Loans from officers, directors, trustees, and other disqualified persons . . . . .			
	21	Mortgages and other notes payable (attach schedule) . . . . .			
	22	Other liabilities (describe ▶)			
23	<b>Total liabilities</b> (add lines 17 through 22) . . . . .			NONE	
Net Assets or Fund Balances	Foundations that follow SFAS 117, check here ▶ <input type="checkbox"/>				
	and complete lines 24 through 26 and lines 30 and 31.				
	24	Unrestricted . . . . .			
	25	Temporarily restricted . . . . .			
	26	Permanently restricted . . . . .			
	Foundations that do not follow SFAS 117, check here and complete lines 27 through 31. ▶ <input checked="" type="checkbox"/>				
	27	Capital stock, trust principal, or current funds . . . . .	38,162,363.	37,531,335.	
	28	Paid-in or capital surplus; or land, bldg, and equipment fund . . . . .			
	29	Retained earnings, accumulated income, endowment, or other funds . . . . .			
	30	<b>Total net assets or fund balances</b> (see instructions) . . . . .	38,162,363.	37,531,335.	
31	<b>Total liabilities and net assets/fund balances</b> (see instructions) . . . . .	38,162,363.	37,531,335.		

## Part III Analysis of Changes in Net Assets or Fund Balances

1	Total net assets or fund balances at beginning of year - Part II, column (a), line 30 (must agree with end-of-year figure reported on prior year's return) . . . . .	1	38,162,363.
2	Enter amount from Part I, line 27a . . . . .	2	-448,667.
3	Other increases not included in line 2 (itemize) ▶	3	
4	Add lines 1, 2, and 3 . . . . .	4	37,713,696.
5	Decreases not included in line 2 (itemize) ▶ <b>COST BASIS ADJUSTMENT</b>	5	182,361.
6	<b>Total net assets or fund balances at end of year</b> (line 4 minus line 5) - Part II, column (b), line 30 . . . . .	6	37,531,335.

Form 990-PF (2015)

**Part IV Capital Gains and Losses for Tax on Investment Income**

(a) List and describe the kind(s) of property sold (e.g., real estate, 2-story brick warehouse, or common stock, 200 shs. MLC Co.)			(b) How acquired - P - Purchase D - Donation	(c) Date acquired (mo., day, yr.)	(d) Date sold (mo., day, yr.)
<b>1a PUBLICLY TRADED SECURITIES</b>					
<b>b</b>					
<b>c</b>					
<b>d</b>					
<b>e</b>					
(e) Gross sales price	(f) Depreciation allowed (or allowable)	(g) Cost or other basis plus expense of sale	(h) Gain or (loss) (e) plus (f) minus (g)		
<b>a</b> 10,773,714.		10,379,640.	394,074.		
<b>b</b>					
<b>c</b>					
<b>d</b>					
<b>e</b>					
Complete only for assets showing gain in column (h) and owned by the foundation on 12/31/69			(i) Gains (Col. (h) gain minus col. (k), but not less than -0-) or Losses (from col. (h))		
(i) F.M.V. as of 12/31/69	(j) Adjusted basis as of 12/31/69	(k) Excess of col. (i) over col. (j), if any			
<b>a</b>			394,074.		
<b>b</b>					
<b>c</b>					
<b>d</b>					
<b>e</b>					
<b>2</b> Capital gain net income or (net capital loss) { If gain, also enter in Part I, line 7 If (loss), enter -0- in Part I, line 7 }			<b>2</b>	394,074.	
<b>3</b> Net short-term capital gain or (loss) as defined in sections 1222(5) and (6). If gain, also enter in Part I, line 8, column (c) (see instructions). If (loss), enter -0- in Part I, line 8			<b>3</b>		

**Part V Qualification Under Section 4940(e) for Reduced Tax on Net Investment Income**

(For optional use by domestic private foundations subject to the section 4940(a) tax on net investment income.)

If section 4940(d)(2) applies, leave this part blank.

Was the foundation liable for the section 4942 tax on the distributable amount of any year in the base period?

☐ Yes ☒ No

If "Yes," the foundation does not qualify under section 4940(e). Do not complete this part:

(a) Base period years Calendar year (or tax year beginning in)	(b) Adjusted qualifying distributions	(c) Net value of noncharitable-use assets	(d) Distribution ratio (col. (b) divided by col. (c))
2014	2,539,216.	48,579,308.	0.052269
2013	2,351,384.	48,827,729.	0.048157
2012	2,280,773.	45,800,209.	0.049798
2011	2,048,730.	43,164,527.	0.047463
2010	2,050,665.	44,800,772.	0.045773
<b>2</b> Total of line 1, column (d)			<b>2</b> 0.243460
<b>3</b> Average distribution ratio for the 5-year base period - divide the total on line 2 by 5, or by the number of years the foundation has been in existence if less than 5 years			<b>3</b> 0.048692
<b>4</b> Enter the net value of noncharitable-use assets for 2015 from Part X, line 5			<b>4</b> 45,624,267.
<b>5</b> Multiply line 4 by line 3			<b>5</b> 2,221,537.
<b>6</b> Enter 1% of net investment income (1% of Part I, line 27b)			<b>6</b> 16,380.
<b>7</b> Add lines 5 and 6			<b>7</b> 2,237,917.
<b>8</b> Enter qualifying distributions from Part XII, line 4 If line 8 is equal to or greater than line 7, check the box in Part VI, line 1b, and complete that part using a 1% tax rate. See the Part VI instructions.			<b>8</b> 2,477,493.

**Part VI Excise Tax Based on Investment Income (Section 4940(a), 4940(b), 4940(e), or 4948 - see instructions)**

1a Exempt operating foundations described in section 4940(d)(2), check here <input type="checkbox"/> and enter "N/A" on line 1. . . . . Date of ruling or determination letter: _____ (attach copy of letter if necessary - see instructions)		1	16,380.
b Domestic foundations that meet the section 4940(e) requirements in Part V, check here <input checked="" type="checkbox"/> and enter 1% of Part I, line 27b. . . . .			
c All other domestic foundations enter 2% of line 27b. Exempt foreign organizations enter 4% of Part I, line 12, col. (b).			
2 Tax under section 511 (domestic section 4947(a)(1) trusts and taxable foundations only. Others enter -0-) . . . . .		2	
3 Add lines 1 and 2. . . . .		3	16,380.
4 Subtitle A (income) tax (domestic section 4947(a)(1) trusts and taxable foundations only. Others enter -0-) . . . . .		4	NONE
5 Tax based on investment income. Subtract line 4 from line 3. If zero or less, enter -0- . . . . .		5	16,380.
6 Credits/Payments			
a 2015 estimated tax payments and 2014 overpayment credited to 2015. . . . .	6a 36,564.		
b Exempt foreign organizations - tax withheld at source. . . . .	6b NONE		
c Tax paid with application for extension of time to file (Form 8868). . . . .	6c NONE		
d Backup withholding erroneously withheld. . . . .	6d		
7 Total credits and payments. Add lines 6a through 6d. . . . .	7	36,564.	
8 Enter any penalty for underpayment of estimated tax. Check here <input type="checkbox"/> if Form 2220 is attached. . . . .	8		
9 Tax due. If the total of lines 5 and 8 is more than line 7, enter amount owed. . . . .	9		
10 Overpayment. If line 7 is more than the total of lines 5 and 8, enter the amount overpaid. . . . .	10	20,184.	
11 Enter the amount of line 10 to be Credited to 2016 estimated tax. 20,184. Refunded. . . . .	11		

**Part VII-A Statements Regarding Activities**

	Yes	No
1a During the tax year, did the foundation attempt to influence any national, state, or local legislation or did it participate or intervene in any political campaign? . . . . .		X
b Did it spend more than \$100 during the year (either directly or indirectly) for political purposes (see Instructions for the definition)? . . . . . If the answer is "Yes" to 1a or 1b, attach a detailed description of the activities and copies of any materials published or distributed by the foundation in connection with the activities		X
c Did the foundation file Form 1120-POL for this year? . . . . .		X
d Enter the amount (if any) of tax on political expenditures (section 4955) imposed during the year. (1) On the foundation. \$ (2) On foundation managers \$		
e Enter the reimbursement (if any) paid by the foundation during the year for political expenditure tax imposed on foundation managers. \$		
2 Has the foundation engaged in any activities that have not previously been reported to the IRS? . . . . . If "Yes," attach a detailed description of the activities		X
3 Has the foundation made any changes, not previously reported to the IRS, in its governing instrument, articles of incorporation, or bylaws, or other similar instruments? If "Yes," attach a conformed copy of the changes. . . . .		X
4a Did the foundation have unrelated business gross income of \$1,000 or more during the year? . . . . .		X
b If "Yes," has it filed a tax return on Form 990-T for this year? . . . . .		
5 Was there a liquidation, termination, dissolution, or substantial contraction during the year? . . . . . If "Yes," attach the statement required by General Instruction T		X
6 Are the requirements of section 508(e) (relating to sections 4941 through 4945) satisfied either • By language in the governing instrument, or • By state legislation that effectively amends the governing instrument so that no mandatory directions that conflict with the state law remain in the governing instrument? . . . . .	X	
7 Did the foundation have at least \$5,000 in assets at any time during the year? If "Yes," complete Part II, col (c), and Part XV	X	
8a Enter the states to which the foundation reports or with which it is registered (see instructions) DE		
b If the answer is "Yes" to line 7, has the foundation furnished a copy of Form 990-PF to the Attorney General (or designate) of each state as required by General Instruction G? If "No," attach explanation. . . . .	X	
9 Is the foundation claiming status as a private operating foundation within the meaning of section 4942(j)(3) or 4942(j)(5) for calendar year 2015 or the taxable year beginning in 2015 (see instructions for Part XIV)? If "Yes," complete Part XIV. . . . .		X
10 Did any persons become substantial contributors during the tax year? If "Yes," attach a schedule listing their names and addresses. . . . .		X

**Part VII-A Statements Regarding Activities (continued)**

	Yes	No
11 At any time during the year, did the foundation, directly or indirectly, own a controlled entity within the meaning of section 512(b)(13)? If "Yes," attach schedule (see instructions) . . . . .	11	X
12 Did the foundation make a distribution to a donor advised fund over which the foundation or a disqualified person had advisory privileges? If "Yes," attach statement (see instructions) . . . . .	12	X
13 Did the foundation comply with the public inspection requirements for its annual returns and exemption application? Website address <u>N/A</u>	13	X
14 The books are in care of <u>JPMORGAN CHASE BANK, NA</u> Telephone no. <u>(866) 888-5157</u> Located at <u>10 S DEARBORN; MC: IL1-0117, CHICAGO, IL</u> ZIP+4 <u>60603</u>		
15 Section 4947(a)(1) nonexempt charitable trusts filing Form 990-PF in lieu of Form 1041 - Check here . . . . . and enter the amount of tax-exempt interest received or accrued during the year . . . . . <u>15</u>		
16 At any time during calendar year 2015, did the foundation have an interest in or a signature or other authority over a bank, securities, or other financial account in a foreign country? . . . . . See the instructions for exceptions and filing requirements for FinCEN Form 114. If "Yes," enter the name of the foreign country <u></u>	16	X

**Part VII-B Statements Regarding Activities for Which Form 4720 May Be Required**

File Form 4720 if any item is checked in the "Yes" column, unless an exception applies.

	Yes	No
1a During the year did the foundation (either directly or indirectly)		
(1) Engage in the sale or exchange, or leasing of property with a disqualified person? . . . . . <input type="checkbox"/> Yes <input checked="" type="checkbox"/> No		
(2) Borrow money from, lend money to, or otherwise extend credit to (or accept it from) a disqualified person? . . . . . <input type="checkbox"/> Yes <input checked="" type="checkbox"/> No		
(3) Furnish goods, services, or facilities to (or accept them from) a disqualified person? . . . . . <input type="checkbox"/> Yes <input checked="" type="checkbox"/> No		
(4) Pay compensation to, or pay or reimburse the expenses of, a disqualified person? . . . . . <input checked="" type="checkbox"/> Yes <input type="checkbox"/> No		
(5) Transfer any income or assets to a disqualified person (or make any of either available for the benefit or use of a disqualified person)? . . . . . <input type="checkbox"/> Yes <input checked="" type="checkbox"/> No		
(6) Agree to pay money or property to a government official? (Exception. Check "No" if the foundation agreed to make a grant to or to employ the official for a period after termination of government service, if terminating within 90 days.) . . . . . <input type="checkbox"/> Yes <input checked="" type="checkbox"/> No		
b If any answer is "Yes" to 1a(1)-(6), did any of the acts fail to qualify under the exceptions described in Regulations section 53.4941(d)-3 or in a current notice regarding disaster assistance (see instructions)? . . . . .	1b	X
Organizations relying on a current notice regarding disaster assistance check here . . . . . <input type="checkbox"/>		
c Did the foundation engage in a prior year in any of the acts described in 1a, other than excepted acts, that were not corrected before the first day of the tax year beginning in 2015? . . . . .	1c	X
2 Taxes on failure to distribute income (section 4942) (does not apply for years the foundation was a private operating foundation defined in section 4942(j)(3) or 4942(j)(5))		
a At the end of tax year 2015, did the foundation have any undistributed income (lines 6d and 6e, Part XIII) for tax year(s) beginning before 2015? . . . . . <input type="checkbox"/> Yes <input checked="" type="checkbox"/> No If "Yes," list the years <u></u>		
b Are there any years listed in 2a for which the foundation is not applying the provisions of section 4942(a)(2) (relating to incorrect valuation of assets) to the year's undistributed income? (If applying section 4942(a)(2) to all years listed, answer "No" and attach statement - see instructions.) . . . . .	2b	X
c If the provisions of section 4942(a)(2) are being applied to any of the years listed in 2a, list the years here. <u></u>		
3a Did the foundation hold more than a 2% direct or indirect interest in any business enterprise at any time during the year? . . . . . <input type="checkbox"/> Yes <input checked="" type="checkbox"/> No		
b If "Yes," did it have excess business holdings in 2015 as a result of (1) any purchase by the foundation or disqualified persons after May 26, 1969, (2) the lapse of the 5-year period (or longer period approved by the Commissioner under section 4943(c)(7)) to dispose of holdings acquired by gift or bequest; or (3) the lapse of the 10-, 15-, or 20-year first phase holding period? (Use Schedule C, Form 4720, to determine if the foundation had excess business holdings in 2015) . . . . .	3b	
4a Did the foundation invest during the year any amount in a manner that would jeopardize its charitable purposes?	4a	X
b Did the foundation make any investment in a prior year (but after December 31, 1969) that could jeopardize its charitable purpose that had not been removed from jeopardy before the first day of the tax year beginning in 2015?	4b	X

Form 990-PF (2015)

**Part VII-B Statements Regarding Activities for Which Form 4720 May Be Required (continued)****5a** During the year did the foundation pay or incur any amount-to:

- (1) Carry on propaganda, or otherwise attempt to influence legislation (section 4945(e))? ☐ Yes ☒ No
- (2) Influence the outcome of any specific public election (see section 4955), or to carry on, directly or indirectly, any voter registration drive? ☐ Yes ☒ No
- (3) Provide a grant to an individual for travel, study, or other similar purposes? ☐ Yes ☒ No
- (4) Provide a grant to an organization other than a charitable, etc., organization described in section 4945(d)(4)(A)? (see instructions). ☐ Yes ☒ No
- (5) Provide for any purpose other than religious, charitable, scientific, literary, or educational purposes, or for the prevention of cruelty to children or animals? ☐ Yes ☒ No

**b** If any answer is "Yes" to 5a(1)-(5), did any of the transactions fail to qualify under the exceptions described in Regulations section 53.4945 or in a current notice regarding disaster assistance (see instructions)? ☐ **5b**Organizations relying on a current notice regarding disaster assistance check here ☐**c** If the answer is "Yes" to question 5a(4), does the foundation claim exemption from the tax because it maintained expenditure responsibility for the grant? ☐ Yes ☐ No

If "Yes," attach the statement required by Regulations section 53.4945-5(d).

**6a** Did the foundation, during the year, receive any funds, directly or indirectly, to pay premiums on a personal benefit contract? ☐ Yes ☒ No**b** Did the foundation, during the year, pay premiums, directly or indirectly, on a personal benefit contract? ☐ **6b** ☒

If "Yes" to 6b, file Form 8870.

**7a** At any time during the tax year, was the foundation a party to a prohibited tax shelter transaction? ☐ Yes ☒ No**b** If "Yes," did the foundation receive any proceeds or have any net income attributable to the transaction? ☐ **7b****Part VIII Information About Officers, Directors, Trustees, Foundation Managers, Highly Paid Employees, and Contractors****1** List all officers, directors, trustees, foundation managers and their compensation (see instructions).

(a) Name and address	(b) Title, and average hours per week devoted to position	(c) Compensation (if not paid, enter -0-)	(d) Contributions to employee benefit plans and deferred compensation	(e) Expense account, other allowances
JPMORGAN CHASE BANK, NA 10 S DEARBORN ST IL1-0117, CHICAGO, IL 60603	TRUSTEE 2	193,727.	-0-	-0-

**2** Compensation of five highest-paid employees (other than those included on line 1 - see instructions). If none, enter "NONE."

(a) Name and address of each employee paid more than \$50,000	(b) Title, and average hours per week devoted to position	(c) Compensation	(d) Contributions to employee benefit plans and deferred compensation	(e) Expense account, other allowances
NONE		NONE	NONE	NONE

**Total** number of other employees paid over \$50,000 ☐ **NONE**

Form 990-PF (2015)

**Part VIII Information About Officers, Directors, Trustees, Foundation Managers, Highly-Paid Employees, and Contractors** (continued)**3 Five highest-paid independent contractors—for professional services (see instructions). If none, enter "NONE."**

(a) Name and address of each person paid more than \$50,000	(b) Type of service	(c) Compensation
NONE		NONE
Total number of others receiving over \$50,000 for professional services . . . . .		NONE

**Part IX-A Summary of Direct Charitable Activities**

List the foundation's four largest direct charitable activities during the tax year. Include relevant statistical information such as the number of organizations and other beneficiaries served, conferences convened, research papers produced, etc.	Expenses
1 NONE	
2	
3	
4	

**Part IX-B Summary of Program-Related Investments** (see instructions)

Describe the two largest program-related investments made by the foundation during the tax year on lines 1 and 2	Amount
1 NONE	
2	
All other program-related investments See instructions	
3 NONE	
Total. Add lines 1 through 3 . . . . .	



**Part X Minimum Investment Return** (All domestic foundations must complete this part. Foreign foundations, see instructions.)

<b>1</b>	Fair market value of assets not used (or held for use) directly in carrying out charitable, etc., purposes:		
<b>a</b>	Average monthly fair market value of securities	<b>1a</b>	44,338,946.
<b>b</b>	Average of monthly cash balances	<b>1b</b>	1,980,107.
<b>c</b>	Fair market value of all other assets (see instructions)	<b>1c</b>	NONE
<b>d</b>	<b>Total</b> (add lines 1a, b, and c)	<b>1d</b>	46,319,053.
<b>e</b>	Reduction claimed for blockage or other factors reported on lines 1a and 1c (attach detailed explanation)	<b>1e</b>	
<b>2</b>	Acquisition indebtedness applicable to line 1 assets	<b>2</b>	NONE
<b>3</b>	Subtract line 2 from line 1d	<b>3</b>	46,319,053.
<b>4</b>	Cash deemed held for charitable activities. Enter 1 1/2% of line 3 (for greater amount, see instructions)	<b>4</b>	694,786.
<b>5</b>	<b>Net value of noncharitable-use assets.</b> Subtract line 4 from line 3. Enter here and on Part V, line 4	<b>5</b>	45,624,267.
<b>6</b>	<b>Minimum investment return.</b> Enter 5% of line 5	<b>6</b>	2,281,213.

**Part XI Distributable Amount** (see instructions) (Section 4942(j)(3) and (j)(5) private operating foundations and certain foreign organizations check here ☐ and do not complete this part.)

<b>1</b>	Minimum investment return from Part X, line 6	<b>1</b>	2,281,213.
<b>2a</b>	Tax on investment income for 2015 from Part VI, line 5	<b>2a</b>	16,380.
<b>b</b>	Income tax for 2015. (This does not include the tax from Part VI.)	<b>2b</b>	
<b>c</b>	Add lines 2a and 2b	<b>2c</b>	16,380.
<b>3</b>	<b>Distributable amount before adjustments.</b> Subtract line 2c from line 1	<b>3</b>	2,264,833.
<b>4</b>	Recoveries of amounts treated as qualifying distributions	<b>4</b>	NONE
<b>5</b>	Add lines 3 and 4	<b>5</b>	2,264,833.
<b>6</b>	Deduction from distributable amount (see instructions)	<b>6</b>	NONE
<b>7</b>	<b>Distributable amount as adjusted.</b> Subtract line 6 from line 5. Enter here and on Part XIII, line 1	<b>7</b>	2,264,833.

**Part XII Qualifying Distributions** (see instructions)

<b>1</b>	Amounts paid (including administrative expenses) to accomplish charitable, etc., purposes:		
<b>a</b>	Expenses, contributions, gifts, etc. - total from Part I, column (d), line 26	<b>1a</b>	2,477,493.
<b>b</b>	Program-related investments - total from Part IX-B	<b>1b</b>	
<b>2</b>	Amounts paid to acquire assets used (or held for use) directly in carrying out charitable, etc., purposes	<b>2</b>	NONE
<b>3</b>	Amounts set aside for specific charitable projects that satisfy the:		
<b>a</b>	Suitability test (prior IRS approval required)	<b>3a</b>	NONE
<b>b</b>	Cash distribution test (attach the required schedule)	<b>3b</b>	NONE
<b>4</b>	<b>Qualifying distributions.</b> Add lines 1a through 3b. Enter here and on Part V, line 8, and Part XIII, line 4	<b>4</b>	2,477,493.
<b>5</b>	Foundations that qualify under section 4940(e) for the reduced rate of tax on net investment income. Enter 1% of Part I, line 27b (see instructions)	<b>5</b>	16,380.
<b>6</b>	<b>Adjusted qualifying distributions.</b> Subtract line 5 from line 4	<b>6</b>	2,461,113.

**Note.** The amount on line 6 will be used in Part V, column (b), in subsequent years when calculating whether the foundation qualifies for the section 4940(e) reduction of tax in those years.

**Part XIII Undistributed Income** (see instructions)

	(a) Corpus	(b) Years prior to 2014	(c) 2014	(d) 2015
1 Distributable amount for 2015 from Part XI, line 7 . . . . .				2,264,833.
2 Undistributed income, if any, as of the end of 2015				
a Enter amount for 2014 only. . . . .			NONE	
b Total for prior years 20 <u>13</u> , 20 <u>20</u> , 20 <u>20</u> . . . . .		NONE		
3 Excess distributions carryover, if any, to 2015				
a From 2010 . . . . .	NONE			
b From 2011 . . . . .	NONE			
c From 2012 . . . . .	15,352.			
d From 2013 . . . . .	NONE			
e From 2014 . . . . .	135,141.			
f Total of lines 3a through e . . . . .	150,493.			
4 Qualifying distributions for 2015 from Part XII, line 4 ▶ \$ <u>2,477,493.</u>				
a Applied to 2014, but not more than line 2a . . . . .			NONE	
b Applied to undistributed income of prior years (Election required - see instructions) . . . . .		NONE		
c Treated as distributions out of corpus (Election required - see instructions) . . . . .	NONE			
d Applied to 2015 distributable amount . . . . .				2,264,833.
e Remaining amount distributed out of corpus . . . . .	212,660.			
5 Excess distributions carryover applied to 2015 . (If an amount appears in column (d), the same amount must be shown in column (a) )	NONE			NONE
6 Enter the net total of each column as indicated below:				
a Corpus. Add lines 3f, 4c, and 4e. Subtract line 5	363,153.			
b Prior years' undistributed income. Subtract line 4b from line 2b. . . . .		NONE		
c Enter the amount of prior years' undistributed income for which a notice of deficiency has been issued, or on which the section 4942(a) tax has been previously assessed . . . . .		NONE		
d Subtract line 6c from line 6b Taxable amount - see instructions . . . . .		NONE		
e Undistributed income for 2014. Subtract line 4a from line 2a Taxable amount - see instructions . . . . .			NONE	
f Undistributed income for 2015 Subtract lines 4d and 5 from line 1 This amount must be distributed in 2016 . . . . .				NONE
7 Amounts treated as distributions out of corpus to satisfy requirements imposed by section 170(b)(1)(F) or 4942(g)(3) (Election may be required - see instructions) . . . . .	NONE			
8 Excess distributions carryover from 2010 not applied on line 5 or line 7 (see instructions) . . . . .	NONE			
9 Excess distributions carryover to 2016. Subtract lines 7 and 8 from line 6a . . . . .	363,153.			
10 Analysis of line 9				
a Excess from 2011 . . . . .	NONE			
b Excess from 2012 . . . . .	15,352.			
c Excess from 2013 . . . . .	NONE			
d Excess from 2014 . . . . .	135,141.			
e Excess from 2015 . . . . .	212,660.			

**Part XIV Private Operating Foundations** (see instructions and Part VII-A, question 9)

NOT APPLICABLE

**1a** If the foundation has received a ruling or determination letter that it is a private operating foundation, and the ruling is effective for 2015, enter the date of the ruling . . . . . ▶

**b** Check box to indicate whether the foundation is a private operating foundation described in section 4942(j)(3) or 4942(j)(5)

	Tax year	Prior 3 years			(e) Total
	(a) 2015	(b) 2014	(c) 2013	(d) 2012	
<b>2a</b> Enter the lesser of the adjusted net income from Part I or the minimum investment return from Part X for each year listed . . . . .					
<b>b</b> 85% of line 2a . . . . .					
<b>c</b> Qualifying distributions from Part XII, line 4 for each year listed . . . . .					
<b>d</b> Amounts included in line 2c not used directly for active conduct of exempt activities . . . . .					
<b>e</b> Qualifying distributions made directly for active conduct of exempt activities. Subtract line 2d from line 2c . . . . .					
<b>3</b> Complete 3a, b, or c for the alternative test relied upon:					
<b>a</b> "Assets" alternative test - enter:					
<b>(1)</b> Value of all assets . . . . .					
<b>(2)</b> Value of assets qualifying under section 4942(j)(3)(B)(i) . . . . .					
<b>b</b> "Endowment" alternative test - enter 2/3 of minimum investment return shown in Part X, line 6 for each year listed . . . . .					
<b>c</b> "Support" alternative test - enter:					
<b>(1)</b> Total support other than gross investment income (interest, dividends, rents, payments on securities loans (section 512(a)(5)), or royalties) . . . . .					
<b>(2)</b> Support from general public and 5 or more exempt organizations as provided in section 4942(j)(3)(B)(iii) . . . . .					
<b>(3)</b> Largest amount of support from an exempt organization . . . . .					
<b>(4)</b> Gross investment income . . . . .					

**Part XV Supplementary Information** (Complete this part only if the foundation had \$5,000 or more in assets at any time during the year - see instructions.)**1 Information Regarding Foundation Managers:**

**a** List any managers of the foundation who have contributed more than 2% of the total contributions received by the foundation before the close of any tax year (but only if they have contributed more than \$5,000). (See section 507(d)(2).)

N/A

**b** List any managers of the foundation who own 10% or more of the stock of a corporation (or an equally large portion of the ownership of a partnership or other entity) of which the foundation has a 10% or greater interest.

N/A

**2 Information Regarding Contribution, Grant, Gift, Loan, Scholarship, etc., Programs.**

Check here ☒ if the foundation only makes contributions to preselected charitable organizations and does not accept unsolicited requests for funds. If the foundation makes gifts, grants, etc. (see instructions) to individuals or organizations under other conditions, complete items 2a, b, c, and d

**a** The name, address, and telephone number or e-mail address of the person to whom applications should be addressed

**b** The form in which applications should be submitted and information and materials they should include:

**c** Any submission deadlines.

**d** Any restrictions or limitations on awards, such as by geographical areas, charitable fields, kinds of institutions, or other factors:

**Part XV** **Supplementary Information** (continued)**3 Grants and Contributions Paid During the Year or Approved for Future Payment**

Recipient Name and address (home or business)	If recipient is an individual, show any relationship to any foundation manager or substantial contributor	Foundation status of recipient	Purpose of grant or contribution	Amount
<b>a Paid during the year</b>  SEE STATEMENT 8				2,400,002.
<b>Total</b> .....			▶ <b>3a</b>	2,400,002.
<b>b Approved for future payment</b>				
<b>Total</b> .....			▶ <b>3b</b>	



## 15

MARY DELAHANTY CLAPHAM CHARITABLE TR

51-6570085

FORM 990PF, PART I - OTHER INCOME

=====

DESCRIPTION -----	REVENUE AND EXPENSES PER BOOKS -----	NET INVESTMENT INCOME -----
DEFERRED INCOME	-1,051.	
ONSHORE PARTNERSHIPS	202,836.	153,872.
OFFSHORE PARTNERSHIPS	691,959.	349,072.
OTHER INCOME	-4,937.	-4,937.
	-----	-----
TOTALS	888,807.	498,007.
	=====	=====

MARY DELAHANTY CLAPHAM CHARITABLE TR

51-6570085

FORM 990PF, PART I - TAXES  
=====

DESCRIPTION -----	REVENUE AND EXPENSES PER BOOKS -----	NET INVESTMENT INCOME -----
FOREIGN TAXES ON QUALIFIED FOR	9,391.	9,391.
FOREIGN TAXES ON NONQUALIFIED	1,807.	1,807.
	-----	-----
TOTALS	11,198.	11,198.
	=====	=====



RECIPIENT NAME:  
LAHEY CLINIC, INC  
ADDRESS:  
41 BURLINGTON MALL RD  
BURLINGTON, MA 01803  
RELATIONSHIP:  
NONE  
PURPOSE OF GRANT:  
GENERAL  
FOUNDATION STATUS OF RECIPIENT:  
PC  
AMOUNT OF GRANT PAID ..... 626,667.

RECIPIENT NAME:  
CANCER CARE INC  
ADDRESS:  
275 7TH AVE  
NEW YORK, NY 10001  
RELATIONSHIP:  
NONE  
PURPOSE OF GRANT:  
GENERAL  
FOUNDATION STATUS OF RECIPIENT:  
PC  
AMOUNT OF GRANT PAID ..... 250,667.

RECIPIENT NAME:  
RIVERVIEW MEDICAL CENTER FOUNDATION  
FOUNDATION  
ADDRESS:  
1345 CAMPUS PARKWAY, STE -A2  
NEPTUNE, NJ 07753  
RELATIONSHIP:  
NONE  
PURPOSE OF GRANT:  
GENERAL  
FOUNDATION STATUS OF RECIPIENT:  
PC  
AMOUNT OF GRANT PAID ..... 125,333.

MARY DELAHANTY CLAPHAM CHARITABLE TR

51-6570085

FORM 990PF, PART XV, LINE 3a - CONTRIBUTIONS, GIFTS, GRANTS PAID

RECIPIENT NAME:

CHURCH OF THE NATIVITY

ADDRESS:

180 RIDGE RD

FAIR HAVEN, NJ 07704

RELATIONSHIP:

NONE

PURPOSE OF GRANT:

GENERAL

FOUNDATION STATUS OF RECIPIENT:

PC

AMOUNT OF GRANT PAID ..... 125,333.

RECIPIENT NAME:

ARTHRITIS FOUNDATION

ADDRESS:

555 ROUTE 1 SOUTH

ISELIN, NJ 08830

RELATIONSHIP:

NONE

PURPOSE OF GRANT:

GENERAL

FOUNDATION STATUS OF RECIPIENT:

PC

AMOUNT OF GRANT PAID ..... 188,000.

RECIPIENT NAME:

ST JUDE CHILDREN'S

RESEARCH HOSPITAL

ADDRESS:

262 DANNY THOMAS PL

MEMPHIS, TN 38105

RELATIONSHIP:

NONE

PURPOSE OF GRANT:

GENERAL

FOUNDATION STATUS OF RECIPIENT:

PC

AMOUNT OF GRANT PAID ..... 125,333.

RECIPIENT NAME:  
BLESSED MARGARETS CANCER RELIEF  
RELIEF FUND INC  
ADDRESS:  
600 LINDA AVE  
HAWTHORNE, NY 10532  
RELATIONSHIP:  
NONE  
PURPOSE OF GRANT:  
GENERAL  
FOUNDATION STATUS OF RECIPIENT:  
PC  
AMOUNT OF GRANT PAID ..... 144,000.

RECIPIENT NAME:  
CATHOLIC RELIEF SERVICES, INC  
INC  
ADDRESS:  
228 W LEXINGTON ST  
BALTIMORE, MD 21201  
RELATIONSHIP:  
NONE  
PURPOSE OF GRANT:  
GENERAL  
FOUNDATION STATUS OF RECIPIENT:  
PC  
AMOUNT OF GRANT PAID ..... 125,333.

RECIPIENT NAME:  
SOCIETY FOR THE  
PROPOGATION OF THE FAITH  
ADDRESS:  
1701 MARNE HWY  
HAINESPORT, NJ 08036  
RELATIONSHIP:  
NONE  
PURPOSE OF GRANT:  
GENERAL  
FOUNDATION STATUS OF RECIPIENT:  
PC  
AMOUNT OF GRANT PAID ..... 62,667.

RECIPIENT NAME:  
JESUIT SEMINARY AND  
MISSION BUREAU  
ADDRESS:  
PO BOX 9199  
WATERTOWN, MA 02471-9199  
RELATIONSHIP:  
NONE  
PURPOSE OF GRANT:  
GENERAL  
FOUNDATION STATUS OF RECIPIENT:  
PC  
AMOUNT OF GRANT PAID ..... 62,667.

RECIPIENT NAME:  
MARIANIST MISSION  
ADDRESS:  
119 FRANKLIN ST  
DAYTON, OH 45402  
RELATIONSHIP:  
NONE  
PURPOSE OF GRANT:  
GENERAL  
FOUNDATION STATUS OF RECIPIENT:  
PC  
AMOUNT OF GRANT PAID ..... 62,667.

RECIPIENT NAME:  
SCHOOL FOR SPECIAL  
CHILDREN  
ADDRESS:  
1145 DELSEA DRIVE  
WESTVILLE GROVE, NJ 08093  
RELATIONSHIP:  
NONE  
PURPOSE OF GRANT:  
GENERAL  
FOUNDATION STATUS OF RECIPIENT:  
PC  
AMOUNT OF GRANT PAID ..... 125,333.

MARY DELAHANTY CLAPHAM CHARITABLE TR

51-6570085

FORM 990PF, PART XV, LINE 3a - CONTRIBUTIONS, GIFTS, GRANTS PAID

RECIPIENT NAME:

AMERICAN CANCER SOCIETY

ADDRESS:

6525 N MERIDIAN AVE  
OKLAHOMA CITY, OK 73116

RELATIONSHIP:

NONE

PURPOSE OF GRANT:

GENERAL

FOUNDATION STATUS OF RECIPIENT:

PC

AMOUNT OF GRANT PAID ..... 62,667.

RECIPIENT NAME:

FRANCISCAN MISSION  
ASSOCIATES

ADDRESS:

276 W LINCOLN AVE  
MOUNT VERNON, NY 10550

RELATIONSHIP:

NONE

PURPOSE OF GRANT:

GENERAL

FOUNDATION STATUS OF RECIPIENT:

PC

AMOUNT OF GRANT PAID ..... 62,667.

RECIPIENT NAME:

COVENANT HOUSE

ADDRESS:

460 W 41ST ST  
NEW YORK, NY 10036

RELATIONSHIP:

NONE

PURPOSE OF GRANT:

GENERAL

FOUNDATION STATUS OF RECIPIENT:

PC

AMOUNT OF GRANT PAID ..... 62,667.

STATEMENT 7

RECIPIENT NAME:  
COMMUNITY YMCA  
ADDRESS:  
113 TINDALL RD  
MIDDLETOWN, NJ 07748  
RELATIONSHIP:  
NONE  
PURPOSE OF GRANT:  
GENERAL  
FOUNDATION STATUS OF RECIPIENT:  
PC  
AMOUNT OF GRANT PAID ..... 62,667.

RECIPIENT NAME:  
AMERICAN HEART  
ASSOCIATION  
ADDRESS:  
1 UNION ST, STE 301  
TRENTON, NJ 08691  
RELATIONSHIP:  
NONE  
PURPOSE OF GRANT:  
GENERAL  
FOUNDATION STATUS OF RECIPIENT:  
PC  
AMOUNT OF GRANT PAID ..... 62,667.

RECIPIENT NAME:  
SALVATION ARMY  
ADDRESS:  
180 NEWMAN SPRINGS RD  
RED BANK, NJ 07701  
RELATIONSHIP:  
NONE  
PURPOSE OF GRANT:  
GENERAL  
FOUNDATION STATUS OF RECIPIENT:  
PC  
AMOUNT OF GRANT PAID ..... 62,667.

TOTAL GRANTS PAID: 2,400,002.  
=====



MARY DELAHANTY CLAPHAM CHARITABLE TR ACCT P55777000  
For the Period 11/1/16 to 11/30/16

## Account Summary

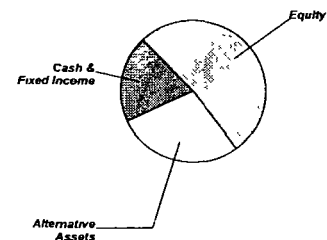
### PRINCIPAL

Asset Allocation	Beginning Market Value	Ending Market Value	Change in Value	Estimated Annual Income	Current Allocation
Equity	20,342,222.31	20,842,760.80	500,538.49	350,679.64	52%
Alternative Assets	11,335,795.35	11,389,786.24	53,990.89		28%
Cash & Fixed Income	8,362,535.57	8,336,519.72	(26,015.85)	279,524.13	20%
<b>Market Value</b>	<b>\$40,040,553.23</b>	<b>\$40,569,066.76</b>	<b>\$528,513.53</b>	<b>\$630,203.77</b>	<b>100%</b>

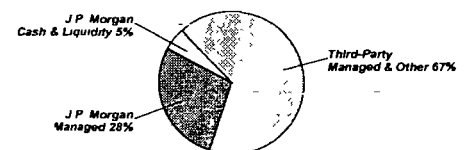
### INCOME

Cash Position	Beginning Market Value	Ending Market Value	Change in Value
Cash Balance	414,604.11	439,492.20	24,888.09
Accruals	391.34	421.23	29.89
<b>Market Value</b>	<b>\$414,995.45</b>	<b>\$439,913.43</b>	<b>\$24,917.98</b>

### Asset Allocation



### Manager Allocation \*



\* J.P. Morgan Managed includes mutual funds, other registered funds and hedge funds managed by J.P. Morgan and structured products issued by J.P. Morgan. Third-Party Managed & Other includes mutual funds, exchange traded funds, hedge funds, and separately managed accounts managed by parties other than J.P. Morgan, separately managed accounts managed by J.P. Morgan where a party other than J.P. Morgan is the appointed investment advisor, structured products and exchange traded notes issued by parties other than J.P. Morgan, investment conduits investing in non-J.P. Morgan managed hedge funds, where J.P. Morgan is solely administrator to the conduit, and other investments not managed or issued by J.P. Morgan. J.P. Morgan Cash & Liquidity Funds includes cash J.P. Morgan deposit sweeps and J.P. Morgan money market mutual funds. See important information about investment principles and conflicts in the disclosures section.



MARY DELAHANTY CLAPHAM CHARITABLE TR ACCT P55777000  
 -For the Period 11/1/16 to 11/30/16

## Account Summary CONTINUED

	PRINCIPAL		INCOME	
Portfolio Activity	Current Period Value	Year-to-Date Value	Current Period Value	Year-to-Date Value
Beginning Market Value	40,040,553.23	39,439,067.73	414,604.11	97,389.13
Additions				114,136.87
Withdrawals & Fees	(65,086.16)	(83,930.70)		(115,263.18)
Securities Transferred In	12,005.49	21,333.08	-	-
Securities Transferred Out	(11,898.74)	(20,854.74)	-	-
Net Additions/Withdrawals	(\$64,979.41)	(\$83,452.36)	\$0.00	(\$1,126.31)
Income	112,344.14	623,604.68	24,888.09	340,088.49
Change in Investment Value	481,148.80	589,846.71		3,140.89
Ending Market Value	\$40,569,066.76	\$40,569,066.76	\$439,492.20	\$439,492.20
Accruals	-	-	421.23	421.23
Market Value with Accruals	-	-	\$439,913.43	\$439,913.43

Tax Summary	Current Period Value	Year-to-Date Value
Domestic Dividends/Distributions	24,496.75	341,163.62
Currency Gain/Loss		(4,937.42)
Interest Income	391.34	2,065.76
Taxable Income	\$24,888.09	\$338,291.96
Partnership/Alt Asset Distributions	112,344.14	625,401.21
Other Income & Receipts	\$112,344.14	\$625,401.21

	Current Period Value	Year-to-Date Value
ST Realized Gain/Loss		(140,527.78)
LT Realized Gain/Loss		58,381.54
Realized Gain/Loss		(\$82,146.24)
Unrealized Gain/Loss		\$5,784,936.17

J.P. Morgan





MARY DELAHANTY CLAPHAM CHARITABLE TR ACCT P55777000  
For the Period 11/1/16 to 11/30/16

## Account Summary CONTINUED

Cost Summary		Cost
Equity		15,247,142 81
Cash & Fixed Income		8,147,201 54
Total		\$23,394,344 35




MARY DELAHANTY-CLAPHAM CHARITABLE TR ACCT P55777000  
For the Period 11/1/16 to 11/30/16

## Equity Summary

Asset Categories	Beginning Market Value	Ending Market Value	Change In Value	Current Allocation
US Large Cap Equity	10,773,803.13	11,221,647.37	447,844.24	28%
US Mid Cap Equity	1,363,823.20	1,436,300.80	72,477.60	4%
US Small Cap Equity	471,630.00	523,807.80	52,177.80	1%
EAFE Equity	5,081,507.85	4,986,580.98	(94,926.87)	12%
Japanese Large Cap Equity	738,126.35	724,637.74	(13,488.61)	2%
Global Equity	1,913,331.78	1,949,786.11	36,454.33	5%
<b>Total Value</b>	<b>\$20,342,222.31</b>	<b>\$20,842,760.80</b>	<b>\$500,538.49</b>	<b>52%</b>

Market Value/Cost	Current Period Value
Market Value	20,842,760.80
Tax Cost	15,247,142.81
Unrealized Gain/Loss	5,595,617.99
Estimated Annual Income	350,679.64
Yield	1.68%

### Asset Categories



## Equity Detail

	Price	Quantity	Value	Adjusted Tax Cost Original Cost	Unrealized Gain/Loss	Est Annual Inc Accrued Div	Yield
<b>US Large Cap Equity</b>							
FMI LARGE CAP FD 302933-20-5 FMIH X	21.06	68,456.780	1,441,699.79	812,044.12	629,655.67	14,239.01	0.99%

J.P.Morgan



MARY-DELAHANTY CLAPHAM CHARITABLE TR ACCT P55777000  
For the Period 11/1/16 to 11/30/16

	Price	Quantity	Value	Adjusted Tax Cost Original Cost	Unrealized Gain/Loss	Est Annual Inc Accrued Div	Yield
<b>US Large Cap Equity</b>							
JPM GRWTH ADVANTAGE FD - SEL FUND 1567 4812A3-71-8 JGAS X	15 61	186,315 822	2,908,389 98	1,624,128 81	1,284,261 17		
JPM US LARGE CAP CORE PLUS FD - SEL FUND 1002 4812A2-38-9 JLPS X	29 06	105,035 896	3,052,372 20	1,939,764 38	1 112,607 82	6,512 28	0 21%
SPDR S&P 500 ETF TRUST 78462F-10-3 SPY	220 38	17,330 000	3,819,185 40	2,869,027 61	950,157 79	76,633 26	2 01%
<b>Total US Large Cap Equity</b>			<b>\$11,221,647 37</b>	<b>\$7,244,964 92</b>	<b>\$3,976,682.45</b>	<b>\$97,384 55</b>	<b>0 87%</b>
<b>US Mid Cap Equity</b>							
ISHARES RUSSELL MIDCAP INDEX FUND 464287-49-9 IWR	177 76	8,080 000	1,436,300 80	626,964 05	809,336 75	23,464 32	1 63%
<b>US Small Cap Equity</b>							
ISHARES RUSSELL 2000 ETF 464287-65-5 IWM	131 61	3,980 000	523,807 80	219,625 55	304,182 25	7,112 26	1 36%
<b>EAFE Equity</b>							
DODGE & COX INTL STOCK FD 256206-10-3 DODF X	38 55	36,643 268	1,412,597 98	1,315,701 01	96,896 97	30,780 34	2 18%
ISHARES MSCI EAFE INDEX FUND 464287-46-5 EFA	56 79	38,535 000	2,188,402 65	2,104,954 51	83,448 14	64,854 40	2 96%



MARY DELAHANTY CLAPHAM-CHARITABLE TR ACCT P55777000  
For the Period 11/1/16 to 11/30/16

	Price	Quantity	Value	Adjusted Tax Cost Original Cost	Unrealized Gain/Loss	Est Annual Inc Accrued Div	Yield
<b>EAFE Equity</b>							
MFS INTL VALUE-I 55273E-82-2 MINI X	36 67	37,785 120	1,385,580 35	1,057,194 75	328,385 60	20,139 46	1 45%
<b>Total EAFE Equity</b>			<b>\$4,986,580 98</b>	<b>\$4,477,850 27</b>	<b>\$508,730.71</b>	<b>\$115,774 20</b>	<b>2 32%</b>
<b>Japanese Large Cap Equity</b>							
BROWN ADV JAPAN ALPHA OPP-IS 115233-57-9 BAFJ X	9 67	74,936 685	724,637 74	832,500 00	(107,862 26)	71,114 91	9 81%
<b>Global Equity</b>							
JPM GLBL RES ENH INDEX FD - SEL FUND 3457 46637K-51-3 JEIT X	18 72	104,155 241	1,949,786 11	1,845,238 02	104,548 09	35,829 40	1 84%

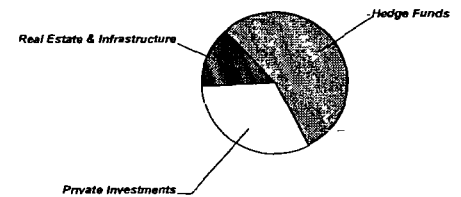


MARY DELAHANTY CLAPHAM CHARITABLE TR ACCT P55777000  
For the Period 11/1/16 to 11/30/16

## Alternative Assets Summary

Asset Categories	Beginning Estimated Value	Ending Estimated Value	Change In Value	Current Allocation
Hedge Funds	6,176,321.03	6,175,468.02	(853.01)	15%
Private Investments	3,647,066.72	3,633,004.43	(14,062.29)	9%
Real Estate & Infrastructure	1,512,407.60	1,581,313.79	68,906.19	4%
<b>Total Value</b>	<b>\$11,335,795.35</b>	<b>\$11,389,786.24</b>	<b>\$53,990.89</b>	<b>28%</b>

Asset Categories



Alternative Assets as a percentage of your portfolio - 28 %

## Alternative Assets Detail

	Pnce	Quantity	Estimated Value	Cost
<b>Hedge Funds</b>				
BLACKSTONE PARTNERS OFFSHORE FUND	1,462.24	515.220	753,376.40	500,000.00
LTD - CLASS H2 - NEW ISSUES	10/31/16			
INELIGIBLE NON-SELF DEALING				
FIDUCIARY INVESTORS - LEAD SERIES				
N/O Client				
092911-96-5				

J.P.Morgan



MARY DELAHANTY CLAPHAM CHARITABLE TR ACCT P55777000  
For the Period 11/1/16 to 11/30/16

	Price	Quantity	Estimated Value	Cost
<b>Hedge Funds</b>				
BLOOM TREE OFFSHORE FUND, LTD SUB-CLASS B-5 - NEW ISSUES INELIGIBLE NON-SELF DEALING FIDUCIARY INVESTORS - LEAD SERIES N/O Client Y03147-93-4	1,162 71 10/31/16	823 450	957,436 81	975,000 00
GOLDENTREE OFFSHORE LTD (NON-SELF DEALING FIDUCIARY INVESTORS - NEW ISSUE INELIGIBLE) SP 8-1 SIDE POCKET N/O Client G82981-99-7	3,151 79 9/30/16	55 541	175,053 77	35,245 46
GOLDENTREE OFFSHORE LTD - (NON-SELF DEALING FIDUCIARY INVESTORS - NEW ISSUE INELIGIBLE) SP 1-5 SIDE POCKET N/O Client G82982-92-0	1,153 20 9/30/16	1 744	2,011 18	1,414 54
GOLDENTREE OFFSHORE LTD (NON-SELF DEALING FIDUCIARY INVESTORS - NEW ISSUE INELIGIBLE) SP 6-1 SIDE POCKET N/O Client G82982-95-3	162 95 9/30/16	13 024	2,122 30	9,120 44
GOLDENTREE OFFSHORE LTD (NON-SELF-DEALING FIDUCIARY INVESTORS-NEW ISSUES INELIGIBLE) CLASS SP 1-1 SIDE POCKET N/O Client 382891-96-8	1,166 26 9/30/16	12 903	15,048 25	20,272 74



MARY DELAHANTY CLAPHAM CHARITABLE TR ACCT P55777000  
For the Period 11/1/16 to 11/30/16

	Price	Quantity	Estimated Value	Cost
<b>Hedge Funds</b>				
<b>GOLDENTREE OFFSHORE LTD</b> (NON-SELF DEALING FIDUCIARY INVESTORS) CLASS G-R SERIES 7 N/O Client 387995-94-7	3,307 30 10/31/16	239 059	790,640 41	434,105 26
<b>OCH-ZIFF OZOFII PRIVATE INVESTORS</b> OFFSHORE LTD CLASS G PRIME - NEW ISSUES INELIGIBLE NON-SELF DEALING FIDUCIARY INVESTORS N/O Client 986903-92-0	171 05 10/31/16	4,127 929	706,065 87	500,000 00
<b>PSAM WORLD ARB FUND LIMITED CLASS D</b> BENCHMARK - NEW ISSUES INELIGIBLE NON-SELF DEALING FIDUCIARY INVESTORS N/O Client 429969-96-7	399 96 10/31/16	2,114 169	845,582 19	500,000 00
<b>THIRD POINT OFFSHORE FUND, LTD</b> CLASS F - NEW ISSUES INELIGIBLE - NON-SELF DEALING FIDUCIARY INVESTORS - LEAD SERIES N/O Client 884290-92-5	346 32 10/31/16	2,034 325	704,526 66	463,309 20
<b>WINTON-FUTURES FUND LTD CLASS B -</b> NEW ISSUES INELIGIBLE NON-SELF DEALING FIDUCIARY INVESTORS 05-16 N/O Client HFWNTB-BQ-0	98 23 10/31/16	5,000 000	491,137 18	500,000 00



MARY DELAHANTY CLAPHAM CHARITABLE TR ACCT P55777000  
For the Period 11/1/16 to 11/30/16

	Price	Quantity	Estimated Value	Cost
<b>Hedge Funds</b>				
WINTON FUTURES FUND, LTD. CLASS B - NEW ISSUES INELIGIBLE NON-SELF DEALING FIDUCIARY INVESTOR - LEAD SERIES N/O Client 976491-91-0	995 35 10/31/16	735 891	732,467 00	500,000 00
<b>Total Hedge Funds</b>			<b>\$6,175,468 02</b>	<b>\$4,438,467 64</b>





MARY DELAHANTY CLAPHAM CHARITABLE TR ACCT P55777000  
For the Period 11/1/16 to 11/30/16

Fund Strategy/Vintage	Capital Commitment Unfunded Commitment	(Net Capital Called Since Inception) Net Distribution Since Inception	(Net Capital Called)/ Distributed Since Inception	Estimated Capital Account Balance as of date	Net Contribution/ (Distribution) Since Last Capital Account Balance Date	Estimated Value - Estimated Profit/ (Loss)
<b>Private Investments</b>						
AP EUROPE VII (APAX) PRIVATE INVESTORS OFFSHORE LP COMMITMENT EXPRESSED IN EUROS N/O Client 001901-92-5 LBO/2007	500,000 00 N/A	(689,220 44) 693,614 54	4,394 10	278,587 50 09/30/16	(77,643 50)	200,944 00 205,338 10
APOLLO VII PRIVATE INVESTORS ONSHORE (TAX EXEMPT) LLC (NON-SELF DEALING FIDUCIARY INVESTORS) N/O Client 073631-95-4 LBO/2007	500,000 00 81,258 15	(418,741 85) 714,185 29	295,443 44	147,193 00 06/30/16	(3,614 50)	143,578 50 439,021 94
BCP VI PRIVATE INVESTORS OFFSHORE, L P (NON SELF DEALING FIDUCIARY INVESTORS) N/O Client 05534X-93-7 LBO/2011	500,000 00 84,246 83	(415,753 17) 87,860 95	(327,892 22)	518,859 00 09/30/16	(44,914 00)	473,945 00 146,052 78
CADUCEUS ASIA CPI PRIVATE INVESTORS OFFSHORE, LP (OFFSHORE INVESTORS) NON-SELF-DEALING FIDUCIARY INVESTORS N/O Client 389907-94-0 LBO/2008	500,000 00 36,250 00	(463,750 00) 85,341 57	(378,408 43)	652,634 50 06/30/16	(32,774 00)	619,860 50 241,452 07



MARY-DELAHANTY CLAPHAM CHARITABLE TR ACCT P55777000  
For the Period 11/1/16 to 11/30/16

Fund Strategy/Vintage	Capital Commitment Unfunded Commitment	(Net Capital Called Since Inception) Net Distribution Since Inception	(Net Capital Called/ Distributed Since Inception	Estimated Capital Account Balance as of date	Net Contribution/ (Distribution) Since Last Capital Account Balance Date	Estimated Value Estimated Profit/ (Loss)
<b>Private Investments</b>						
DFJ GROWTH FUND 2006 PRIVATE INVESTORS OFFSHORE LP (NON-SELF DEALING FIDUCIARY INVESTOR) N/O Client 247691-92-6 VC/2007	500,000 00 (0 01)	(500,000 01) 435,362 66	(64,637 35)	479,212 50 06/30/16	(11,385 50)	467,827 00 403,189 65
KKR ASIAN FUND PRIVATE INVESTORS OFFSHORE L P (NON-SELF-DEALING FIDUCIARY INVESTORS) N/O Client 482493-94-7 LBO/2007	500,000 00 12,952.53	(487,047 47) 803,812 00	316,764 53	220,594 50 09/30/16	(74,961 00)	145,633 50 462,398 03
KKR-NORTH AMERICA XI PRIVATE INVESTORS OFFSHORE CLASS A NON SELF DEALING FIDUCIARY N/O Client 482924-92-5 LBO/2012	500,000 00 138,665 59	(361,334 41) 96,179 99	(265,154 42)	459,980 50 09/30/16	252 50	460,233 00 195,078 58
KKR 2006 PRIVATE INVESTORS LLC (FIDUCIARY/DIRECT ONLY) N/O Client 482492-93-1 LBO/2006	1,000,000 00 22,016 00	(977,984 00) 1,109,298 00	131,314 00	535,178 00 09/30/16	(2,067 00)	533,111 00 664,425 00



MARY-DELAHANTY CLAPHAM-CHARITABLE TR ACCT P55777000  
For the Period 11/1/16 to 11/30/16

Fund Strategy/Vintage	Capital Commitment Unfunded Commitment	(Net Capital Called Since Inception) Net Distribution Since Inception	(Net Capital Called/ Distributed Since Inception	Estimated Capital Account Balance as of date	Net Contribution/ (Distribution) Since Last Capital Account Balance Date	Estimated Value Estimated Profit/ (Loss)
<b>Private Investments</b>						
RIVERSTONE GLOBAL ENERGY AND POWER- OFFSHORE IV, LP (NON-SELF-DEALING FIDUCIARY INVESTORS) N/O Client 247669-91-4 Diversified Strategies (LBOVC)/2008	500,000 00 29,826 68	(470,173 32) 295,659 08	(174,514 24)	239,116 50 09/30/16	(997 00)	238,119 50 63,605 26
RIVERSTONE GLOBAL ENERGY AND POWER PRIVATE INVESTORS V, LP (OFFSHORE) CLASS A - NON-SELF DEALING FIDUCIARY N/O Client 425955-91-1 Diversified Strategies (LBOVC)/2012	500,000 00 140,293 57	(359,706 43) 60,109 12	(299,597 31)	362,336 00 09/30/16	(42,746 50)	319,589 50 19,992 19
<b>Total Private Investments</b>						<b>\$3,602,841.50</b>

"Unfunded Commitment" is only available for Private-Equity Funds denominated in USD. "Estimated Profit/(Loss)" is the comparison of your cash adjusted "Estimated Value" to your "(Net Capital Called)/Distributed Since Inception". This is an estimated value and is not intended to be used for the purposes of estimated taxable income nor as a substitute for Schedule K-1. "Vintage Year" refers to the first year in which the private equity fund called capital. Amounts shown above under "Estimated Capital Account Balance" for private equity funds are estimates of your value in the fund and are based on the latest fund-level values provided by the relevant funds as of the date noted below the value, which values may be as of a date (underlying fund value date) prior to the period covered by this statement. Therefore, such "Estimated Capital Account Balance" may not reflect the value of your interest for a specific private equity investment for the similar period. For additional information, please contact your J.P. Morgan representative.



MARY DELAHANTY CLAPHAM CHARITABLE TR ACCT P55777000  
For the Period 11/1/16 to 11/30/16

	Original Commitment Amount	Net Capital Called Since Inception	Net Distributions Since Inception	Estimated Value
<b>Other Private Investments</b>				
BLACKSTONE COMMERCIAL REAL ESTATE DEBT OFFSHORE LTD BCRED - NON-SELF DEALING FIDUCIARY INVESTORS - CLASS A - 100% ROLLOVER N/O Client 092916-97-2	708,515.58	718,151.12	688,162.00	30,162.93 9/30/16

Amounts shown above under "Estimated Value" for private equity funds are estimates based on the latest fund values received from each underlying fund, which value may be as of a date (underlying fund value date) prior to the period covered by this statement. The values provided by the underlying fund have been adjusted for any cash flows between your account and such fund that have occurred subsequent to the underlying fund value date to derive the "Estimated Value". Therefore, such "Estimated Value" may not reflect the value of your interest shown on any fund's actual books and records as of the date of this statement. For additional information, please contact your J.P. Morgan representative. For private equity funds, amounts shown under "Estimated Value" are based on estimates provided by the underlying funds that are generally presented on a US GAAP basis, which records investments at fair value, or "marked-to-market". Most of these underlying funds also present their audited financial statements on a US GAAP basis (i.e., "marked-to-market"). However, some of these underlying funds present their audited financial statements using the Income Tax Basis of Accounting, which records investments "at cost" based on the accrual basis of accounting for Federal income taxes. Where the underlying fund provides periodic estimates on a "marked-to-market" basis but reflects investments "at cost" in its audited financial statements, the marked-to-market "Estimated Value" shown herein for a private equity fund may be materially different from the value reflected on such fund's audited financial statements (which are also based on the audited financial statements of the underlying fund).



MARY DELAHANTY CLAPHAM CHARITABLE TR ACCT P55777000  
For the Period 11/1/16 to 11/30/16

	Quantity/Original Commitment Amount	Cost/Net Capital Called Since Inception	Net Distributions Since Inception	Estimated Value	Est Annual Inc Accrued Div	Yield
<b>Real Estate &amp; Infrastructure</b>						
BLACKSTONE REAL ESTATE CMBS LTD COMMITMENT TO BCRED - CLASS A 100% ROLLOVER NON-SELF DEALING FIDUCIARY INVESTORS N/O Client 09290F-93-2	26,380.53	19,581.52		31,435.83 10/31/16		
GUGGENHEIM PLUS II LP N/O Client 402998-90-0	517.43	999,500.00		1,549,877.96 9/30/16		
<b>Total Real Estate &amp; Infrastructure</b>		<b>\$1,019,081.52</b>	<b>\$0.00</b>	<b>\$1,581,313.79</b>	<b>\$0.00</b>	

Amounts shown above under "Estimated Value" for private equity funds are estimates based on the latest fund values received from each underlying fund, which value may be as of a date (underlying fund value date) prior to the period covered by this statement. The values provided by the underlying fund have been adjusted for any cash flows between your account and such fund that have occurred subsequent to the underlying fund value date to derive the "Estimated Value". Therefore, such "Estimated Value" may not reflect the value of your interest shown on any fund's actual books and records as of the date of this statement. For additional information, please contact your J.P. Morgan representative.

For private equity funds, Estimated Values are based on estimates provided by the underlying funds that are generally presented on a US GAAP basis, which records investments at fair value, or "marked-to-market". Most of these underlying funds also present their audited financial statements on a US GAAP basis (i.e., "marked-to-market"). However, some of these underlying funds present their audited financial statements using the Income Tax Basis of Accounting, which records investments "at cost" based on the accrual basis of accounting for Federal income taxes. Where the underlying fund provides periodic estimates on a "marked-to-market" basis but reflects investments "at cost" in its audited financial statements, the marked-to-market Estimated Value shown herein for a private equity fund may be materially different from the value reflected on such fund's audited financial statements (which are also based on the audited financial statements of the underlying fund).



MARY DELAHANTY CLAPHAM CHARITABLE TR ACCT P55777000  
For the Period 11/1/16 to 11/30/16

## Cash & Fixed Income Summary

Asset Categories	Beginning Market Value	Ending Market Value	Change In Value	Current Allocation
Cash	1,172,649.03	1,350,428.58	177,779.55	3%
Non-USD Cash	444,205.01	354,417.98	(89,787.03)	1%
US Fixed Income	4,528,655.60	4,474,369.44	(54,286.16)	11%
Non-US Fixed Income	897,591.97	860,267.56	(37,324.41)	2%
Global Fixed Income	1,319,433.96	1,297,036.16	(22,397.80)	3%
<b>Total Value</b>	<b>\$8,362,535.57</b>	<b>\$8,336,519.72</b>	<b>(\$26,015.85)</b>	<b>20%</b>

Market Value/Cost	Current Period Value
Market Value	8,336,519.72
Tax Cost	8,147,201.54
Unrealized Gain/Loss	189,318.18
Estimated Annual Income	279,524.13
Accrued Interest	421.23
Yield	3.35%

### SUMMARY BY MATURITY

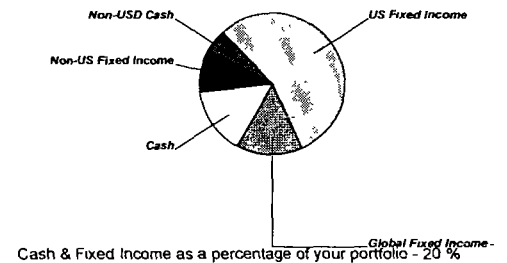
Cash & Fixed Income	Market Value	% of Cash & Fixed Income
0-6 months <sup>1</sup>	8,336,519.72	100%

<sup>1</sup> The years indicate the number of years until the bond is scheduled to mature based on the statement end date. Some bonds may be called, or paid in full, before their stated maturity.

### SUMMARY BY TYPE

Cash & Fixed Income	Market Value	% of Cash & Fixed Income
Cash	1,350,428.58	16%
NON USD Cash	354,417.98	4%
Mutual Funds	6,631,673.16	80%
<b>Total Value</b>	<b>\$8,336,519.72</b>	<b>100%</b>

### Asset Categories



J.P.Morgan



MARY DELAHANTY CLAPHAM CHARITABLE TR ACCT P55777000  
For the Period 11/1/16 to 11/30/16

Note <sup>1</sup> This is the Annual Percentage Yield (APY) which is the rate earned if balances remain on deposit for a full year with compounding, there is no change in the interest rate and all interest is left in the account

## Cash & Fixed Income Detail

	Price	Quantity	Value	Adjusted Tax Cost Original Cost	Unrealized Gain/Loss	Est Annual Income Accrued Interest	Yield
<b>Cash</b>							
US DOLLAR PRINCIPAL	1 00	1,350,428 58	1,350,428 58	1,350,428 58		4,051 28 421 23	0 30% <sup>1</sup>
<b>Non-USD Cash</b>							
EURO PRINCIPAL CURRENCY	1 06	334,104 75	354,417 98	380,065 66	(25,647 68)		
<b>US Fixed Income</b>							
JPM HIGH YIELD FD - SEL FUND 3580 4812C0-80-3	7 26	316,006 26	2,294,205 45	2,066,707 30	227,498 15	128,930 55	5 62%
JPM UNCONSTRAINED DEBT FD - SELECT FUND 2130 48121A-29-0	9 82	135,187 15	1,327,537 83	1,305,000 00	22,537 83	37,582 02	2 83%
VANGUARD INTM TRM INV G-ADM 922031-81-0	9 74	87,538 62	852,626 16	850,000 00	2,626 16	25,823 89	3 03%
Total US Fixed Income			\$4,474,369 44	\$4,221,707 30	\$252,662 14	\$192,336 46	4.30%

J.P.Morgan



MARY DELAHANTY CLAPHAM CHARITABLE-TR ACCT P55777000  
For the Period 11/1/16 to 11/30/16

	Pnce	Quantity	Value	Adjusted Tax Cost Original Cost	Unrealized Gain/Loss	Est Annual Income Accrued Interest	Yield
<b>Non-US Fixed Income</b>							
MFS EMERGING MKTS DEBT FD-I 55273E-64-0	14.29	60,200.67	860,267.56	900,000.00	(39,732.44)	41,598.66	4.84%
<b>Global Fixed Income</b>							
JOHN HANCOCK INCOME FD-I 410227-83-9	6.37	203,616.35	1,297,036.16	1,295,000.00	2,036.16	41,537.73	3.20%





MARY D CLAPHAM CHARITABLE TRUST-FI ACCT P55777208  
For the Period 11/1/16 to 11/30/16

## Account Summary

### PRINCIPAL

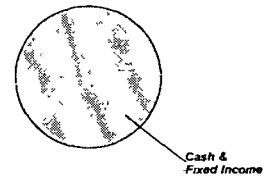
Asset Allocation	Beginning Market Value	Ending Market Value	Change In Value	-Estimated- Annual Income	Current Allocation
Cash & Fixed Income	6,530,545 74	6,453,807 02	(76,738 72)	232,700 53	100%
Market Value	\$6,530,545 74	\$6,453,807 02	(\$76,738 72)	\$232,700 53	100%

### INCOME

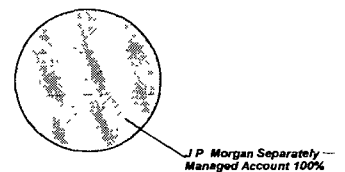
Cash Position	Beginning Market Value	Ending Market Value	Change In Value
Cash Balance	12,398 44	65,760 83	53,362 39
Accruals	63,328 10	28,783 67	(34,544 43)
Market Value	\$75,726 54	\$94,544 50	\$18,817 96

\* J P. Morgan Separately Managed Account includes fixed income, equity, and alternative separately managed accounts managed by J P. Morgan. See important information about investment principles and conflicts in the disclosures section

### Asset Allocation



### Manager Allocation \*



J.P.Morgan



MARY D CLAPHAM CHARITABLE TRUST-FI ACCT P55777208  
For the Period 11/1/16 to 11/30/16

## Account Summary CONTINUED

Portfolio Activity	PRINCIPAL	
	Current Period Value	Year-to-Date Value
Beginning Market Value	6,530,545 74	6,547,895 45
Withdrawals & Fees		
Net Additions/Withdrawals	\$0 00	\$0 00
Income		7,633 88
Change In Investment Value	(76,738 72)	(101,722 31)
Ending Market Value	\$6,453,807 02	\$6,453,807 02
Accruals	--	--
Market Value with Accruals	--	--

Tax Summary	PRINCIPAL	
	Current Period Value	Year-to-Date Value
Domestic Dividends/Distributions	5 41	34 05
Interest Income	53,644 11	222,734 14
Ordinary Income		7,633 88
Accrued Interest Current Year		(15,328 15)
Accrued Interest Subsequent Year	(287 13)	(319 21)
Taxable Income	\$53,362 39	\$214,754.71

INCOME	INCOME	
	Current Period Value	Year-to-Date Value
	12,398 44	2,772 66
		(144,132 66)
	\$0 00	(\$144,132 66)
	53,362 39	207 120 83
	\$65,760 83	\$65,760 83
	28,783 67	28,783 67
	\$94,544 50	\$94,544 50

	INCOME	
	Current Period Value	Year-to-Date Value
ST Realized Gain/Loss	(878 20)	(3,303 67)
LT Realized Gain/Loss	(7,130 25)	(51,107 90)
Realized Gain/Loss	(\$8,008 45)	(\$54,411 57)

	To-Date Value
Unrealized Gain/Loss	(\$180,188.70)

J.P.Morgan



MARY D CLAPHAM CHARITABLE TRUST-FI ACCT P55777208  
For the Period 11/1/16 to 11/30/16

## Account Summary CONTINUED

Cost Summary		Cost
Cash & Fixed Income		6,633,995 72
Total		\$6,633,995 72



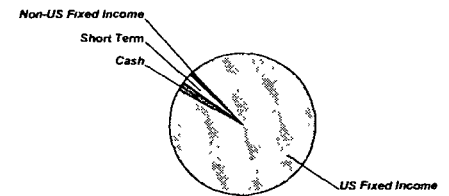
MARY D CLAPHAM CHARITABLE TRUST-FI ACCT P55777208  
For the Period 11/1/16 to 11/30/16

## Cash & Fixed Income Summary

Asset Categories	Beginning Market Value	Ending Market Value	Change In Value	Current Allocation
Cash	189,468.88	122,224.33	(67,244.55)	2%
Short Term	140,914.58	161,231.86	20,317.28	2%
US Fixed Income	6,179,175.09	6,149,363.43	(29,811.66)	95%
Non-US Fixed Income	20,987.19	20,987.40	0.21	1%
<b>Total Value</b>	<b>\$6,530,545.74</b>	<b>\$6,453,807.02</b>	<b>(\$76,738.72)</b>	<b>100%</b>

Market Value/Cost	Current Period Value
Market Value	6,453,807.02
Tax Cost	6,633,995.72
Unrealized Gain/Loss	(180,188.70)
Estimated Annual Income	232,700.53
Accrued Interest	28,783.67
Yield	1.72%

Asset Categories



Cash & Fixed Income as a percentage of your portfolio - 100%



MARY D CLAPHAM CHARITABLE TRUST-FI ACCT P55777208  
For the Period 11/1/16 to 11/30/16

#### SUMMARY BY MATURITY

Cash & Fixed-Income	Market Value	% of Cash & Fixed Income
0-6 months <sup>1</sup>	165,472.89	2%
6-12 months <sup>1</sup>	138,977.90	2%
1-5 years <sup>1</sup>	4,954,239.93	79%
5-10 years <sup>1</sup>	513,936.63	7%
10+ years <sup>1</sup>	681,179.67	10%
<b>Total Value</b>	<b>\$6,453,807.02</b>	<b>100%</b>

<sup>1</sup> The years indicate the number of years until the bond is scheduled to mature based on the statement end date. Some bonds may be called, or paid in full, before their stated maturity.

#### SUMMARY BY TYPE

Cash & Fixed Income	Market Value	% of Cash & Fixed Income
Cash	122,224.33	1%
Corporate Bonds	1,021,789.90	15%
Govt and Agency Bonds	3,233,859.80	53%
International Bonds	232,312.61	3%
Mortgage and Asset Backed Bonds	1,843,620.38	28%
<b>Total Value</b>	<b>\$6,453,807.02</b>	<b>100%</b>

-Note P indicates position adjusted for Pending Trade Activity

<sup>1</sup> This is the Annual Percentage Yield (APY) which is the rate earned if balances remain on deposit for a full year with compounding, there is no change in the interest rate and all interest is left in the account.

#### Cash & Fixed Income Detail

	Price	Quantity	Value	Adjusted Tax Cost Original Cost	Unrealized Gain/Loss	Est Annual Income Accrued Interest	Yield
<b>Cash</b>							
US DOLLAR PRINCIPAL	1.00	230,873.07	230,873.07	230,873.07		692.61 73.17	0.30% <sup>1</sup>
COST OF PENDING PURCHASES	1.00	(118,665.00)	(118,665.00)	(118,665.00)			
JPM PRIME MM FD - INSTL FUND 829 7-Day Annualized Yield 67%	1.0003	10,013.260	10,016.26	10,013.26	3.00	70.09 5.57	0.70%
<b>Total Cash</b>			<b>\$122,224.33</b>	<b>\$122,221.33</b>	<b>\$3.00</b>	<b>\$762.70 \$78.74</b>	<b>0.62%</b>

J.P.Morgan



MARY D CLAPHAM CHARITABLE TRUST-FI ACCT P55777208  
For the Period 11/1/16 to 11/30/16

	Price	Quantity	Value	Adjusted Tax Cost Original Cost	Unrealized Gain/Loss	Est Annual Income Accrued Interest	Yield
<b>Short Term</b>							
<b>BNP PARIBAS MTN</b> 1 3750% 03/17/2017 DTD 03/17/2014 05574L-XG-8 A /A1	99 94	25,000 00	24,984 50	25,051 50	(67 00)	343 75 70 65	1 58%
<b>WYETH</b> 5 45% APR 01 2017 DTD 03/27/2007 983024-AM-2 AA /A1	101 47	18,000 00	18,264 06	20,525 76	(2,261 70)	981 00 163 49	1 02%
<b>DEUTSCHE BANK AG LONDON</b> 6% SEP 01 2017 DTD 08/29/2007 25152C-MN-3 BBB /BAA	102 23	25,000 00	25,558 50	28,835 25	(3,276 75)	1,500 00 375 00	2 97%
<b>BLACKROCK INC</b> 6 1/4% SEP 15 2017 DTD 09/17/2007 09247X-AC-5 AA- /A1	103 88	20,000 00	20,776 80	24,230 40	(3,453 60)	1,250 00 263 88	1 28%
<b>EOG RESOURCES INC</b> 5 7/8% SEP 15 2017 DTD 09/10/2007 26875P-AA-9 BBB /BAA	103 47	20,000 00	20 693 60	24,109 80	(3,416 20)	1,175 00 248 04	1 43%
<b>NYSE EURONEXT</b> 2% OCT 05 2017 DTD 10/05/2012 629491-AB-7 A /A2	100 66	30,000 00	30,199 20	30,153 08	46 12	600 00 93 33	1 21%
<b>NUCOR CORPORATION</b> NOTES 5 3/4% DEC 01 2017 DTD 12/03/2007 670346-AG-0 A- /BAA	103 70	20,000 00	20,755 20	24,014 40	(3,259 20)	1,150 00 575 00	1 93%
<b>Total Short Term</b>			<b>\$161,231.86</b>	<b>\$176,920.19</b>	<b>(\$15,688.33)</b>	<b>\$6,999.75 \$1,789.39</b>	<b>1 65%</b>



MARY D CLAPHAM CHARITABLE TRUST-FI ACCT P55777208  
For the Period 11/1/16 to 11/30/16

	Pnce	Quantity	Value	Adjusted Tax Cost Original Cost	Unrealized Gain/Loss	Est Annual Income Accrued Interest	Yield
<b>US Fixed Income</b>							
AMERICA MOVIL SAB DE CV 5 5/8% NOV 15 2017 DTD 10/30/2007 02364W-AN-5 A- /A2	103 81	20,000 00	20,762 40	21,729 40	(967 00)	1 125 00 50 00	1 60%
WELLS FARGO COMPANY 5 5/8% DEC 11 2017 DTD 12/10/2007 949746-NX-5 A /A2	103 91	35,000 00	36,367 80	40,164 95	(3,797 15)	1,968 75 929 67	1 77%
BANK OF NOVA SCOTIA 1 375% 12/18/2017 DTD 12/18/2012 064159-BE-5 A+ /AA3	99 89	35,000 00	34,961 85	34,659 82	302 03	481 25 217 88	1 48%
TOYOTA MOTOR CREDIT CORP MTN 1 450% 01/12/2018 DTD 01/12/2015 89236T-CA-1 AA- /AA3	100 00	8,000 00	8,000 00	7,989 04	10 96	116 00 44 78	1 45%
DEUTSCHE BANK AG 1 875% 02/13/2018 DTD 02/13/2015 25152R-YD-9 BBB /BAA	98 67	2,000 00	1,973 34	1,997 62	(24 28)	37 50 11 25	3 01%
FHLMC 0 875% 03/07/2018 DTD 01/17/2013 3137EA-DP-1 AAA /	99 82	250,000 00	249,550 00	242,233 80	7,316 20	2,187 50 510 25	1 02%
AMERICAN EXPRESS SR NOTES 7% MAR 19 2018 DTD 03/19/2008 025816-AY-5 BBB /A3	106 66	30,000 00	31,998 60	35,820 30	(3,821 70)	2,100 00 420 00	1 79%
FHLMC GOLD E01376 4% 04/01/18 31294K-Q5-7	102 71	8,506 64	8,737 25	9,006 41	(269 16)	340 26 28 35	



— MARY D CLAPHAM CHARITABLE TRUST-FI ACCT P55777208  
For the Period 11/1/16 to 11/30/16

	Price	Quantity	Value	Adjusted Tax Cost Original Cost	Unrealized Gain/Loss	Est Annual Income Accrued Interest	Yield
<b>US Fixed Income</b>							
<b>GOLDMAN SACHS GROUP INC</b> 6 15% APR 01 2018 DTD 04/01/2008 38141G-FM-1 BBB-/A3	105 37	15,000 00	15,805 95	16,243 35	(437 40)	922 50 153 75	2 04%
<b>MERRILL LYNCH &amp; CO</b> MEDIUM TERM NOTES 6 7/8% APR 25 2018 DTD 04/25/2008 59018Y-N6-4 BBB-/BAA	106 74	50,000 00	53,368 50	54,342 50	(974 00)	3,437 50 343 75	1 97%
<b>SUNCOR ENERGY INC</b> 6 1% JUN 01 2018 DTD 06/06/2008 86722T-AA-0 A-/BAA	106 49	20,000 00	21,297 20	21,438 60	(141 40)	1,220 00 610 00	1 71%
<b>US TREAS 2 25% 07/31/18</b> 912828-QY-9 NR /AAA	101 98	255,000 00	260,059 20	274,035 36	(13,976 16)	5,737 50 1,917 60	1 05%
<b>FHLMC GOLD E99273 3.5% 10/01/18</b> 3128H7-JS-2	104 44	8,228 39	8,593 48	8,516 38	77 10	287 99 23 99	
<b>AMERICREDIT AUTOMOBILE RECEIVABLES</b> TRUST 2012-4 CL D 2 680% 10/09/2018 DTD 09/20/2012 03063X-AG-0 AAA /	100 29	50,000 00	50,143 00	50,285 16	(142 16)	1,340 00 85 60	1 83%
<b>VOLKSWAGEN AUTO LOAN 2014-1</b> CL A3 10/22/2018 DTD 04/30/2014 92867R-AC-3 /AAA	99 78	23,312 15	23,259 93	23,181 01	78 92	212 14 9 42	1 44%
<b>US TREAS 1 75% 10/31/18</b> 912828-RP-7 NR /AAA	101 20	150,000 00	151,804 50	151,593 75	210 75	2,625 00 224 70	1 11%
<b>FHLMC GOLD E01490 5% 11/01/18</b> 31294K-LP-8	103 03	19,500 36	20,091 03	20,841 01	(749 98)	975 01 81 24	0 86%





MARY D CLAPHAM CHARITABLE TRUST-FI ACCT P55777208  
For the Period 11/1/16 to 11/30/16

	Price	Quantity	Value	Adjusted Tax Cost Original Cost	Unrealized Gain/Loss	Est Annual Income Accrued Interest	Yield
<b>US Fixed Income</b>							
NATIONAL RURAL UTIL CORP 10 3/8% NOV 01 2018 DTD 10/30/2008 637432-LR-4 A /A1	116 23	20,000 00	23,245 60	29,450 60	(6,205 00)	2,075 00 172 90	1 73%
FHLMC GOLD E01539 5.5% 12/01/18 31294K-V8-5	103 05	28,688 51	29,562 08	30,840 13	(1,278 05)	1,577 86 70 11	1 42%
FNMA 254987 5% 12/01/18 31371L-F4-6	102 68	29,268 80	30,052 33	31,070 66	(1,018 33)	1,463 44 121 93	1 89%
CATERPILLAR INC NOTES 7 9% DEC 15 2018 DTD 12/05/2008 149123-BQ-3 A /A2	112 26	20,000 00	22,451 80	27,060 60	(4,608 80)	1,580 00 728 54	1 75%
AMERICREDIT AUTOMOBILE RECEIVA 2013-1 C L C 1 570% 01/08/2019 DTD 01/24/2013 03064Y-AE-2 AAA /NR	100 09	17,748 41	17,765 09	17,762 27	2 82	278 65 17 80	1 12%
TRANS CANADA PIPELINES 7 1/8% JAN 15 2019 DTD 01/09/2009 893526-8Y-2 A- /A3	110 06	25 000 00	27,514 25	32,515 25	(5,001 00)	1,781 25 672 90	2 25%
FNMA 769305 5% 02/01/19 31404H-U6-4	102 37	12,803 38	13,107 21	13,763 63	(656 42)	640 16 53 34	2 40%
NOVARTIS SECS INVEST LTD 5 1/8% FEB 10 2019 DTD 02/10/2009 66989G-AA-8 AA- /AA3	107 28	30,000 00	32,183 10	36,282 90	(4,099 80)	1,537 50 474 06	1 73%



MARY D CLAPHAM CHARITABLE TRUST-FI ACCT P55777208  
For the Period 11/1/16 to 11/30/16

	Price	Quantity	Value	Adjusted Tax Cost Original Cost	Unrealized Gain/Loss	Est Annual Income Accrued Interest	Yield
<b>US Fixed Income</b>							
<b>AT&amp;T INC</b> NOTES 5.8% FEB 15 2019 DTD 02/03/2009 00206R-AR-3 BBB /BAA	107.36	9,000.00	9,662.04	9,699.84	(37.80)	522.00 153.69	2.36%
<b>GOLDMAN SACHS GROUP INC</b> SR NOTES 7.1/2% FEB 15 2019 DTD 02/05/2009 38141E-A2-5 BBB /A3	111.11	25,000.00	27,776.50	30,786.50	(3,010.00)	1,875.00 552.08	2.30%
<b>METLIFE INC</b> NOTES 7.717% FEB 15 2019 DTD 02/15/2009 59156R-AT-5 A- /A3	112.47	20,000.00	22,494.20	25,700.00	(3,205.80)	1,543.40 454.44	1.91%
<b>GNMA II</b> 5% FEB 20 2019 DTD 02/01/2004 POOL NO 3507 36202D-3Q-2	103.25	14,823.07	15,304.67	15,971.87	(667.20)	741.15 61.75	1.62%
<b>BANK OF NEW YORK MELLON MTN</b> 2.200% 03/04/2019 DTD 02/04/2014 06406H-CR-8 A /A1	100.70	10,000.00	10,069.80	10,087.10	(17.30)	220.00 53.16	1.88%
<b>FNMA 1999-6 CL PB</b> 6.000% 03/25/2019 DTD 02/26/1999 31359V-PK-3	103.52	44,892.72	46,474.74	47,137.34	(662.60)	2,693.56 224.46	1.46%
<b>SIMON PROPERTY GROUP LP</b> SR NOTES 10.35% APR 01 2019 DTD 03/25/2009 828807-CA-3 A /A2	119.72	25,000.00	29,931.00	35,018.50	(5,087.50)	2,587.50 431.25	1.69%



MARY D CLAPHAM CHARITABLE TRUST-FI ACCT P55777208  
For the Period 11/1/16 to 11/30/16

	Price	Quantity	Value	Adjusted Tax Cost Original Cost	Unrealized Gain/Loss	Est Annual Income Accrued Interest	Yield
<b>US Fixed Income</b>							
<b>BHP BILLITON FIN USA LTD</b> 6 1/2% APR 01 2019 DTD 03/25/2009 055451-AH-1 A /A3	110 34	9,000 00	9,930 42	10,780 24	(849 82)	585 00 97 50	1 95%
<b>SANTANDER DRIVE AUTO RECEIVABLES</b> TRUST 13-3 1 800% 04/15/2019 DTD 05/08/2013 80283G-AE-4 AAA /NR	100 18	38,875 25	38,943 67	38,908 66	35 01	699 75 31 10	1 31%
<b>RIO TINTO FIN USA LTD</b> 9% MAY 01 2019 DTD 04/17/2009 767201-AH-9 A- /BAA	116 14	5,000 00	5,807 00	6,817 98	(1,010 98)	450 00 37 50	2 12%
<b>US TREAS 3 125% 05/15/19</b> 912828-KQ-2 NR./AAA	104 47	385,000 00	402,205 65	411,945 11	(9,739 46)	12,031 25 531 69	1 27%
<b>FNMA 779234 5% 06/01/19</b> 31404U-V3-1	102 18	19,533 17	19,958 80	21,022 60	(1,063 80)	976 65 81 38	2 86%
<b>ACE INA HOLDINGS</b> 5 9% JUN 15 2019 DTD 06/08/2009 00440E-AM-9 A /A3	109 80	10,000 00	10,980 00	11,352 80	(372 80)	590 00 272 05	1 93%
<b>COMCAST CORP NEW NT</b> 5 70% JUN 01 2019 DTD 06/18/2009 20030N-AZ-4 A- /A3	109 62	25,000 00	27,405 75	30,292 00	(2,886 25)	1,425 00 593 75	1 87%
<b>AMERICREDIT AUTOMOBILE RECEIVA</b> 2014-4 CL-A3 1 270% 07/08/2019 DTD 11/20/2014 03065J-AD-6 NR /	100 05	57,251 21	57,282 13	57,331 73	(49 60)	727 09 46 43	1 14%



MARY D CLAPHAM CHARITABLE TRUST-FI ACCT P55777208  
For the Period 11/1/16 to 11/30/16

	Pnce	Quantity	Value	Adjusted Tax Cost Original Cost	Unrealized Gain/Loss	Est Annual Income Accrued Interest	Yield
<b>US Fixed Income</b>							
CITIGROUP INC 2 500% 07/29/2019 DTD 07/29/2014 172967-HU-8 BBB /BAA	100 46	45,000 00	45,207 45	45,478 80	(271 35)	1,125 00 381 24	2 32%
AMERICAN HONDA FINANCE MTN 2 250% 08/15/2019 DTD 09/09/2014 02665W-AH-4 A+ /A1	100 79	15,000 00	15,117 90	14,972 25	145 65	337 50 99 38	1 95%
FHLMC GOLD B16578 5 5% 09/01/19 312969-JX-7	103 30	8,912 88	9,207 36	9,637 07	(429 71)	490 20 40 85	2 10%
US TREAS 3 375% 11/15/19 912828-LY-4 NR /AAA	105 73	325,000 00	343,612 75	351,723 63	(8,110 88)	10,968 75 487 50	1 39%
FHLMC SER 2886 CL BE 4 500% 11/15/2019 DTD 11/01/2004 31395H-ZF-0	102 25	85,186 83	87,100 98	94,435 67	(7,334 69)	3,833 40 319 45	1 29%
ANHEUSER BUSCH INBEV WOR 6 7/8% NOV 15 2019 DTD 11/15/2010 03523T-BH-0 A- /A3	113 60	25,000 00	28,398 75	30,944 00	(2,545 25)	1,718 75 76 38	2 11%
LOCKHEED MARTIN CORP SR NOTES 4 1/4% NOV 15 2019 DTD 11/18/2009 539630-AT-6 BBB /BAA	106 73	25,000 00	26,682 25	28,021 25	(1,339 00)	1,062 50 47 20	1 90%
WESTPAC BANKING CORP NOTES 4 7/8% NOV 19 2019 DTD 11/19/2009 961214-BK-8 AA- /AA2	107 56	30,000 00	32,267 40	33,712 42	(1,445 02)	1,462 50 48 75	2 23%
AMAZON COM INC 2 600% 12/05/2019 DTD 12/05/2014 023135-AL-0 AA- /BAA	102 13	9,000 00	-9,191 34	8,982 00	209 34	234 00 114 40	1 87%



MARY D CLAPHAM CHARITABLE TRUST-FI ACCT P55777208  
For the Period 11/1/16 to 11/30/16

	Price	Quantity	Value	Adjusted Tax Cost Original Cost	Unrealized Gain/Loss	Est Annual Income Accrued Interest	Yield
<b>US Fixed Income</b>							
FHLMC GOLD G18032 4.5% 01/01/20 3128MM-BA-0	103 14	13,269 48	13,686 40	14,123 70	(437 30)	597 12 49 76	1 72%
FHLMC GOLD G11728 5 5% 02/01/20 31283K-4M-7	103 30	14,555 88	15,036 80	15,415 61	(378 81)	800 57 56 71	2 10%
PNC FUNDING CORP SR NOTES 5 1/8% FEB 08 2020 DTD 02/08/2010 693476-BJ-1 A- /A3	108 31	25,000 00	27,078 50	28,558 75	(1,480 25)	1,281 25 402 15	2 40%
BANK OF NY MELLON CORP MTN 2 150% 02/24/2020 DTD 02/24/2015 06406H-CZ-0 A /A1	99 69	9,000 00	8,971 92	8,985 96	(14 04)	193 50 52 14	2 25%
VOLKSWAGEN AUTO LOAN ENHANCED 2013-2 CL A4 1 160% 03/20/2020 DTD 11/13/2013 92867P-AD-5 NR /	99 77	72,000 00	71,837 28	71,915 63	(78 35)	835 20 25 49	1 43%
SANTANDER DRIVE AUTO RECEIVABL 2014-1 CL C 2 360% 04/15/2020 DTD 01/15/2014 80283N-AF-6 AAA /	100 46	33,854 62	34,010 01	33,949 84	60 17	798 96 35 48	1 34%
US TREAS 3.5% 05/15/20 912828-ND-8 NR /AAA	106 47	155,000 00	165,026 95	169,755 27	(4 728 32)	5,425 00 239 63	1 57%
CALIFORNIA REPUBLIC AUTO RECEI 2014-4 CL A4 1 840% 06/15/2020 DTD 12/18/2014 13057A-AD-4 NR /	100 55	65,000 00	65,358 80	64,390 63	968 17	1,196 00 53 11	1 37%
MORGAN STANLEY 2 800% 06/16/2020 DTD 06/16/2015-- 61761J-B3-2 BBB /A3	100 94	40,000 00	40,377 20	40,010 40	366 80	1,120 00 513 32	2 52%



MARY D CLAPHAM CHARITABLE TRUST-FI ACCT P55777208  
For the Period 11/1/16 to 11/30/16

	Pnce	Quantity	Value	Adjusted Tax Cost Original Cost	Unrealized Gain/Loss	Est Annual Income Accrued Interest	Yield-
<b>US Fixed Income</b>							
<b>PRUDENTIAL FINANCIAL INC</b> 5 3/8% JUN 21 2020 DTD 06/21/2010 74432Q-BM-6 A /BAA	110 05	35,000 00	38,517 85	40,167 75	(1,649 90)	1,881 25 836 08	2 41%
<b>FNMA AE0019 5% 07/01/20</b> 31419A-AV-9	102 97	7,921 31	8,156 81	8,516 64	(359 83)	396 06 33 00	2 87%
<b>INTEL CORP</b> 2 450% 07/29/2020 DTD 07/29/2015 458140-AQ-3 A+ /A1	101 47	14,000 00	14,206 36	13,986 84	219 52	343 00 116 23	2 03%
<b>US TREAS 2 625% 08/15/20</b> 912828-NT-3 NR /AAA	103 53	200,000 00	207,062 00	210,615 82	(3,553 82)	5,250 00 1,545 80	1 64%
<b>FHLMC GOLD G11769 5% 10/01/20-</b> 31283K-6E-3	103 62	6,464 03	6,698 03	6,827 62	(129 59)	323 20 26 93	1 95%
<b>FHLMC GOLD G11778 5 5% 10/01/20</b> 31283K-6P-8	103 65	28,014 20	29,036 44	30,176 54	(1,140 10)	1,540 78 128 39	2 58%
<b>FNMA 840576 5% 10/01/20</b> 31407T-2H-2	102 66	17,460 51	17,924 44	18,868 27	(943 83)	873 02 72 74	3 17%
<b>BP CAPITAL MARKETS PLC</b> 4 1/2% OCT 01 2020 DTD 10/01/2010 05565Q-BP-2 A- /A2	107 50	35,000 00	37,623 95	38,764 95	(1,141 00)	1,575 00 262 50	2 44%
<b>US TREAS 2 625% 11/15/20</b> 912828-PC-8 NR /AAA	103 54	475,000 00	491,810 25	498,506 06	(6 795 81)	12,468 75 553 85	1 70%
<b>FNMA 831304 5 5% 01/01/21</b> 31407H-RZ-1	104 21	33,598 75	35,014 27	36,622 64	(1,608 37)	1,847 93 153 98	2 81%



MARY D CLAPHAM CHARITABLE TRUST-FI ACCT P55777208  
For the Period 11/1/16 to 11/30/16

	Pnce	Quantity	Value	Adjusted Tax Cost Original Cost	Unrealized Gain/Loss	Est Annual Income Accrued Interest	Yield
<b>US Fixed Income</b>							
GENERAL ELEC CAP CORP NOTES 4 5/8% JAN 07 2021 DTD 01/07/2011 36962G-4Y-7 AA- /A1	108 93	80,000 00	87,142 40	89,340 00	(2,197 60)	3,700 00 1,480 00	2 33%
FHLMC GOLD J01031 5 5% 02/01/21 3128PC-EC-2	103 79	29,674 83	30,800 40	32,345 57	(1,545 17)	1,632 11 136 00	2 58%
FNMA 2010-45 CL AH 2 250% 02/25/2021 DTD 04/30/2010 31398P-MK-2	100 83	32,118 40	32,383 38	32,560 02	(176 64)	722 66 60 22	1 22%
TORONTO-DOMINION BANK 2 125% 04/07/2021 DTD 04/07/2016 89114Q-BG-2 AA- /AA1	98 79	14,000 00	13,830 18	13,976 20	(146 02)	297 50 44 62	2 42%
FNMA 889195 4% 05/01/21 31410G-3C-5	102 86	12,031 99	12,376 22	12,693 73	(317 51)	481 27 40 10	2 27%
US TREAS 3 125% 05/15/21 912828-QN-3 NR /AAA	105 63	330,000 00	348,562 50	357,397 07	(8,834 57)	10,312 50 458 04	1 81%
GENERAL DYNAMICS CORP 3 7/8% JUL 15 2021 DTD 07/12/2011 369550-AR-9 A+ /A2	106 67	15,000 00	16,000 20	16,079 10	(78 90)	581 25 219 57	2 34%
GOLDMAN SACHS GROUP INC 5 1/4% JUL 27 2021 DTD 07/27/2011 38141G-GQ-1 BBB /A3	109 89	10,000 00	10,989 20	11,097 80	(108 60)	525 00 180 83	2 96%
FLUOR CORP (NEW) 3 3/8% SEP 15 2021 DTD 09/13/2011 343412-AB-8 A- /A3	102 79	15,000 00	15,417 75	15,678 30	(260 55)	506 25 106 88	2 75%



MARY D CLAPHAM CHARITABLE TRUST-FI ACCT P55777208  
For the Period 11/1/16 to 11/30/16

	Price	Quantity	Value	Adjusted Tax Cost Original Cost	Unrealized Gain/Loss	Est Annual Income Accrued Interest	Yield
<b>US Fixed Income</b>							
TEVA PHARM FIN IV BV 3 65% 11/10/2021 DTD 11/10/2011 88166J-AA-1 BBB /BAA	101 17	20,000 00	20,234 60	21,159 60	(925 00)	730 00 42 58	3 39%
US TREAS 8% 11/15/21 912810-EL-8 NR /AAA	128 85	400,000 00	515,408 00	536,763 28	(21,355 28)	32,000 00 1,422 00	1 88%
FHLMC GOLD G14035 5 5% 12/01/21 3128MC-V4-4	103 71	58,496 34	60,664 80	63,322 30	(2,657 50)	3,217 29 268 09	2 64%
WELLS FARGO & COMPANY 3 1/2% MAR 08 2022 DTD 03/08/2012 94974B-FC-9 A /A2	103 26	15,000 00	15,488 55	15,995 85	(507 30)	525 00 121 04	2 83%
US TREAS 1.75% 04/30/22 912828-WZ-9 NR /AAA	98 76	100,000 00	98,758 00	98,863 28	(105 28)	1,750 00 150 60	1 99%
AT&T INC 3 000% 06/30/2022 DTD 05/04/2015 00206R-CM-2 BBB /BAA	98 18	20,000 00	19,635 80	20,521 00	(885 20)	600 00 251 66	3 36%
US BANCORP MTN 2 95% JUL 15 2022 DTD 07/23/2012 91159J-AA-4 A- /A1	101 07	25,000 00	25,268 00	25,191 00	77 00	737 50 278 60	2 74%
GILEAD SCIENCES INC 3 250% 09/01/2022 DTD 09/14/2015 375558-BC-6 A /A3	102 56	20,000 00	20,512 20	20,845 10	(332 90)	650 00 162 50	2 76%
FNMA 257078 6% 02/01/23 31371N-Q7-3	108 15	42,520 32	45,987 00	46 626 19	(639 19)	2,551 21 212 60-	2 25%
FNMA 961755 5% 02/01/23 31414B-5Q-9	105 04	40,904 31	42,965 89	44,496 21	(1,530 32)	2,045 21 170 41	2 63%





MARY D CLAPHAM CHARITABLE TRUST-FI ACCT P55777208  
For the Period 11/1/16 to 11/30/16

	Pnce	Quantity	Value	Adjusted Tax Cost Original Cost	Unrealized Gain/Loss	Est Annual Income Accrued Interest	Yield
<b>US Fixed Income</b>							
ERP OPERATING LP 3 000% 04/15/2023 DTD 04/10/2013 26884A-BA-0 A- /BAA	98 68	20,000 00	19,736 40	20,555 60	(819 20)	600 00 76 66	3 23%
FNMA 995430 5 5% 09/01/23 31416B-Y3-6	104 28	21,655 95	22,582 82	23,794 46	(1,211 64)	1,191 07 99 25	3 57%
FNMA SER 2004-95 CL AK 5 5% 01/25/2025 DTD 12/01/2004 31394B-Y7-3	109 09	68,443 85	73,980 27	75,373 80	(1,393 53)	3,764 41 313 68	2 22%
FHLMC GOLD G30320 6% 07/01/25 3128CU-K9-6	113 45	60,255 01	68,356 90	66,920 74	1,436 16	3,615 30 301 28	
FHLMC 2935 CL HJ 5 000% 02/15/2035 DTD 02/01/2005 31395M-QK-6	106 55	59,802 40	63,720 65	65,782 63	(2,061 98)	2,990 12 249 14	2 14%
GNMA 2005-17 CL GE 5 000% 02/20/2035 DTD 02/01/2005 38374K-SW-4	107 95	88,647 81	95,690 88	96,792 31	(1,101 43)	4,432 39 369 31	2 50%
P GNMA 2005-54 CL JE REMIC 5 000% 07/20/2035 DTD 07/29/2005 38374L-WF-4	109 91	108,000 00	118,700 64	118,665 00	35 64	5,400 00 (15 00)	2 61%
FNMA 2005-79 CL DB 5 500% 09/25/2035 DTD 08/29/2005 31394F-GY-5	110 18	68,735 59	75,729 44	76,296 50	(567 06)	3,780 45 315 02	2 65%
FNMA 2014-63 CL ER 2 500% 02/25/2036 DTD 12/30/2014 3136AM-CA-5	101 13	150,866 88	152,565 64	155,440 02	(2,874 38)	3,771 67 314 26	2 04%
FHLMC 3620 CL AT 4 276% 12/15/2036 DTD 01/01/2010 31398W-B8-6	105 77	44,684 18	47,260 50	46,136 41	1,124 09	1,910 63 159 21	



MARY D CLAPHAM CHARITABLE TRUST-FI ACCT P55777208  
For the Period 11/1/16 to 11/30/16

	Price	Quantity	Value	Adjusted Tax Cost Original Cost	Unrealized Gain/Loss	Est Annual Income Accrued Interest	Yield
<b>US Fixed Income</b>							
FHLMC MAY3504 CL PC 4 000% 01/15/2039 DTD 01/01/2009 31397Y-RK-9	103 41	29,217 51	30,212 37	30,568 81	(356 44)	1,168 70 97 38	1 63%
FNMA 2010-7 CL PE 5 000% 02/25/2040 DTD 01/01/2010 31398G-YK-9	104 85	65,477 12	68,650 80	69,569 44	(918 64)	3,273 85 272 78	2 54%
WACHOVIA BANK COMMERCIAL MORTGAGE TRUST SER 2007-C30 CL A5 5 342% DEC 15 2043 DTD 03/01/2007 92978Q-CB-1 AAA /AAA	100 13	28,611 84	28,648 75	29,166 20	(517 45)	1,528 44 127 35	2 06%
<b>Total US Fixed Income</b>			<b>\$6,149,363.43</b>	<b>\$6,313,856 30</b>	<b>(\$164,492.87)</b>	<b>\$224,686 08 \$26,865 14</b>	<b>1 75%</b>
<b>Non-US Fixed Income</b>							
ROYAL BANK OF CANADA 1 2% SEP 19 2017 DTD 09/19/2012 78011D-AC-8 NR /AAA	.99 94	21,000 00	20,987 40	20,997 90	(10 50)	252 00 50 40	1 27%