



See a Social Security Number? Say Something!
Report Privacy Problems to <https://public.resource.org/privacy>
Or call the IRS Identity Theft Hotline at 1-800-908-4490



Return of Private Foundation
 or Section 4947(a)(1) Trust Treated as Private Foundation
 Do not enter social security numbers on this form as it may be made public.
 Information about Form 990-PF and its separate instructions is at www.irs.gov/form990pf

For calendar year 2015 or tax year beginning 11/01, 2015, and ending 10/31, 2016

Name of foundation EVERETT & EDITH COMER CHARITABLE TRUST		A Employer identification number 71-6230328	
R74854002		B Telephone number (see instructions) 866-888-5157	
Number and street (or P.O. box number if mail is not delivered to street address) 10 S DEARBORN IL1-0117		Room/suite	
City or town, state or province, country, and ZIP or foreign postal code CHICAGO, IL 60603		C If exemption application is pending, check here <input type="checkbox"/>	
G Check all that apply:		D 1 Foreign organizations, check here <input type="checkbox"/>	
<input type="checkbox"/> Initial return	<input type="checkbox"/> Initial return of a former public charity	2 Foreign organizations meeting the 85% test, check here and attach computation <input type="checkbox"/>	
<input type="checkbox"/> Final return	<input type="checkbox"/> Amended return	E If private foundation status was terminated under section 507(b)(1)(A), check here <input type="checkbox"/>	
<input type="checkbox"/> Address change	<input type="checkbox"/> Name change	F If the foundation is in a 60-month termination under section 507(b)(1)(B), check here <input type="checkbox"/>	
H Check type of organization: <input checked="" type="checkbox"/> Section 501(c)(3) exempt private foundation			
<input checked="" type="checkbox"/> Section 4947(a)(1) nonexempt charitable trust <input type="checkbox"/> Other taxable private foundation			
I Fair market value of all assets at end of year (from Part II, col. (c), line 16) \$ 634,724.		J Accounting method: <input checked="" type="checkbox"/> Cash <input type="checkbox"/> Accrual <input type="checkbox"/> Other (specify) _____	
		(Part I, column (d) must be on cash basis)	

Part I Analysis of Revenue and Expenses (The total of amounts in columns (b), (c), and (d) may not necessarily equal the amounts in column (a) (see instructions).)		(a) Revenue and expenses per books	(b) Net investment income	(c) Adjusted net income	(d) Disbursements for charitable purposes (cash basis only)
Revenue	1 Contributions, gifts, grants, etc., received (attach schedule)				
	2 Check <input checked="" type="checkbox"/> if the foundation is not required to attach Sch. B.				
	3 Interest on savings and temporary cash investments.				
	4 Dividends and interest from securities	16,288.	16,221.		
	5a Gross rents				
	b Net rental income or (loss)				
	6a Net gain or (loss) from sale of assets not on line 10	44,687.			
	b Gross sales price for all assets on line 6a 531,262.				
	7 Capital gain net income (from Part IV, line 2)		44,687.		
	8 Net short-term capital gain				
	9 Income modifications				
	10a Gross sales less returns and allowances				
b Less Cost of goods sold					
c Gross profit or (loss) (attach schedule)					
11 Other income (attach schedule)					
12 Total. Add lines 1 through 11	60,975.	60,908.			
Operating and Administrative Expenses	13 Compensation of officers, directors, trustees, etc.	15,459.	9,276.		6,184.
	14 Other employee salaries and wages		NONE	NONE	
	15 Pension plans, employee benefits		NONE	NONE	
	16a Legal fees (attach schedule)				
	b Accounting fees (attach schedule)				
	c Other professional fees (attach schedule)				
	17 Interest				
	18 Taxes (attach schedule) (see instructions)	324.	324.		
	19 Depreciation (attach schedule) and depletion				
	20 Occupancy				
	21 Travel, conferences, and meetings		NONE	NONE	
	22 Printing and publications		NONE	NONE	
23 Other expenses (attach schedule)					
24 Total operating and administrative expenses. Add lines 13 through 23.	15,783.	9,600.	NONE	6,184.	
25 Contributions, gifts, grants paid	30,600.			30,600.	
26 Total expenses and disbursements. Add lines 24 and 25.	46,383.	9,600.	NONE	36,784.	
27 Subtract line 26 from line 12					
a Excess of revenue over expenses and disbursements	14,592.				
b Net investment income (if negative, enter -0-)		51,308.			
c Adjusted net income (if negative, enter -0-)					

SCANNED MAR 17 2017

POSTMARK RECEIVED
 03 15 2017
 12 OGDEN SERVICE CENTER

Part II Balance Sheets		Attached schedules and amounts in the description column should be for end-of-year amounts only (See instructions)			
		Beginning of year (a) Book Value	End of year (b) Book Value (c) Fair Market Value		
Assets	1	Cash - non-interest-bearing	809.	849.	849.
	2	Savings and temporary cash investments	34,533.	23,448.	23,448.
	3	Accounts receivable ▶ Less: allowance for doubtful accounts ▶			
	4	Pledges receivable ▶ Less: allowance for doubtful accounts ▶			
	5	Grants receivable			
	6	Receivables due from officers, directors, trustees, and other disqualified persons (attach schedule) (see instructions)			
	7	Other notes and loans receivable (attach schedule) ▶ Less: allowance for doubtful accounts ▶ NONE			
	8	Inventories for sale or use			
	9	Prepaid expenses and deferred charges			
	10a	Investments - U S and state government obligations (attach schedule)			
	b	Investments - corporate stock (attach schedule)	443,444.	439,850.	459,114.
	c	Investments - corporate bonds (attach schedule)	55,150.	148,835.	151,313.
	11	Investments - land, buildings, and equipment basis ▶ Less: accumulated depreciation (attach schedule) ▶			
	12	Investments - mortgage loans			
	13	Investments - other (attach schedule)	64,520.		
	14	Land, buildings, and equipment basis ▶ Less: accumulated depreciation (attach schedule) ▶			
15	Other assets (describe ▶)				
16	Total assets (to be completed by all filers - see the instructions. Also, see page 1, item I)	598,456.	612,982.	634,724.	
Liabilities	17	Accounts payable and accrued expenses			
	18	Grants payable			
	19	Deferred revenue			
	20	Loans from officers, directors, trustees, and other disqualified persons			
	21	Mortgages and other notes payable (attach schedule)			
	22	Other liabilities (describe ▶)			
23	Total liabilities (add lines 17 through 22)		NONE		
Net Assets or Fund Balances	Foundations that follow SFAS 117, check here ▶ <input type="checkbox"/> and complete lines 24 through 26 and lines 30 and 31.				
	24	Unrestricted			
	25	Temporarily restricted			
	26	Permanently restricted			
	Foundations that do not follow SFAS 117, check here and complete lines 27 through 31. ▶ <input checked="" type="checkbox"/>				
	27	Capital stock, trust principal, or current funds	598,456.	612,982.	
	28	Paid-in or capital surplus, or land, bldg, and equipment fund			
29	Retained earnings, accumulated income, endowment, or other funds				
30	Total net assets or fund balances (see instructions)	598,456.	612,982.		
31	Total liabilities and net assets/fund balances (see instructions)	598,456.	612,982.		

Part III Analysis of Changes in Net Assets or Fund Balances

1	Total net assets or fund balances at beginning of year - Part II, column (a), line 30 (must agree with end-of-year figure reported on prior year's return)	1	598,456.
2	Enter amount from Part I, line 27a	2	14,592.
3	Other increases not included in line 2 (itemize) ▶	3	
4	Add lines 1, 2, and 3	4	613,048.
5	Decreases not included in line 2 (itemize) ▶ COST BASIS ADJUSTMENT	5	66.
6	Total net assets or fund balances at end of year (line 4 minus line 5) - Part II, column (b), line 30	6	612,982.

Part IV Capital Gains and Losses for Tax on Investment Income

(a) List and describe the kind(s) of property sold (e.g., real estate, 2-story brick warehouse; or common stock, 200 shs. MLC Co.)		(b) How acquired P - Purchase D - Donation	(c) Date acquired (mo, day, yr.)	(d) Date sold (mo, day, yr.)
1a PUBLICLY TRADED SECURITIES				
b				
c				
d				
e				
(e) Gross sales price	(f) Depreciation allowed (or allowable)	(g) Cost or other basis plus expense of sale	(h) Gain or (loss) (e) plus (f) minus (g)	
a 531,262.		486,575.	44,687.	
b				
c				
d				
e				
Complete only for assets showing gain in column (h) and owned by the foundation on 12/31/69				(l) Gains (Col. (h) gain minus col. (k), but not less than -0-) or Losses (from col (h))
(i) F.M.V. as of 12/31/69	(j) Adjusted basis as of 12/31/69	(k) Excess of col. (i) over col. (j), if any		
a			44,687.	
b				
c				
d				
e				
2 Capital gain net income or (net capital loss)	{ If gain, also enter in Part I, line 7 If (loss), enter -0- in Part I, line 7 }		2	44,687.
3 Net short-term capital gain or (loss) as defined in sections 1222(5) and (6): If gain, also enter in Part I, line 8, column (c) (see instructions). If (loss), enter -0- in Part I, line 8	{ If gain, also enter in Part I, line 8, column (c) (see instructions). If (loss), enter -0- in Part I, line 8 }		3	

Part V Qualification Under Section 4940(e) for Reduced Tax on Net Investment Income

(For optional use by domestic private foundations subject to the section 4940(a) tax on net investment income.)

If section 4940(d)(2) applies, leave this part blank.

Was the foundation liable for the section 4942 tax on the distributable amount of any year in the base period? Yes No
 If "Yes," the foundation does not qualify under section 4940(e). Do not complete this part.

1 Enter the appropriate amount in each column for each year; see the instructions before making any entries.				
(a) Base period years Calendar year (for tax year beginning in)	(b) Adjusted qualifying distributions	(c) Net value of noncharitable-use assets	(d) Distribution ratio (col (b) divided by col (c))	
2014	37,291.	703,462.	0.053011	
2013	40,196.	739,455.	0.054359	
2012	31,944.	679,856.	0.046986	
2011	32,683.	637,204.	0.051291	
2010	32,377.	688,548.	0.047022	
2 Total of line 1, column (d)			2	0.252669
3 Average distribution ratio for the 5-year base period - divide the total on line 2 by 5, or by the number of years the foundation has been in existence if less than 5 years			3	0.050534
4 Enter the net value of noncharitable-use assets for 2015 from Part X, line 5			4	649,379.
5 Multiply line 4 by line 3			5	32,816.
6 Enter 1% of net investment income (1% of Part I, line 27b)			6	513.
7 Add lines 5 and 6			7	33,329.
8 Enter qualifying distributions from Part XII, line 4 If line 8 is equal to or greater than line 7, check the box in Part VI, line 1b, and complete that part using a 1% tax rate. See the Part VI instructions.			8	36,784.

Part VI Excise Tax Based on Investment Income (Section 4940(a), 4940(b), 4940(e), or 4948 - see instructions)

Table with 11 rows for excise tax calculations. Includes sub-rows 6a-6d for credits and payments. Total tax due is 594, with 594 refunded.

Part VII-A Statements Regarding Activities

Table with 10 rows for activity statements. Columns include question number, Yes, and No. Includes questions about political activities, unrelated business income, and state registration.

Part VII-A Statements Regarding Activities (continued)

11 At any time during the year, did the foundation, directly or indirectly, own a controlled entity within the meaning of section 512(b)(13)? If "Yes," attach schedule (see instructions).
12 Did the foundation make a distribution to a donor advised fund over which the foundation or a disqualified person had advisory privileges? If "Yes," attach statement (see instructions).
13 Did the foundation comply with the public inspection requirements for its annual returns and exemption application?
Website address N/A
14 The books are in care of JP MORGAN CHASE BANK, N.A. Telephone no. (866) 888-5157
Located at 10 S DEARBORN ST; MC; IL1-0117, CHICAGO, IL ZIP+4 60603
15 Section 4947(a)(1) nonexempt charitable trusts filing Form 990-PF in lieu of Form 1041 - Check here
16 At any time during calendar year 2015, did the foundation have an interest in or a signature or other authority over a bank, securities, or other financial account in a foreign country?

Part VII-B Statements Regarding Activities for Which Form 4720 May Be Required

File Form 4720 if any item is checked in the "Yes" column, unless an exception applies.

1a During the year did the foundation (either directly or indirectly)
(1) Engage in the sale or exchange, or leasing of property with a disqualified person?
(2) Borrow money from, lend money to, or otherwise extend credit to (or accept it from) a disqualified person?
(3) Furnish goods, services, or facilities to (or accept them from) a disqualified person?
(4) Pay compensation to, or pay or reimburse the expenses of, a disqualified person?
(5) Transfer any income or assets to a disqualified person (or make any of either available for the benefit or use of a disqualified person)?
(6) Agree to pay money or property to a government official?
b If any answer is "Yes" to 1a(1)-(6), did any of the acts fail to qualify under the exceptions described in Regulations section 53.4941(d)-3 or in a current notice regarding disaster assistance (see instructions)?
c Did the foundation engage in a prior year in any of the acts described in 1a, other than excepted acts, that were not corrected before the first day of the tax year beginning in 2015?
2 Taxes on failure to distribute income (section 4942) (does not apply for years the foundation was a private operating foundation defined in section 4942(j)(3) or 4942(j)(5))
a At the end of tax year 2015, did the foundation have any undistributed income (lines 6d and 6e, Part XIII) for tax year(s) beginning before 2015?
b Are there any years listed in 2a for which the foundation is not applying the provisions of section 4942(a)(2) (relating to incorrect valuation of assets) to the year's undistributed income?
c If the provisions of section 4942(a)(2) are being applied to any of the years listed in 2a, list the years here.
3a Did the foundation hold more than a 2% direct or indirect interest in any business enterprise at any time during the year?
b If "Yes," did it have excess business holdings in 2015 as a result of (1) any purchase by the foundation or disqualified persons after May 26, 1969, (2) the lapse of the 5-year period (or longer period approved by the Commissioner under section 4943(c)(7)) to dispose of holdings acquired by gift or bequest; or (3) the lapse of the 10-, 15-, or 20-year first phase holding period?
4a Did the foundation invest during the year any amount in a manner that would jeopardize its charitable purposes?
b Did the foundation make any investment in a prior year (but after December 31, 1969) that could jeopardize its charitable purpose that had not been removed from jeopardy before the first day of the tax year beginning in 2015?

Part VII-B Statements Regarding Activities for Which Form 4720 May Be Required (continued)

5a During the year did the foundation pay or incur any amount to

(1) Carry on propaganda, or otherwise attempt to influence legislation (section 4945(e))? Yes No

(2) Influence the outcome of any specific public election (see section 4955); or to carry on, directly or indirectly, any voter registration drive? Yes No

(3) Provide a grant to an individual for travel, study, or other similar purposes? Yes No

(4) Provide a grant to an organization other than a charitable, etc., organization described in section 4945(d)(4)(A)? (see instructions). Yes No

(5) Provide for any purpose other than religious, charitable, scientific, literary, or educational purposes, or for the prevention of cruelty to children or animals? Yes No

b If any answer is "Yes" to 5a(1)-(5), did any of the transactions fail to qualify under the exceptions described in Regulations section 53.4945 or in a current notice regarding disaster assistance (see instructions)? **5b**

Organizations relying on a current notice regarding disaster assistance check here

c If the answer is "Yes" to question 5a(4), does the foundation claim exemption from the tax because it maintained expenditure responsibility for the grant? Yes No
If "Yes," attach the statement required by Regulations section 53.4945-5(d)

6a Did the foundation, during the year, receive any funds, directly or indirectly, to pay premiums on a personal benefit contract? Yes No

b Did the foundation, during the year, pay premiums, directly or indirectly, on a personal benefit contract? Yes No **6b** X
If "Yes" to 6b, file Form 8870

7a At any time during the tax year, was the foundation a party to a prohibited tax shelter transaction? Yes No

b If "Yes," did the foundation receive any proceeds or have any net income attributable to the transaction? Yes No **7b**

Part VIII Information About Officers, Directors, Trustees, Foundation Managers, Highly Paid Employees, and Contractors

1 List all officers, directors, trustees, foundation managers and their compensation (see instructions).

(a) Name and address	(b) Title, and average hours per week devoted to position	(c) Compensation (if not paid, enter -0-)	(d) Contributions to employee benefit plans and deferred compensation	(e) Expense account, other allowances
JP MORGAN CHASE BANK, N.A. 10 S DEARBORN ST; MC; IL1-0117, CHICAGO, IL 60603	TRUSTEE 2	15,459.	-0-	-0-

2 Compensation of five highest-paid employees (other than those included on line 1 - see instructions). If none, enter "NONE."

(a) Name and address of each employee paid more than \$50,000	(b) Title, and average hours per week devoted to position	(c) Compensation	(d) Contributions to employee benefit plans and deferred compensation	(e) Expense account, other allowances
NONE		NONE	NONE	NONE

Total number of other employees paid over \$50,000 **NONE**

Part VIII Information About Officers, Directors, Trustees, Foundation Managers, Highly Paid Employees, and Contractors (continued)

3 Five highest-paid independent contractors for professional services (see instructions). If none, enter "NONE."

(a) Name and address of each person paid more than \$50,000	(b) Type of service	(c) Compensation
NONE		NONE
Total number of others receiving over \$50,000 for professional services		NONE

Part IX-A Summary of Direct Charitable Activities

List the foundation's four largest direct charitable activities during the tax year. Include relevant statistical information such as the number of organizations and other beneficiaries served, conferences convened, research papers produced, etc.

Expenses

1 NONE	
2	
3	
4	

Part IX-B Summary of Program-Related Investments (see instructions)

Describe the two largest program-related investments made by the foundation during the tax year on lines 1 and 2.

Amount

1 NONE	
2	
All other program-related investments See instructions.	
3 NONE	
Total. Add lines 1 through 3	

Part X Minimum Investment Return (All domestic foundations must complete this part. Foreign foundations, see instructions.)

1	Fair market value of assets not used (or held for use) directly in carrying out charitable, etc., purposes:		
a	Average monthly fair market value of securities	1a	621,114.
b	Average of monthly cash balances	1b	38,154.
c	Fair market value of all other assets (see instructions).	1c	NONE
d	Total (add lines 1a, b, and c)	1d	659,268.
e	Reduction claimed for blockage or other factors reported on lines 1a and 1c (attach detailed explanation)	1e	
2	Acquisition indebtedness applicable to line 1 assets	2	NONE
3	Subtract line 2 from line 1d	3	659,268.
4	Cash deemed held for charitable activities. Enter 1 1/2% of line 3 (for greater amount, see instructions)	4	9,889.
5	Net value of noncharitable-use assets. Subtract line 4 from line 3. Enter here and on Part V, line 4	5	649,379.
6	Minimum investment return. Enter 5% of line 5	6	32,469.

Part XI Distributable Amount (see instructions) (Section 4942(j)(3) and (j)(5) private operating foundations and certain foreign organizations check here and do not complete this part.)

1	Minimum investment return from Part X, line 6	1	32,469.
2a	Tax on investment income for 2015 from Part VI, line 5	2a	513.
b	Income tax for 2015. (This does not include the tax from Part VI.)	2b	
c	Add lines 2a and 2b	2c	513.
3	Distributable amount before adjustments. Subtract line 2c from line 1	3	31,956.
4	Recoveries of amounts treated as qualifying distributions	4	NONE
5	Add lines 3 and 4	5	31,956.
6	Deduction from distributable amount (see instructions).	6	NONE
7	Distributable amount as adjusted. Subtract line 6 from line 5. Enter here and on Part XIII, line 1	7	31,956.

Part XII Qualifying Distributions (see instructions)

1	Amounts paid (including administrative expenses) to accomplish charitable, etc., purposes:		
a	Expenses, contributions, gifts, etc. - total from Part I, column (d), line 26	1a	36,784.
b	Program-related investments - total from Part IX-B	1b	
2	Amounts paid to acquire assets used (or held for use) directly in carrying out charitable, etc., purposes	2	NONE
3	Amounts set aside for specific charitable projects that satisfy the:		
a	Suitability test (prior IRS approval required)	3a	NONE
b	Cash distribution test (attach the required schedule)	3b	NONE
4	Qualifying distributions. Add lines 1a through 3b. Enter here and on Part V, line 8, and Part XIII, line 4	4	36,784.
5	Foundations that qualify under section 4940(e) for the reduced rate of tax on net investment income. Enter 1% of Part I, line 27b (see instructions)	5	513.
6	Adjusted qualifying distributions. Subtract line 5 from line 4	6	36,271.

Note. The amount on line 6 will be used in Part V, column (b), in subsequent years when calculating whether the foundation qualifies for the section 4940(e) reduction of tax in those years.

Part XIII Undistributed Income (see instructions)

	(a) Corpus	(b) Years prior to 2014	(c) 2014	(d) 2015
1 Distributable amount for 2015 from Part XI, line 7				31,956
2 Undistributed income if any as of the end of 2015				
a Enter amount for 2014 only			30,597	
b Total for prior years 20 <u>13</u> , 20 <u> </u> , 20 <u> </u>		NONE		
3 Excess distributions carryover if any to 2015				
a From 2010	NONE			
b From 2011	NONE			
c From 2012	NONE			
d From 2013	NONE			
e From 2014	NONE			
f Total of lines 3a through e	NONE			
4 Qualifying distributions for 2015 from Part XII line 4 ▶ \$ <u>36,784</u>				
a Applied to 2014 but not more than line 2a			30,597	
b Applied to undistributed income of prior years (Election required - see instructions)		NONE		
c Treated as distributions out of corpus (Election required - see instructions)	NONE			
d Applied to 2015 distributable amount				6,187
e Remaining amount distributed out of corpus	NONE			
5 Excess distributions carryover applied to 2015 (If an amount appears in column (d), the same amount must be shown in column (a))	NONE			NONE
6 Enter the net total of each column as indicated below				
a Corpus Add lines 3f, 4c, and 4e. Subtract line 5	NONE			
b Prior years undistributed income Subtract line 4b from line 2b		NONE		
c Enter the amount of prior years undistributed income for which a notice of deficiency has been issued, or on which the section 4942(a) tax has been previously assessed		NONE		
d Subtract line 6c from line 6b Taxable amount see instructions		NONE		
e Undistributed income for 2014 Subtract line 4a from line 2a Taxable amount see instructions				
f Undistributed income for 2015 Subtract lines 4d and 5 from line 1 This amount must be distributed in 2016				25,769
7 Amounts treated as distributions out of corpus to satisfy requirements imposed by section 170(b)(1)(F) or 4942(g)(3) (Election may be required - see instructions)	NONE			
8 Excess distributions carryover from 2010 not applied on line 5 or line 7 (see instructions)	NONE			
9 Excess distributions carryover to 2016 Subtract lines 7 and 8 from line 6a	NONE			
10 Analysis of line 9				
a Excess from 2011	NONE			
b Excess from 2012	NONE			
c Excess from 2013	NONE			
d Excess from 2014	NONE			
e Excess from 2015	NONE			

Part XIV Private Operating Foundations (see instructions and Part VII-A, question 9)

NOT APPLICABLE

1 a If the foundation has received a ruling or determination letter that it is a private operating foundation, and the ruling is effective for 2015, enter the date of the ruling ▶

b Check box to indicate whether the foundation is a private operating foundation described in section 4942(j)(3) or 4942(j)(5)

	Tax year				(e) Total
	(a) 2015	(b) 2014	(c) 2013	(d) 2012	
2 a Enter the lesser of the adjusted net income from Part I or the minimum investment return from Part X for each year listed					
b 85% of line 2a					
c Qualifying distributions from Part XII, line 4 for each year listed					
d Amounts included in line 2c not used directly for active conduct of exempt activities					
e Qualifying distributions made directly for active conduct of exempt activities Subtract line 2d from line 2c					
3 Complete 3a, b, or c for the alternative test relied upon					
a "Assets" alternative test - enter					
(1) Value of all assets					
(2) Value of assets qualifying under section 4942(j)(3)(B)(i)					
b "Endowment" alternative test - enter 2/3 of minimum investment return shown in Part X, line 6 for each year listed					
c "Support" alternative test - enter					
(1) Total support other than gross investment income (interest, dividends, rents, payments on securities loans (section 512(a)(5)), or royalties)					
(2) Support from general public and 5 or more exempt organizations as provided in section 4942(j)(3)(B)(iii)					
(3) Largest amount of support from an exempt organization					
(4) Gross investment income					

Part XV Supplementary Information (Complete this part only if the foundation had \$5,000 or more in assets at any time during the year - see instructions.)

1 Information Regarding Foundation Managers:

a List any managers of the foundation who have contributed more than 2% of the total contributions received by the foundation before the close of any tax year (but only if they have contributed more than \$5,000). (See section 507(d)(2).)

N/A

b List any managers of the foundation who own 10% or more of the stock of a corporation (or an equally large portion of the ownership of a partnership or other entity) of which the foundation has a 10% or greater interest.

N/A

2 Information Regarding Contribution, Grant, Gift, Loan, Scholarship, etc., Programs:

Check here if the foundation only makes contributions to preselected charitable organizations and does not accept unsolicited requests for funds. If the foundation makes gifts, grants, etc. (see instructions) to individuals or organizations under other conditions, complete items 2a, b, c, and d.

a The name, address, and telephone number or e-mail address of the person to whom applications should be addressed.

b The form in which applications should be submitted and information and materials they should include:

c Any submission deadlines:

d Any restrictions or limitations on awards, such as by geographical areas, charitable fields, kinds of institutions, or other factors:

Part XV Supplementary Information (continued)

3 Grants and Contributions Paid During the Year or Approved for Future Payment

Recipient Name and address (home or business)	If recipient is an individual, show any relationship to any foundation manager or substantial contributor	Foundation status of recipient	Purpose of grant or contribution	Amount
a Paid during the year				
MEALS ON WHEELS, INC OF TARRANT COUNTY 320 SOUTH FREEWAY FORT WORTH TX 76104 3525	NONE	PC	GENERAL	20,600.
FORT WORTH PUBLIC LIBRARY 500 W 3RD ST FORT WORTH TX 76102	NONE	PC	GENERAL	10,000.
Total ▶ 3a				30,600.
b Approved for future payment				
Total ▶ 3b				

EVERETT & EDITH COMER CHARITABLE TRUST

71-6230328

FORM 990PF, PART I - TAXES

=====

DESCRIPTION -----	REVENUE AND EXPENSES PER BOOKS -----	NET INVESTMENT INCOME -----
FOREIGN TAXES ON QUALIFIED FOR	263.	263.
FOREIGN TAXES ON NONQUALIFIED	61.	61.
TOTALS	----- 324. =====	----- 324. =====



Account Summary

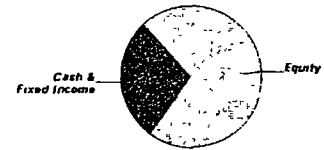
PRINCIPAL

Asset Allocation	Beginning Market Value	Ending Market Value	Change In Value	Estimated Annual Income	Current Allocation
Equity	519,720.76	459,113.62	(60,607.14)	7,598.57	72%
Alternative Assets	59,543.12	0.00	(59,543.12)		
Cash & Fixed Income	89,349.46	174,760.92	85,411.46	4,821.87	28%
Market Value	\$668,613.34	\$633,874.54	(\$34,738.80)	\$12,420.44	100%

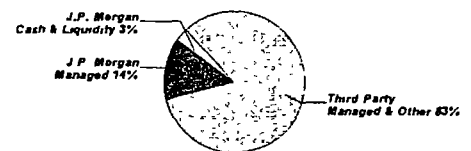
INCOME

Cash Position	Beginning Market Value	Ending Market Value	Change In Value
Cash Balance	809.29	849.10	39.81
Accruals	0.00	26.60	26.60
Market Value	\$809.29	\$875.70	\$66.41

Asset Allocation



Manager Allocation *



* **J.P. Morgan Managed** includes mutual funds, other registered funds and hedge funds managed by J.P. Morgan and structured products issued by J.P. Morgan. **Third-Party Managed & Other** includes mutual funds, exchange traded funds, hedge funds, and separately managed accounts managed by parties other than J.P. Morgan, separately managed accounts managed by J.P. Morgan where a party other than J.P. Morgan is the appointed investment advisor, structured products and exchange traded notes issued by parties other than J.P. Morgan, investment conduits investing in non-J.P. Morgan managed hedge funds, where J.P. Morgan is solely administrator to the conduit, and other investments not managed or issued by J.P. Morgan. **J.P. Morgan Cash & Liquidity Funds** includes cash, J.P. Morgan deposit sweeps and J.P. Morgan money market mutual funds. See important information about investment principles and conflicts in the disclosures section.



EVERETT & EDITH COMER NP CHAR TRUST ACCT R74854002
As of 10/31/16

Account Summary CONTINUED

Cost Summary	Cost
Equity	439,849 75
Cash & Fixed Income	172,283 24
Total	\$612,132.99



30740738880100547831
3084071010010007831

J.P.Morgan

000647 0831 of 0856 WSP00006 XI 00000000

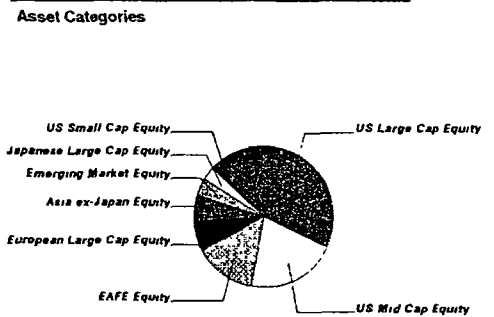


EVERETT & EDITH COMER NP CHAR TRUST ACCT R74854002
As of 10/31/16

Equity Summary

Asset Categories	Beginning Market Value	Ending Market Value	Change In Value	Current Allocation
US Large Cap Equity	230,986 97	206,570 24	(24,416 73)	32%
US Mid Cap Equity	52,928 73	94,715 99	41,787 26	15%
US Small Cap Equity	0 00	6,517 50	6,517 50	1%
EAFE Equity	121,191 08	63,061 64	(58,129 44)	10%
European Large Cap Equity	24,284 78	31,746 30	7,461 52	5%
Japanese Large Cap Equity	23,938 45	12,165 85	(11,772 60)	2%
Asia ex-Japan Equity	0 00	25,563 21	25,563 21	4%
Emerging Market Equity	0 00	18,772 89	18,772 89	3%
Global Equity	66,390 75	0 00	(66,390 75)	
Total Value	\$519,720.76	\$469,113.62	(\$60,607.14)	72%

Market Value/Cost	Current Period Value
Market Value	459,113 62
Tax Cost	439,849 75
Unrealized Gain/Loss	19,263 87
Estimated Annual Income	7,598 57
Yield	1 65%



Equity as a percentage of your portfolio - 72 %



EVERETT & EDITH COMER NP CHAR TRUST ACCT. R74854002
As of 10/31/16

Equity Detail

	Price	Quantity	Value	Adjusted Tax Cost Original Cost	Unrealized Gain/Loss	Est Annual Inc Accrued Div	Yield
US Large Cap Equity							
FMI LARGE CAP FD 302933-20-5 FMIH X	19 73	2,215 164	43,705 19	38,900 31	4,804 88	460 75	1 05%
PARNASSUS CORE EQUITY FD-INS 701769-40-8 PRIL X	38 53	970 517	37,394 02	37,743 40	(349 38)	860 84	2 30%
PRIMECAP ODYSSEY STOCK FD 74160Q-30-1 POSK X	24 84	1,756 815	43,639 28	42,391 95	1,247 33	426 90	0 98%
SPDR S&P 500 ETF TRUST 78462F-10-3 SPY	212 55	385 000	81,831 75	76,051 25	5 780 50	1 702 47	2 08%
Total US Large Cap Equity			\$206,570.24	\$195,086.91	\$11,483.33	\$3,450.96	1.67%
US Mid Cap Equity							
AMG MANAGERS FAIRPOINTE MID CAP FUND CLASS I 00171A-72-0 ABMI X	38 39	832 230	31,949 31	31,017 21	932 10	191 41	0 60%
JPM MID CAP GRWTH FD - SEL FUND 3120 4812C1-71-0 HLGE X	26 37	952 813	25,125 68	26,250 00	(1,124 32)		
VANGUARD MID-CAP ETF 922908-62-9 VO	125 47	300 000	37,641 00	37,854 69	(213 69)	560 40	1 49%
Total US Mid Cap Equity			\$94,715.99	\$95,121.90	(\$405 91)	\$751.81	0.79%

J.P.Morgan

Page 5 of 10

000647 0812 of 0816 HSP00016 XI W000000



3074078800100647812
304407030200100007812



EVERETT & EDITH COMER NP CHAR TRUST ACCT R74854002
As of 10/31/16

	Price	Quantity	Value	Adjusted Tax Cost Original Cost	Unrealized Gain/Loss	Est Annual Inc Accrued Div	Yield
US Small Cap Equity							
ISHARES RUSSELL 2000 ETF 464287-65-5 IWM	118.50	55,000	6,517.50	6,509.51	7.99	98.28	1.51%
EAFE Equity							
DODGE & COX INTL STOCK FD 256206-10-3 DODF X	38.82	136,019	5,280.26	4,979.91	300.35	114.25	2.16%
ISHARES MSCI EAFE INDEX FUND 464287-46-5 EFA	57.82	549,000	31,743.18	34,027.62	(2,284.44)	923.96	2.91%
MFS INTL VALUE-I 55273E-82-2 MINI X	37.87	687,568	26,038.20	18,808.83	7,229.37	366.47	1.41%
Total EAFE Equity			\$63,061.64	\$57,816.36	\$5,245.28	\$1,404.68	2.23%
European Large Cap Equity							
DEUTSCHE X-TRACKERS MSCI EUR 233051-85-3 DBEU	25.81	1,230,000	31,746.30	31,494.15	252.15	1,024.59	3.23%
Japanese Large Cap Equity							
DEUTSCHE X-TRACKERS MSCI JAP 233051-50-7 DBJP	34.27	355,000	12,165.85	11,381.55	784.30	145.90	1.20%



EVERETT & EDITH COMER NP CHAR TRUST ACCT. R74854002
As of 10/31/16

	Price	Quantity	Value	Adjusted Tax Cost Original Cost	Unrealized Gain/Loss	Est. Annual Inc Accrued Div	Yield
Asia ex-Japan Equity							
ISHARES MSCI ALL COUNTRY ASI 464288-18-2 AAXJ	58.92	210,000	12,373.20	11,591.26	781.94	259.35	2.10%
MATTHEWS ASIA DIVIDEND-INST 577130-75-0 MIPI X	16.66	791,717	13,190.01	13,000.00	190.01	250.97	1.90%
Total Asia ex-Japan Equity			\$25,563.21	\$24,591.26	\$971.95	\$510.32	2.00%
Emerging Market Equity							
ISHARES MSCI INDIA ETF 46429B-59-8 INDA	29.04	400,000	11,616.00	11,348.11	267.89	147.60	1.27%
NEUBERGER BER GR CHINA EQ-IS 64122Q-46-5 NCEI X	11.44	625,602	7,156.89	6,500.00	656.89	64.43	0.90%
Total Emerging Market Equity			\$18,772.89	\$17,848.11	\$924.78	\$212.03	1.13%

J.P.Morgan

Page 7 of 10

000647 0833 of 0856 NSPOOR016 XI J00000000



307607288801100647833
308407303200100007833



EVERETT & EDITH COMER NP CHAR TRUST ACCT R74854002
As of 10/31/16

Alternative Assets Summary

Asset Categories	Beginning Estimated Value	Ending Estimated Value	Change In Value	Current Allocation
Hedge Funds	46,981 51	0 00	(46,981 51)	
Hard Assets	12,561 61	0 00	(12,561 61)	
Total Value	\$59,543.12	\$0.00	(\$59,543.12)	



EVERETT & EDITH COMER NP CHAR TRUST ACCT R74854002
As of 10/31/16

Note ¹ This is the Annual Percentage Yield (APY) which is the rate earned if balances remain on deposit for a full year with compounding, there is no change in the interest rate and all interest is left in the account

Cash & Fixed Income Detail

	Price	Quantity	Value	Adjusted Tax Cost Original Cost	Unrealized Gain/Loss	Est Annual Income Accrued Interest	Yield
Cash							
US DOLLAR PRINCIPAL	1 00	23,447 86	23,447 86	23,447 86		70 34	0 30% ¹
US Fixed Income							
DODGE & COX INCOME FD 256210-10-5	13 84	929 30	12,861 51	12,750 00	111 51	407 03	3 16%
JPM CORE BD FD - SEL FUND 3720 4812C0-38-1	11 85	3,187 18	37,768 08	37,376 74	391 34	889 22	2 35%
DOUBLELINE TOTL RET BND-I 258620-10-3	10 85	2,998 65	32,535 31	32,919 00	(383 69)	1,208 45	3 71%
JPM MANAGED INC FD - INSTL FUND 2119 48121A-41-5	10 02	3,143 71	31,499 99	31,500 00	(0 01)	245 20 26 60	0 78%
NEUBERGER BERMAN HI IN B-INS 64128K-86-8	8 70	3,135 96	27,282 86	25,191 00	2,091 86	1,486 44	5 45%
PIMCO FD PAC INV MGMT SERIES HIGH YIELD FD - INSTL 693390-84-1	8 78	1,066 66	9,365 31	9,098 64	266 67	515 19	5 50%
Total US Fixed Income			\$151,313.06	\$148,835.38	\$2,477 68	\$4,751.53 \$26.60	3.14%

J.P.Morgan