



See a Social Security Number? Say Something!
Report Privacy Problems to <https://public.resource.org/privacy>
Or call the IRS Identity Theft Hotline at 1-800-908-4490



Return of Private Foundation

Department of the Treasury
Internal Revenue Service

or Section 4947(a)(1) Trust Treated as Private Foundation
Do not enter social security numbers on this form as it may be made public.

2015

Information about Form 990-PF and its separate instructions is at www.irs.gov/form990pf

Open to Public Inspection

For calendar year 2015 or tax year beginning 11/01, 2015, and ending 10/31, 2016

Name of foundation
CYRENIUS H. BOOTH LIBRARY P16682000

Number and street (or P.O. box number if mail is not delivered to street address) Room/suite
10 S DEARBORN IL1-0117

City or town, state or province, country, and ZIP or foreign postal code
CHICAGO, IL 60603

A Employer identification number
06-6026003

B Telephone number (see instructions)
866-888-5157

C If exemption application is pending, check here.

D 1 Foreign organizations, check here.
2 Foreign organizations meeting the 85% test, check here and attach computation.

E If private foundation status was terminated under section 507(b)(1)(A), check here.

F If the foundation is in a 60-month termination under section 507(b)(1)(B), check here.

G Check all that apply:
 Initial return
 Final return
 Address change
 Initial return of a former public charity
 Amended return
 Name change

H Check type of organization: Section 501(c)(3) exempt private foundation
 Section 4947(a)(1) nonexempt charitable trust Other taxable private foundation

I Fair market value of all assets at end of year (from Part II, col. (c), line 16) **\$** 1,048,534

J Accounting method: Cash Accrual
 Other (specify) _____
 (Part I, column (d) must be on cash basis)

Part I Analysis of Revenue and Expenses (The total of amounts in columns (b), (c), and (d) may not necessarily equal the amounts in column (a) (see instructions))		(a) Revenue and expenses per books	(b) Net investment income	(c) Adjusted net income	(d) Disbursements for charitable purposes (cash basis only)
1 Contributions, gifts, grants, etc., received (attach schedule)					
2 Check <input checked="" type="checkbox"/> if the foundation is not required to attach Sch. B.					
3 Interest on savings and temporary cash investments					
4 Dividends and interest from securities		23,447.	23,307.		
5a Gross rents					
b Net rental income or (loss)					
6a Net gain or (loss) from sale of assets not on line 10		27,249.			
b Gross sales price for all assets on line 6a		477,384.			
7 Capital gain net income (from Part IV, line 2)			27,249.		
8 Net short-term capital gain					
9 Income modifications					
10a Gross sales less returns and allowances					
b Less Cost of goods sold					
c Gross profit or (loss) (attach schedule)					
11 Other income (attach schedule)		654.			STMT 1
12 Total. Add lines 1 through 11		51,350.	50,556.		
13 Compensation of officers, directors, and key persons		10,746.	6,448.		4,298.
14 Other employee salaries and wages			NONE	NONE	
15 Pension plans, employee benefits			NONE	NONE	
16a Legal fees (attach schedule)		536.	NONE	NONE	536.
b Accounting fees (attach schedule)					
c Other professional fees (attach schedule)					
17 Interest					
18 Taxes (attach schedule) (see instructions)		404.	404.		
19 Depreciation (attach schedule) and depletion					
20 Occupancy					
21 Travel, conferences, and meetings			NONE	NONE	
22 Printing and publications			NONE	NONE	
23 Other expenses (attach schedule)		2,210.			2,210.
24 Total operating and administrative expenses. Add lines 13 through 23.		13,896.	6,852.	NONE	7,044.
25 Contributions, gifts, grants paid		41,820.			41,820.
26 Total expenses and disbursements. Add lines 24 and 25.		55,716.	6,852.	NONE	48,864.
27 Subtract line 26 from line 12:					
a Excess of revenue over expenses and disbursements		-4,366.			
b Net investment income (if negative, enter -0-)			43,704.		
c Adjusted net income (if negative, enter -0-)					

SCANNED MAR 29 2017

Revenue

Operating and Administrative Expenses

POSTAL SERVICE RECEIVED
03/10/2017 03/15/2017

SERVICE CENTER

11P

Part II Balance Sheets		Attached schedules and amounts in the description column should be for end-of-year amounts only (See instructions)		Beginning of year	End of year	
				(a) Book Value	(b) Book Value	(c) Fair Market Value
Assets	1	Cash - non-interest-bearing		700.	1,332.	1,332.
	2	Savings and temporary cash investments		51,148.	49,576.	49,576.
	3	Accounts receivable				
		Less allowance for doubtful accounts				
	4	Pledges receivable				
		Less allowance for doubtful accounts				
	5	Grants receivable				
	6	Receivables due from officers, directors, trustees, and other disqualified persons (attach schedule) (see instructions)				
	7	Other notes and loans receivable (attach schedule)				
		Less allowance for doubtful accounts	NONE			
	8	Inventories for sale or use				
	9	Prepaid expenses and deferred charges				
	10a	Investments - U.S. and state government obligations (attach schedule)				
	b	Investments - corporate stock (attach schedule)		680,515.	658,671.	786,097.
	c	Investments - corporate bonds (attach schedule)		89,938.	146,360.	149,050.
	11	Investments - land, buildings, and equipment basis				
	Less accumulated depreciation (attach schedule)					
12	Investments - mortgage loans					
13	Investments - other (attach schedule)		100,619.	62,624.	62,479.	
14	Land, buildings, and equipment basis					
	Less accumulated depreciation (attach schedule)					
15	Other assets (describe)					
16	Total assets (to be completed by all filers - see the instructions. Also, see page 1, item I)		922,920.	918,563.	1,048,534.	
Liabilities	17	Accounts payable and accrued expenses				
	18	Grants payable				
	19	Deferred revenue				
	20	Loans from officers, directors, trustees, and other disqualified persons				
	21	Mortgages and other notes payable (attach schedule)				
	22	Other liabilities (describe)				
23	Total liabilities (add lines 17 through 22)			NONE		
Net Assets or Fund Balances	Foundations that follow SFAS 117, check here <input type="checkbox"/>					
	and complete lines 24 through 26 and lines 30 and 31.					
	24	Unrestricted				
	25	Temporarily restricted				
	26	Permanently restricted				
	Foundations that do not follow SFAS 117, check here <input checked="" type="checkbox"/>					
	and complete lines 27 through 31.					
27	Capital stock, trust principal, or current funds		922,920.	918,563.		
28	Paid-in or capital surplus, or land, bldg, and equipment fund					
29	Retained earnings, accumulated income, endowment, or other funds					
30	Total net assets or fund balances (see instructions)		922,920.	918,563.		
31	Total liabilities and net assets/fund balances (see instructions)		922,920.	918,563.		

Part III Analysis of Changes in Net Assets or Fund Balances		
1	Total net assets or fund balances at beginning of year - Part II, column (a), line 30 (must agree with end-of-year figure reported on prior year's return)	922,920.
2	Enter amount from Part I, line 27a	-4,366.
3	Other increases not included in line 2 (itemize) COST BASIS ADJUSTMENT	9.
4	Add lines 1, 2, and 3	918,563.
5	Decreases not included in line 2 (itemize)	
6	Total net assets or fund balances at end of year (line 4 minus line 5) - Part II, column (b), line 30	918,563.

Part IV Capital Gains and Losses for Tax on Investment Income

(a) List and describe the kind(s) of property sold (e.g., real estate, 2-story brick warehouse; or common stock, 200 shs. MLC Co.)				(b) How acquired P - Purchase D - Donation	(c) Date acquired (mo., day, yr.)	(d) Date sold (mo., day, yr.)
1a PUBLICLY TRADED SECURITIES						
b						
c						
d						
e						
(e) Gross sales price	(f) Depreciation allowed (or allowable)	(g) Cost or other basis plus expense of sale	(h) Gain or (loss) (e) plus (f) minus (g)			
a 477,384.		450,135.	27,249.			
b						
c						
d						
e						
Complete only for assets showing gain in column (h) and owned by the foundation on 12/31/69						
(i) F.M.V. as of 12/31/69	(j) Adjusted basis as of 12/31/69	(k) Excess of col. (i) over col. (j), if any	(l) Gains (Col. (h) gain minus col. (k), but not less than -0-) or Losses (from col. (h))			
a			27,249.			
b						
c						
d						
e						
2 Capital gain net income or (net capital loss)	{ If gain, also enter in Part I, line 7 If (loss), enter -0- in Part I, line 7 }			2		27,249.
3 Net short-term capital gain or (loss) as defined in sections 1222(5) and (6). If gain, also enter in Part I, line 8, column (c) (see instructions). If (loss), enter -0- in Part I, line 8	{ If gain, also enter in Part I, line 7 If (loss), enter -0- in Part I, line 7 }			3		

Part V Qualification Under Section 4940(e) for Reduced Tax on Net Investment Income

(For optional use by domestic private foundations subject to the section 4940(a) tax on net investment income.)

If section 4940(d)(2) applies, leave this part blank.

Was the foundation liable for the section 4942 tax on the distributable amount of any year in the base period? Yes No
 If "Yes," the foundation does not qualify under section 4940(e). Do not complete this part.

1 Enter the appropriate amount in each column for each year; see the instructions before making any entries.

(a) Base period years Calendar year (or tax year beginning in)	(b) Adjusted qualifying distributions	(c) Net value of noncharitable-use assets	(d) Distribution ratio (col. (b) divided by col. (c))
2014	62,527.	1,114,024.	0.056127
2013	58,256.	1,155,552.	0.050414
2012			
2011			
2010			

2 Total of line 1, column (d)	2	0.106541
3 Average distribution ratio for the 5-year base period - divide the total on line 2 by 5, or by the number of years the foundation has been in existence if less than 5 years	3	0.053271
4 Enter the net value of noncharitable-use assets for 2015 from Part X, line 5	4	1,032,053.
5 Multiply line 4 by line 3	5	54,978.
6 Enter 1% of net investment income (1% of Part I, line 27b)	6	437.
7 Add lines 5 and 6	7	55,415.
8 Enter qualifying distributions from Part XII, line 4 If line 8 is equal to or greater than line 7, check the box in Part VI, line 1b, and complete that part using a 1% tax rate. See the Part VI instructions.	8	48,864.

Part VI Excise Tax Based on Investment Income (Section 4940(a), 4940(b), 4940(e), or 4948 - see instructions)

Table with 11 rows and 2 columns. Rows include: 1a Exempt operating foundations... 874.; 2 Tax under section 511... 2; 3 Add lines 1 and 2... 874.; 4 Subtitle A (income) tax... NONE; 5 Tax based on investment income... 874.; 6 Credits/Payments... 6a 332., 6b NONE, 6c NONE, 6d; 7 Total credits and payments... 332.; 8 Enter any penalty... 8; 9 Tax due... 542.; 10 Overpayment... 10; 11 Enter the amount of line 10 to be Credited to 2016 estimated tax... NONE Refunded 11

Part VII-A Statements Regarding Activities

Table with 10 rows and 3 columns (Yes/No). Rows include: 1a During the tax year, did the foundation attempt to influence any national, state, or local legislation... X; 1b Did it spend more than \$100 during the year... X; 1c Did the foundation file Form 1120-POL for this year?... X; 2 Has the foundation engaged in any activities that have not previously been reported to the IRS?... X; 3 Has the foundation made any changes, not previously reported to the IRS... X; 4a Did the foundation have unrelated business gross income of \$1,000 or more during the year?... X; 4b If "Yes," has it filed a tax return on Form 990-T for this year?...; 5 Was there a liquidation, termination, dissolution, or substantial contraction during the year?... X; 6 Are the requirements of section 508(e) (relating to sections 4941 through 4945) satisfied either... X; 7 Did the foundation have at least \$5,000 in assets at any time during the year?... X; 8a Enter the states to which the foundation reports or with which it is registered (see instructions) CT; 8b If the answer is "Yes" to line 7, has the foundation furnished a copy of Form 990-PF to the Attorney General... X; 9 Is the foundation claiming status as a private operating foundation... X; 10 Did any persons become substantial contributors during the tax year? If "Yes," attach a schedule listing their names and addresses... X

Part VII-A Statements Regarding Activities (continued)

11 At any time during the year, did the foundation, directly or indirectly, own a controlled entity within the meaning of section 512(b)(13)? If "Yes," attach schedule (see instructions) 11 Yes No X
12 Did the foundation make a distribution to a donor advised fund over which the foundation or a disqualified person had advisory privileges? If "Yes," attach statement (see instructions) 12 Yes No X
13 Did the foundation comply with the public inspection requirements for its annual returns and exemption application? Website address n/a 13 X
14 The books are in care of JP MORGAN CHASE BANK, N.A. Telephone no. (866) 888-5157 Located at 10 S DEARBORN ST;MC;IL 1-0117, CHICAGO, IL ZIP+4 60603
15 Section 4947(a)(1) nonexempt charitable trusts filing Form 990-PF in lieu of Form 1041 - Check here 15
16 At any time during calendar year 2015, did the foundation have an interest in or a signature or other authority over a bank, securities, or other financial account in a foreign country? 16 Yes No X
See the instructions for exceptions and filing requirements for FinCEN Form 114. If "Yes," enter the name of the foreign country

Part VII-B Statements Regarding Activities for Which Form 4720 May Be Required

File Form 4720 if any item is checked in the "Yes" column, unless an exception applies.

1a During the year did the foundation (either directly or indirectly).
(1) Engage in the sale or exchange, or leasing of property with a disqualified person? Yes No X
(2) Borrow money from, lend money to, or otherwise extend credit to (or accept it from) a disqualified person? Yes No X
(3) Furnish goods, services, or facilities to (or accept them from) a disqualified person? Yes No X
(4) Pay compensation to, or pay or reimburse the expenses of, a disqualified person? X Yes No
(5) Transfer any income or assets to a disqualified person (or make any of either available for the benefit or use of a disqualified person)? Yes No X
(6) Agree to pay money or property to a government official? (Exception. Check "No" if the foundation agreed to make a grant to or to employ the official for a period after termination of government service, if terminating within 90 days.) Yes No X
b If any answer is "Yes" to 1a(1)-(6), did any of the acts fail to qualify under the exceptions described in Regulations section 53.4941(d)-3 or in a current notice regarding disaster assistance (see instructions)? 1b Yes No X
Organizations relying on a current notice regarding disaster assistance check here
c Did the foundation engage in a prior year in any of the acts described in 1a, other than excepted acts, that were not corrected before the first day of the tax year beginning in 2015? 1c Yes No X
2 Taxes on failure to distribute income (section 4942) (does not apply for years the foundation was a private operating foundation defined in section 4942(j)(3) or 4942(j)(5))
a At the end of tax year 2015, did the foundation have any undistributed income (lines 6d and 6e, Part XIII) for tax year(s) beginning before 2015? Yes No X
If "Yes," list the years
b Are there any years listed in 2a for which the foundation is not applying the provisions of section 4942(a)(2) (relating to incorrect valuation of assets) to the year's undistributed income? (If applying section 4942(a)(2) to all years listed, answer "No" and attach statement - see instructions) 2b Yes No X
c If the provisions of section 4942(a)(2) are being applied to any of the years listed in 2a, list the years here.
3a Did the foundation hold more than a 2% direct or indirect interest in any business enterprise at any time during the year? Yes No X
b If "Yes," did it have excess business holdings in 2015 as a result of (1) any purchase by the foundation or disqualified persons after May 26, 1969, (2) the lapse of the 5-year period (or longer period approved by the Commissioner under section 4943(c)(7)) to dispose of holdings acquired by gift or bequest; or (3) the lapse of the 10-, 15-, or 20-year first phase holding period? (Use Schedule C, Form 4720, to determine if the foundation had excess business holdings in 2015.) 3b Yes No X
4a Did the foundation invest during the year any amount in a manner that would jeopardize its charitable purposes? 4a Yes No X
b Did the foundation make any investment in a prior year (but after December 31, 1969) that could jeopardize its charitable purpose that had not been removed from jeopardy before the first day of the tax year beginning in 2015? 4b Yes No X

Part VII-B Statements Regarding Activities for Which Form 4720 May Be Required (continued)

5a During the year did the foundation pay or incur any amount to... (1) Carry on propaganda... (2) Influence the outcome of any specific public election... (3) Provide a grant to an individual for travel... (4) Provide a grant to an organization other than a charitable... (5) Provide for any purpose other than religious... b If any answer is "Yes" to 5a(1)-(5), did any of the transactions fail to qualify... c If the answer is "Yes" to question 5a(4), does the foundation claim exemption... 6a Did the foundation, during the year, receive any funds... 6b Did the foundation, during the year, pay premiums... 7a At any time during the tax year, was the foundation a party to a prohibited tax shelter transaction? 7b If "Yes," did the foundation receive any proceeds or have any net income attributable to the transaction?

Part VIII Information About Officers, Directors, Trustees, Foundation Managers, Highly Paid Employees, and Contractors

1 List all officers, directors, trustees, foundation managers and their compensation (see instructions).

Table with 5 columns: (a) Name and address, (b) Title, and average hours per week devoted to position, (c) Compensation (If not paid, enter -0-), (d) Contributions to employee benefit plans and deferred compensation, (e) Expense account, other allowances. Row 1: JP MORGAN CHASE BANK, N.A., TRUSTEE, 2, 10,746., -0-, -0-

2 Compensation of five highest-paid employees (other than those included on line 1 - see instructions). If none, enter "NONE."

Table with 5 columns: (a) Name and address of each employee paid more than \$50,000, (b) Title, and average hours per week devoted to position, (c) Compensation, (d) Contributions to employee benefit plans and deferred compensation, (e) Expense account, other allowances. Row 1: NONE, NONE, NONE, NONE, NONE

Total number of other employees paid over \$50,000 NONE

Part VIII Information About Officers, Directors, Trustees, Foundation Managers, Highly Paid Employees, and Contractors (continued)

3 Five highest-paid independent contractors for professional services (see instructions). If none, enter "NONE."		
(a) Name and address of each person paid more than \$50,000	(b) Type of service	(c) Compensation
NONE		NONE
Total number of others receiving over \$50,000 for professional services		NONE

Part IX-A Summary of Direct Charitable Activities

List the foundation's four largest direct charitable activities during the tax year. Include relevant statistical information such as the number of organizations and other beneficiaries served, conferences convened, research papers produced, etc	Expenses
1 NONE	
2	
3	
4	

Part IX-B Summary of Program-Related Investments (see instructions)

Describe the two largest program-related investments made by the foundation during the tax year on lines 1 and 2.	Amount
1 NONE	
2	
All other program-related investments See instructions.	
3 NONE	
Total. Add lines 1 through 3	

Part X Minimum Investment Return (All domestic foundations must complete this part. Foreign foundations, see instructions.)

1	Fair market value of assets not used (or held for use) directly in carrying out charitable, etc., purposes:		
a	Average monthly fair market value of securities	1a	1,040,936.
b	Average of monthly cash balances	1b	6,834.
c	Fair market value of all other assets (see instructions).	1c	NONE
d	Total (add lines 1a, b, and c)	1d	1,047,770.
e	Reduction claimed for blockage or other factors reported on lines 1a and 1c (attach detailed explanation)	1e	
2	Acquisition indebtedness applicable to line 1 assets	2	NONE
3	Subtract line 2 from line 1d	3	1,047,770.
4	Cash deemed held for charitable activities. Enter 1 1/2% of line 3 (for greater amount, see instructions).	4	15,717.
5	Net value of noncharitable-use assets. Subtract line 4 from line 3. Enter here and on Part V, line 4	5	1,032,053.
6	Minimum investment return. Enter 5% of line 5	6	51,603.

Part XI Distributable Amount (see instructions) (Section 4942(j)(3) and (j)(5) private operating foundations and certain foreign organizations check here and do not complete this part.)

1	Minimum investment return from Part X, line 6	1	51,603.
2a	Tax on investment income for 2015 from Part VI, line 5	2a	874.
b	Income tax for 2015. (This does not include the tax from Part VI.)	2b	
c	Add lines 2a and 2b	2c	874.
3	Distributable amount before adjustments. Subtract line 2c from line 1	3	50,729.
4	Recoveries of amounts treated as qualifying distributions	4	NONE
5	Add lines 3 and 4	5	50,729.
6	Deduction from distributable amount (see instructions).	6	NONE
7	Distributable amount as adjusted. Subtract line 6 from line 5. Enter here and on Part XIII, line 1	7	50,729.

Part XII Qualifying Distributions (see instructions)

1	Amounts paid (including administrative expenses) to accomplish charitable, etc., purposes:		
a	Expenses, contributions, gifts, etc. - total from Part I, column (d), line 26	1a	48,864.
b	Program-related investments - total from Part IX-B	1b	
2	Amounts paid to acquire assets used (or held for use) directly in carrying out charitable, etc., purposes	2	NONE
3	Amounts set aside for specific charitable projects that satisfy the:		
a	Suitability test (prior IRS approval required)	3a	NONE
b	Cash distribution test (attach the required schedule)	3b	NONE
4	Qualifying distributions. Add lines 1a through 3b. Enter here and on Part V, line 8, and Part XIII, line 4	4	48,864.
5	Foundations that qualify under section 4940(e) for the reduced rate of tax on net investment income. Enter 1% of Part I, line 27b (see instructions)	5	N/A
6	Adjusted qualifying distributions. Subtract line 5 from line 4	6	48,864.

Note. The amount on line 6 will be used in Part V, column (b), in subsequent years when calculating whether the foundation qualifies for the section 4940(e) reduction of tax in those years.

Part XIII Undistributed Income (see instructions)

	(a) Corpus	(b) Years prior to 2014	(c) 2014	(d) 2015
1 Distributable amount for 2015 from Part XI, line 7				50,729.
2 Undistributed income, if any, as of the end of 2015				
a Enter amount for 2014 only.			NONE	
b Total for prior years 20 <u>13</u> , 20 <u> </u> , 20 <u> </u>		NONE		
3 Excess distributions carryover, if any, to 2015				
a From 2010	NONE			
b From 2011	NONE			
c From 2012	NONE			
d From 2013	1,618.			
e From 2014	7,468.			
f Total of lines 3a through e	9,086.			
4 Qualifying distributions for 2015 from Part XII, line 4 ▶ \$ <u>48,864.</u>				
a Applied to 2014, but not more than line 2a			NONE	
b Applied to undistributed income of prior years (Election required - see instructions)		NONE		
c Treated as distributions out of corpus (Election required - see instructions)	NONE			
d Applied to 2015 distributable amount				48,864.
e Remaining amount distributed out of corpus	NONE			
5 Excess distributions carryover applied to 2015 . (If an amount appears in column (d), the same amount must be shown in column (a).)	1,865.			1,865.
6 Enter the net total of each column as indicated below:				
a Corpus. Add lines 3f, 4c, and 4e. Subtract line 5	7,221.			
b Prior years' undistributed income. Subtract line 4b from line 2b.		NONE		
c Enter the amount of prior years' undistributed income for which a notice of deficiency has been issued, or on which the section 4942(a) tax has been previously assessed		NONE		
d Subtract line 6c from line 6b. Taxable amount - see instructions		NONE		
e Undistributed income for 2014. Subtract line 4a from line 2a Taxable amount - see instructions			NONE	
f Undistributed income for 2015. Subtract lines 4d and 5 from line 1. This amount must be distributed in 2016				NONE
7 Amounts treated as distributions out of corpus to satisfy requirements imposed by section 170(b)(1)(F) or 4942(g)(3) (Election may be required - see instructions)	NONE			
8 Excess distributions carryover from 2010 not applied on line 5 or line 7 (see instructions)	NONE			
9 Excess distributions carryover to 2016. Subtract lines 7 and 8 from line 6a	7,221.			
10 Analysis of line 9				
a Excess from 2011	NONE			
b Excess from 2012	NONE			
c Excess from 2013	NONE			
d Excess from 2014	7,221.			
e Excess from 2015				

Part XIV Private Operating Foundations (see instructions and Part VII-A, question 9) NOT APPLICABLE

1a If the foundation has received a ruling or determination letter that it is a private operating foundation, and the ruling is effective for 2015, enter the date of the ruling

b Check box to indicate whether the foundation is a private operating foundation described in section 4942(j)(3) or 4942(j)(5)

Table with 5 columns: (a) 2015, (b) 2014, (c) 2013, (d) 2012, (e) Total. Rows include: 2a Enter the lesser of the adjusted net income from Part I or the minimum investment return from Part X for each year listed; b 85% of line 2a; c Qualifying distributions from Part XII, line 4 for each year listed; d Amounts included in line 2c not used directly for active conduct of exempt activities; e Qualifying distributions made directly for active conduct of exempt activities Subtract line 2d from line 2c; 3 Complete 3a, b, or c for the alternative test relied upon; a "Assets" alternative test - enter (1) Value of all assets, (2) Value of assets qualifying under section 4942(j)(3)(B)(i); b "Endowment" alternative test - enter 2/3 of minimum investment return shown in Part X, line 6 for each year listed; c "Support" alternative test - enter (1) Total support other than gross investment income, (2) Support from general public and 5 or more exempt organizations, (3) Largest amount of support from an exempt organization, (4) Gross investment income.

Part XV Supplementary Information (Complete this part only if the foundation had \$5,000 or more in assets at any time during the year - see instructions.)

1 Information Regarding Foundation Managers:

a List any managers of the foundation who have contributed more than 2% of the total contributions received by the foundation before the close of any tax year (but only if they have contributed more than \$5,000). (See section 507(d)(2).) N/A

b List any managers of the foundation who own 10% or more of the stock of a corporation (or an equally large portion of the ownership of a partnership or other entity) of which the foundation has a 10% or greater interest. N/A

2 Information Regarding Contribution, Grant, Gift, Loan, Scholarship, etc., Programs:

Check here [X] if the foundation only makes contributions to preselected charitable organizations and does not accept unsolicited requests for funds. If the foundation makes gifts, grants, etc. (see instructions) to individuals or organizations under other conditions, complete items 2a, b, c, and d.

a The name, address, and telephone number or e-mail address of the person to whom applications should be addressed.

b The form in which applications should be submitted and information and materials they should include:

c Any submission deadlines:

d Any restrictions or limitations on awards, such as by geographical areas, charitable fields, kinds of institutions, or other factors.

Part XV Supplementary Information *(continued)*

3 Grants and Contributions Paid During the Year or Approved for Future Payment

Recipient Name and address (home or business)	If recipient is an individual, show any relationship to any foundation manager or substantial contributor	Foundation status of recipient	Purpose of grant or contribution	Amount
<p><i>a Paid during the year</i></p> <p>CYRENIUS H BOOTH LIBRARY 25 MAIN ST NEWTOWN CT 06470-2105</p>	NONE	PC	GENERAL	41,820.
Total ▶ 3a				41,820.
<i>b Approved for future payment</i>				
Total ▶ 3b				

FORM 990PF, PART I - OTHER INCOME
=====

DESCRIPTION -----	REVENUE AND EXPENSES PER BOOKS -----
TAX REFUND	654.
TOTALS	----- 654. =====

CYRENIUS H. BOOTH LIBRARY P16682000

06-6026003

FORM 990PF, PART I - LEGAL FEES
=====

DESCRIPTION -----	REVENUE AND EXPENSES PER BOOKS -----	NET INVESTMENT INCOME -----	ADJUSTED NET INCOME -----	CHARITABLE PURPOSES -----
LEGAL FEES - PRINCIPAL (ALLOCA	268.			268.
LEGAL FEES - INCOME (ALLOCABLE	268.			268.
TOTALS	536.	NONE	NONE	536.

=====

CYRENIUS H. BOOTH LIBRARY P16682000

06-6026003

FORM 990PF, PART I - TAXES
=====

DESCRIPTION -----	REVENUE AND EXPENSES PER BOOKS -----	NET INVESTMENT INCOME -----
FOREIGN TAXES ON QUALIFIED FOR	369.	369.
FOREIGN TAXES ON NONQUALIFIED	35.	35.
	-----	-----
TOTALS	404.	404.
	=====	=====

CYRENIUS H. BOOTH LIBRARY P16682000

06-6026003

FORM 990PF, PART I - OTHER EXPENSES

=====

DESCRIPTION -----	REVENUE AND EXPENSES PER BOOKS -----	CHARITABLE PURPOSES -----
OTHER ALLOCABLE EXPENSE-PRINCI	1,105.	1,105.
OTHER ALLOCABLE EXPENSE-INCOME	1,105.	1,105.
	-----	-----
TOTALS	2,210.	2,210.
	=====	=====



CYRENIUS H BOOTH FUND ACCT P16682000
As of 10/31/16

Account Summary

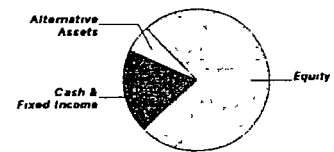
PRINCIPAL

Asset Allocation	Beginning Market Value	Ending Market Value	Change In Value	Estimated Annual Income	Current Allocation
Equity	849,591.13	786,097.01	(63,494.12)	13,709.44	75%
Alternative Assets	100,244.82	62,479.17	(37,765.65)	1,247.43	6%
Cash & Fixed Income	140,120.29	198,625.94	58,505.65	6,214.14	19%
Market Value	\$1,089,956.24	\$1,047,202.12	(\$42,754.12)	\$21,171.01	100%

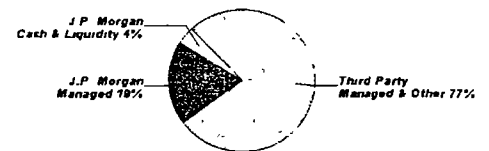
INCOME

Cash Position	Beginning Market Value	Ending Market Value	Change In Value
Cash Balance	700.42	1,332.44	632.02
Accruals	0.22	10.69	10.47
Market Value	\$700.64	\$1,343.13	\$642.49

Asset Allocation



Manager Allocation *



* J.P. Morgan Managed includes mutual funds, other registered funds and hedge funds managed by J.P. Morgan and structured products issued by J.P. Morgan. Third-Party Managed & Other includes mutual funds, exchange traded funds, hedge funds, and separately managed accounts managed by parties other than J.P. Morgan, separately managed accounts managed by J.P. Morgan where a party other than J.P. Morgan is the appointed investment advisor, structured products and exchange traded notes issued by parties other than J.P. Morgan, investment conduits investing in non-J.P. Morgan managed hedge funds, where J.P. Morgan is solely administrator to the conduit, and other investments not managed or issued by J.P. Morgan. J.P. Morgan Cash & Liquidity Funds includes cash, J.P. Morgan deposit sweeps and J.P. Morgan money market mutual funds. See important information about investment principles and conflicts in the disclosures section.



CYRENIUS H BOOTH FUND ACCT P16682000
As of 10/31/16

Account Summary CONTINUED

Cost Summary	Cost
Equity	658,670 61
Cash & Fixed Income	195,936 13
Total	\$854,606.74



3074073880310064710
30860730320309090710

J.P.Morgan



CYRENIUS H BOOTH FUND ACCT P16682000
As of 10/31/16

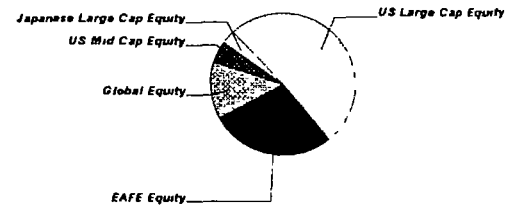
Equity Summary

Asset Categories	Beginning Market Value	Ending Market Value	Change In Value	Current Allocation
US Large Cap Equity	381,796 43	397,171 98	15,375 55	38%
US Mid Cap Equity	86,935 41	41,707 89	(45,227 52)	4%
EAFE Equity	238,376 35	221,073 72	(17,302 63)	21%
European Large Cap Equity	10,728 48	0 00	(10,728 48)	
Japanese Large Cap Equity	21,343 73	21,445 74	102 01	2%
Global Equity	110,410 73	104,697 68	(5,713 05)	10%
Total Value	\$849,591.13	\$786,097.01	(\$63,494.12)	75%

Market Value/Cost	Current Period Value
Market Value	786,097 01
Tax Cost	658,670 61
Unrealized Gain/Loss	127,426 40
Estimated Annual Income	13,709 44
Yield	1 74%

Equity Detail

Asset Categories



Equity as a percentage of your portfolio - 75%



CYRENIUS H BOOTH FUND ACCT. P16682000
As of 10/31/16

	Price	Quantity	Value	Adjusted Tax Cost Original Cost	Unrealized Gain/Loss	Est Annual Inc Accrued Div	Yield
US Large Cap Equity							
JPM TAX AWARE EQ FD - INSTL FUND 1236 4812A1-65-4 JPDE X	28 94	1,541 163	44,601 26	22,851 02	21,750 24	503 96	1 13%
NEUBERGER BER MU/C OPP-INS 64122Q-30-9 NMUL X	15 82	3,538 823	55,984 18	39,297 03	16,687 15	481 27	0 86%
PRIMECAP ODYSSEY STOCK FD 74160Q-30-1 POSK X	24 84	1,808 669	44,927 34	26,093 15	18,834 19	439 50	0 98%
SPDR S&P 500 ETF TRUST 78462F-10-3 SPY	212 55	1,184 000	251,659 20	229,383 76	22,275 44	5,235 64	2 08%
Total US Large Cap Equity			\$397,171.98	\$317,624.96	\$79,547.02	\$6,660.37	1.68%
US Mid Cap Equity							
ISHARES CORE S&P MIDCAP ETF 464287-50-7 IJH	150 57	277 000	41,707 89	19,388 95	22,318 94	701 91	1 68%
EAFE Equity							
ARTISAN INTL VALUE FD-ADV 04314H-66-7 APDK X	32 91	1,441 119	47,427 23	40,229 25	7,197 98		
CAPITAL GR NON US EQUITY 14042Y-60-1 CNUS X	11 23	2,798 705	31,429 46	32,504 37	(1,074 91)	372 22	1 18%
DODGE & COX INTL STOCK FD 256206-10-3 DODF X	38 82	1,485 940	57,684 19	50,808 49	6,875 70	1,248 18	2 16%



30740728860310064711
3084073026010000711



CYRENIUS H BOOTH FUND ACCT. P16682000
As of 10/31/16

	Pnce	Quantity	Value	Adjusted Tax Cost Original Cost	Unrealized Gain/Loss	Est Annual Inc Accrued Div	Yield
EAFE Equity							
ISHARES MSCI EAFE INDEX FUND 464287-46-5 EFA	57.82	1,462,000	84,532.84	79,337.94	5,194.90	2,460.54	2.91%
Total EAFE Equity			\$221,073.72	\$202,880.05	\$18,193.67	\$4,080.94	1.84%
Japanese Large Cap Equity							
ISHARES MSCI JAPAN INDEX FUND 464286-84-8 EWJ	12.63	1,698,000	21,445.74	21,133.07	312.67	305.64	1.43%
Global Equity							
JPM GLBL RES ENH INDEX FD - SEL FUND 3457 46637K-51-3 JEIT X	18.37	5,699,384	104,697.68	97,643.58	7,054.10	1,960.58	1.87%



CYRENIUS H BOOTH FUND ACCT P16682000
As of 10/31/16

Alternative Assets Summary

Asset Categories	Beginning Estimated Value	Ending Estimated Value	Change In Value	Current Allocation
Hedge Funds	78,710.13	62,479.17	(16,230.96)	6%
Hard Assets	21,534.69	0.00	(21,534.69)	
Total Value	\$100,244.82	\$62,479.17	(\$37,765.65)	6%

Alternative Assets Detail

	Price	Quantity	Estimated Value	Cost
Hedge Funds				
AQR LONG-SHORT EQUITY-R6 00191K-50-0 QLER X	12.92	834.061	10,776.07	10,701.00
CRM LONG/SHORT OPPORTUNITIES FUND 12628J-88-1 CRIH X	10.07	1,070.100	10,775.91	10,701.00
EQUINOX FDS TR IPM.SYSTMATC I 29446A-71-0 EQIP X	11.07	885.581	9,803.38	9,520.00
EQUINOX CAMPBELL STRATEGY-I 29446A-81-9 EBSI X	9.88	950.205	9,388.03	9,844.12
PIMCO UNCONSTRAINED BOND-INS 72201M-48-7 PFIJ X	10.64	2,042.836	21,735.78	21,858.35
Total Hedge Funds			\$62,479.17	\$62,624.47



3074073880310064712
3084073032000000712

J.P.Morgan



CYRENIUS H BOOTH FUND ACCT. P16682000
As of 10/31/16

Cash & Fixed Income Summary

Asset Categories	Beginning Market Value	Ending Market Value	Change In Value	Current Allocation
Cash	51,148.46	49,575.78	(1,572.68)	5%
US Fixed Income	57,817.40	128,062.44	70,245.04	12%
Non-US Fixed Income	0.00	20,987.72	20,987.72	2%
Global Fixed Income	31,154.43	0.00	(31,154.43)	
Total Value	\$140,120.29	\$198,625.94	\$58,505.65	19%

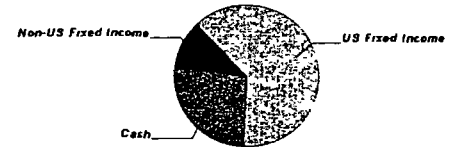
Market Value/Cost	Current Period Value
Market Value	198,625.94
Tax Cost	195,936.13
Unrealized Gain/Loss	2,689.81
Estimated Annual Income	6,214.14
Accrued Interest	10.69
Yield	3.12%

SUMMARY BY MATURITY

Cash & Fixed Income	Market Value	% of Cash & Fixed Income
0-6 months ¹	198,625.94	100%

¹ The years indicate the number of years until the bond is scheduled to mature based on the statement end date. Some bonds may be called, or paid in full, before their stated maturity.

Asset Categories



Cash & Fixed Income as a percentage of your portfolio - 19%

SUMMARY BY TYPE

Cash & Fixed Income	Market Value	% of Cash & Fixed Income
Cash	49,575.78	24%
Mutual Funds	149,050.16	76%
Total Value	\$198,625.94	100%



CYRENIUS H BOOTH FUND ACCT P16682000
As of 10/31/16

Note: This is the Annual Percentage Yield (APY) which is the rate earned if balances remain on deposit for a full year with compounding, there is no change in the interest rate and all interest is left in the account

Cash & Fixed Income Detail

	Price	Quantity	Value	Adjusted Tax Cost Original Cost	Unrealized Gain/Loss	Est. Annual Income Accrued Interest	Yield
Cash							
US DOLLAR PRINCIPAL	1 00			0 00		0 42	0 30%
JPM US GOVT INSTL SWEEP FD #3915 7-Day Annualized Yield 28%	1 00	49,575 78	49,575 78	49,575 78		144 76 10 27	0 29%
Total Cash			\$49,575.78	\$49,575.78	\$0.00	\$144.76 \$10.69	0.29%
US Fixed Income							
JPM CORE BD FD - SEL FUND 3720 4812Co-38-1	11 85	4,429 12	52,485 11	52,662 27	(177 16)	1,235 72	2 35%
DOUBLELINE TOTL RET BND-I 258620-10-3	10 85	2,899 91	31,463 97	31,953 08	(489 11)	1,168 66	3 71%
NEUBERGER BERMAN HI IN B-INS 64128K-86-8	8 70	5,070 50	44,113 36	40,724 00	3,389 36	2,403 41	5 45%
Total US Fixed Income			\$128,062.44	\$125,339.35	\$2,723.09	\$4,807.79	3.75%



3074078880310064713
30860730240210080713



CYRENIUS H BOOTH FUND ACCT. P16682000
As of 10/31/16

	Price	Quantity	Value	<u>Adjusted Tax Cost</u> Original Cost	Unrealized Gain/Loss	<u>Est. Annual Income</u> Accrued Interest	Yield
Non-US Fixed Income							
T ROWE PR EMERG MKTS BND 77956H-87-2	12.61	1,664.37	20,987.72	21,021.00	(33.28)	1,261.59	6.01%