



See a Social Security Number? Say Something!  
Report Privacy Problems to <https://public.resource.org/privacy>  
Or call the IRS Identity Theft Hotline at 1-800-908-4490



Form **990-PF**  
 Department of the Treasury  
 Internal Revenue Service

**Return of Private Foundation**  
**or Section 4947(a)(1) Trust Treated as Private Foundation**  
 Do not enter social security numbers on this form as it may be made public.  
 Information about Form 990-PF and its instructions is at [www.irs.gov/form990pf](http://www.irs.gov/form990pf).

OMB No 1545-0052  
**2015**  
**Open to Public Inspection**

**For calendar year 2015, or tax year beginning 08-01-2015, and ending 07-31-2016**

Name of foundation Steven Ohren Foundation		<b>A Employer identification number</b> 26-3305763
Number and street (or P O box number if mail is not delivered to street address) 1010 Sycamore Avenue	Room/suite	<b>B Telephone number (see instructions)</b> (213) 626-7300
City or town, state or province, country, and ZIP or foreign postal code South Pasadena, CA 91030		<b>C</b> If exemption application is pending, check here <input type="checkbox"/>
<b>G</b> Check all that apply: <input type="checkbox"/> Initial return <input type="checkbox"/> Initial return of a former public charity <input type="checkbox"/> Final return <input type="checkbox"/> Amended return <input type="checkbox"/> Address change <input type="checkbox"/> Name change		<b>D 1.</b> Foreign organizations, check here <input type="checkbox"/>  <b>2.</b> Foreign organizations meeting the 85% test, check here and attach computation <input type="checkbox"/> <b>E</b> If private foundation status was terminated under section 507(b)(1)(A), check here <input type="checkbox"/>
<b>H</b> Check type of organization: <input checked="" type="checkbox"/> Section 501(c)(3) exempt private foundation <input type="checkbox"/> Section 4947(a)(1) nonexempt charitable trust <input type="checkbox"/> Other taxable private foundation		<b>F</b> If the foundation is in a 60-month termination under section 507(b)(1)(B), check here <input type="checkbox"/>
<b>I</b> Fair market value of all assets at end of year (from Part II, col (c), line 16) <b>\$</b> 3,247,195	<b>J</b> Accounting method: <input checked="" type="checkbox"/> Cash <input type="checkbox"/> Accrual <input type="checkbox"/> Other (specify) _____ (Part I, column (d) must be on cash basis)	

<b>Part I Analysis of Revenue and Expenses</b> <i>(The total of amounts in columns (b), (c), and (d) may not necessarily equal the amounts in column (a) (see instructions))</i>		Revenue and expenses per books <b>(a)</b>	Net investment income <b>(b)</b>	Adjusted net income <b>(c)</b>	Disbursements for charitable purposes <b>(d)</b> (cash basis only)
<b>1</b>	Contributions, gifts, grants, etc., received (attach schedule) . . . . .	64,015			
<b>2</b>	Check <input checked="" type="checkbox"/> if the foundation is <b>not</b> required to attach Sch B . . . . .				
<b>3</b>	Interest on savings and temporary cash investments . . . . .	284	284		
<b>4</b>	Dividends and interest from securities . . . . .	56,628	56,628		
<b>5a</b>	Gross rents . . . . .				
<b>b</b>	Net rental income or (loss) _____				
<b>6a</b>	Net gain or (loss) from sale of assets not on line 10 . . . . .	35,680			
<b>b</b>	Gross sales price for all assets on line 6a _____ 783,096				
<b>7</b>	Capital gain net income (from Part IV, line 2) . . . . .		35,680		
<b>8</b>	Net short-term capital gain . . . . .				
<b>9</b>	Income modifications . . . . .				
<b>10a</b>	Gross sales less returns and allowances . . . . .				
<b>b</b>	Less Cost of goods sold . . . . .				
<b>c</b>	Gross profit or (loss) (attach schedule) . . . . .				
<b>11</b>	Other income (attach schedule) . . . . .	22,138	22,138		
<b>12</b>	<b>Total.</b> Add lines 1 through 11 . . . . .	178,745	114,730		
<b>13</b>	Compensation of officers, directors, trustees, etc . . . . .	6,600	3,300		3,300
<b>14</b>	Other employee salaries and wages . . . . .				
<b>15</b>	Pension plans, employee benefits . . . . .				
<b>16a</b>	Legal fees (attach schedule). . . . .				
<b>b</b>	Accounting fees (attach schedule). . . . .	2,450	1,225		1,225
<b>c</b>	Other professional fees (attach schedule) . . . . .	26,206	26,206		
<b>17</b>	Interest . . . . .				
<b>18</b>	Taxes (attach schedule) (see instructions) . . . . .	3,158			
<b>19</b>	Depreciation (attach schedule) and depletion . . . . .				
<b>20</b>	Occupancy . . . . .				
<b>21</b>	Travel, conferences, and meetings . . . . .				
<b>22</b>	Printing and publications . . . . .				
<b>23</b>	Other expenses (attach schedule). . . . .	1,900			722
<b>24</b>	<b>Total operating and administrative expenses.</b> Add lines 13 through 23 . . . . .	40,314	30,731		5,247
<b>25</b>	Contributions, gifts, grants paid . . . . .	1,038,341			1,038,341
<b>26</b>	<b>Total expenses and disbursements.</b> Add lines 24 and 25 . . . . .	1,078,655	30,731		1,043,588
<b>27</b>	Subtract line 26 from line 12 . . . . .				
<b>a</b>	<b>Excess of revenue over expenses and disbursements</b> . . . . .	-899,910			
<b>b</b>	<b>Net investment income</b> (if negative, enter -0-) . . . . .		83,999		
<b>c</b>	<b>Adjusted net income</b> (if negative, enter -0-) . . . . .				

<b>Part II Balance Sheets</b> Attached schedules and amounts in the description column should be for end-of-year amounts only (See instructions )		Beginning of year	End of year	
		(a) Book Value	(b) Book Value	(c) Fair Market Value
<b>Assets</b>	<b>1</b> Cash—non-interest-bearing . . . . .	2,306,586	1,961,315	1,961,315
	<b>2</b> Savings and temporary cash investments . . . . .			
	<b>3</b> Accounts receivable ▶ _____ Less allowance for doubtful accounts ▶ _____			
	<b>4</b> Pledges receivable ▶ _____ Less allowance for doubtful accounts ▶ _____			
	<b>5</b> Grants receivable . . . . .			
	<b>6</b> Receivables due from officers, directors, trustees, and other disqualified persons (attach schedule) (see instructions). . . . .			
	<b>7</b> Other notes and loans receivable (attach schedule) ▶ _____ Less allowance for doubtful accounts ▶ _____			
	<b>8</b> Inventories for sale or use . . . . .			
	<b>9</b> Prepaid expenses and deferred charges . . . . .			
	<b>10a</b> Investments—U S and state government obligations (attach schedule)			
	<b>b</b> Investments—corporate stock (attach schedule) . . . . .			
	<b>c</b> Investments—corporate bonds (attach schedule) . . . . .			
	<b>11</b> Investments—land, buildings, and equipment basis ▶ _____ Less accumulated depreciation (attach schedule) ▶ _____			
	<b>12</b> Investments—mortgage loans . . . . .			
	<b>13</b> Investments—other (attach schedule) . . . . .	1,562,961	998,322	1,285,880
	<b>14</b> Land, buildings, and equipment basis ▶ _____ 5,380 Less accumulated depreciation (attach schedule) ▶ 5,380			
<b>15</b> Other assets (describe ▶ _____)				
<b>16 Total assets</b> (to be completed by all filers—see the instructions Also, see page 1, item I)	3,869,547	2,959,637	3,247,195	
<b>Liabilities</b>	<b>17</b> Accounts payable and accrued expenses . . . . .			
	<b>18</b> Grants payable . . . . .			
	<b>19</b> Deferred revenue . . . . .			
	<b>20</b> Loans from officers, directors, trustees, and other disqualified persons			
	<b>21</b> Mortgages and other notes payable (attach schedule). . . . .			
	<b>22</b> Other liabilities (describe ▶ _____)			
	<b>23 Total liabilities</b> (add lines 17 through 22) . . . . .		0	
<b>Net Assets or Fund Balances</b>	<b>Foundations that follow SFAS 117, check here</b> ▶ <input type="checkbox"/> <b>and complete lines 24 through 26 and lines 30 and 31.</b>			
	<b>24</b> Unrestricted . . . . .			
	<b>25</b> Temporarily restricted . . . . .			
	<b>26</b> Permanently restricted . . . . .			
	<b>Foundations that do not follow SFAS 117, check here</b> ▶ <input checked="" type="checkbox"/> <b>and complete lines 27 through 31.</b>			
	<b>27</b> Capital stock, trust principal, or current funds . . . . .	3,869,547	2,959,637	
	<b>28</b> Paid-in or capital surplus, or land, bldg, and equipment fund			
<b>29</b> Retained earnings, accumulated income, endowment, or other funds				
<b>30 Total net assets or fund balances</b> (see instructions) . . . . .	3,869,547	2,959,637		
<b>31 Total liabilities and net assets/fund balances</b> (see instructions) . . . . .	3,869,547	2,959,637		

<b>Part III Analysis of Changes in Net Assets or Fund Balances</b>		
<b>1</b>	Total net assets or fund balances at beginning of year—Part II, column (a), line 30 (must agree with end-of-year figure reported on prior year's return) . . . . .	<b>1</b> 3,869,547
<b>2</b>	Enter amount from Part I, line 27a . . . . .	<b>2</b> -899,910
<b>3</b>	Other increases not included in line 2 (itemize) ▶ _____	<b>3</b>
<b>4</b>	Add lines 1, 2, and 3 . . . . .	<b>4</b> 2,969,637
<b>5</b>	Decreases not included in line 2 (itemize) ▶ _____	<b>5</b> 10,000
<b>6</b>	Total net assets or fund balances at end of year (line 4 minus line 5)—Part II, column (b), line 30 . . . . .	<b>6</b> 2,959,637

**Part IV Capital Gains and Losses for Tax on Investment Income**

List and describe the kind(s) of property sold (e.g., real estate, (a) 2-story brick warehouse, or common stock, 200 shs MLC Co)		How acquired P—Purchase (b) D—Donation	Date acquired (c) (mo, day, yr)	Date sold (d) (mo, day, yr)
<b>1 a</b>	Various LT Transactions - See attached	P	2014-12-01	2015-12-31
<b>b</b>				
<b>c</b>				
<b>d</b>				
<b>e</b>				

(e) Gross sales price	Depreciation allowed (f) (or allowable)	Cost or other basis (g) plus expense of sale	Gain or (loss) (h) (e) plus (f) minus (g)
<b>a</b> 783,096		747,416	35,680
<b>b</b>			
<b>c</b>			
<b>d</b>			
<b>e</b>			

Complete only for assets showing gain in column (h) and owned by the foundation on 12/31/69			Gains (Col (h) gain minus col (k), but not less than -0-) or Losses (from col (h)) (l)
(i) FMV as of 12/31/69	Adjusted basis (j) as of 12/31/69	Excess of col (i) (k) over col (j), if any	
<b>a</b>			35,680
<b>b</b>			
<b>c</b>			
<b>d</b>			
<b>e</b>			

<b>2</b>	Capital gain net income or (net capital loss)	{ If gain, also enter in Part I, line 7 If (loss), enter -0- in Part I, line 7 }	<b>2</b>	35,680
<b>3</b>	Net short-term capital gain or (loss) as defined in sections 1222(5) and (6) If gain, also enter in Part I, line 8, column (c) (see instructions) If (loss), enter -0- in Part I, line 8		{ }	<b>3</b>

**Part V Qualification Under Section 4940(e) for Reduced Tax on Net Investment Income**

(For optional use by domestic private foundations subject to the section 4940(a) tax on net investment income )  
 If section 4940(d)(2) applies, leave this part blank

Was the foundation liable for the section 4942 tax on the distributable amount of any year in the base period?  Yes  No  
 If "Yes," the foundation does not qualify under section 4940(e) Do not complete this part

**1** Enter the appropriate amount in each column for each year, see instructions before making any entries

(a) Base period years Calendar year (or tax year beginning in)	(b) Adjusted qualifying distributions	(c) Net value of noncharitable-use assets	(d) Distribution ratio (col (b) divided by col (c))
2014			
2013			
2012			
2011			
2010			

<b>2</b>	Total of line 1, column (d).	<b>2</b>	
<b>3</b>	Average distribution ratio for the 5-year base period—divide the total on line 2 by 5, or by the number of years the foundation has been in existence if less than 5 years	<b>3</b>	
<b>4</b>	Enter the net value of noncharitable-use assets for 2015 from Part X, line 5.	<b>4</b>	
<b>5</b>	Multiply line 4 by line 3.	<b>5</b>	
<b>6</b>	Enter 1% of net investment income (1% of Part I, line 27b).	<b>6</b>	
<b>7</b>	Add lines 5 and 6.	<b>7</b>	
<b>8</b>	Enter qualifying distributions from Part XII, line 4.	<b>8</b>	

If line 8 is equal to or greater than line 7, check the box in Part VI, line 1b, and complete that part using a 1% tax rate See the Part VI instructions

Part VI Excise Tax Based on Investment Income (Section 4940(a), 4940(b), 4940(e), or 4948—see page 18 of the instructions)

Table with 11 main rows and sub-rows (a-d) for credits. Includes fields for exempt foundations, domestic foundations, tax under section 511, and tax based on investment income. Total tax due is 1,400.

Part VII-A Statements Regarding Activities

Table with 10 rows (1a-10) regarding activities. Includes questions about political campaigns, unrelated business income, and substantial contributors. Yes/No columns.

**Part VII-A Statements Regarding Activities (continued)**

<b>11</b> At any time during the year, did the foundation, directly or indirectly, own a controlled entity within the meaning of section 512(b)(13)? If "Yes," attach schedule (see instructions). . . . .	<b>11</b>		<b>No</b>
<b>12</b> Did the foundation make a distribution to a donor advised fund over which the foundation or a disqualified person had advisory privileges? If "Yes," attach statement (see instructions) . . . . .	<b>12</b>		<b>No</b>
<b>13</b> Did the foundation comply with the public inspection requirements for its annual returns and exemption application? Website address ▶ <u>N/A</u>	<b>13</b>	<b>Yes</b>	
<b>14</b> The books are in care of ▶ <u>ELLEN A PANSKY</u> Telephone no ▶ <u>(213) 626-7300</u> Located at ▶ <u>1010 SYCAMORE AVENUE 308 SOUTH PASADENA CA</u> ZIP+4 ▶ <u>91030</u>			
<b>15</b> Section 4947(a)(1) nonexempt charitable trusts filing Form 990-PF in lieu of Form 1041 —Check here . . . . . ▶ <input type="checkbox"/>	<b>15</b>		
<b>16</b> At any time during calendar year 2015, did the foundation have an interest in or a signature or other authority over a bank, securities, or other financial account in a foreign country? See instructions for exceptions and filing requirements for FinCEN Form 114, Report of Foreign Bank and Financial Accounts (FBAR) If "Yes", enter the name of the foreign country ▶	<b>16</b>	<b>Yes</b>	<b>No</b>

**Part VII-B Statements Regarding Activities for Which Form 4720 May Be Required**

**File Form 4720 if any item is checked in the "Yes" column, unless an exception applies.**

		<b>Yes</b>	<b>No</b>
<b>1a</b> During the year did the foundation (either directly or indirectly) <b>(1)</b> Engage in the sale or exchange, or leasing of property with a disqualified person? <input type="checkbox"/> Yes <input checked="" type="checkbox"/> No <b>(2)</b> Borrow money from, lend money to, or otherwise extend credit to (or accept it from) a disqualified person? . . . . . <input type="checkbox"/> Yes <input checked="" type="checkbox"/> No <b>(3)</b> Furnish goods, services, or facilities to (or accept them from) a disqualified person? <input type="checkbox"/> Yes <input checked="" type="checkbox"/> No <b>(4)</b> Pay compensation to, or pay or reimburse the expenses of, a disqualified person? <input type="checkbox"/> Yes <input checked="" type="checkbox"/> No <b>(5)</b> Transfer any income or assets to a disqualified person (or make any of either available for the benefit or use of a disqualified person)? . . . . . <input type="checkbox"/> Yes <input checked="" type="checkbox"/> No <b>(6)</b> Agree to pay money or property to a government official? ( <b>Exception.</b> Check "No" if the foundation agreed to make a grant to or to employ the official for a period after termination of government service, if terminating within 90 days ). . . . . <input type="checkbox"/> Yes <input checked="" type="checkbox"/> No			
<b>b</b> If any answer is "Yes" to 1a(1)–(6), did <b>any</b> of the acts fail to qualify under the exceptions described in Regulations section 53.4941(d)-3 or in a current notice regarding disaster assistance (see instructions)? . . . . . <input type="checkbox"/>	<b>1b</b>		<b>No</b>
<b>c</b> Did the foundation engage in a prior year in any of the acts described in 1a, other than excepted acts, that were not corrected before the first day of the tax year beginning in 2015? . . . . . <input type="checkbox"/>	<b>1c</b>		<b>No</b>
<b>2</b> Taxes on failure to distribute income (section 4942) (does not apply for years the foundation was a private operating foundation defined in section 4942(j)(3) or 4942(j)(5)) <b>a</b> At the end of tax year 2015, did the foundation have any undistributed income (lines 6d and 6e, Part XIII) for tax year(s) beginning before 2015? . . . . . <input type="checkbox"/> Yes <input checked="" type="checkbox"/> No If "Yes," list the years ▶ 20____, 20____, 20____, 20____ <b>b</b> Are there any years listed in 2a for which the foundation is <b>not</b> applying the provisions of section 4942(a)(2) (relating to incorrect valuation of assets) to the year's undistributed income? (If applying section 4942(a)(2) to <b>all</b> years listed, answer "No" and attach statement—see instructions ). . . . . <input type="checkbox"/>	<b>2b</b>		<b>No</b>
<b>c</b> If the provisions of section 4942(a)(2) are being applied to <b>any</b> of the years listed in 2a, list the years here ▶ 20____, 20____, 20____, 20____			
<b>3a</b> Did the foundation hold more than a 2% direct or indirect interest in any business enterprise at any time during the year? . . . . . <input type="checkbox"/> Yes <input checked="" type="checkbox"/> No <b>b</b> If "Yes," did it have excess business holdings in 2015 as a result of <b>(1)</b> any purchase by the foundation or disqualified persons after May 26, 1969, <b>(2)</b> the lapse of the 5-year period (or longer period approved by the Commissioner under section 4943(c)(7)) to dispose of holdings acquired by gift or bequest, or <b>(3)</b> the lapse of the 10-, 15-, or 20-year first phase holding period? ( <i>Use Schedule C, Form 4720, to determine if the foundation had excess business holdings in 2015</i> ). . . . . <input type="checkbox"/>	<b>3b</b>		<b>No</b>
<b>4a</b> Did the foundation invest during the year any amount in a manner that would jeopardize its charitable purposes?	<b>4a</b>		<b>No</b>
<b>b</b> Did the foundation make any investment in a prior year (but after December 31, 1969) that could jeopardize its charitable purpose that had not been removed from jeopardy before the first day of the tax year beginning in 2015?	<b>4b</b>		<b>No</b>

**Part VII-B Statements Regarding Activities for Which Form 4720 May Be Required (Continued)**

**5a** During the year did the foundation pay or incur any amount to

**(1)** Carry on propaganda, or otherwise attempt to influence legislation (section 4945(e))?  Yes  No

**(2)** Influence the outcome of any specific public election (see section 4955), or to carry on, directly or indirectly, any voter registration drive?  Yes  No

**(3)** Provide a grant to an individual for travel, study, or other similar purposes?  Yes  No

**(4)** Provide a grant to an organization other than a charitable, etc., organization described in section 4945(d)(4)(A)? (see instructions).  Yes  No

**(5)** Provide for any purpose other than religious, charitable, scientific, literary, or educational purposes, or for the prevention of cruelty to children or animals?  Yes  No

**b** If any answer is "Yes" to 5a(1)–(5), did **any** of the transactions fail to qualify under the exceptions described in Regulations section 53.4945 or in a current notice regarding disaster assistance (see instructions)?  Yes  No  
 Organizations relying on a current notice regarding disaster assistance check here.

**c** If the answer is "Yes" to question 5a(4), does the foundation claim exemption from the tax because it maintained expenditure responsibility for the grant?  Yes  No  
*If "Yes," attach the statement required by Regulations section 53.4945-5(d)*

**6a** Did the foundation, during the year, receive any funds, directly or indirectly, to pay premiums on a personal benefit contract?  Yes  No

**b** Did the foundation, during the year, pay premiums, directly or indirectly, on a personal benefit contract?  Yes  No  
*If "Yes" to 6b, file Form 8870*

**7a** At any time during the tax year, was the foundation a party to a prohibited tax shelter transaction?  Yes  No

**b** If yes, did the foundation receive any proceeds or have any net income attributable to the transaction?  Yes  No

**Part VIII Information About Officers, Directors, Trustees, Foundation Managers, Highly Paid Employees, and Contractors**

**1 List all officers, directors, trustees, foundation managers and their compensation (see instructions).**

(a) Name and address	Title, and average hours per week (b) devoted to position	(c) Compensation (If not paid, enter -0-)	(d) Contributions to employee benefit plans and deferred compensation	Expense account, (e) other allowances
See Additional Data Table				

**2 Compensation of five highest-paid employees (other than those included on line 1—see instructions). If none, enter "NONE."**

(a) Name and address of each employee paid more than \$50,000	Title, and average hours per week (b) devoted to position	(c) Compensation	(d) Contributions to employee benefit plans and deferred compensation	Expense account, (e) other allowances
NONE				

**Total** number of other employees paid over \$50,000.

**Part VIII Information About Officers, Directors, Trustees, Foundation Managers, Highly Paid Employees, and Contractors (continued)**

**3 Five highest-paid independent contractors for professional services (see instructions). If none, enter "NONE".**

(a) Name and address of each person paid more than \$50,000	(b) Type of service	(c) Compensation
NONE		

**Total** number of others receiving over \$50,000 for professional services. . . . . **▶**

**Part IX-A Summary of Direct Charitable Activities**

List the foundation's four largest direct charitable activities during the tax year. Include relevant statistical information such as the number of organizations and other beneficiaries served, conferences convened, research papers produced, etc	Expenses
1 TO ASSIST ELDERLY JEWISH PERSONS WITH THEIR MEDICAL NEEDS	1,038,341
2	
3	
4	

**Part IX-B Summary of Program-Related Investments (see instructions)**

Describe the two largest program-related investments made by the foundation during the tax year on lines 1 and 2	Amount
1	
2	
All other program-related investments See instructions	
3	

**Total.** Add lines 1 through 3 . . . . . **▶**

**Part X Minimum Investment Return**

(All domestic foundations must complete this part. Foreign foundations, see instructions.)

<b>1</b>	Fair market value of assets not used (or held for use) directly in carrying out charitable, etc , purposes		
<b>a</b>	Average monthly fair market value of securities. . . . .	<b>1a</b>	1,596,054
<b>b</b>	Average of monthly cash balances. . . . .	<b>1b</b>	1,831,965
<b>c</b>	Fair market value of all other assets (see instructions). . . . .	<b>1c</b>	40,761
<b>d</b>	<b>Total</b> (add lines 1a, b, and c). . . . .	<b>1d</b>	3,468,780
<b>e</b>	Reduction claimed for blockage or other factors reported on lines 1a and 1c (attach detailed explanation). . . . .	<b>1e</b>	0
<b>2</b>	Acquisition indebtedness applicable to line 1 assets. . . . .	<b>2</b>	
<b>3</b>	Subtract line 2 from line 1d. . . . .	<b>3</b>	3,468,780
<b>4</b>	Cash deemed held for charitable activities Enter 1 1/2% of line 3 (for greater amount, see instructions). . . . .	<b>4</b>	52,032
<b>5</b>	<b>Net value of noncharitable-use assets.</b> Subtract line 4 from line 3 Enter here and on Part V, line 4	<b>5</b>	3,416,748
<b>6</b>	<b>Minimum investment return.</b> Enter 5% of line 5. . . . .	<b>6</b>	170,837

**Part XI Distributable Amount**

(see instructions) (Section 4942(j)(3) and (j)(5) private operating foundations and certain foreign organizations check here  and do not complete this part.)

<b>1</b>	Minimum investment return from Part X, line 6. . . . .	<b>1</b>	170,837
<b>2a</b>	Tax on investment income for 2015 from Part VI, line 5. . . . .	<b>2a</b>	1,680
<b>b</b>	Income tax for 2015 (This does not include the tax from Part VI ). . . . .	<b>2b</b>	
<b>c</b>	Add lines 2a and 2b. . . . .	<b>2c</b>	1,680
<b>3</b>	Distributable amount before adjustments Subtract line 2c from line 1. . . . .	<b>3</b>	169,157
<b>4</b>	Recoveries of amounts treated as qualifying distributions. . . . .	<b>4</b>	
<b>5</b>	Add lines 3 and 4. . . . .	<b>5</b>	169,157
<b>6</b>	Deduction from distributable amount (see instructions). . . . .	<b>6</b>	
<b>7</b>	<b>Distributable amount</b> as adjusted Subtract line 6 from line 5 Enter here and on Part XIII, line 1. . . . .	<b>7</b>	169,157

**Part XII Qualifying Distributions** (see instructions)

<b>1</b>	Amounts paid (including administrative expenses) to accomplish charitable, etc , purposes		
<b>a</b>	Expenses, contributions, gifts, etc —total from Part I, column (d), line 26. . . . .	<b>1a</b>	1,043,588
<b>b</b>	Program-related investments—total from Part IX-B. . . . .	<b>1b</b>	
<b>2</b>	Amounts paid to acquire assets used (or held for use) directly in carrying out charitable, etc , purposes. . . . .	<b>2</b>	
<b>3</b>	Amounts set aside for specific charitable projects that satisfy the		
<b>a</b>	Suitability test (prior IRS approval required). . . . .	<b>3a</b>	
<b>b</b>	Cash distribution test (attach the required schedule). . . . .	<b>3b</b>	
<b>4</b>	<b>Qualifying distributions.</b> Add lines 1a through 3b Enter here and on Part V, line 8, and Part XIII, line 4	<b>4</b>	1,043,588
<b>5</b>	Foundations that qualify under section 4940(e) for the reduced rate of tax on net investment income Enter 1% of Part I, line 27b (see instructions). . . . .	<b>5</b>	
<b>6</b>	<b>Adjusted qualifying distributions.</b> Subtract line 5 from line 4. . . . .	<b>6</b>	1,043,588

**Note:** The amount on line 6 will be used in Part V, column (b), in subsequent years when calculating whether the foundation qualifies for the section 4940(e) reduction of tax in those years

**Part XIII Undistributed Income** (see instructions)

	(a) Corpus	(b) Years prior to 2014	(c) 2014	(d) 2015
<b>1</b> Distributable amount for 2015 from Part XI, line 7				169,157
<b>2</b> Undistributed income, if any, as of the end of 2015				
<b>a</b> Enter amount for 2014 only. . . . .				
<b>b</b> Total for prior years 20___, 20___, 20___				
<b>3</b> Excess distributions carryover, if any, to 2015				
<b>a</b> From 2010. . . . .				
<b>b</b> From 2011. . . . .		21,731		
<b>c</b> From 2012. . . . .		170,631		
<b>d</b> From 2013. . . . .		454,337		
<b>e</b> From 2014. . . . .		1,010,002		
<b>f</b> Total of lines 3a through e. . . . .	1,656,701			
<b>4</b> Qualifying distributions for 2015 from Part XII, line 4 ► \$ <u>1,043,588</u>				
<b>a</b> Applied to 2014, but not more than line 2a				
<b>b</b> Applied to undistributed income of prior years (Election required—see instructions). . . . .				
<b>c</b> Treated as distributions out of corpus (Election required—see instructions). . . . .	0			
<b>d</b> Applied to 2015 distributable amount. . . . .				169,157
<b>e</b> Remaining amount distributed out of corpus	874,431			
<b>5</b> Excess distributions carryover applied to 2015 (If an amount appears in column (d), the same amount must be shown in column (a) )				
<b>6</b> Enter the net total of each column as indicated below:				
<b>a</b> Corpus Add lines 3f, 4c, and 4e Subtract line 5	2,531,132			
<b>b</b> Prior years' undistributed income Subtract line 4b from line 2b. . . . .				
<b>c</b> Enter the amount of prior years' undistributed income for which a notice of deficiency has been issued, or on which the section 4942(a) tax has been previously assessed. . . . .				
<b>d</b> Subtract line 6c from line 6b Taxable amount—see instructions. . . . .				
<b>e</b> Undistributed income for 2014 Subtract line 4a from line 2a Taxable amount—see instructions. . . . .				
<b>f</b> Undistributed income for 2016 Subtract lines 4d and 5 from line 1 This amount must be distributed in 2015. . . . .				0
<b>7</b> Amounts treated as distributions out of corpus to satisfy requirements imposed by section 170(b)(1)(F) or 4942(g)(3) (Election may be required - see instructions). . . . .				
<b>8</b> Excess distributions carryover from 2010 not applied on line 5 or line 7 (see instructions). . . . .				
<b>9</b> Excess distributions carryover to 2016. Subtract lines 7 and 8 from line 6a. . . . .	2,531,132			
<b>10</b> Analysis of line 9				
<b>a</b> Excess from 2011. . . . .		21,731		
<b>b</b> Excess from 2012. . . . .		170,631		
<b>c</b> Excess from 2013. . . . .		454,337		
<b>d</b> Excess from 2014. . . . .		1,010,002		
<b>e</b> Excess from 2015. . . . .		874,431		



**Part XV Supplementary Information**(continued)

**3 Grants and Contributions Paid During the Year or Approved for Future Payment**

Recipient	If recipient is an individual, show any relationship to any foundation manager or substantial contributor	Foundation status of recipient	Purpose of grant or contribution	Amount
Name and address (home or business)				
<b>a</b> <i>Paid during the year</i> See Additional Data Table				
<b>Total</b> . . . . .			▶ <b>3a</b>	1,048,341
<b>b</b> <i>Approved for future payment</i>				
<b>Total</b> . . . . .			▶ <b>3b</b>	





**Form 990PF Part VIII Line 1 - List all officers, directors, trustees, foundation managers and their compensation**

(a) Name and address	Title, and average hours per week (b) devoted to position	(c) Compensation (If not paid, enter -0-)	(d) Contributions to employee benefit plans and deferred compensation	Expense account, (e) other allowances
ELLEN PANSKY 1010 SYCAMORE AVENUE 308 SOUTH PASADENA, CA 91030	President 3 00	1,800		
MARILYN SULLIVAN 8550 Canyon Crossing Lantana, TX 76226	Secretary 3 00	1,200		
JULIE RICE-DAVIS 4940 N SUMMIT RIDGE ROAD TUCSON, AZ 85750	Treasurer 3 00	1,200		
Lynn Ohren 37729 Silktree Lane Palmdale, CA 93550	Board Member 3 00	1,200		
Bntten Shuford 1539 Sawtelle Boulevard Ste 6 Los Angeles, CA 90025	Board Member 7 00	1,200		

**Form 990PF Part XV Line 3 - Grants and Contributions Paid During the Year or Approved for Future Payment**

Recipient	If recipient is an individual, show any relationship to any foundation manager or substantial contributor	Foundation status of recipient	Purpose of grant or contribution	Amount
Name and address (home or business)				
<b>a</b> <i>Paid during the year</i>				
CONGREGATION TIKVAT JACOB 1829 N SEPULVEDA BOULEVARD MANHATTAN BEACH, CA 90266	None	PC	To further recipient's charitable purpose	698,874
WILSHIRE BOULEVARD TEMPLE 3663 WILSHIRE BOULEVARD LOS ANGELES, CA 90010	None	PC	To further recipient's charitable purpose	93,333
TEMPLE BETH KNESSET BAMIDBAR 1611 E AVENUE J LANCASTER, CA 93535	None	PC	To further recipient's charitable purpose	1,239
Pancreatic Cancer Action Network 1500 Rosecrans Ave 200 Manhattan Beach, CA 90266	None	PC	To further recipient's charitable purpose	200,000
The Jewish Federation 6505 Wilshire Blvd Los Angeles, CA 90048	None	PC	To further recipient's charitable purpose	50,000
Yeshiva Ketana of LA 12131 Burbank Blvd Los Angeles, CA 91607	None	PC	To further recipient's charitable purpose	4,895
<b>Total . . . . .</b> ▶ <b>3a</b>				1,048,341

**TY 2015 Accounting Fees Schedule****Name:** Steven Ohren Foundation**EIN:** 26-3305763**Software ID:** 15000324**Software Version:** 2015v3.0

<b>Category</b>	<b>Amount</b>	<b>Net Investment Income</b>	<b>Adjusted Net Income</b>	<b>Disbursements for Charitable Purposes</b>
Accounting Fees	2,450	1,225	0	1,225

**TY 2015 Land, Etc.  
Schedule****Name:** Steven Ohren Foundation**EIN:** 26-3305763**Software ID:** 15000324**Software Version:** 2015v3.0

<b>Category / Item</b>	<b>Cost / Other Basis</b>	<b>Accumulated Depreciation</b>	<b>Book Value</b>	<b>End of Year Fair Market Value</b>
Miscellaneous	5,380	5,380		

**TY 2015 Other Decreases Schedule****Name:** Steven Ohren Foundation**EIN:** 26-3305763**Software ID:** 15000324**Software Version:** 2015v3.0

Description	Amount
Non-deductible donation	10,000

**TY 2015 Other Expenses Schedule****Name:** Steven Ohren Foundation**EIN:** 26-3305763**Software ID:** 15000324**Software Version:** 2015v3.0

Description	Revenue and Expenses per Books	Net Investment Income	Adjusted Net Income	Disbursements for Charitable Purposes
BOARD REIMBURSEMENTS	722			722
Directors and Officers Insurance	1,178			

**TY 2015 Other Income Schedule****Name:** Steven Ohren Foundation**EIN:** 26-3305763**Software ID:** 15000324**Software Version:** 2015v3.0

Description	Revenue And Expenses Per Books	Net Investment Income	Adjusted Net Income
Partnership Income	22,138	22,138	

**TY 2015 Other Professional Fees Schedule****Name:** Steven Ohren Foundation**EIN:** 26-3305763**Software ID:** 15000324**Software Version:** 2015v3.0

<b>Category</b>	<b>Amount</b>	<b>Net Investment Income</b>	<b>Adjusted Net Income</b>	<b>Disbursements for Charitable Purposes</b>
Management Fees	26,206	26,206	0	0

**TY 2015 Taxes Schedule****Name:** Steven Ohren Foundation**EIN:** 26-3305763**Software ID:** 15000324**Software Version:** 2015v3.0

<b>Category</b>	<b>Amount</b>	<b>Net Investment Income</b>	<b>Adjusted Net Income</b>	<b>Disbursements for Charitable Purposes</b>
FEDERAL TAXES PAID	3,073			
STATE TAXES PAID	85			

Print

Print in landscape for best results.

Accounts > History & Statements

**History**

Transactions Statements & Reports **Realized Gain / Loss**

View Unrealized Gain/Loss Trades made today will not appear until tomorrow  
 Cost Basis Calculator Rules & Assumptions

Select Date Range From  To

**Reporting Period: 08/01/2015 to 07/31/2016**

Proceeds	Cost Basis	Total Gain/Loss	Long Term Gain/Loss	Short Term Gain/Loss				
<b>\$783,095.90</b>	<b>\$747,416.38</b>	<b>+\$35,679.52 (4.77%)</b>	<b>+\$35,679.52 (4.77%)</b>	<b>\$0.00 (N/A)</b>				
Symbol	▲ Name (Full   Short)	Closed Date	Quantity	Proceeds	Cost Basis	Total	Long Term	Short Te
GS+A	GOLDMAN SACHS 3 75% PFD	05/26/2016	402	\$8,099.21	\$8,763.56	-\$664.35	-\$664.35	
GS+A	GOLDMAN SACHS 3 75% PFD	06/23/2016	2,575	\$51,933.37	\$50,293.00	+\$1,640.37	+\$1,640.37	
GS+A	GOLDMAN SACHS 3 75% PFD	06/23/2016	1,000	\$20,168.30	\$20,199.30	-\$31.00	-\$31.00	
GS+A	GOLDMAN SACHS 3 75% PFD	06/23/2016	1,000	\$20,168.30	\$20,033.58	+\$134.72	+\$134.72	
GS+A	GOLDMAN SACHS 3 75% PFD	06/23/2016	600	\$12,100.98	\$12,020.15	+\$80.83	+\$80.83	

GS+A	GOLDMAN SACHS 3 75% PFD	06/23/2016	500	\$10,084 15	\$10,175 48	-\$91 33	-\$91 33
GS+A	GOLDMAN SACHS 3 75% PFD	06/23/2016	500	\$10,084 15	\$10,160 95	-\$76 80	-\$76 80
GS+A	GOLDMAN SACHS 3 75% PFD	06/23/2016	500	\$10,084 15	\$10,170 37	-\$86 22	-\$86 22
GS+A	GOLDMAN SACHS 3 75% PFD	06/23/2016	200	\$4,033 66	\$4,069 05	-\$35 39	-\$35 39
GS+A	GOLDMAN SACHS 3 75% PFD	06/23/2016	100	\$2,016 83	\$2,035 62	-\$18 79	-\$18 79
GS+A	GOLDMAN SACHS 3 75% PFD	06/23/2016	100	\$2,016 83	\$2,036 64	-\$19 81	-\$19 81
GS+A	GOLDMAN SACHS 3 75% PFD	06/23/2016	23	\$463 88	\$468 09	-\$4 21	-\$4 21
GS+A	GOLDMAN SACHS 3 75% PFD	07/08/2016	1,000	\$21,026 98	\$20,355 79	+\$671 19	+\$671 19
GS+A	GOLDMAN SACHS 3 75% PFD	07/08/2016	1,000	\$21,026 98	\$18,599 98	+\$2,427 00	+\$2,427 00
GS+A	GOLDMAN SACHS 3 75% PFD	07/08/2016	460	\$9,672 41	\$9,363 66	+\$308 75	+\$308 75
GS+A	GOLDMAN SACHS 3 75% PFD	07/08/2016	432	\$9,083 66	\$7,457 09	+\$1,626 57	+\$1,626 57
GS+A	GOLDMAN SACHS 3 75% PFD	07/08/2016	400	\$8,410 80	\$8,146 52	+\$264 28	+\$264 28
GS+A	GOLDMAN SACHS 3 75% PFD	07/08/2016	200	\$4,205 40	\$4,070 36	+\$135 04	+\$135 04
GS+A	GOLDMAN SACHS 3 75% PFD	07/08/2016	8	\$168 22	\$162 85	+\$5 37	+\$5 37
GS+C	GOLDMAN SACHS GR 0% PFD	10/16/2015	45	\$934 68	\$901 51	+\$33 17	+\$33 17
GS+C	GOLDMAN SACHS GR 0% PFD	10/19/2015	500	\$10,478 67	\$10,016 79	+\$461 88	+\$461 88
GS+C	GOLDMAN SACHS GR 0% PFD	10/19/2015	100	\$2,095 73	\$2,003 36	+\$92 37	+\$92 37

GS+C	GOLDMAN SACHS GR 0% PFD	10/19/2015	100	\$2,095 73	\$2,003 36	+\$92 37	+\$92 37
GS+C	GOLDMAN SACHS GR 0% PFD	10/19/2015	29	\$607 77	\$580 97	+\$26 80	+\$26 80
GS+C	GOLDMAN SACHS GR 0% PFD	10/20/2015	600	\$12,578 66	\$12,020 15	+\$558 51	+\$558 51
GS+C	GOLDMAN SACHS GR 0% PFD	10/20/2015	600	\$12,578 66	\$12,020 15	+\$558 51	+\$558 51
GS+C	GOLDMAN SACHS GR 0% PFD	10/20/2015	400	\$8,385 78	\$8,013 43	+\$372 35	+\$372 35
GS+C	GOLDMAN SACHS GR 0% PFD	10/20/2015	100	\$2,096 44	\$2,003 36	+\$93 08	+\$93 08
GS+C	GOLDMAN SACHS GR 0% PFD	10/20/2015	26	\$545 07	\$520 87	+\$24 20	+\$24 20
GS+C	GOLDMAN SACHS GR 0% PFD	02/03/2016	100	\$2,071 01	\$2,171 96	-\$100 95	-\$100 95
GS+C	GOLDMAN SACHS GR 0% PFD	02/04/2016	350	\$7,277 15	\$7,613 75	-\$336 60	-\$336 60
GS+C	GOLDMAN SACHS GR 0% PFD	02/04/2016	350	\$7,277 15	\$7,610 36	-\$333 21	-\$333 21
GS+C	GOLDMAN SACHS GR 0% PFD	02/04/2016	350	\$7,277 15	\$7,613 75	-\$336 60	-\$336 60
GS+C	GOLDMAN SACHS GR 0% PFD	02/04/2016	100	\$2,079 17	\$2,175 36	-\$96 19	-\$96 19
GS+C	GOLDMAN SACHS GR 0% PFD	02/29/2016	275	\$5,700 51	\$5,968 48	-\$267 97	-\$267 97
GS+C	GOLDMAN SACHS GR 0% PFD	02/29/2016	100	\$2,072 91	\$2,175 36	-\$102 45	-\$102 45
GS+C	GOLDMAN SACHS GR 0% PFD	02/29/2016	100	\$2,072 91	\$2,175 35	-\$102 44	-\$102 44
GS+C	GOLDMAN SACHS GR 0% PFD	02/29/2016	100	\$2,072 91	\$2,175 36	-\$102 45	-\$102 45
GS+C	GOLDMAN SACHS GR 0% PFD	02/29/2016	100	\$2,072 91	\$2,172 86	-\$99 95	-\$99 95

GS+C	GOLDMAN SACHS GR 0% PFD	02/29/2016	100	\$2,072.91	\$2,175.36	-\$102.45	-\$102.45
GS+C	GOLDMAN SACHS GR 0% PFD	02/29/2016	75	\$1,554.69	\$1,627.77	-\$73.08	-\$73.08
GS+C	GOLDMAN SACHS GR 0% PFD	02/29/2016	8	\$165.82	\$173.63	-\$7.81	-\$7.81
GS+C	GOLDMAN SACHS GR 0% PFD	03/01/2016	217	\$4,495.53	\$4,709.68	-\$214.15	-\$214.15
GS+C	GOLDMAN SACHS GR 0% PFD	03/01/2016	100	\$2,071.67	\$2,170.35	-\$98.68	-\$98.68
GS+C	GOLDMAN SACHS GR 0% PFD	03/01/2016	75	\$1,553.75	\$1,627.77	-\$74.02	-\$74.02
GS+C	GOLDMAN SACHS GR 0% PFD	03/17/2016	800	\$16,772.77	\$16,610.86	+\$161.91	+\$161.91
GS+C	GOLDMAN SACHS GR 0% PFD	03/17/2016	630	\$13,208.55	\$13,081.06	+\$127.49	+\$127.49
GS+C	GOLDMAN SACHS GR 0% PFD	03/17/2016	400	\$8,386.39	\$8,305.43	+\$80.96	+\$80.96
GS+C	GOLDMAN SACHS GR 0% PFD	03/17/2016	317	\$6,646.22	\$6,582.05	+\$64.17	+\$64.17
GS+C	GOLDMAN SACHS GR 0% PFD	03/17/2016	200	\$4,193.19	\$4,152.72	+\$40.47	+\$40.47
GS+C	GOLDMAN SACHS GR 0% PFD	03/17/2016	153	\$3,207.79	\$3,176.83	+\$30.96	+\$30.96
GS+C	GOLDMAN SACHS GR 0% PFD	07/08/2016	700	\$15,005.17	\$14,022.25	+\$982.92	+\$982.92
GS+C	GOLDMAN SACHS GR 0% PFD	07/08/2016	500	\$10,717.98	\$10,015.90	+\$702.08	+\$702.08
GS+C	GOLDMAN SACHS GR 0% PFD	07/08/2016	500	\$10,717.98	\$10,015.89	+\$702.09	+\$702.09
GS+C	GOLDMAN SACHS GR 0% PFD	07/08/2016	500	\$10,717.98	\$10,015.89	+\$702.09	+\$702.09
GS+C	GOLDMAN SACHS GR 0% PFD	07/08/2016	200	\$4,287.19	\$4,006.36	+\$280.83	+\$280.83

GS+C	GOLDMAN SACHS GR 0% PFD	07/08/2016	100	\$2,143 59	\$2,003 18	+\$140 41	+\$140 41
GS+D	GOLDMAN SACHS GR 4% PFD	04/19/2016	2,500	\$51,189 93	\$47,160 90	+\$4,029 03	+\$4,029 03
GS+D	GOLDMAN SACHS GR 4% PFD	05/26/2016	700	\$14,611 92	\$14,324 50	+\$287 42	+\$287 42
GS+D	GOLDMAN SACHS GR 4% PFD	05/26/2016	300	\$6,262 25	\$6,139 07	+\$123 18	+\$123 18
GS+D	GOLDMAN SACHS GR 4% PFD	05/26/2016	280	\$5,844 77	\$5,729 80	+\$114 97	+\$114 97
GS+D	GOLDMAN SACHS GR 4% PFD	05/26/2016	182	\$3,799 10	\$3,724 37	+\$74 73	+\$74 73
GS+D	GOLDMAN SACHS GR 4% PFD	05/26/2016	100	\$2,087 41	\$2,046 36	+\$41 05	+\$41 05
GS+D	GOLDMAN SACHS GR 4% PFD	05/26/2016	67	\$1,398 57	\$1,371 06	+\$27 51	+\$27 51
GS+D	GOLDMAN SACHS GR 4% PFD	05/26/2016	13	\$271 36	\$266 03	+\$5 33	+\$5 33
GS+D	GOLDMAN SACHS GR 4% PFD	05/26/2016	11	\$229 61	\$225 10	+\$4 51	+\$4 51
GS+D	GOLDMAN SACHS GR 4% PFD	05/26/2016	10	\$208 75	\$204 64	+\$4 11	+\$4 11
GS+D	GOLDMAN SACHS GR 4% PFD	05/26/2016	4	\$83 50	\$81 85	+\$1 65	+\$1 65
GS+D	GOLDMAN SACHS GR 4% PFD	05/27/2016	1,333	\$27,827 32	\$27,306 87	+\$520 45	+\$520 45
GS+D	GOLDMAN SACHS GR 4% PFD	05/27/2016	1,000	\$20,875 70	\$20,463 12	+\$412 58	+\$412 58
MS+A	MORGAN STANLEY 4% PFD PF	04/27/2016	2,500	\$52,269 38	\$48,529 97	+\$3,739 41	+\$3,739 41
MS+A	MORGAN STANLEY 4% PFD PF	04/27/2016	2,250	\$47,042 45	\$43,675 33	+\$3,367 12	+\$3,367 12
MS+A	MORGAN STANLEY 4% PFD PF	04/27/2016	100	\$2,090 77	\$1,943 18	+\$147 59	+\$147 59

MS+A	MORGAN STANLEY 4% PFD PF	04/27/2016	100	\$2,090 77	\$1,943 18	+\$147 59	+\$147 59
MS+A	MORGAN STANLEY 4% PFD PF	04/27/2016	50	\$1,045 39	\$971 59	+\$73 80	+\$73 80
USB+H	U S BANCORP 5 56% PFD PF	09/22/2015	2,000	\$43,932 03	\$38,527 75	+\$5,404 28	+\$5,404 28
USB+H	U S BANCORP 5 56% PFD PF	09/22/2015	300	\$6,589 81	\$5,779 19	+\$810 62	+\$810 62
USB+H	U S BANCORP 5 56% PFD PF	09/22/2015	100	\$2,196 60	\$1,926 40	+\$270 20	+\$270 20
USB+H	U S BANCORP 5 56% PFD PF	09/22/2015	100	\$2,196 60	\$1,926 40	+\$270 20	+\$270 20
USB+H	U S BANCORP 5 56% PFD PF	02/03/2016	1,250	\$26,973 05	\$24,079 08	+\$2,893 97	+\$2,893 97
USB+H	U S BANCORP 5 56% PFD PF	03/01/2016	1,250	\$26,840 46	\$24,079 08	+\$2,761 38	+\$2,761 38

Total includes missing cost basis values for one or more lots  
 The total Realized Gain/Loss for this account includes values for Short Positions held in the account. For more information on summary totals when there are Short Positions, please see the Help Section.

Data for this holding has been edited N/A Not Available

Wash Sale activity has adjusted this cost. For additional information, click here

Values for fixed income securities have been adjusted for amortization/accretion, with the exception of variable rate and mortgage-backed securities or for accounts with this preference turned off

Total Cash represents income and expenses as they occur, it may be inconsistent with values shown elsewhere on Schwab.com and on your monthly account statement

The Realized Gain/Loss page provides summary information of closed transactions. Not all closed transactions appear on this page



Please view the Cost Basis Disclosure Statement for additional information on cost basis methods choices and how Schwab reports adjusted cost basis information to the IRS


Please note that gains and losses realized in retirement accounts are not recognized for tax purposes. Rather, income may be recognized when you receive a cash distribution from these accounts. Please contact your advisor for further information.

The total Realized Gain/Loss for this account includes values for Short Positions held in the account. For more information on summary totals when there are Short Positions, please see the Help Section

(0611-3926)

**Brokerage Products: Not FDIC Insured • No Bank Guarantee • May Lose Value** Account XXXX-X312

Charles Schwab & Co., Inc., Schwab Wealth Investment Advisory, Inc. ("SWIA"), Charles Schwab Bank, and optionsXpress, Inc. are separate but affiliated companies and subsidiaries of The Charles Schwab Corporation. Brokerage products are offered by Charles Schwab & Co., Inc. (Member SIPC ) ("Schwab") and optionsXpress, Inc. (Member SIPC ) ("optionsXpress"). Schwab Intelligent Portfolios™ is offered by SWIA, a registered investment advisor, and Institutional Intelligent Portfolios™, is made available through independent investment advisors and sponsored by SWIA. Deposit and lending products and services are offered by Charles Schwab Bank, Member FDIC and an Equal Housing Lender ("Schwab Bank").

Bank sweep accounts are generally held at Charles Schwab Bank. Funds deposited at Schwab Bank are insured by the Federal Deposit Insurance Corporation (FDIC) up to \$250,000 when aggregated with all other deposits held by you in the same capacity at Schwab Bank. Funds on deposit at Schwab Bank are not deposits or obligations of Charles Schwab & Co., Inc. and may not be covered by the Securities Investor Protection Corporation (SIPC ) NOTE: Funds deposited at an FDIC insured institution are insured, in aggregate, up to \$250,000 per depositor, per insured institution based upon account type by the Federal Deposit Insurance Corporation (FDIC)

© 2016 Charles Schwab & Co., Inc. All rights reserved. Member SIPC. Unauthorized access is prohibited. Usage will be monitored.