



See a Social Security Number? Say Something!
Report Privacy Problems to <https://public.resource.org/privacy>
Or call the IRS Identity Theft Hotline at 1-800-908-4490



Form **990-PF**

Return of Private Foundation

OMB No 1545-0052

2015

Department of the Treasury
Internal Revenue Service

or Section 4947(a)(1) Trust Treated as Private Foundation

Do not enter social security numbers on this form as it may be made public.

Information about Form 990-PF and its separate instructions is at www.irs.gov/form990pf

Open to Public Inspection

For calendar year 2015 or tax year beginning

08/01, 2015, and ending

07/31, 2016

Name of foundation
MEMORIAL CENTER TRUST P62092005

Number and street (or P.O. box number if mail is not delivered to street address) Room/suite
10 S DEARBORN IL1-0117

City or town, state or province, country, and ZIP or foreign postal code
CHICAGO, IL 60603

A Employer identification number
13-6029907

B Telephone number (see instructions)
866-888-5157

C If exemption application is pending, check here.

D 1 Foreign organizations, check here.
2 Foreign organizations meeting the 85% test, check here and attach computation.

E If private foundation status was terminated under section 507(b)(1)(A), check here.

F If the foundation is in a 60-month termination under section 507(b)(1)(B), check here.

G Check all that apply:
 Initial return
 Final return
 Address change
 Initial return of a former public charity
 Amended return
 Name change

H Check type of organization:
 Section 501(c)(3) exempt private foundation
 Section 4947(a)(1) nonexempt charitable trust
 Other taxable private foundation

I Fair market value of all assets at end of year (from Part II, col. (c), line 16) **\$ 471,788.**

J Accounting method:
 Cash Accrual
 Other (specify) _____
(Part I, column (d) must be on cash basis.)

Part I Analysis of Revenue and Expenses (The total of amounts in columns (b), (c), and (d) may not necessarily equal the amounts in column (a) (see instructions))		(a) Revenue and expenses per books	(b) Net investment income	(c) Adjusted net income	(d) Disbursements for charitable purposes (cash basis only)
Revenue	1 Contributions, gifts, grants, etc., received (attach schedule)				
	2 Check <input checked="" type="checkbox"/> if the foundation is not required to attach Sch. B.				
	3 Interest on savings and temporary cash investments				
	4 Dividends and interest from securities	11,645.	11,561.		
	5a Gross rents				
	b Net rental income or (loss)				
	6a Net gain or (loss) from sale of assets not on line 10	-2,083.			
	b Gross sales price for all assets on line 6a	150,905.			
	7 Capital gain net income (from Part IV, line 2)				
	8 Net short-term capital gain				
	9 Income modifications				
	10a Gross sales less returns and allowances				
b Less Cost of goods sold					
c Gross profit or (loss) (attach schedule)					
11 Other income (attach schedule)	530.			STMT 1	
12 Total. Add lines 1 through 11	10,092.	11,561.			
Operating and Administrative Expenses	13 Compensation of officers, directors, trustees, etc.	5,542.	3,325.		2,217.
	14 Other employee salaries and wages		NONE	NONE	
	15 Pension plans, employee benefits		NONE	NONE	
	16a Legal fees (attach schedule)				
	b Accounting fees (attach schedule)				
	c Other professional fees (attach schedule)				
	17 Interest				
	18 Taxes (attach schedule) (see instructions)	170.	170.		
	19 Depreciation (attach schedule) and depletion				
	20 Occupancy				
	21 Travel, conferences, and meetings		NONE	NONE	
	22 Printing and publications		NONE	NONE	
	23 Other expenses (attach schedule)	100.			100.
	24 Total operating and administrative expenses. Add lines 13 through 23.	5,812.	3,495.	NONE	2,317.
	25 Contributions, gifts, grants paid	23,351.			23,351.
26 Total expenses and disbursements. Add lines 24 and 25.	29,163.	3,495.	NONE	25,668.	
27 Subtract line 26 from line 12					
a Excess of revenue over expenses and disbursements	-19,071.				
b Net investment income (if negative, enter -0-)		8,066.			
c Adjusted net income (if negative, enter -0-)					

SCANNED MAR 16 2017

RECEIVED

03 15 2017

MEMORIAL CENTER SERVICE CENTER

Part II Balance Sheets		Attached schedules and amounts in the description column should be for end-of-year amounts only (See instructions.)			
		Beginning of year	End of year		
		(a) Book Value	(b) Book Value	(c) Fair Market Value	
Assets	1	Cash - non-interest-bearing	1,105.	2,669.	2,669.
	2	Savings and temporary cash investments	22,898.	21,287.	21,287.
	3	Accounts receivable ▶			
		Less allowance for doubtful accounts ▶			
	4	Pledges receivable ▶			
		Less allowance for doubtful accounts ▶			
	5	Grants receivable			
	6	Receivables due from officers, directors, trustees, and other disqualified persons (attach schedule) (see instructions)			
	7	Other notes and loans receivable (attach schedule) ▶			
		Less allowance for doubtful accounts ▶ NONE			
	8	Inventories for sale or use			
	9	Prepaid expenses and deferred charges			
	10a	Investments - U.S. and state government obligations (attach schedule)			
	b	Investments - corporate stock (attach schedule)	252,218.	224,376.	261,547.
	c	Investments - corporate bonds (attach schedule)	109,743.	135,887.	139,448.
	11	Investments - land, buildings, and equipment basis ▶			
	Less accumulated depreciation ▶ (attach schedule)				
12	Investments - mortgage loans				
13	Investments - other (attach schedule)	63,153.	45,823.	46,837.	
14	Land, buildings, and equipment basis ▶				
	Less accumulated depreciation ▶ (attach schedule)				
15	Other assets (describe ▶)				
16	Total assets (to be completed by all filers - see the instructions. Also, see page 1, item l)	449,117.	430,042.	471,788.	
Liabilities	17	Accounts payable and accrued expenses			
	18	Grants payable			
	19	Deferred revenue			
	20	Loans from officers, directors, trustees, and other disqualified persons			
	21	Mortgages and other notes payable (attach schedule)			
	22	Other liabilities (describe ▶)			
23	Total liabilities (add lines 17 through 22)		NONE		
Net Assets or Fund Balances	Foundations that follow SFAS 117, check here ▶ <input type="checkbox"/> and complete lines 24 through 26 and lines 30 and 31.				
	24	Unrestricted			
	25	Temporarily restricted			
	26	Permanently restricted			
	Foundations that do not follow SFAS 117, check here ▶ <input checked="" type="checkbox"/>				
	27	Capital stock, trust principal, or current funds	449,117.	430,042.	
	28	Paid-in or capital surplus, or land, bldg, and equipment fund			
29	Retained earnings, accumulated income, endowment, or other funds				
30	Total net assets or fund balances (see instructions)	449,117.	430,042.		
31	Total liabilities and net assets/fund balances (see instructions)	449,117.	430,042.		

Part III Analysis of Changes in Net Assets or Fund Balances		
1	Total net assets or fund balances at beginning of year - Part II, column (a), line 30 (must agree with end-of-year figure reported on prior year's return)	1 449,117.
2	Enter amount from Part I, line 27a	2 -19,071.
3	Other increases not included in line 2 (itemize) ▶	3
4	Add lines 1, 2, and 3	4 430,046.
5	Decreases not included in line 2 (itemize) ▶ COST BASIS ADJUSTMENT	5 4.
6	Total net assets or fund balances at end of year (line 4 minus line 5) - Part II, column (b), line 30	6 430,042.

Part IV Capital Gains and Losses for Tax on Investment Income

(a) List and describe the kind(s) of property sold (e.g., real estate, 2-story brick warehouse; or common stock, 200 shs. MLC Co)

			(b) How acquired P - Purchase D - Donation	(c) Date acquired (mo., day, yr.)	(d) Date sold (mo., day, yr.)
1a PUBLICLY TRADED SECURITIES					
b					
c					
d					
e					
(e) Gross sales price	(f) Depreciation allowed (or allowable)	(g) Cost or other basis plus expense of sale	(h) Gain or (loss) (e) plus (f) minus (g)		
a 150,905.		152,988.	-2,083.		
b					
c					
d					
e					
Complete only for assets showing gain in column (h) and owned by the foundation on 12/31/69					
(i) F.M.V. as of 12/31/69	(j) Adjusted basis as of 12/31/69	(k) Excess of col. (i) over col. (j), if any	(l) Gains (Col. (h) gain minus col. (k), but not less than -0-) or Losses (from col. (h))		
a			-2,083.		
b					
c					
d					
e					
2 Capital gain net income or (net capital loss)			2	-2,083.	
{ If gain, also enter in Part I, line 7 If (loss), enter -0- in Part I, line 7 }					
3 Net short-term capital gain or (loss) as defined in sections 1222(5) and (6):			3		
{ If gain, also enter in Part I, line 8, column (c) (see instructions). If (loss), enter -0- in Part I, line 8 }					

Part V Qualification Under Section 4940(e) for Reduced Tax on Net Investment Income

(For optional use by domestic private foundations subject to the section 4940(a) tax on net investment income.)

If section 4940(d)(2) applies, leave this part blank.

Was the foundation liable for the section 4942 tax on the distributable amount of any year in the base period? Yes No
 If "Yes," the foundation does not qualify under section 4940(e). Do not complete this part.

1 Enter the appropriate amount in each column for each year; see the instructions before making any entries.

(a) Base period years Calendar year (or tax year beginning in)	(b) Adjusted qualifying distributions	(c) Net value of noncharitable-use assets	(d) Distribution ratio (col (b) divided by col (c))
2014	19,655.	505,947.	0.038848
2013	6,071.	493,275.	0.012308
2012			
2011			
2010			

2 Total of line 1, column (d)	2	0.051156
3 Average distribution ratio for the 5-year base period - divide the total on line 2 by 5, or by the number of years the foundation has been in existence if less than 5 years	3	0.025578
4 Enter the net value of noncharitable-use assets for 2015 from Part X, line 5	4	461,776.
5 Multiply line 4 by line 3	5	11,811.
6 Enter 1% of net investment income (1% of Part I, line 27b)	6	81.
7 Add lines 5 and 6	7	11,892.
8 Enter qualifying distributions from Part XII, line 4 If line 8 is equal to or greater than line 7, check the box in Part VI, line 1b, and complete that part using a 1% tax rate. See the Part VI instructions.	8	25,668.

Part VI Excise Tax Based on Investment Income (Section 4940(a), 4940(b), 4940(e), or 4948 - see instructions)

Table with 11 rows for excise tax calculations. Includes categories like 'Exempt operating foundations', 'Domestic foundations', 'Tax based on investment income', and 'Credits/Payments'. Total tax due is 447, with 447 refunded.

Part VII-A Statements Regarding Activities

Table with 10 rows for activity statements. Columns include question number, 'Yes', and 'No'. Questions cover political influence, expenditures, and asset reporting. 'No' is marked for questions 1a, 1b, 1c, 2, 3, 4a, 4b, 5, 6, 7, 8b, 9, and 10.

Part VII-A Statements Regarding Activities (continued)

11 At any time during the year, did the foundation, directly or indirectly, own a controlled entity within the meaning of section 512(b)(13)? If "Yes," attach schedule (see instructions) 11 Yes No X
12 Did the foundation make a distribution to a donor advised fund over which the foundation or a disqualified person had advisory privileges? If "Yes," attach statement (see instructions) 12 Yes No X
13 Did the foundation comply with the public inspection requirements for its annual returns and exemption application? Website address N/A 13 X
14 The books are in care of JP MORGAN CHASE BANK, N.A. Telephone no. (866) 888-5157 Located at 10 S DEARBORN ST; MC; IL 1-0117, CHICAGO, IL ZIP+4 60603
15 Section 4947(a)(1) nonexempt charitable trusts filing Form 990-PF in lieu of Form 1041 - Check here 15 and enter the amount of tax-exempt interest received or accrued during the year
16 At any time during calendar year 2015, did the foundation have an interest in or a signature or other authority over a bank, securities, or other financial account in a foreign country? 16 Yes No X See the instructions for exceptions and filing requirements for FinCEN Form 114. If "Yes," enter the name of the foreign country

Part VII-B Statements Regarding Activities for Which Form 4720 May Be Required

File Form 4720 if any item is checked in the "Yes" column, unless an exception applies.

1a During the year did the foundation (either directly or indirectly). (1) Engage in the sale or exchange, or leasing of property with a disqualified person? Yes No X (2) Borrow money from, lend money to, or otherwise extend credit to (or accept it from) a disqualified person? Yes No X (3) Furnish goods, services, or facilities to (or accept them from) a disqualified person? Yes No X (4) Pay compensation to, or pay or reimburse the expenses of, a disqualified person? X Yes No (5) Transfer any income or assets to a disqualified person (or make any of either available for the benefit or use of a disqualified person)? Yes No X (6) Agree to pay money or property to a government official? (Exception. Check "No" if the foundation agreed to make a grant to or to employ the official for a period after termination of government service, if terminating within 90 days.) Yes No X
b If any answer is "Yes" to 1a(1)-(6), did any of the acts fail to qualify under the exceptions described in Regulations section 53.4941(d)-3 or in a current notice regarding disaster assistance (see instructions)? 1b Yes No X Organizations relying on a current notice regarding disaster assistance check here
c Did the foundation engage in a prior year in any of the acts described in 1a, other than excepted acts, that were not corrected before the first day of the tax year beginning in 2015? 1c Yes No X
2 Taxes on failure to distribute income (section 4942) (does not apply for years the foundation was a private operating foundation defined in section 4942(j)(3) or 4942(j)(5))
a At the end of tax year 2015, did the foundation have any undistributed income (lines 6d and 6e, Part XIII) for tax year(s) beginning before 2015? Yes No X If "Yes," list the years
b Are there any years listed in 2a for which the foundation is not applying the provisions of section 4942(a)(2) (relating to incorrect valuation of assets) to the year's undistributed income? (If applying section 4942(a)(2) to all years listed, answer "No" and attach statement - see instructions.) 2b Yes No X
c If the provisions of section 4942(a)(2) are being applied to any of the years listed in 2a, list the years here.
3a Did the foundation hold more than a 2% direct or indirect interest in any business enterprise at any time during the year? Yes No X
b If "Yes," did it have excess business holdings in 2015 as a result of (1) any purchase by the foundation or disqualified persons after May 26, 1969, (2) the lapse of the 5-year period (or longer period approved by the Commissioner under section 4943(c)(7)) to dispose of holdings acquired by gift or bequest; or (3) the lapse of the 10-, 15-, or 20-year first phase holding period? (Use Schedule C, Form 4720, to determine if the foundation had excess business holdings in 2015) 3b Yes No X
4a Did the foundation invest during the year any amount in a manner that would jeopardize its charitable purposes? 4a Yes No X
b Did the foundation make any investment in a prior year (but after December 31, 1969) that could jeopardize its charitable purpose that had not been removed from jeopardy before the first day of the tax year beginning in 2015? 4b Yes No X

Part VII-B Statements Regarding Activities for Which Form 4720 May Be Required (continued)

- 5a During the year did the foundation pay or incur any amount to
- (1) Carry on propaganda, or otherwise attempt to influence legislation (section 4945(e))? Yes No
 - (2) Influence the outcome of any specific public election (see section 4955); or to carry on, directly or indirectly, any voter registration drive? Yes No
 - (3) Provide a grant to an individual for travel, study, or other similar purposes? Yes No
 - (4) Provide a grant to an organization other than a charitable, etc., organization described in section 4945(d)(4)(A)? (see instructions). Yes No
 - (5) Provide for any purpose other than religious, charitable, scientific, literary, or educational purposes, or for the prevention of cruelty to children or animals? Yes No
- b If any answer is "Yes" to 5a(1)-(5), did any of the transactions fail to qualify under the exceptions described in Regulations section 53.4945 or in a current notice regarding disaster assistance (see instructions)? Yes No
 Organizations relying on a current notice regarding disaster assistance check here
- c If the answer is "Yes" to question 5a(4), does the foundation claim exemption from the tax because it maintained expenditure responsibility for the grant? Yes No
 If "Yes," attach the statement required by Regulations section 53.4945-5(d).
- 6a Did the foundation, during the year, receive any funds, directly or indirectly, to pay premiums on a personal benefit contract? Yes No
- b Did the foundation, during the year, pay premiums, directly or indirectly, on a personal benefit contract? Yes No
 If "Yes" to 6b, file Form 8870
- 7a At any time during the tax year, was the foundation a party to a prohibited tax shelter transaction? Yes No
- b If "Yes," did the foundation receive any proceeds or have any net income attributable to the transaction? Yes No

5b		
6b		X
7b		

Part VIII Information About Officers, Directors, Trustees, Foundation Managers, Highly Paid Employees, and Contractors

1 List all officers, directors, trustees, foundation managers and their compensation (see instructions).

(a) Name and address	(b) Title, and average hours per week devoted to position	(c) Compensation (if not paid, enter -0-)	(d) Contributions to employee benefit plans and deferred compensation	(e) Expense account, other allowances
JP MORGAN CHASE BANK, N.A. 10 S DEARBORN ST; MC; IL 1-0117, CHICAGO, IL 60603	TRUSTEE 2	5,542.	-0-	-0-

2 Compensation of five highest-paid employees (other than those included on line 1 - see instructions). If none, enter "NONE."

(a) Name and address of each employee paid more than \$50,000	(b) Title, and average hours per week devoted to position	(c) Compensation	(d) Contributions to employee benefit plans and deferred compensation	(e) Expense account, other allowances
NONE		NONE	NONE	NONE

Total number of other employees paid over \$50,000 **NONE**

Part VIII Information About Officers, Directors, Trustees, Foundation Managers, Highly Paid Employees, and Contractors (continued)

3 Five highest-paid independent contractors for professional services (see instructions). If none, enter "NONE."

(a) Name and address of each person paid more than \$50,000	(b) Type of service	(c) Compensation
NONE		NONE
Total number of others receiving over \$50,000 for professional services		NONE

Part IX-A Summary of Direct Charitable Activities

List the foundation's four largest direct charitable activities during the tax year. Include relevant statistical information such as the number of organizations and other beneficiaries served, conferences convened, research papers produced, etc

	Expenses
1 NONE	
2	
3	
4	

Part IX-B Summary of Program-Related Investments (see instructions)

Describe the two largest program-related investments made by the foundation during the tax year on lines 1 and 2.

	Amount
1 NONE	
2	
All other program-related investments. See instructions.	
3 NONE	
Total. Add lines 1 through 3	

Part X Minimum Investment Return (All domestic foundations must complete this part. Foreign foundations, see instructions.)

1	Fair market value of assets not used (or held for use) directly in carrying out charitable, etc., purposes:		
a	Average monthly fair market value of securities	1a	443,912.
b	Average of monthly cash balances	1b	24,896.
c	Fair market value of all other assets (see instructions).	1c	NONE
d	Total (add lines 1a, b, and c)	1d	468,808.
e	Reduction claimed for blockage or other factors reported on lines 1a and 1c (attach detailed explanation)	1e	
2	Acquisition indebtedness applicable to line 1 assets	2	NONE
3	Subtract line 2 from line 1d	3	468,808.
4	Cash deemed held for charitable activities. Enter 1 1/2% of line 3 (for greater amount, see instructions).	4	7,032.
5	Net value of noncharitable-use assets. Subtract line 4 from line 3. Enter here and on Part V, line 4	5	461,776.
6	Minimum investment return. Enter 5% of line 5	6	23,089.

Part XI Distributable Amount (see instructions) (Section 4942(j)(3) and (j)(5) private operating foundations and certain foreign organizations check here and do not complete this part.)

1	Minimum investment return from Part X, line 6	1	23,089.
2a	Tax on investment income for 2015 from Part VI, line 5	2a	81.
b	Income tax for 2015. (This does not include the tax from Part VI.)	2b	
c	Add lines 2a and 2b	2c	81.
3	Distributable amount before adjustments. Subtract line 2c from line 1	3	23,008.
4	Recoveries of amounts treated as qualifying distributions	4	NONE
5	Add lines 3 and 4	5	23,008.
6	Deduction from distributable amount (see instructions).	6	NONE
7	Distributable amount as adjusted. Subtract line 6 from line 5. Enter here and on Part XIII, line 1	7	23,008.

Part XII Qualifying Distributions (see instructions)

1	Amounts paid (including administrative expenses) to accomplish charitable, etc., purposes:		
a	Expenses, contributions, gifts, etc. - total from Part I, column (d), line 26	1a	25,668.
b	Program-related investments - total from Part IX-B	1b	
2	Amounts paid to acquire assets used (or held for use) directly in carrying out charitable, etc., purposes	2	NONE
3	Amounts set aside for specific charitable projects that satisfy the:		
a	Suitability test (prior IRS approval required)	3a	NONE
b	Cash distribution test (attach the required schedule)	3b	NONE
4	Qualifying distributions. Add lines 1a through 3b. Enter here and on Part V, line 8, and Part XIII, line 4	4	25,668.
5	Foundations that qualify under section 4940(e) for the reduced rate of tax on net investment income. Enter 1% of Part I, line 27b (see instructions)	5	81.
6	Adjusted qualifying distributions. Subtract line 5 from line 4	6	25,587.

Note. The amount on line 6 will be used in Part V, column (b), in subsequent years when calculating whether the foundation qualifies for the section 4940(e) reduction of tax in those years.

Part XIII Undistributed Income (see instructions)

	(a) Corpus	(b) Years prior to 2014	(c) 2014	(d) 2015
1 Distributable amount for 2015 from Part XI, line 7				23,008.
2 Undistributed income, if any, as of the end of 2015				
a Enter amount for 2014 only.			23,351.	
b Total for prior years 20 <u>13</u> , 20 <u> </u> , 20 <u> </u>		NONE		
3 Excess distributions carryover, if any, to 2015				
a From 2010	NONE			
b From 2011	NONE			
c From 2012	NONE			
d From 2013	NONE			
e From 2014	NONE			
f Total of lines 3a through e	NONE			
4 Qualifying distributions for 2015 from Part XII, line 4 ▶ \$ <u>25,668.</u>				
a Applied to 2014, but not more than line 2a			23,351.	
b Applied to undistributed income of prior years (Election required - see instructions)		NONE		
c Treated as distributions out of corpus (Election required - see instructions)	NONE			
d Applied to 2015 distributable amount				2,317.
e Remaining amount distributed out of corpus.	NONE			
5 Excess distributions carryover applied to 2015 (If an amount appears in column (d), the same amount must be shown in column (a))	NONE			NONE
6 Enter the net total of each column as indicated below:				
a Corpus. Add lines 3f, 4c, and 4e. Subtract line 5	NONE			
b Prior years' undistributed income. Subtract line 4b from line 2b.		NONE		
c Enter the amount of prior years' undistributed income for which a notice of deficiency has been issued, or on which the section 4942(a) tax has been previously assessed		NONE		
d Subtract line 6c from line 6b Taxable amount - see instructions		NONE		
e Undistributed income for 2014. Subtract line 4a from line 2a. Taxable amount - see instructions				
f Undistributed income for 2015. Subtract lines 4d and 5 from line 1. This amount must be distributed in 2016.				20,691.
7 Amounts treated as distributions out of corpus to satisfy requirements imposed by section 170(b)(1)(F) or 4942(g)(3) (Election may be required - see instructions)	NONE			
8 Excess distributions carryover from 2010 not applied on line 5 or line 7 (see instructions)	NONE			
9 Excess distributions carryover to 2016. Subtract lines 7 and 8 from line 6a	NONE			
10 Analysis of line 9				
a Excess from 2011	NONE			
b Excess from 2012	NONE			
c Excess from 2013	NONE			
d Excess from 2014	NONE			
e Excess from 2015	NONE			

Part XIV Private Operating Foundations (see instructions and Part VII-A, question 9)

NOT APPLICABLE

1a If the foundation has received a ruling or determination letter that it is a private operating foundation, and the ruling is effective for 2015, enter the date of the ruling

b Check box to indicate whether the foundation is a private operating foundation described in section 4942(j)(3) or 4942(j)(5)

Table with 5 columns: (a) 2015, (b) 2014, (c) 2013, (d) 2012, (e) Total. Rows include 2a (Adjusted net income), 2b (85% of line 2a), 2c (Qualifying distributions), 2d (Exempt activities), 2e (Subtract line 2d from 2c), 3 (Alternative tests: Assets, Endowment, Support).

Part XV Supplementary Information (Complete this part only if the foundation had \$5,000 or more in assets at any time during the year - see instructions.)

1 Information Regarding Foundation Managers:

a List any managers of the foundation who have contributed more than 2% of the total contributions received by the foundation before the close of any tax year (but only if they have contributed more than \$5,000). (See section 507(d)(2).)

N/A

b List any managers of the foundation who own 10% or more of the stock of a corporation (or an equally large portion of the ownership of a partnership or other entity) of which the foundation has a 10% or greater interest.

N/A

2 Information Regarding Contribution, Grant, Gift, Loan, Scholarship, etc., Programs:

Check here [X] if the foundation only makes contributions to preselected charitable organizations and does not accept unsolicited requests for funds. If the foundation makes gifts, grants, etc. (see instructions) to individuals or organizations under other conditions, complete items 2a, b, c, and d.

a The name, address, and telephone number or e-mail address of the person to whom applications should be addressed:

b The form in which applications should be submitted and information and materials they should include:

c Any submission deadlines:

d Any restrictions or limitations on awards, such as by geographical areas, charitable fields, kinds of institutions, or other factors:

Part XV Supplementary Information *(continued)*

3 Grants and Contributions Paid During the Year or Approved for Future Payment

Recipient Name and address (home or business)	If recipient is an individual, show any relationship to any foundation manager or substantial contributor	Foundation status of recipient	Purpose of grant or contribution	Amount
<p><i>a Paid during the year</i></p> <p>MEMORIAL SLOAN-KETTERING CANCER CENTER 633 THIRD AVE NEW YORK NY 10017-6706</p>	NONE	PC	GENERAL	23,351.
<p>Total ▶ 3a</p>				23,351.
<p><i>b Approved for future payment</i></p>				
<p>Total ▶ 3b</p>				

FORM 990PF, PART I - OTHER INCOME
=====

DESCRIPTION -----	REVENUE AND EXPENSES PER BOOKS -----
TAX REFUND	530.
TOTALS	----- 530. =====

MEMORIAL CENTER TRUST P62092005

13-6029907

FORM 990PF, PART I - TAXES

=====

DESCRIPTION	REVENUE AND EXPENSES PER BOOKS	NET INVESTMENT INCOME
-----	-----	-----
FOREIGN TAXES ON QUALIFIED FOR	149.	149.
FOREIGN TAXES ON NONQUALIFIED	21.	21.
	-----	-----
TOTALS	170.	170.
	=====	=====

MEMORIAL CENTER TRUST P62092005

13-6029907

FORM 990PF, PART I - OTHER EXPENSES
=====

DESCRIPTION -----	REVENUE AND EXPENSES PER BOOKS -----	CHARITABLE PURPOSES -----
ATTORNEY GENERAL FEE	100.	100.
TOTALS	----- 100. =====	----- 100. =====



Account Summary

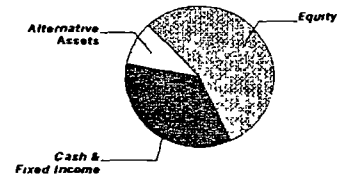
PRINCIPAL

Asset Allocation	Beginning Market Value	Ending Market Value	Change In Value	Estimated Annual Income	Current Allocation
Equity	305,116.78	261,547.13	(43,569.65)	5,492.79	55%
Alternative Assets	62,987.56	46,837.17	(16,150.39)	784.05	10%
Cash & Fixed Income	131,995.67	160,736.15	28,740.48	4,546.04	35%
Market Value	\$500,100.01	\$469,120.45	(\$30,979.56)	\$10,822.88	100%

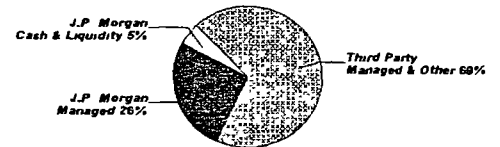
INCOME

Cash Position	Beginning Market Value	Ending Market Value	Change In Value
Cash Balance	1,105.08	2,669.09	1,564.01
Accruals	0.67	4.22	3.55
Market Value	\$1,105.75	\$2,673.31	\$1,567.56

Asset Allocation



Manager Allocation *



* J.P. Morgan Managed includes mutual funds, other registered funds and hedge funds managed by J.P. Morgan and structured products issued by J.P. Morgan. Third-Party Managed & Other includes mutual funds, exchange traded funds, hedge funds, and separately managed accounts managed by parties other than J.P. Morgan, separately managed accounts managed by J.P. Morgan where a party other than J.P. Morgan is the appointed investment advisor, structured products and exchange traded notes issued by parties other than J.P. Morgan, investment conduits investing in non-J.P. Morgan managed hedge funds, where J.P. Morgan is solely administrator to the conduit, and other investments not managed or issued by J.P. Morgan. J.P. Morgan Cash & Liquidity Funds includes cash, J.P. Morgan deposit sweeps and J.P. Morgan money market mutual funds. See important information about investment principles and conflicts in the disclosures section.



MEMORIAL CTR TR U/W H SPENADEL ACCT P62092005
As of 7/31/16

Account Summary CONTINUED

Cost Summary	Cost
Equity	224,376 18
Cash & Fixed Income	157,174 35
Total	\$381,550.53



2154073888010064134
2154073130010001134

J.P.Morgan

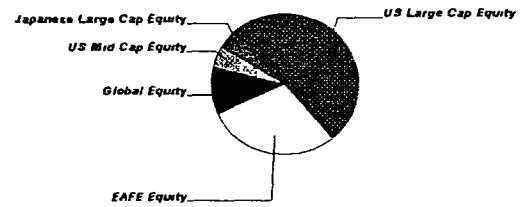


Equity Summary

Asset Categories	Beginning Market Value	Ending Market Value	Change In Value	Current Allocation
US Large Cap Equity	129,289 12	135,414 40	6,125 28	28%
US Mid Cap Equity	29,733 42	16,335 90	(13,397 52)	3%
EAFE Equity	84,117 33	73,391 77	(10,725 56)	16%
European Large Cap Equity	5,043 22	0 00	(5,043 22)	
Japanese Large Cap Equity	10,083 07	7,185 46	(2,897 61)	2%
Asia ex-Japan Equity	15,310 14	0 00	(15,310 14)	
Global Equity	31,540 48	29,219 60	(2,320 88)	6%
Total Value	\$305,116.78	\$261,547.13	(\$43,569.65)	55%

Market Value/Cost	Current Period Value
Market Value	261,547 13
Tax Cost	224,376 18
Unrealized Gain/Loss	37,170 95
Estimated Annual Income	5,492 79
Yield	2.10%

Asset Categories



Equity as a percentage of your portfolio - 55%



MEMORIAL CTR TR U/W H SPENADEL ACCT P62092005
As of 7/31/16

Note P indicates position adjusted for Pending Trade Activity

Equity Detail

	Price	Quantity	Value	Adjusted Tax Cost Original Cost	Unrealized Gain/Loss	Est. Annual Inc Accrued Div	Yield
US Large Cap Equity							
FMI LARGE CAP FD 302933-20-5 FMIH X	20 28	510 019	10,343 19	7,114 76	3,228 43	106 08	1 03%
HARTFORD CAPITAL APPREC-I 416649-30-9 ITHI X	35 14	528 208	18,561 23	17,555 09	1,006 14	123 07	0 66%
JPM US LARGE CAP CORE PLUS FD - SEL FUND 1002 4812A2-38-9 JLPS X	27 69	780 645	21,616 06	15,759 68	5,856 38	256 05	1 18%
P SPDR S&P 500 ETF TRUST 78462F-10-3 SPY	217 12	391 000	84,893 92	68,596 21	16,297 71	1,709 84	2 01%
Total US Large Cap Equity			\$135,414.40	\$109,025.74	\$26,388.66	\$2,195.04	1.62%
US Mid Cap Equity							
ISHARES CORE S&P MIDCAP ETF 464287-50-7 IJH	155 58	105 000	16,335 90	10,907 38	5,428 52	247 17	1 51%
EAFE Equity							
ISHA CURR HEDGED MSCI EAFE 46434V-80-3 HEFA	24 28	386 000	9,372 08	9,954 31	(582 23)	267 49	2 85%
ISHARES MSCI EAFE INDEX FUND 464287-46-5 EFA	58 04	331 000	19,209 59	19,354 84	(145 25)	557 07	2 90%

J.P.Morgan

Page 5 of 11

000645 0135 of 0458 NSP002816 11 12080000



21540718802100645115
2164073011001000061135



MEMORIAL CTR TR U/W H SPENADEL ACCT P62092005
As of 7/31/16

	Price	Quantity	Value	Adjusted Tax Cost Original Cost	Unrealized Gain/Loss	Est Annual Inc Accrued Div	Yield
EAFE Equity							
MFS INTL VALUE-I 55273E-82-2 MINI X	38 81	423 390	16,431 77	10,688 03	5,743 74	225 66	1 37%
OAKMARK INTERNATIONAL-I 413838-20-2 OAKI X	20 67	459 338	9,494 52	11,285 93	(1,791 41)	227 83	2 40%
T ROWE PRICE OVERSEAS STOCK 77956H-75-7 TROS X	9 04	2,088 917	18,883 81	18,206 58	677 23	396 89	2 10%
Total EAFE Equity			\$73,391.77	\$69,489 69	\$3,902.08	\$1,674.94	2.28%
Japanese Large Cap Equity							
BROWN ADV JAPAN ALPHA OPP-IS 115233-57-9 BAFJ X	9 20	781 028	7,185 46	8,565 00	(1,379 54)	741 19	10 32%
Global Equity							
JPM GLBL RES ENH INDEX FD - SEL FUND 3457 46637K-51-3 JEIT X	18 56	1,574 332	29,219 60	26,388 37	2,831 23	634 45	2 17%



Alternative Assets Summary

Asset Categories	Beginning Estimated Value	Ending Estimated Value	Change In Value	Current Allocation
Hedge Funds	53,549 90	46,837 17	(6,712 73)	10%
Hard Assets	9,437 66	0 00	(9,437 66)	
Total Value	\$62,987.56	\$46,837.17	(\$16,150.39)	10%

Alternative Assets Detail

	Price	Quantity	Estimated Value	Cost
Hedge Funds				
EQUINOX FDS TR IPM SYSTMATC I 29446A-71-0 EQIP X	10 56	939 980	9,926 19	9,569 00
EQUINOX CAMPBELL STRATEGY-I 29446A-81-9 EBSI X	10 98	803 366	8,820 96	8,316 00
GATEWAY FD-Y 367829-88-4 GTEY X	30 15	453 684	13,678 57	12,436 77
PIMCO UNCONSTRAINED BOND-P 72201M-45-3 PUCP X	10 43	908 116	9,471 65	10,391 30
PRUDENTIAL ABS RET BND-Z 74441J-82-9 PADZ X	9 60	514 563	4,939 80	5,109 61
Total Hedge Funds			\$46,837.17	\$45,822.68



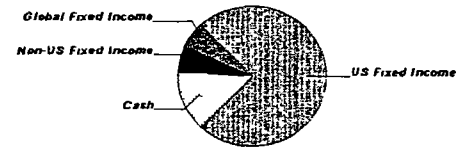
2154073880100645136
21640731300100081136



Cash & Fixed Income Summary

Asset Categories	Beginning Market Value	Ending Market Value	Change In Value	Current Allocation
Cash	22,897 83	21,287 06	(1,610 77)	5%
US Fixed Income	109,097 84	121,087 39	11,989 55	26%
Non-US Fixed Income	0 00	9,326 00	9,326 00	2%
Global Fixed Income	0 00	9,035 70	9,035 70	2%
Total Value	\$131,995.67	\$160,736.15	\$28,740.48	35%

Asset Categories



Cash & Fixed Income as a percentage of your portfolio - 35 %

Market Value/Cost

	Current Period Value
Market Value	160,736 15
Tax Cost	157,174 35
Unrealized Gain/Loss	3,561 80
Estimated Annual Income	4,546 04
Accrued Interest	4 22
Yield	2 82%

SUMMARY BY MATURITY

Cash & Fixed Income	Market Value	% of Cash & Fixed Income
0-6 months ¹	160,736 15	100%

¹ The years indicate the number of years until the bond is scheduled to mature based on the statement end date. Some bonds may be called, or paid in full, before their stated maturity.

SUMMARY BY TYPE

Cash & Fixed Income	Market Value	% of Cash & Fixed Income
Cash	21,287 06	13%
Mutual Funds	139,449 09	87%
Total Value	\$160,736.15	100%



MEMORIAL CTR TR U/W H SPENADEL ACCT. P62092005
As of 7/31/16

Note ¹ This is the Annual Percentage Yield (APY) which is the rate earned if balances remain on deposit for a full year with compounding, there is no change in the interest rate and all interest is left in the account

Cash & Fixed Income Detail

	Price	Quantity	Value	Adjusted Tax Cost Original Cost	Unrealized Gain/Loss	Est. Annual Income Accrued Interest	Yield
Cash							
US DOLLAR PRINCIPAL	1 00	23,672 02	23,672 02	23,672 02		59 18 4 22	0 25% ¹
COST OF PENDING PURCHASES	1.00	(2,384 96)	(2,384 96)	(2,384 96)			
Total Cash			\$21,287.06	\$21,287.06	\$0.00	\$59.18 \$4.22	0.28%
US Fixed Income							
DODGE & COX INCOME FD 256210-10-5	13 87	1,013 23	14,053 50	13,735 00	318 50	438 72	3 12%
JPM CORE BD FD - SEL FUND 3720 4812C0-38-1	12 04	3,360 14	40,456 13	39,134 00	1,322 13	1,048 36	2 59%
JPM SHORT DURATION BD FD - SEL FUND 3133 4812C1-33-0	10 92	808 61	8,830 02	8,619 78	210 24	109 97	1 25%
JPM UNCONSTRAINED DEBT FD - SELECT FUND 2130 48121A-29-0	9 97	1,382 39	13,782 46	13,667 51	114 95	512 86	3 72%
JPM INFLATION MGD BD FD - SEL FUND 2037 48121A-56-3	10 35	969 84	10,037 88	10,322 00	(284 12)	264 76	2 64%



21540738803100645137
21640703030000002137

J.P.Morgan



MEMORIAL CTR TR U/W H SPENADEL ACCT. P62092005
As of 7/31/16

	Price	Quantity	Value	Adjusted Tax Cost Original Cost	Unrealized Gain/Loss	Est. Annual Income Accrued Interest	Yield
US Fixed Income							
DOUBLELINE TOTL RET BND-I 258620-10-3	10 95	933 55	10,222 34	10,375 00	(152 66)	387 42	3 79%
PIMCO HIGH YIELD FD-P 72201M-73-5	8 70	2,724 72	23,705 06	21,934 00	1,771 06	1,299 69	5 48%
Total US Fixed Income			\$121,087.39	\$117,787.29	\$3,300.10	\$4,061.78	3.35%
Non-US Fixed Income							
MFS EMERGING MKTS DEBT FD-I 55273E-64-0	14 95	623 81	9,326 00	9,326 00		144 10	1 55%
Global Fixed Income							
JOHN HANCOCK INCOME FD-I 410227-83-9	6 56	1,377 39	9,035 70	8,774 00	261 70	280 98	3 11%



MEMORIAL CTR TR U/W H SPENADEL ACCT P62092005
As of 7/31/16

Portfolio Activity Detail - U S Dollar

TRADE ACTIVITY

Trade Date					
Est. Settle Date	Type	Description	Quantity	Per Unit Amount	Market Cost
Pending Securities Purchased					
7/28 8/2	Purchase	SPDR S&P 500 ETF TRUST (ID 78462F-10-3)	11 000	216 80	(2,384.96)



21540738803100645138
21540738803100645138

J.P.Morgan