

EXTENDED TO MAY 15, 2017
Return of Private Foundation

or Section 4947(a)(1) Trust Treated as Private Foundation

Do not enter social security numbers on this form as it may be made public.

Information about Form 990-PF and its separate instructions is at www.irs.gov/form990pf.

OMB No 1545-0052

2015

Open to Public Inspection

Form 990-PF

Department of the Treasury
Internal Revenue Service

For calendar year 2015 or tax year beginning JUL 1, 2015, and ending JUN 30, 2016

Name of foundation

THE HOPPE FOUNDATION

Number and street (or P.O. box number if mail is not delivered to street address)

13303 NW SPRINGVILLE RD.

City or town, state or province, country, and ZIP or foreign postal code

PORTLAND, OR 97229

G Check all that apply:

☐ Initial return

☐ Final return

☐ Address change

☐ Initial return of a former public charity

☐ Amended return

☐ Name change

H Check type of organization:

☒ Section 501(c)(3) exempt private foundation

☐ Section 4947(a)(1) nonexempt charitable trust

☐ Other taxable private foundation

I Fair market value of all assets at end of year

(from Part II, col (c), line 16)

\$ 10,199,569. (Part I, column (d) must be on cash basis)

J Accounting method:

☒ Cash

☐ Accrual

☐ Other (specify)

A Employer identification number

91-2144087

B Telephone number

541-476-5012

C If exemption application is pending, check here ☐

D 1. Foreign organizations, check here ☐

2 Foreign organizations meeting the 85% test, check here and attach computation ☐

E If private foundation status was terminated under section 507(b)(1)(A), check here ☐

F If the foundation is in a 60-month termination under section 507(b)(1)(B), check here ☐

Part I Analysis of Revenue and Expenses

(The total of amounts in columns (b), (c), and (d) may not necessarily equal the amounts in column (a))

(a) Revenue and expenses per books

(b) Net investment income

(c) Adjusted net income

(d) Disbursements for charitable purposes (cash basis only)

Revenue	1	Contributions, gifts, grants, etc., received	0.		N/A	
	2	Check <input checked="" type="checkbox"/> if the foundation is not required to attach Sch. B				
	3	Interest on savings and temporary cash investments				
	4	Dividends and interest from securities	342,901.	342,901.		STATEMENT 1
	5a	Gross rents				
	b	Net rental income or (loss)				
	6a	Net gain or (loss) from sale of assets not on line 10	<428,182.>			
	b	Gross sales price for all assets on line 6a	6,278,029.			
	7	Capital gain net income (from Part IV, line 2)		0.		
	8	Net short-term capital gain				
Operating and Administrative Expenses	9	Income modifications				
	10a	Gross sales less returns and allowances				
	b	Less: Cost of goods sold				
	c	Gross profit or (loss)				
	11	Other income	7,060.	0.		STATEMENT 2
	12	Total. Add lines 1 through 11	<78,221.>	342,901.		
	13	Compensation of officers, directors, trustees, etc.	0.	0.		0.
	14	Other employee salaries and wages				
	15	Pension plans, employee benefits				
	16a	Legal fees				
	b	Accounting fees				
	c	Other professional fees	29,909.	29,909.		0.
	17	Interest				
	18	Taxes	395.	395.		0.
	19	Depreciation and depletion				
	20	Occupancy				
	21	Travel, conferences, and meetings				
	22	Printing and publications				
	23	Other expenses				
	24	Total operating and administrative expenses. Add lines 13 through 23	30,304.	30,304.		0.
	25	Contributions, gifts, grants paid	509,000.			509,000.
	26	Total expenses and disbursements. Add lines 24 and 25	539,304.	30,304.		509,000.
	27	Subtract line 26 from line 12:				
	a	Excess of revenue over expenses and disbursements	<617,525.>			
	b	Net investment income (if negative, enter -0-)		312,597.		
	c	Adjusted net income (if negative, enter -0-)			N/A	

SCANNED MAY 25 2017

Part II Balance Sheets

Attached schedules and amounts in the description column should be for end-of-year amounts only

		Beginning of year	End of year	
		(a) Book Value	(b) Book Value	(c) Fair Market Value
Assets	1 Cash - non-interest-bearing	3,402.	13,379.	13,379.
	2 Savings and temporary cash investments	398,658.	498,390.	498,390.
	3 Accounts receivable ▶ Less: allowance for doubtful accounts ▶			
	4 Pledges receivable ▶ Less: allowance for doubtful accounts ▶			
	5 Grants receivable			
	6 Receivables due from officers, directors, trustees, and other disqualified persons			
	7 Other notes and loans receivable ▶ Less: allowance for doubtful accounts ▶			
	8 Inventories for sale or use			
	9 Prepaid expenses and deferred charges			
	10a Investments - U.S. and state government obligations			
	b Investments - corporate stock STMT 6	3,745,843.	3,241,673.	3,442,913.
	c Investments - corporate bonds STMT 7	2,829,195.	3,571,055.	3,553,359.
	11 Investments - land, buildings, and equipment basis ▶ Less: accumulated depreciation ▶			
	12 Investments - mortgage loans			
	13 Investments - other STMT 8	3,924,912.	2,849,998.	2,691,528.
	14 Land, buildings, and equipment: basis ▶ Less: accumulated depreciation ▶			
15 Other assets (describe ▶)				
16 Total assets (to be completed by all filers - see the instructions. Also, see page 1, item I)	10,902,010.	10,174,495.	10,199,569.	
Liabilities	17 Accounts payable and accrued expenses			
	18 Grants payable			
	19 Deferred revenue			
	20 Loans from officers, directors, trustees, and other disqualified persons			
	21 Mortgages and other notes payable			
	22 Other liabilities (describe ▶)			
23 Total liabilities (add lines 17 through 22)	0.	0.		
Net Assets or Fund Balances	Foundations that follow SFAS 117, check here ▶ <input checked="" type="checkbox"/> and complete lines 24 through 26 and lines 30 and 31.			
	24 Unrestricted	10,902,010.	10,174,495.	
	25 Temporarily restricted			
	26 Permanently restricted			
	Foundations that do not follow SFAS 117, check here ▶ <input type="checkbox"/> and complete lines 27 through 31.			
	27 Capital stock, trust principal, or current funds			
	28 Paid-in or capital surplus, or land, bldg., and equipment fund			
	29 Retained earnings, accumulated income, endowment, or other funds			
30 Total net assets or fund balances	10,902,010.	10,174,495.		
31 Total liabilities and net assets/fund balances	10,902,010.	10,174,495.		

Part III Analysis of Changes in Net Assets or Fund Balances

1 Total net assets or fund balances at beginning of year - Part II, column (a), line 30 (must agree with end-of-year figure reported on prior year's return)	1	10,902,010.
2 Enter amount from Part I, line 27a	2	<617,525.>
3 Other increases not included in line 2 (itemize) ▶	3	0.
4 Add lines 1, 2, and 3	4	10,284,485.
5 Decreases not included in line 2 (itemize) ▶ SEE STATEMENT 5	5	109,990.
6 Total net assets or fund balances at end of year (line 4 minus line 5) - Part II, column (b), line 30	6	10,174,495.

Part IV Capital Gains and Losses for Tax on Investment Income

(a) List and describe the kind(s) of property sold (e.g., real estate, 2-story brick warehouse; or common stock, 200 shs. MLC Co.)		(b) How acquired P - Purchase D - Donation	(c) Date acquired (mo., day, yr.)	(d) Date sold (mo., day, yr.)
1a	STIFEL INVESTMENT ST SALES (ATTACHED)			
b	STIFEL INVESTMENT LT SALES (ATTACHED)			
c				
d				
e				

(e) Gross sales price	(f) Depreciation allowed (or allowable)	(g) Cost or other basis plus expense of sale	(h) Gain or (loss) (e) plus (f) minus (g)
a 4,783,149.		4,924,607.	<141,458.>
b 1,494,880.		1,781,604.	<286,724.>
c			
d			
e			

Complete only for assets showing gain in column (h) and owned by the foundation on 12/31/69			(i) Gains (Col. (h) gain minus col. (k), but not less than -0-) or Losses (from col. (h))
(i) F.M.V. as of 12/31/69	(j) Adjusted basis as of 12/31/69	(k) Excess of col. (i) over col. (j), if any	
a			<141,458.>
b			<286,724.>
c			
d			
e			

2 Capital gain net income or (net capital loss)	<div style="display: flex; align-items: center;"> <div style="border-left: 1px solid black; padding-left: 5px;"> If gain, also enter in Part I, line 7 If (loss), enter -0- in Part I, line 7 </div> <div style="margin-left: 10px;"> 2 </div> </div>	<428,182.>
3 Net short-term capital gain or (loss) as defined in sections 1222(5) and (6): If gain, also enter in Part I, line 8, column (c). If (loss), enter -0- in Part I, line 8	<div style="display: flex; align-items: center;"> <div style="border-left: 1px solid black; padding-left: 5px;"> If gain, also enter in Part I, line 8, column (c). If (loss), enter -0- in Part I, line 8 </div> <div style="margin-left: 10px;"> 3 </div> </div>	N/A

Part V Qualification Under Section 4940(e) for Reduced Tax on Net Investment Income

(For optional use by domestic private foundations subject to the section 4940(a) tax on net investment income.)

If section 4940(d)(2) applies, leave this part blank.

Was the foundation liable for the section 4942 tax on the distributable amount of any year in the base period?

☐ Yes ☒ No

If "Yes," the foundation does not qualify under section 4940(e). Do not complete this part.

1 Enter the appropriate amount in each column for each year; see the instructions before making any entries.

(a) Base period years Calendar year (or tax year beginning in)	(b) Adjusted qualifying distributions	(c) Net value of noncharitable-use assets	(d) Distribution ratio (col. (b) divided by col. (c))
2014	544,820.	10,839,032.	.050265
2013	593,000.	11,055,475.	.053639
2012	556,000.	11,128,615.	.049961
2011	626,000.	10,781,443.	.058063
2010	402,000.	10,468,907.	.038399

2 Total of line 1, column (d)	2	.250327
3 Average distribution ratio for the 5-year base period - divide the total on line 2 by 5, or by the number of years the foundation has been in existence if less than 5 years	3	.050065
4 Enter the net value of noncharitable-use assets for 2015 from Part X, line 5	4	10,010,707.
5 Multiply line 4 by line 3	5	501,186.
6 Enter 1% of net investment income (1% of Part I, line 27b)	6	3,126.
7 Add lines 5 and 6	7	504,312.
8 Enter qualifying distributions from Part XII, line 4	8	509,000.

If line 8 is equal to or greater than line 7, check the box in Part VI, line 1b, and complete that part using a 1% tax rate.
See the Part VI instructions.

Part VI Excise Tax Based on Investment Income (Section 4940(a), 4940(b), 4940(e), or 4948 - see instructions)

1a Exempt operating foundations described in section 4940(d)(2), check here <input type="checkbox"/> and enter "N/A" on line 1. Date of ruling or determination letter: _____ (attach copy of letter if necessary-see instructions)			
b Domestic foundations that meet the section 4940(e) requirements in Part V, check here <input checked="" type="checkbox"/> and enter 1% of Part I, line 27b		1	3,126.
c All other domestic foundations enter 2% of line 27b. Exempt foreign organizations enter 4% of Part I, line 12, col. (b).			
2 Tax under section 511 (domestic section 4947(a)(1) trusts and taxable foundations only. Others enter -0-)		2	0.
3 Add lines 1 and 2		3	3,126.
4 Subtitle A (income) tax (domestic section 4947(a)(1) trusts and taxable foundations only. Others enter -0-)		4	0.
5 Tax based on investment income Subtract line 4 from line 3. If zero or less, enter -0-		5	3,126.
6 Credits/Payments:			
a 2015 estimated tax payments and 2014 overpayment credited to 2015	6a	15,039.	
b Exempt foreign organizations - tax withheld at source	6b		
c Tax paid with application for extension of time to file (Form 8868)	6c		
d Backup withholding erroneously withheld	6d		
7 Total credits and payments. Add lines 6a through 6d	7	15,039.	
8 Enter any penalty for underpayment of estimated tax. Check here <input type="checkbox"/> if Form 2220 is attached	8		
9 Tax due. If the total of lines 5 and 8 is more than line 7, enter amount owed	9		
10 Overpayment If line 7 is more than the total of lines 5 and 8, enter the amount overpaid	10	11,913.	
11 Enter the amount of line 10 to be: Credited to 2016 estimated tax <input checked="" type="checkbox"/> 11,913. Refunded <input type="checkbox"/>	11	0.	

Part VII-A Statements Regarding Activities

	Yes	No
1a During the tax year, did the foundation attempt to influence any national, state, or local legislation or did it participate or intervene in any political campaign?		X
b Did it spend more than \$100 during the year (either directly or indirectly) for political purposes (see instructions for the definition)? If the answer is "Yes" to 1a or 1b, attach a detailed description of the activities and copies of any materials published or distributed by the foundation in connection with the activities		X
c Did the foundation file Form 1120-POL for this year?		X
d Enter the amount (if any) of tax on political expenditures (section 4955) imposed during the year: (1) On the foundation. <input checked="" type="checkbox"/> \$ 0. (2) On foundation managers. <input checked="" type="checkbox"/> \$ 0.		
e Enter the reimbursement (if any) paid by the foundation during the year for political expenditure tax imposed on foundation managers <input checked="" type="checkbox"/> \$ 0.		
2 Has the foundation engaged in any activities that have not previously been reported to the IRS? If "Yes," attach a detailed description of the activities		X
3 Has the foundation made any changes, not previously reported to the IRS, in its governing instrument, articles of incorporation, or bylaws, or other similar instruments? If "Yes," attach a conformed copy of the changes		X
4a Did the foundation have unrelated business gross income of \$1,000 or more during the year?	X	
b If "Yes," has it filed a tax return on Form 990-T for this year?	X	
5 Was there a liquidation, termination, dissolution, or substantial contraction during the year? If "Yes," attach the statement required by General Instruction T		X
6 Are the requirements of section 508(e) (relating to sections 4941 through 4945) satisfied either: • By language in the governing instrument, or • By state legislation that effectively amends the governing instrument so that no mandatory directions that conflict with the state law remain in the governing instrument?		X
7 Did the foundation have at least \$5,000 in assets at any time during the year? If "Yes," complete Part II, col. (c), and Part XV	X	
8a Enter the states to which the foundation reports or with which it is registered (see instructions) <input checked="" type="checkbox"/> CA		
b If the answer is "Yes" to line 7, has the foundation furnished a copy of Form 990-PF to the Attorney General (or designate) of each state as required by General Instruction G? If "No," attach explanation	X	
9 Is the foundation claiming status as a private operating foundation within the meaning of section 4942(j)(3) or 4942(j)(5) for calendar year 2015 or the taxable year beginning in 2015 (see instructions for Part XIV)? If "Yes," complete Part XIV		X
10 Did any persons become substantial contributors during the tax year? If "Yes," attach a schedule listing their names and addresses		X

Part VII-A Statements Regarding Activities (continued)

	Yes	No
11 At any time during the year, did the foundation, directly or indirectly, own a controlled entity within the meaning of section 512(b)(13)? If "Yes," attach schedule (see instructions)		X
12 Did the foundation make a distribution to a donor advised fund over which the foundation or a disqualified person had advisory privileges? If "Yes," attach statement (see instructions)		X
13 Did the foundation comply with the public inspection requirements for its annual returns and exemption application? Website address ► N/A	X	
14 The books are in care of ► WILLIAM J. HOPPE Telephone no. ► 541-476-5012 Located at ► 13303 NW SPRINGVILLE RD., PORTLAND, OR ZIP+4 ► 97229		
15 Section 4947(a)(1) nonexempt charitable trusts filing Form 990-PF in lieu of Form 1041 - Check here and enter the amount of tax-exempt interest received or accrued during the year ► 15 N/A		
16 At any time during calendar year 2015, did the foundation have an interest in or a signature or other authority over a bank, securities, or other financial account in a foreign country? See the instructions for exceptions and filing requirements for FinCEN Form 114. If "Yes," enter the name of the foreign country ►		X

Part VII-B Statements Regarding Activities for Which Form 4720 May Be Required

File Form 4720 if any item is checked in the "Yes" column, unless an exception applies.

	Yes	No
1a During the year did the foundation (either directly or indirectly): (1) Engage in the sale or exchange, or leasing of property with a disqualified person? <input type="checkbox"/> Yes <input checked="" type="checkbox"/> No (2) Borrow money from, lend money to, or otherwise extend credit to (or accept it from) a disqualified person? <input type="checkbox"/> Yes <input checked="" type="checkbox"/> No (3) Furnish goods, services, or facilities to (or accept them from) a disqualified person? <input type="checkbox"/> Yes <input checked="" type="checkbox"/> No (4) Pay compensation to, or pay or reimburse the expenses of, a disqualified person? <input type="checkbox"/> Yes <input checked="" type="checkbox"/> No (5) Transfer any income or assets to a disqualified person (or make any of either available for the benefit or use of a disqualified person)? <input type="checkbox"/> Yes <input checked="" type="checkbox"/> No (6) Agree to pay money or property to a government official? (Exception Check "No" if the foundation agreed to make a grant to or to employ the official for a period after termination of government service, if terminating within 90 days.) <input type="checkbox"/> Yes <input checked="" type="checkbox"/> No		
b If any answer is "Yes" to 1a(1)-(6), did any of the acts fail to qualify under the exceptions described in Regulations section 53.4941(d)-3 or in a current notice regarding disaster assistance (see instructions)? Organizations relying on a current notice regarding disaster assistance check here N/A	1b	
c Did the foundation engage in a prior year in any of the acts described in 1a, other than excepted acts, that were not corrected before the first day of the tax year beginning in 2015?	1c	X
2 Taxes on failure to distribute income (section 4942) (does not apply for years the foundation was a private operating foundation defined in section 4942(j)(3) or 4942(j)(5)): a At the end of tax year 2015, did the foundation have any undistributed income (lines 6d and 6e, Part XIII) for tax year(s) beginning before 2015? <input type="checkbox"/> Yes <input checked="" type="checkbox"/> No If "Yes," list the years ► b Are there any years listed in 2a for which the foundation is not applying the provisions of section 4942(a)(2) (relating to incorrect valuation of assets) to the year's undistributed income? (If applying section 4942(a)(2) to all years listed, answer "No" and attach statement - see instructions.) N/A c If the provisions of section 4942(a)(2) are being applied to any of the years listed in 2a, list the years here. ►	2b	
3a Did the foundation hold more than a 2% direct or indirect interest in any business enterprise at any time during the year? <input type="checkbox"/> Yes <input checked="" type="checkbox"/> No b If "Yes," did it have excess business holdings in 2015 as a result of (1) any purchase by the foundation or disqualified persons after May 26, 1969; (2) the lapse of the 5-year period (or longer period approved by the Commissioner under section 4943(c)(7)) to dispose of holdings acquired by gift or bequest; or (3) the lapse of the 10-, 15-, or 20-year first phase holding period? (Use Schedule C, Form 4720, to determine if the foundation had excess business holdings in 2015) N/A	3b	
4a Did the foundation invest during the year any amount in a manner that would jeopardize its charitable purposes?	4a	X
b Did the foundation make any investment in a prior year (but after December 31, 1969) that could jeopardize its charitable purpose that had not been removed from jeopardy before the first day of the tax year beginning in 2015?	4b	X

Form 990-PF (2015)

Part VII-B Statements Regarding Activities for Which Form 4720 May Be Required (continued)

5a During the year did the foundation pay or incur any amount to:

(1) Carry on propaganda, or otherwise attempt to influence legislation (section 4945(e))?

☐ Yes ☒ No

(2) Influence the outcome of any specific public election (see section 4955); or to carry on, directly or indirectly, any voter registration drive?

☐ Yes ☒ No

(3) Provide a grant to an individual for travel, study, or other similar purposes?

☐ Yes ☒ No

(4) Provide a grant to an organization other than a charitable, etc., organization described in section 4945(d)(4)(A)? (see instructions)

☐ Yes ☒ No

(5) Provide for any purpose other than religious, charitable, scientific, literary, or educational purposes, or for the prevention of cruelty to children or animals?

☐ Yes ☒ No

b If any answer is "Yes" to 5a(1)-(5), did any of the transactions fail to qualify under the exceptions described in Regulations section 53.4945 or in a current notice regarding disaster assistance (see instructions)?

N/A

5b

Organizations relying on a current notice regarding disaster assistance check here

☐

c If the answer is "Yes" to question 5a(4), does the foundation claim exemption from the tax because it maintained expenditure responsibility for the grant?

N/A

☐ Yes ☐ No

If "Yes," attach the statement required by Regulations section 53.4945-5(d)

6a Did the foundation, during the year, receive any funds, directly or indirectly, to pay premiums on a personal benefit contract?

☐ Yes ☒ No

b Did the foundation, during the year, pay premiums, directly or indirectly, on a personal benefit contract?

6b

X

If "Yes" to 6b, file Form 8870

7a At any time during the tax year, was the foundation a party to a prohibited tax shelter transaction?

☐ Yes ☒ No

b If "Yes," did the foundation receive any proceeds or have any net income attributable to the transaction?

N/A

7b

Part VIII Information About Officers, Directors, Trustees, Foundation Managers, Highly Paid Employees, and Contractors

1 List all officers, directors, trustees, foundation managers and their compensation.

(a) Name and address	(b) Title, and average hours per week devoted to position	(c) Compensation (if not paid, enter -0-)	(d) Contributions to employee benefit plans and deferred compensation	(e) Expense account, other allowances
WILLIAM JAMES HOPPE 13303 NW SPRINGVILLE RD. PORTLAND, OR 97229	CEO 0.00	0.	0.	0.
LEA ANN HOPPE 13303 NW SPRINGVILLE RD. PORTLAND, OR 97229	SECRETARY 0.00	0.	0.	0.

2 Compensation of five highest-paid employees (other than those included on line 1). If none, enter "NONE."

(a) Name and address of each employee paid more than \$50,000	(b) Title, and average hours per week devoted to position	(c) Compensation	(d) Contributions to employee benefit plans and deferred compensation	(e) Expense account, other allowances
NONE				

Total number of other employees paid over \$50,000

0

Form 990-PF (2015)

Part VIII

Information About Officers, Directors, Trustees, Foundation Managers, Highly Paid Employees, and Contractors *(continued)*

3 Five highest-paid independent contractors for professional services. If none, enter "NONE."

(a) Name and address of each person paid more than \$50,000	(b) Type of service	(c) Compensation
NONE		
Total number of others receiving over \$50,000 for professional services		0

Part IX-A

Summary of Direct Charitable Activities

List the foundation's four largest direct charitable activities during the tax year. Include relevant statistical information such as the number of organizations and other beneficiaries served, conferences convened, research papers produced, etc.

Expenses

1	N/A	
2		
3		
4		

Part IX-B

Summary of Program-Related Investments

Describe the two largest program-related investments made by the foundation during the tax year on lines 1 and 2.

Amount

1	N/A	
2		
All other program-related investments. See instructions.		
3		
Total. Add lines 1 through 3		0.

Form **990-PF** (2015)

Part X**Minimum Investment Return** (All domestic foundations must complete this part. Foreign foundations, see instructions.)

1	Fair market value of assets not used (or held for use) directly in carrying out charitable, etc., purposes:		
a	Average monthly fair market value of securities	1a	9,535,440.
b	Average of monthly cash balances	1b	627,714.
c	Fair market value of all other assets	1c	
d	Total (add lines 1a, b, and c)	1d	10,163,154.
e	Reduction claimed for blockage or other factors reported on lines 1a and 1c (attach detailed explanation)	1e	0.
2	Acquisition indebtedness applicable to line 1 assets	2	0.
3	Subtract line 2 from line 1d	3	10,163,154.
4	Cash deemed held for charitable activities. Enter 1 1/2% of line 3 (for greater amount, see instructions)	4	152,447.
5	Net value of noncharitable-use assets. Subtract line 4 from line 3. Enter here and on Part V, line 4	5	10,010,707.
6	Minimum investment return. Enter 5% of line 5	6	500,535.

Part XI**Distributable Amount** (see instructions) (Section 4942(j)(3) and (j)(5) private operating foundations and certain foreign organizations check here ☐ and do not complete this part.)

1	Minimum investment return from Part X, line 6	1	500,535.
2a	Tax on investment income for 2015 from Part VI, line 5	2a	3,126.
b	Income tax for 2015. (This does not include the tax from Part VI.)	2b	909.
c	Add lines 2a and 2b	2c	4,035.
3	Distributable amount before adjustments. Subtract line 2c from line 1	3	496,500.
4	Recoveries of amounts treated as qualifying distributions	4	0.
5	Add lines 3 and 4	5	496,500.
6	Deduction from distributable amount (see instructions)	6	0.
7	Distributable amount as adjusted. Subtract line 6 from line 5. Enter here and on Part XIII, line 1	7	496,500.

Part XII**Qualifying Distributions** (see instructions)

1	Amounts paid (including administrative expenses) to accomplish charitable, etc., purposes:		
a	Expenses, contributions, gifts, etc. - total from Part I, column (d), line 26	1a	509,000.
b	Program-related investments - total from Part IX-B	1b	0.
2	Amounts paid to acquire assets used (or held for use) directly in carrying out charitable, etc., purposes	2	
3	Amounts set aside for specific charitable projects that satisfy the:		
a	Suitability test (prior IRS approval required)	3a	
b	Cash distribution test (attach the required schedule)	3b	
4	Qualifying distributions. Add lines 1a through 3b. Enter here and on Part V, line 8, and Part XIII, line 4	4	509,000.
5	Foundations that qualify under section 4940(e) for the reduced rate of tax on net investment income. Enter 1% of Part I, line 27b	5	3,126.
6	Adjusted qualifying distributions. Subtract line 5 from line 4	6	505,874.

Note. The amount on line 6 will be used in Part V, column (b), in subsequent years when calculating whether the foundation qualifies for the section 4940(e) reduction of tax in those years.

Form 990-PF (2015)

Part XIII Undistributed Income (see instructions)

	(a) Corpus	(b) Years prior to 2014	(c) 2014	(d) 2015
1 Distributable amount for 2015 from Part XI, line 7				496,500.
2 Undistributed income, if any, as of the end of 2015				
a Enter amount for 2014 only			0.	
b Total for prior years:		0.		
3 Excess distributions carryover, if any, to 2015:				
a From 2010				
b From 2011	78,342.			
c From 2012	25,774.			
d From 2013	55,953.			
e From 2014	17,228.			
f Total of lines 3a through e	177,297.			
4 Qualifying distributions for 2015 from Part XII, line 4: ► \$	509,000.			
a Applied to 2014, but not more than line 2a			0.	
b Applied to undistributed income of prior years (Election required - see instructions)		0.		
c Treated as distributions out of corpus (Election required - see instructions)	0.			
d Applied to 2015 distributable amount	12,500.			496,500.
e Remaining amount distributed out of corpus	0.			0.
5 Excess distributions carryover applied to 2015 (If an amount appears in column (d), the same amount must be shown in column (a))				
6 Enter the net total of each column as indicated below:	189,797.			
a Corpus. Add lines 3f, 4c, and 4e. Subtract line 5				
b Prior years' undistributed income. Subtract line 4b from line 2b		0.		
c Enter the amount of prior years' undistributed income for which a notice of deficiency has been issued, or on which the section 4942(a) tax has been previously assessed		0.		
d Subtract line 6c from line 6b. Taxable amount - see instructions		0.		
e Undistributed income for 2014. Subtract line 4a from line 2a. Taxable amount - see instr.			0.	
f Undistributed income for 2015. Subtract lines 4d and 5 from line 1. This amount must be distributed in 2016				0.
7 Amounts treated as distributions out of corpus to satisfy requirements imposed by section 170(b)(1)(F) or 4942(g)(3) (Election may be required - see instructions)	0.			
8 Excess distributions carryover from 2010 not applied on line 5 or line 7	0.			
9 Excess distributions carryover to 2016. Subtract lines 7 and 8 from line 6a	189,797.			
10 Analysis of line 9:				
a Excess from 2011	78,342.			
b Excess from 2012	25,774.			
c Excess from 2013	55,953.			
d Excess from 2014	17,228.			
e Excess from 2015	12,500.			

N/A

- ☐ 4942(j)(3) or ☐ 4942(j)(5)

Part XV Supplementary Information (continued)**3 Grants and Contributions Paid During the Year or Approved for Future Payment**

Recipient Name and address (home or business)	If recipient is an individual, show any relationship to any foundation manager or substantial contributor	Foundation status of recipient	Purpose of grant or contribution	Amount
a Paid during the year				
SURE PASSAGE 6660 DELMONICO DR COLORADO SPRINGS, CO 80919	NONE	PUBLIC CHARITY	FOR RELIGIOUS AND EDUCATIONAL PURPOSES	509,000.
Total			3a	509,000.
b Approved for future payment				
NONE				
Total			3b	0.

Part XVI-A **Analysis of Income-Producing Activities**

Enter gross amounts unless otherwise indicated.

Enter gross amounts unless otherwise indicated.		Unrelated business income		Excluded by section 512, 513, or 514		(e)
	(a) Business code	(b) Amount	(c) Exclu- sion code	(d) Amount		Related or exempt function income
1 Program service revenue:						
a _____						
b _____						
c _____						
d _____						
e _____						
f _____						
g Fees and contracts from government agencies						
2 Membership dues and assessments						
3 Interest on savings and temporary cash investments						
4 Dividends and interest from securities			14	342,901.		
5 Net rental income or (loss) from real estate:						
a Debt-financed property						
b Not debt-financed property						
6 Net rental income or (loss) from personal property						
7 Other investment income						
8 Gain or (loss) from sales of assets other than inventory			18	<428,182.>		
9 Net income or (loss) from special events						
10 Gross profit or (loss) from sales of inventory						
11 Other revenue:						
a PTP UBIT	523000	7,060.				
b _____						
c _____						
d _____						
e _____						
12 Subtotal Add columns (b), (d), and (e)		7,060.		<85,281.>		0.
13 Total Add line 12, columns (b), (d), and (e)					13	<78,221.>

(See worksheet in line 13 instructions to verify calculations.)

Part XVI-B Relationship of Activities to the Accomplishment of Exempt Purposes

[illegible]

Part XVII Information Regarding Transfers To and Transactions and Relationships With Noncharitable Exempt Organizations




- | | | Yes | No |
|----------|--|-------|----|
| 1 | Did the organization directly or indirectly engage in any of the following with any other organization described in section 501(c) of the Code (other than section 501(c)(3) organizations) or in section 527, relating to political organizations? | | |
| a | Transfers from the reporting foundation to a noncharitable exempt organization of: | | |
| | (1) Cash | 1a(1) | X |
| | (2) Other assets | 1a(2) | X |
| b | Other transactions: | | |
| | (1) Sales of assets to a noncharitable exempt organization | 1b(1) | X |
| | (2) Purchases of assets from a noncharitable exempt organization | 1b(2) | X |
| | (3) Rental of facilities, equipment, or other assets | 1b(3) | X |
| | (4) Reimbursement arrangements | 1b(4) | X |
| | (5) Loans or loan guarantees | 1b(5) | X |
| | (6) Performance of services or membership or fundraising solicitations | 1b(6) | X |
| c | Sharing of facilities, equipment, mailing lists, other assets, or paid employees | 1c | X |
| d | If the answer to any of the above is "Yes," complete the following schedule. Column (b) should always show the fair market value of the goods, other assets, or services given by the reporting foundation. If the foundation received less than fair market value in any transaction or sharing arrangement, show in column (d) the value of the goods, other assets, or services received. | | |

[illegible]

- 2a** Is the foundation directly or indirectly affiliated with, or related to, one or more tax-exempt organizations described in section 501(c) of the Code (other than section 501(c)(3)) or in section 527? ☐ Yes ☒ No

- | b If "Yes," complete the following schedule. | | |
|--|--------------------------|---------------------------------|
| (a) Name of organization | (b) Type of organization | (c) Description of relationship |
| N/A | | |
| | | |
| | | |
| | | |
| | | |

and belief, it is true, correct, and complete. Declaration of preparer (other than taxpayer) is based on all information of which preparer has any knowledge.

Signature of officer or trustee Date 5-15-17 Title CEO

☒ Yes ☐ No

Paid Preparer Use Only	Print/Type preparer's name CYNTHIA P. BARTHOLOMEW	Preparer's signature <i>CP Bartholomew</i> CYNTHIA P. BARTHO	Date 05/12/17	Check <input type="checkbox"/> if self-employed	PTIN P01313965
	Firm's name ▶ PERKINS & COMPANY, PC			Firm's EIN ▶ 93-0928924	
	Firm's address ▶ 1211 SW FIFTH AVE., SUITE 1000 PORTLAND, OR 97204-3710			Phone no. 503-221-0336	

Form 990-PF (2015)

FORM 990-PF		DIVIDENDS AND INTEREST FROM SECURITIES			STATEMENT 1
SOURCE	GROSS AMOUNT	CAPITAL GAINS DIVIDENDS	(A) REVENUE PER BOOKS	(B) NET INVESTMENT INCOME	(C) ADJUSTED NET INCOME
DIVIDEND INCOME	169,538.	0.	169,538.	169,538.	
INTEREST INCOME	173,363.	0.	173,363.	173,363.	
TO PART I, LINE 4	342,901.	0.	342,901.	342,901.	

FORM 990-PF		OTHER INCOME			STATEMENT 2
DESCRIPTION		(A) REVENUE PER BOOKS	(B) NET INVESTMENT INCOME	(C) ADJUSTED NET INCOME	
PTP UBIT		7,060.	0.		
TOTAL TO FORM 990-PF, PART I, LINE 11		7,060.	0.		

FORM 990-PF		OTHER PROFESSIONAL FEES			STATEMENT 3
DESCRIPTION		(A) EXPENSES PER BOOKS	(B) NET INVESTMENT INCOME	(C) ADJUSTED NET INCOME	(D) CHARITABLE PURPOSES
STIFEL INVESTMENT FEES		29,882.	29,882.		0.
BANK FEES		27.	27.		0.
TO FORM 990-PF, PG 1, LN 16C		29,909.	29,909.		0.

FORM 990-PF		TAXES			STATEMENT 4
DESCRIPTION		(A) EXPENSES PER BOOKS	(B) NET INVESTMENT INCOME	(C) ADJUSTED NET INCOME	(D) CHARITABLE PURPOSES
FOREIGN TAXES		395.	395.		0.
TO FORM 990-PF, PG 1, LN 18		395.	395.		0.

FORM 990-PF	OTHER DECREASES IN NET ASSETS OR FUND BALANCES	STATEMENT	5
-------------	--	-----------	---

DESCRIPTION	AMOUNT
UNREALIZED GAIN/LOSS	42,643.
UBIT INCOME TIMING DIFFERENCES	67,347.
TOTAL TO FORM 990-PF, PART III, LINE 5	109,990.

FORM 990-PF	CORPORATE STOCK	STATEMENT	6
-------------	-----------------	-----------	---

DESCRIPTION	BOOK VALUE	FAIR MARKET VALUE
INVESTMENT CORPORATE STOCKS	3,241,673.	3,442,913.
TOTAL TO FORM 990-PF, PART II, LINE 10B	3,241,673.	3,442,913.

FORM 990-PF	CORPORATE BONDS	STATEMENT	7
-------------	-----------------	-----------	---

DESCRIPTION	BOOK VALUE	FAIR MARKET VALUE
INVESTMENT CORPORATE BONDS	3,571,055.	3,553,359.
TOTAL TO FORM 990-PF, PART II, LINE 10C	3,571,055.	3,553,359.

FORM 990-PF	OTHER INVESTMENTS	STATEMENT	8
-------------	-------------------	-----------	---

DESCRIPTION	VALUATION METHOD	BOOK VALUE	FAIR MARKET VALUE
OTHER INVESTMENTS	COST	2,849,998.	2,691,528.
TOTAL TO FORM 990-PF, PART II, LINE 13		2,849,998.	2,691,528.

ATTACHMENT TO: FORM 990-PF, PART IV, LINE 1
CAPITAL GAINS AND LOSSES FOR TAX ON INVESTMENT INCOME

Description	How Acquired	Date Acquired	Date Sold	Sales Price	Cost Basis	Term	Gain (Loss)
1,000 GENERAL ELECTRIC COMPANY	PURCHASED	10/22/2014	8/17/2015	25,866	25,386	SHORT	481
25 793 GENERAL ELECTRIC COMPANY	PURCHASED	4/27/2015	2/11/2016	699	696	SHORT	3
27 405 GENERAL ELECTRIC COMPANY	PURCHASED	7/27/2015	2/11/2016	743	702	SHORT	41
16 187 GENERAL ELECTRIC COMPANY	PURCHASED	10/26/2015	2/11/2016	439	479	SHORT	(40)
16 996 GENERAL ELECTRIC COMPANY	PURCHASED	1/25/2016	2/11/2016	461	482	SHORT	(22)
2,400 GOVERNMENT PPTYS INC TR	PURCHASED	3/4/2015	9/23/2015	38,437	55,747	SHORT	(17,309)
1,600 GOVERNMENT PPTYS INC TR	PURCHASED	3/4/2015	9/23/2015	25,625	37,070	SHORT	(11,446)
87 532 GOVERNMENT PPTYS INC TR	PURCHASED	5/26/2015	9/23/2015	1,402	1,720	SHORT	(318)
111 514 GOVERNMENT PPTYS INC TR	PURCHASED	8/24/2015	9/23/2015	1,786	1,758	SHORT	28
5,000 HERCULES TECH GROWTH CAP	PURCHASED	3/24/2015	7/7/2015	56,027	68,200	SHORT	(12,173)
119 231 HERCULES TECH GROWTH CAP	PURCHASED	5/26/2015	7/7/2015	1,336	1,550	SHORT	(214)
22 872 PLAINS ALL AMERN PIPELIN	PURCHASED	2/13/2015	1/29/2016	471	1,079	SHORT	(608)
25 187 PLAINS ALL AMERN PIPELIN	PURCHASED	5/15/2015	1/29/2016	518	1,128	SHORT	(610)
35 188 PLAINS ALL AMERN PIPELIN	PURCHASED	8/14/2015	1/29/2016	724	1,181	SHORT	(456)
49 07 PLAINS ALL AMERN PIPELIN	PURCHASED	11/13/2015	1/29/2016	1,010	1,224	SHORT	(214)
1,500 PLUM CREEK TIMBER	PURCHASED	4/20/2015	8/17/2015	62,108	64,433	SHORT	(2,324)
15 85 PLUM CREEK TIMBER	PURCHASED	5/29/2015	8/17/2015	656	660	SHORT	(4)
326 034 JAMES APH GL RL EST A	PURCHASED	9/29/2014	7/7/2015	6,410	6,472	SHORT	(62)
24 724 JAMES APH GL RL EST A	PURCHASED	9/29/2014	7/7/2015	486	491	SHORT	(5)
433 706 JAMES APH GL RL EST A	PURCHASED	12/30/2014	7/7/2015	8,527	8,644	SHORT	(117)
144 366 JAMES APH GL RL EST A	PURCHASED	12/30/2014	7/7/2015	2,838	2,877	SHORT	(39)
56 79 JAMES APH GL RL EST A	PURCHASED	12/30/2014	7/7/2015	1,116	1,132	SHORT	(15)
221 496 JAMES APH GL RL EST A	PURCHASED	3/31/2015	7/7/2015	4,355	4,669	SHORT	(315)
66 324 JAMES APH GL RL EST A	PURCHASED	3/31/2015	7/7/2015	1,304	1,398	SHORT	(94)
224 851 JAMES APH GL RL EST A	PURCHASED	6/29/2015	7/7/2015	4,421	4,454	SHORT	(34)
47 283 JAMES APH GL RL EST A	PURCHASED	6/29/2015	7/7/2015	930	937	SHORT	(7)
42 45598 TARGA RESOURCES PTNRS LP	PURCHASED	2/13/2015	1/12/2016	535	1,654	SHORT	(1,119)
32 14 TARGA RESOURCES PTNRS LP	PURCHASED	5/15/2015	1/12/2016	405	1,350	SHORT	(945)
47 008 TARGA RESOURCES PTNRS LP	PURCHASED	8/14/2015	1/12/2016	592	1,436	SHORT	(844)
64 334 TARGA RESOURCES PTNRS LP	PURCHASED	11/13/2015	1/12/2016	811	1,587	SHORT	(776)
47 952 TEEKAY LNG PARTNERS LP	PURCHASED	11/14/2014	10/22/2015	1,179	1,676	SHORT	(496)
48 522 TEEKAY LNG PARTNERS LP	PURCHASED	2/13/2015	10/22/2015	1,193	1,771	SHORT	(577)
52 484 TEEKAY LNG PARTNERS LP	PURCHASED	5/15/2015	10/22/2015	1,291	1,860	SHORT	(569)
69 834 TEEKAY LNG PARTNERS LP	PURCHASED	8/14/2015	10/22/2015	1,718	1,937	SHORT	(219)
250 AIRGAS INC	PURCHASED	2/20/2015	2/18/2016	35,153	29,461	SHORT	5,692
125 AIRGAS INC	PURCHASED	8/24/2015	2/18/2016	17,577	12,033	SHORT	5,544
1,000 ABBVIE INC	PURCHASED	6/10/2015	11/20/2015	61,409	67,763	SHORT	(6,354)
1,500 AGILENT TECHNOLOGIES INC	PURCHASED	7/16/2015	10/2/2015	50,352	60,505	SHORT	(10,153)
1,300 ABBOTT LABORATORIES	PURCHASED	4/6/2015	11/20/2015	57,290	60,425	SHORT	(3,135)
1,500 ABBOTT LABORATORIES	PURCHASED	11/24/2015	3/18/2016	58,319	67,936	SHORT	(9,617)
400 ALTRIA GROUP INC	PURCHASED	1/21/2015	12/21/2015	22,754	21,679	SHORT	1,074
1,100 ANALOG DEVICES INC	PURCHASED	12/4/2015	1/7/2016	56,099	65,173	SHORT	(9,074)
2,200 APPLIED MATERIALS INC	PURCHASED	12/26/2014	7/16/2015	39,336	55,616	SHORT	(16,280)
600 APPLIED MATERIALS INC	PURCHASED	2/25/2015	7/16/2015	10,728	15,169	SHORT	(4,441)
1,600 BEST BUY COMPANY INC	PURCHASED	3/25/2015	7/20/2015	52,741	63,927	SHORT	(11,186)
1,100 CSX CORP	PURCHASED	10/22/2015	2/19/2016	27,246	31,170	SHORT	(3,924)
300 CISCO SYSTEMS INC	PURCHASED	10/22/2014	10/16/2015	8,232	7,017	SHORT	1,215
1,500 CISCO SYSTEMS INC	PURCHASED	12/26/2014	10/16/2015	41,159	42,584	SHORT	(1,424)
2,200 CISCO SYSTEMS INC	PURCHASED	10/21/2015	3/18/2016	56,332	63,180	SHORT	(6,848)
1,200 CITIGROUP INC NEW	PURCHASED	4/22/2015	7/17/2015	67,139	63,821	SHORT	3,317
1,100 CITIGROUP INC NEW	PURCHASED	7/21/2015	11/20/2015	59,000	65,120	SHORT	(6,120)
1,100 CITIGROUP INC NEW	PURCHASED	11/24/2015	2/19/2016	43,024	59,479	SHORT	(16,455)
1,200 COCA COLA COMPANY	PURCHASED	12/21/2015	3/10/2016	51,473	51,073	SHORT	400
1,100 COCA-COLA ENTRPRS NEW	PURCHASED	5/19/2015	8/21/2015	54,301	50,948	SHORT	3,353
1,200 COGNIZANT TECH SLTNS A	PURCHASED	7/31/2015	10/16/2015	75,887	76,222	SHORT	(336)
1,000 COMCAST CORP A NEW	PURCHASED	7/20/2015	10/16/2015	57,349	64,253	SHORT	(6,904)
2,300 D R HORTON INC	PURCHASED	8/18/2015	11/20/2015	75,303	73,842	SHORT	1,461
1,900 D R HORTON INC	PURCHASED	11/24/2015	1/15/2016	50,217	61,720	SHORT	(11,503)

ATTACHMENT TO FORM 990-PF, PART IV, LINE I
CAPITAL GAINS AND LOSSES FOR TAX ON INVESTMENT INCOME

<u>Description</u>	<u>How Acquired</u>	<u>Date Acquired</u>	<u>Date Sold</u>	<u>Sales Price</u>	<u>Cost Basis</u>	<u>Term</u>	<u>Gain (Loss)</u>
1,300 DELTA AIRLINES INC NEW	PURCHASED	12/1/2014	7/17/2015	57,084	59,144	SHORT	(2,060)
600 DELTA AIRLINES INC NEW	PURCHASED	3/2/2015	7/17/2015	26,347	27,209	SHORT	(863)
1,100 DEVON ENERGY CORP NEW	PURCHASED	11/10/2015	1/19/2016	26,219	51,936	SHORT	(25,716)
1,100 DISCOVER FINL SVCS	PURCHASED	11/10/2015	2/19/2016	50,899	62,642	SHORT	(11,743)
1,300 DOW CHEMICAL COMPANY	PURCHASED	2/24/2015	8/18/2015	58,554	64,878	SHORT	(6,324)
1,100 DOW CHEMICAL COMPANY	PURCHASED	12/21/2015	3/18/2016	54,118	55,614	SHORT	(1,496)
1,100 EXELON CORP	PURCHASED	10/22/2015	1/15/2016	30,425	33,785	SHORT	(3,360)
800 EXXON MOBIL CORP	PURCHASED	8/24/2015	11/6/2015	61,219	56,135	SHORT	5,084
1,500 FMC CORP NEW	PURCHASED	11/24/2015	12/21/2015	57,070	62,805	SHORT	(5,735)
800 FASTENAL COMPANY	PURCHASED	3/10/2015	8/25/2015	29,901	32,708	SHORT	(2,806)
1,000 FOOT LOCKER INC	PURCHASED	5/20/2015	8/21/2015	66,659	63,261	SHORT	3,398
800 FOOT LOCKER INC	PURCHASED	10/23/2015	1/13/2016	49,853	51,921	SHORT	(2,068)
1,500 GAP INC	PURCHASED	3/24/2015	7/30/2015	53,864	65,357	SHORT	(11,493)
2,400 GENERAL ELECTRIC COMPANY	PURCHASED	8/24/2015	11/13/2015	62,159	57,240	SHORT	4,919
1,900 GENERAL ELECTRIC COMPANY	PURCHASED	11/24/2015	4/15/2016	57,875	57,890	SHORT	(15)
800 HCA HOLDINGS INC	PURCHASED	1/7/2016	3/18/2016	59,484	51,418	SHORT	8,067
1,500 HALLIBURTON COMPANY	PURCHASED	4/21/2015	10/16/2015	57,681	70,754	SHORT	(13,073)
1,100 HALLIBURTON COMPANY	PURCHASED	10/27/2015	4/15/2016	38,340	42,028	SHORT	(3,688)
1,800 INTEL CORP	PURCHASED	12/2/2014	10/16/2015	56,705	67,478	SHORT	(10,773)
300 INTEL CORP	PURCHASED	1/8/2015	10/16/2015	9,451	11,061	SHORT	(1,610)
100 INTEL CORP	PURCHASED	4/1/2015	10/16/2015	3,150	3,078	SHORT	73
1,800 INTEL CORP	PURCHASED	10/20/2015	3/18/2016	57,131	60,457	SHORT	(3,326)
1,000 JPMORGAN CHASE & COMPANY	PURCHASED	5/20/2015	11/20/2015	63,669	66,681	SHORT	(3,012)
700 JPMORGAN CHASE & COMPANY	PURCHASED	11/24/2015	3/18/2016	40,998	46,477	SHORT	(5,479)
1,500 KINDER MORGAN INC DE	PURCHASED	7/7/2015	10/16/2015	45,639	55,907	SHORT	(10,268)
300 KINDER MORGAN INC DE	PURCHASED	9/16/2015	10/16/2015	9,128	9,138	SHORT	(10)
1,100 KINDER MORGAN INC DE	PURCHASED	10/21/2015	10/27/2015	30,119	35,260	SHORT	(5,141)
1,700 KROGER COMPANY	PURCHASED	7/30/2015	10/16/2015	64,695	66,261	SHORT	(1,567)
1,000 LOWES COMPANIES INC	PURCHASED	7/21/2015	11/20/2015	73,482	66,415	SHORT	7,067
800 LOWES COMPANIES INC	PURCHASED	1/15/2016	4/15/2016	55,354	55,454	SHORT	(101)
900 MARATHON PETROLEUM CORP	PURCHASED	7/22/2015	8/24/2015	40,928	51,317	SHORT	(10,389)
1,200 MKT VCTR OIL SVCS ETF	PURCHASED	10/23/2014	7/7/2015	39,006	54,420	SHORT	(15,414)
800 MEDTRONIC PLC	PURCHASED	10/2/2015	2/19/2016	60,887	55,933	SHORT	4,954
1,300 METLIFE INC	PURCHASED	5/21/2015	11/3/2015	63,954	69,352	SHORT	(5,398)
1,500 METLIFE INC	PURCHASED	11/24/2015	1/11/2016	62,295	75,606	SHORT	(13,311)
1,100 MICROSOFT CORP	PURCHASED	5/19/2015	11/16/2015	53,448	52,019	SHORT	1,429
700 MONSANTO COMPANY NEW	PURCHASED	8/28/2015	11/20/2015	64,440	68,761	SHORT	(4,321)
1,600 MORGAN STANLEY	PURCHASED	6/23/2015	8/24/2015	52,422	64,234	SHORT	(11,812)
1,900 MORGAN STANLEY	PURCHASED	2/23/2016	4/26/2016	49,228	45,517	SHORT	3,711
1,100 MYLAN N V EURO	PURCHASED	8/25/2015	10/16/2015	47,970	56,248	SHORT	(8,278)
1,200 MYLAN N V	PURCHASED	3/10/2016	5/23/2016	49,231	56,775	SHORT	(7,544)
1,300 NATIONAL OILWELL VARCO	PURCHASED	4/22/2015	7/22/2015	54,354	69,496	SHORT	(15,142)
200 ORACLE CORP	PURCHASED	12/22/2014	12/21/2015	7,251	9,195	SHORT	(1,945)
400 ORACLE CORP	PURCHASED	3/4/2015	2/19/2016	14,288	17,352	SHORT	(3,064)
1,300 PAYCHEX INC	PURCHASED	3/25/2015	7/20/2015	61,462	64,758	SHORT	(3,296)
1,600 PAYPAL HLDGS INC	PURCHASED	7/21/2015	2/19/2016	52,159	64,783	SHORT	(12,624)
2,200 PFIZER INC	PURCHASED	6/29/2015	8/4/2015	75,881	74,506	SHORT	1,375
1,800 PFIZER INC	PURCHASED	11/19/2015	5/10/2016	56,663	57,887	SHORT	(1,224)
1,200 QUALCOMM INC	PURCHASED	1/7/2016	4/15/2016	63,263	56,345	SHORT	6,917
2,200 SCHWAB CHARLES CORP NEW	PURCHASED	5/20/2015	11/20/2015	65,577	69,834	SHORT	(4,256)
800 SOUTHERN COMPANY	PURCHASED	1/19/2016	6/17/2016	40,311	38,263	SHORT	2,048
1,500 SOUTHWEST AIRLINES CO	PURCHASED	4/1/2015	9/18/2015	55,512	65,727	SHORT	(10,215)
1,300 SOUTHWEST AIRLINES CO	PURCHASED	9/23/2015	12/7/2015	55,708	50,112	SHORT	5,596
1,300 STARBUCKS CORP	PURCHASED	5/19/2015	10/16/2015	73,044	66,987	SHORT	6,057
800 TJX COMPANIES INC NEW	PURCHASED	8/26/2015	4/15/2016	59,176	55,311	SHORT	3,865
100 TYSON FOODS INC CLASS A	PURCHASED	4/21/2015	11/23/2015	4,781	3,820	SHORT	961
1,600 TYSON FOODS INC CLASS A	PURCHASED	4/21/2015	1/7/2016	83,105	61,117	SHORT	21,988
1,200 UNITED CONTINENTAL HLDGS	PURCHASED	7/20/2015	8/27/2015	64,172	66,411	SHORT	(2,240)

2015

THE HOPPE FOUNDATION

EIN: 91-2144087

ATTACHMENT TO: FORM 990-PF, PART IV, LINE 1
CAPITAL GAINS AND LOSSES FOR TAX ON INVESTMENT INCOME

Description	How Acquired	Date Acquired	Date Sold	Sales Price	Cost Basis	Term	Gain (Loss)
1,500 U S BANCORP DE NEW	PURCHASED	12/19/2014	7/17/2015	66,832	67,496	SHORT	(664)
500 U S BANCORP DE NEW	PURCHASED	1/2/2015	7/17/2015	22,277	22,319	SHORT	(41)
700 VALERO ENERGY CORP	PURCHASED	10/22/2015	3/18/2016	44,393	41,645	SHORT	2,748
1,200 VERIZON COMMS INC	PURCHASED	7/7/2015	11/20/2015	53,495	56,542	SHORT	(3,047)
1,100 VERIZON COMMS INC	PURCHASED	11/24/2015	3/18/2016	52,359	49,211	SHORT	3,148
400 VERIZON COMMS INC	PURCHASED	12/21/2015	3/22/2016	21,332	18,260	SHORT	3,072
800 VISA INC CLASS A	PURCHASED	8/25/2015	11/9/2015	60,144	56,198	SHORT	3,946
700 WAL-MART STORES INC	PURCHASED	10/20/2015	2/19/2016	44,134	41,120	SHORT	3,014
1,000 WELLS FARGO & CO NEW	PURCHASED	7/22/2015	11/20/2015	55,819	58,120	SHORT	(2,301)
1,200 WHOLE FOODS MARKET INC	PURCHASED	1/21/2015	7/30/2015	43,308	63,637	SHORT	(20,329)
1,200 YAHOO INC	PURCHASED	12/1/2014	7/20/2015	47,563	60,588	SHORT	(13,024)
1,300 ZOETIS INC CL A	PURCHASED	6/23/2015	3/10/2016	51,277	65,703	SHORT	(14,426)
-12 C YHOO 071715 46	PURCHASED	2/24/2015	7/17/2015	0	(2,477)	SHORT	2,477
-15 C ABT 021916 40	PURCHASED	1/20/2016	2/8/2016	(105)	(1,579)	SHORT	1,474
-13 C ABT 101615 46	PURCHASED	8/26/2015	9/24/2015	(129)	(715)	SHORT	586
-15 C ABT 052016 43	PURCHASED	3/23/2016	5/20/2016	0	(558)	SHORT	558
-13 C ABT 082115 50	PURCHASED	6/16/2015	8/21/2015	0	(1,131)	SHORT	1,131
-15 C ABT 011516 47	PURCHASED	11/30/2015	1/15/2016	0	(840)	SHORT	840
-15 C ATVI 021916 35	PURCHASED	1/20/2016	2/19/2016	0	(1,937)	SHORT	1,937
-11 C ATVI 011516 36	PURCHASED	1/7/2016	1/15/2016	0	(891)	SHORT	891
-11 C ATVI 011516 41	PURCHASED	12/4/2015	1/7/2016	(44)	(605)	SHORT	561
-12 C QCOM 031816 49	PURCHASED	1/8/2016	2/26/2016	(3,384)	(1,765)	SHORT	(1,619)
-11 C WFC 081916 52 50	PURCHASED	6/3/2016	6/24/2016	(124)	(638)	SHORT	514
-8 C AXP 071516 70	PURCHASED	4/27/2016	6/16/2016	(32)	(608)	SHORT	576
-15 C A 082115 42 50	PURCHASED	7/20/2015	8/21/2015	0	(929)	SHORT	929
-15 C A 112015 40	PURCHASED	8/25/2015	10/2/2015	(525)	(1,125)	SHORT	600
-10 C ABBV 112015 67 50	PURCHASED	9/1/2015	9/24/2015	(310)	(1,140)	SHORT	830
-22 C CSCO 031816 28	PURCHASED	12/3/2015	1/15/2016	(189)	(1,598)	SHORT	1,409
-22 C CSCO 121815 31	PURCHASED	10/23/2015	11/19/2015	(44)	(594)	SHORT	550
-12 C WFM 082115 45	PURCHASED	5/18/2015	7/30/2015	(14)	(1,459)	SHORT	1,445
-22 C CSCO 061716 30	PURCHASED	3/23/2016	6/17/2016	0	(594)	SHORT	594
-18 C CSCO 082115 28	PURCHASED	7/10/2015	8/21/2015	0	(810)	SHORT	810
-11 C DAL 031816 46	PURCHASED	1/15/2016	3/3/2016	(3,630)	(2,325)	SHORT	(1,305)
-11 C DAL 061716 50	PURCHASED	3/3/2016	6/17/2016	0	(3,135)	SHORT	3,135
-11 C DAL 031816 52 50	PURCHASED	11/30/2015	1/15/2016	(506)	(1,354)	SHORT	848
-7 C APC 052016 55	PURCHASED	3/23/2016	5/20/2016	0	(896)	SHORT	896
-11 C ADI 031816 65	PURCHASED	12/7/2015	1/7/2016	(148)	(1,553)	SHORT	1,406
-28 C AMAT 071715 20	PURCHASED	6/22/2015	7/16/2015	(56)	(916)	SHORT	860
-15 C IP 052016 42	PURCHASED	3/24/2016	5/20/2016	0	(1,518)	SHORT	1,518
-12 C VZ 091815 48	PURCHASED	7/8/2015	9/3/2015	(107)	(680)	SHORT	573
-16 C BBY 071715 39	PURCHASED	4/21/2015	7/17/2015	0	(1,660)	SHORT	1,660
-7 C VLO 031816 72 50	PURCHASED	1/19/2016	2/10/2016	(84)	(1,378)	SHORT	1,294
-18 C PFE 021916 32	PURCHASED	1/7/2016	2/19/2016	0	(1,044)	SHORT	1,044
-18 C PFE 021916 35	PURCHASED	12/1/2015	1/7/2016	(101)	(1,188)	SHORT	1,087
-17 C TSN 071715 41	PURCHASED	4/24/2015	7/17/2015	(3,783)	(1,472)	SHORT	(2,311)
-12 C VZ 112015 48	PURCHASED	9/3/2015	10/1/2015	(36)	(647)	SHORT	611
-17 C TSN 082115 43	PURCHASED	7/17/2015	8/19/2015	(969)	(2,217)	SHORT	1,247
-17 C TSN 112015 46	PURCHASED	8/19/2015	11/20/2015	0	(1,819)	SHORT	1,819
-11 C CSX 121815 30	PURCHASED	10/26/2015	12/18/2015	0	(468)	SHORT	468
-11 C CSX 021916 27	PURCHASED	12/22/2015	1/11/2016	(187)	(858)	SHORT	671
-7 C JPM 031816 65	PURCHASED	1/6/2016	2/11/2016	(70)	(1,134)	SHORT	1,064
-11 C JPM 061716 62 50	PURCHASED	3/24/2016	6/17/2016	0	(1,083)	SHORT	1,083
-7 C JPM 021916 70	PURCHASED	11/25/2015	1/6/2016	(126)	(798)	SHORT	672
-10 C JPM 101615 65	PURCHASED	8/24/2015	9/28/2015	(120)	(1,240)	SHORT	1,120
-8 C CTSH 021916 62 50	PURCHASED	1/5/2016	2/19/2016	0	(744)	SHORT	744
-12 C CTSH 101615 65	PURCHASED	9/2/2015	9/29/2015	(287)	(1,345)	SHORT	1,058
-12 C CTSH 091815 70	PURCHASED	8/6/2015	9/2/2015	(108)	(929)	SHORT	821
-8 C V 101615 70	PURCHASED	9/28/2015	10/7/2015	(2,534)	(608)	SHORT	(1,926)

ATTACHMENT TO FORM 990-PF, PART IV, LINE I
CAPITAL GAINS AND LOSSES FOR TAX ON INVESTMENT INCOME

Description	How Acquired	Date Acquired	Date Sold	Sales Price	Cost Basis	Term	Gain (Loss)
-8 C V 101615 75	PURCHASED	8/27/2015	9/28/2015	(72)	(1,132)	SHORT	1 060
-8 C CTS 052016 65	PURCHASED	3/28/2016	5/20/2016	0	(572)	SHORT	572
-8 C CTS 011516 62 50	PURCHASED	12/10/2015	1/5/2016	(104)	(816)	SHORT	712
-8 C CTS 011516 67 50	PURCHASED	11/23/2015	12/10/2015	(128)	(721)	SHORT	593
-10 C JPM 082115 70	PURCHASED	5/27/2015	8/21/2015	0	(660)	SHORT	660
-24 C GE 091815 24	PURCHASED	8/26/2015	9/15/2015	(2 640)	(1,224)	SHORT	(1,416)
-19 C GE 021916 32	PURCHASED	12/11/2015	2/10/2016	(36)	(744)	SHORT	708
-23 C GE 091616 33	PURCHASED	4/26/2016	6/24/2016	(368)	(812)	SHORT	444
-18 C CSCO 101615 31	PURCHASED	5/19/2015	7/10/2015	(216)	(1,368)	SHORT	1 152
-13 C ZTS 082115 49	PURCHASED	7/14/2015	8/21/2015	0	(1 404)	SHORT	1 404
-12 C KO 031816 46	PURCHASED	12/30/2015	1/15/2016	(92)	(300)	SHORT	208
-10 C CMCSA 101615 60	PURCHASED	8/21/2015	9/29/2015	(130)	(1,460)	SHORT	1 330
-8 C CMCSA 052016 62 50	PURCHASED	3/29/2016	5/20/2016	0	(608)	SHORT	608
-10 C CMCSA 101615 67 50	PURCHASED	7/21/2015	8/21/2015	(160)	(850)	SHORT	690
-18 C INTC 071516 34	PURCHASED	3/28/2016	6/24/2016	(126)	(1,044)	SHORT	918
-18 C INTC 021916 35	PURCHASED	11/17/2015	1/15/2016	(54)	(1,080)	SHORT	1 026
-8 C CMCSA 031816 60	PURCHASED	2/8/2016	3/18/2016	0	(1 271)	SHORT	1 271
-13 C ZTS 041516 46	PURCHASED	1/19/2016	3/10/2016	(178)	(1,690)	SHORT	1,512
-22 C INTC 071715 34	PURCHASED	4/22/2015	7/17/2015	0	(1 232)	SHORT	1 232
-8 C AXP 041516 67 50	PURCHASED	1/13/2016	4/15/2016	0	(904)	SHORT	904
-11 C CERN 061716 57 50	PURCHASED	3/29/2016	6/17/2016	0	(830)	SHORT	830
-11 C WFC 031816 50	PURCHASED	1/19/2016	3/18/2016	(561)	(1,152)	SHORT	591
-11 C C 031816 57 50	PURCHASED	12/2/2015	1/5/2016	(371)	(1,417)	SHORT	1 046
-11 C C 091815 55	PURCHASED	8/24/2015	9/18/2015	0	(611)	SHORT	611
-15 C C 061716 47 50	PURCHASED	3/22/2016	6/17/2016	0	(1 002)	SHORT	1 002
-11 C C 091815 62 50	PURCHASED	7/22/2015	8/21/2015	(99)	(594)	SHORT	495
-11 C C 021916 47 50	PURCHASED	1/11/2016	2/8/2016	(42)	(1,595)	SHORT	1 553
-11 C C 021916 52 50	PURCHASED	1/5/2016	1/11/2016	(308)	(1 243)	SHORT	935
-8 C SO 052016 50	PURCHASED	2/9/2016	5/20/2016	0	(900)	SHORT	900
-7 C VLO 061716 60	PURCHASED	5/9/2016	6/17/2016	0	(413)	SHORT	413
-7 C VLO 061716 70	PURCHASED	3/28/2016	5/9/2016	(28)	(1,385)	SHORT	1,357
-11 C DOW 031816 55	PURCHASED	12/30/2015	1/12/2016	(219)	(1,331)	SHORT	1,112
-13 C DOW 091815 55	PURCHASED	6/16/2015	8/18/2015	(52)	(1,152)	SHORT	1 100
-11 C DFS 121815 58	PURCHASED	11/24/2015	12/18/2015	0	(563)	SHORT	563
-11 C DFS 041516 57 50	PURCHASED	12/23/2015	2/8/2016	(98)	(1,544)	SHORT	1,447
-11 C DVN 121815 48	PURCHASED	11/23/2015	12/4/2015	(66)	(904)	SHORT	838
-11 C DVN 041516 47 50	PURCHASED	12/4/2015	12/17/2015	(168)	(1,430)	SHORT	1,262
-19 C DHI 021916 30	PURCHASED	1/7/2016	1/14/2016	(742)	(1,787)	SHORT	1,045
-19 C DHI 021916 35	PURCHASED	12/1/2015	1/7/2016	(209)	(1,530)	SHORT	1 321
-11 C DVN 011516 30	PURCHASED	12/17/2015	1/15/2016	0	(1,374)	SHORT	1 374
-8 C ESRX 052016 75	PURCHASED	2/25/2016	5/20/2016	0	(1 320)	SHORT	1 320
-16 C FAST 082115 44	PURCHASED	5/18/2015	8/21/2015	0	(1,581)	SHORT	1 581
-15 C FMC 011516 45	PURCHASED	11/25/2015	12/17/2015	(323)	(1,585)	SHORT	1 261
-15 C GPS 082115 40	PURCHASED	6/22/2015	7/30/2015	(103)	(1,350)	SHORT	1,247
-11 C EMR 061716 57 50	PURCHASED	3/24/2016	6/17/2016	0	(837)	SHORT	837
-11 C WFC 052016 52 50	PURCHASED	3/18/2016	5/20/2016	0	(638)	SHORT	638
-15 C HAL 082115 48	PURCHASED	6/17/2015	7/10/2015	(240)	(1,575)	SHORT	1,335
-11 C HAL 021916 32	PURCHASED	1/13/2016	2/19/2016	0	(1,441)	SHORT	1,441
-11 C HAL 021916 37	PURCHASED	1/5/2016	1/13/2016	(264)	(957)	SHORT	693
-15 C HAL 082115 42	PURCHASED	7/10/2015	8/21/2015	0	(2 235)	SHORT	2 235
-12 C UAL 091815 62 50	PURCHASED	7/21/2015	8/27/2015	(216)	(1,334)	SHORT	1,118
-16 C MS 082115 41	PURCHASED	6/26/2015	8/21/2015	0	(843)	SHORT	843
-16 C PYPL 101615 35	PURCHASED	9/11/2015	10/16/2015	0	(1,520)	SHORT	1,520
-16 C PYPL 011516 40	PURCHASED	8/24/2015	9/11/2015	(1,520)	(2,240)	SHORT	720
-16 C PYPL 041516 40	PURCHASED	11/24/2015	1/20/2016	(400)	(1,938)	SHORT	1,538
-16 C PYPL 082115 41	PURCHASED	7/23/2015	8/21/2015	0	(747)	SHORT	747
-15 C PYPL 061716 43	PURCHASED	3/24/2016	6/17/2016	0	(1,638)	SHORT	1,638
-15 C KMI 101615 35	PURCHASED	8/28/2015	9/24/2015	(75)	(1,077)	SHORT	1,002

ATTACHMENT TO FORM 990-PF, PART IV, LINE 1
CAPITAL GAINS AND LOSSES FOR TAX ON INVESTMENT INCOME

Description	How Acquired	Date Acquired	Date Sold	Sales Price	Cost Basis	Term	Gain (Loss)
-15 C KR 052016 40	PURCHASED	3/22/2016	5/20/2016	0	(785)	SHORT	785
-14 C MDLZ 031816 47	PURCHASED	12/21/2015	3/18/2016	0	(1,535)	SHORT	1,535
-14 C MDLZ 061716 43	PURCHASED	3/21/2016	6/16/2016	(1,244)	(1,070)	SHORT	(175)
-17 C KR 101615 41 25	PURCHASED	8/4/2015	9/2/2015	(204)	(793)	SHORT	589
-14 C MDLZ 121815 45	PURCHASED	9/1/2015	12/18/2015	0	(1,702)	SHORT	1,702
-15 C KMI 091815 37 50	PURCHASED	7/27/2015	8/21/2015	(175)	(479)	SHORT	304
-8 C LOW 021916 70	PURCHASED	1/20/2016	2/11/2016	(35)	(1,136)	SHORT	1,101
-10 C LOW 091815 70	PURCHASED	7/22/2015	9/18/2015	0	(857)	SHORT	857
-10 C ABBV 091815 70	PURCHASED	6/11/2015	9/1/2015	(90)	(2,008)	SHORT	1,918
-10 C WFC 101615 60	PURCHASED	7/27/2015	9/4/2015	(60)	(575)	SHORT	515
-15 C MET 031816 47 50	PURCHASED	1/6/2016	1/11/2016	(513)	(1,293)	SHORT	780
-15 C MET 021916 52 50	PURCHASED	12/3/2015	1/6/2016	(139)	(1,451)	SHORT	1,312
-13 C MET 082115 57 50	PURCHASED	7/17/2015	8/21/2015	0	(1,365)	SHORT	1,365
-13 C MET 091815 52 50	PURCHASED	8/27/2015	9/18/2015	0	(793)	SHORT	793
-8 C MDT 021916 80	PURCHASED	12/28/2015	1/11/2016	(143)	(635)	SHORT	492
-8 C MDT 121815 77 50	PURCHASED	10/22/2015	12/18/2015	0	(768)	SHORT	768
-13 C MET 071715 55	PURCHASED	5/27/2015	7/17/2015	(2,665)	(622)	SHORT	(2,043)
-11 C MSFT 101615 45	PURCHASED	8/24/2015	10/7/2015	(1,837)	(980)	SHORT	(857)
-11 C MSFT 052016 57 50	PURCHASED	3/17/2016	5/6/2016	(11)	(1,078)	SHORT	1,067
-11 C MSFT 121815 56	PURCHASED	11/30/2015	12/18/2015	0	(429)	SHORT	429
-11 C MSFT 021916 57 50	PURCHASED	12/22/2015	2/19/2016	0	(1,199)	SHORT	1,199
-7 C MON 091815 100	PURCHASED	9/1/2015	9/18/2015	0	(786)	SHORT	786
-11 C MYL 101615 50	PURCHASED	9/10/2015	9/28/2015	(286)	(1,575)	SHORT	1,289
-11 C MYL 101615 55	PURCHASED	8/31/2015	9/10/2015	(514)	(1,321)	SHORT	807
-12 C MYL 071516 52 50	PURCHASED	3/22/2016	5/20/2016	(228)	(1,640)	SHORT	1,412
-19 C FOXA 011516 30	PURCHASED	12/3/2015	1/4/2016	(76)	(875)	SHORT	799
-19 C FOXA 021916 28	PURCHASED	1/4/2016	2/19/2016	0	(1,028)	SHORT	1,028
-11 C NKE 071516 65	PURCHASED	4/21/2016	6/14/2016	(33)	(829)	SHORT	796
-8 C NKE 041516 62 50	PURCHASED	1/14/2016	4/15/2016	0	(1,240)	SHORT	1,240
-39 C OIH 071715 36	PURCHASED	3/30/2015	7/7/2015	(117)	(4,165)	SHORT	4,048
-7 C VLO 011516 72 50	PURCHASED	11/13/2015	1/15/2016	0	(1,364)	SHORT	1,364
-15 C ORCL 021916 38	PURCHASED	12/28/2015	1/14/2016	(133)	(675)	SHORT	542
-17 C ORCL 121815 38	PURCHASED	9/23/2015	12/18/2015	0	(1,207)	SHORT	1,207
-11 C ORCL 061716 44	PURCHASED	3/21/2016	6/17/2016	0	(759)	SHORT	759
-17 C ORCL 091815 43	PURCHASED	6/25/2015	9/18/2015	0	(1,212)	SHORT	1,212
-13 C NOV 082115 47 50	PURCHASED	7/9/2015	7/22/2015	(324)	(1,248)	SHORT	924
-13 C NOV 082115 52 50	PURCHASED	6/11/2015	7/9/2015	(273)	(1,287)	SHORT	1,014
-14 C EXC 041516 34	PURCHASED	2/5/2016	4/15/2016	(1,091)	(980)	SHORT	(111)
-14 C EXC 061716 35	PURCHASED	4/15/2016	6/17/2016	0	(1,326)	SHORT	1,326
-11 C EXC 011516 30	PURCHASED	11/16/2015	12/9/2015	(88)	(605)	SHORT	517
-12 C MO 091815 55	PURCHASED	4/20/2015	9/18/2015	0	(1,410)	SHORT	1,410
-12 C MO 121815 57 50	PURCHASED	9/22/2015	12/18/2015	0	(936)	SHORT	936
-13 C ZTS 101615 48	PURCHASED	8/25/2015	10/16/2015	0	(1,201)	SHORT	1,201
-13 C ZTS 101615 55	PURCHASED	6/26/2015	7/14/2015	(949)	(1,848)	SHORT	899
-11 C RAI 052016 52 50	PURCHASED	3/28/2016	5/20/2016	0	(781)	SHORT	781
-11 C HAL 011516 41	PURCHASED	11/12/2015	1/5/2016	(44)	(1,066)	SHORT	1,022
-22 C SCHW 091815 34	PURCHASED	5/28/2015	9/18/2015	0	(1,468)	SHORT	1,468
-11 C MSFT 082115 50	PURCHASED	5/20/2015	8/21/2015	0	(1,115)	SHORT	1,115
-7 C SBUX 031816 60	PURCHASED	1/6/2016	3/18/2016	0	(1,316)	SHORT	1,316
-7 C SBUX 021916 65	PURCHASED	12/1/2015	1/6/2016	(175)	(775)	SHORT	600
-7 C SBUX 071516 62 50	PURCHASED	3/29/2016	5/19/2016	(42)	(910)	SHORT	868
-8 C TJX 011516 72 50	PURCHASED	12/9/2015	1/15/2016	0	(1,000)	SHORT	1,000
-8 C TJX 011516 77 50	PURCHASED	9/1/2015	12/9/2015	(136)	(1,195)	SHORT	1,059
-13 C PAYX 091815 52 50	PURCHASED	5/18/2015	7/20/2015	(66)	(733)	SHORT	668
-16 C TSN 011516 55	PURCHASED	12/8/2015	1/7/2016	(337)	(1,222)	SHORT	885
-9 C MPC 091815 60	PURCHASED	7/27/2015	8/21/2015	(140)	(630)	SHORT	490
-7 C VFC 081916 70	PURCHASED	4/25/2016	6/24/2016	(223)	(569)	SHORT	346
-7 C WMT 011516 60	PURCHASED	12/3/2015	1/15/2016	(1,260)	(728)	SHORT	(532)

ATTACHMENT TO: FORM 990-PF, PART IV, LINE 1
CAPITAL GAINS AND LOSSES FOR TAX ON INVESTMENT INCOME

Description	How Acquired	Date Acquired	Date Sold	Sales Price	Cost Basis	Term	Gain (Loss)
-11 C WFC 011516 57 50	PURCHASED	11/25/2015	12/11/2015	(259)	(583)	SHORT	324
-11 C WFC 011516 55	PURCHASED	12/11/2015	1/15/2016	0	(896)	SHORT	896
-8 C FL 021916 70	PURCHASED	11/24/2015	1/13/2016	(337)	(1,421)	SHORT	1,084
-13 C ZTS 011516 47	PURCHASED	10/21/2015	1/15/2016	0	(1,170)	SHORT	1,170
-15 C ABT 031816 38	PURCHASED	2/8/2016	3/18/2016	0	(1,320)	SHORT	1,320
-13 C ABT 112015 43	PURCHASED	9/24/2015	11/20/2015	0	(1,391)	SHORT	1,391
-12 C QCOM 041516 50	PURCHASED	2/26/2016	4/15/2016	0	(3,264)	SHORT	3,264
-10 C ABBV 112015 60	PURCHASED	9/24/2015	11/20/2015	0	(1,410)	SHORT	1,410
-22 C CSCO 031816 25	PURCHASED	1/15/2016	3/18/2016	0	(1,333)	SHORT	1,333
-19 C DAL 071715 43	PURCHASED	6/29/2015	7/17/2015	0	(1,732)	SHORT	1,732
-7 C WMT 021916 60	PURCHASED	1/15/2016	2/19/2016	0	(2,135)	SHORT	2,135
-11 C VZ 031816 47	PURCHASED	12/11/2015	3/18/2016	0	(660)	SHORT	660
-7 C VLO 031816 62 50	PURCHASED	2/10/2016	3/18/2016	0	(644)	SHORT	644
-12 C VZ 112015 44	PURCHASED	10/1/2015	11/20/2015	0	(696)	SHORT	696
-11 C CSX 021916 24	PURCHASED	1/11/2016	2/19/2016	0	(847)	SHORT	847
-10 C JPM 112015 62 50	PURCHASED	9/28/2015	11/20/2015	0	(1,170)	SHORT	1,170
-7 C JPM 031816 57 50	PURCHASED	2/11/2016	3/18/2016	0	(749)	SHORT	749
-12 C CTSB 101615 62 50	PURCHASED	9/29/2015	10/16/2015	0	(888)	SHORT	888
-19 C GE 041516 30	PURCHASED	2/10/2016	4/15/2016	0	(876)	SHORT	876
-24 C GE 112015 25	PURCHASED	9/15/2015	11/13/2015	0	(2,160)	SHORT	2,160
-10 C WFC 112015 55	PURCHASED	9/4/2015	11/20/2015	0	(820)	SHORT	820
-13 C LUV 121815 42	PURCHASED	9/24/2015	12/7/2015	0	(1,109)	SHORT	1,109
-18 C CSCO 101615 27	PURCHASED	8/24/2015	10/16/2015	0	(792)	SHORT	792
-8 C XOM 112015 75	PURCHASED	8/26/2015	11/6/2015	0	(1,220)	SHORT	1,220
-11 C CCE 082115 48	PURCHASED	5/20/2015	8/21/2015	0	(1,502)	SHORT	1,502
-12 C KO 031816 42	PURCHASED	1/15/2016	3/10/2016	0	(1,074)	SHORT	1,074
-10 C CMCSA 101615 56 50	PURCHASED	9/29/2015	10/16/2015	0	(850)	SHORT	850
-18 C INTC 031816 31	PURCHASED	1/15/2016	3/18/2016	0	(1,332)	SHORT	1,332
-18 C PFE 061716 31	PURCHASED	3/29/2016	5/10/2016	0	(864)	SHORT	864
-11 C C 112015 52 50	PURCHASED	9/23/2015	11/20/2015	0	(1,252)	SHORT	1,252
-11 C C 021916 38	PURCHASED	2/8/2016	2/19/2016	0	(1,225)	SHORT	1,225
-12 C C 071715 55	PURCHASED	4/27/2015	7/17/2015	0	(1,140)	SHORT	1,140
-8 C V 112015 72 50	PURCHASED	10/7/2015	11/9/2015	0	(2,145)	SHORT	2,145
-22 C PFE 082115 34	PURCHASED	6/30/2015	8/4/2015	0	(1,083)	SHORT	1,083
-8 C SO 061716 50	PURCHASED	6/1/2016	6/17/2016	0	(312)	SHORT	312
-11 C DFS 021916 45 50	PURCHASED	2/8/2016	2/19/2016	0	(851)	SHORT	851
-11 C DOW 031816 48	PURCHASED	1/12/2016	3/18/2016	0	(1,319)	SHORT	1,319
-23 C DHI 112015 32	PURCHASED	8/26/2015	11/20/2015	0	(1,704)	SHORT	1,704
-19 C MS 052016 25	PURCHASED	2/24/2016	4/26/2016	0	(1,729)	SHORT	1,729
-11 C HAL 041516 34	PURCHASED	2/24/2016	4/15/2016	0	(941)	SHORT	941
-15 C HAL 101615 37	PURCHASED	8/24/2015	10/16/2015	0	(2,182)	SHORT	2,182
-16 C PYPL 021916 31	PURCHASED	1/20/2016	2/19/2016	0	(2,560)	SHORT	2,560
-18 C KMI 101615 30	PURCHASED	9/28/2015	10/16/2015	0	(768)	SHORT	768
-8 C HCA 031816 72 50	PURCHASED	1/12/2016	3/18/2016	0	(1,486)	SHORT	1,486
-17 C KR 101615 37 50	PURCHASED	9/2/2015	10/16/2015	0	(946)	SHORT	946
-8 C LOW 041516 67 50	PURCHASED	2/11/2016	4/15/2016	0	(1,355)	SHORT	1,355
-10 C LOW 112015 72 50	PURCHASED	9/23/2015	11/20/2015	0	(984)	SHORT	984
-20 C USB 071715 44	PURCHASED	5/26/2015	7/17/2015	0	(1,110)	SHORT	1,110
-13 C MET 112015 47 50	PURCHASED	9/23/2015	11/3/2015	0	(2,205)	SHORT	2,205
-8 C MDT 021916 75	PURCHASED	1/11/2016	2/19/2016	0	(888)	SHORT	888
-11 C MSFT 121815 47	PURCHASED	10/7/2015	11/16/2015	0	(1,749)	SHORT	1,749
-22 C INTC 101615 31	PURCHASED	7/21/2015	10/16/2015	0	(1,107)	SHORT	1,107
-7 C MON 112015 90	PURCHASED	9/22/2015	11/20/2015	0	(1,442)	SHORT	1,442
-11 C MYL 101615 42	PURCHASED	9/28/2015	10/16/2015	0	(1,771)	SHORT	1,771
-15 C ORCL 021916 35	PURCHASED	1/14/2016	2/19/2016	0	(1,080)	SHORT	1,080
-8 C MO 031816 60	PURCHASED	12/23/2015	3/10/2016	0	(940)	SHORT	940
-11 C EXC 011516 27	PURCHASED	12/9/2015	1/15/2016	0	(726)	SHORT	726
-22 C SCHW 112015 29	PURCHASED	9/24/2015	11/20/2015	0	(1,779)	SHORT	1,779

ATTACHMENT TO. FORM 990-PF, PART IV, LINE I
CAPITAL GAINS AND LOSSES FOR TAX ON INVESTMENT INCOME

Description	How Acquired	Date Acquired	Date Sold	Sales Price	Cost Basis	Term	Gain (Loss)
-15 C LUV 091815 36	PURCHASED	6/29/2015	9/18/2015	0	(1 513)	SHORT	1 513
-13 C SBUX 101615 55	PURCHASED	5/28/2015	10/16/2015	0	(1 545)	SHORT	1,545
-8 C TJX 041516 72 50	PURCHASED	1/21/2016	4/15/2016	0	(1,178)	SHORT	1 178
-10 C FL 082115 65	PURCHASED	5/26/2015	8/21/2015	0	(1,660)	SHORT	1 660
Total Short Term Sales				4,783,149	4,924,607	SHORT	(141,458)
1,255 34 FRK GLD & PREC MTLs A	PURCHASED	12/9/2009	8/17/2015	15,616	50,000	LONG	(34 384)
1,121 84 FRK GLD & PREC MTLs A	PURCHASED	2/22/2013	8/17/2015	13 956	29,673	LONG	(15 717)
2,000 GENERAL ELECTRIC COMPANY	PURCHASED	10/22/2014	2/11/2016	54 216	50,771	LONG	3 445
27 89 GENERAL ELECTRIC COMPANY	PURCHASED	1/26/2015	2/11/2016	756	690	LONG	66
1,400 PLAINS ALL AMERN PIPELIN	PURCHASED	3/16/2011	1/29/2016	28,815	34,040	LONG	(5 225)
31 70399 PLAINS ALL AMERN PIPELIN	PURCHASED	5/13/2011	1/29/2016	653	793	LONG	(140)
32 85799 PLAINS ALL AMERN PIPELIN	PURCHASED	8/12/2011	1/29/2016	676	819	LONG	(143)
31 65199 PLAINS ALL AMERN PIPELIN	PURCHASED	11/14/2011	1/29/2016	651	838	LONG	(187)
26 53599 PLAINS ALL AMERN PIPELIN	PURCHASED	2/14/2012	1/29/2016	546	868	LONG	(322)
27 40999 PLAINS ALL AMERN PIPELIN	PURCHASED	5/15/2012	1/29/2016	564	901	LONG	(337)
26 62605 PLAINS ALL AMERN PIPELIN	PURCHASED	8/14/2012	1/29/2016	548	929	LONG	(381)
26 301 PLAINS ALL AMERN PIPELIN	PURCHASED	11/14/2012	1/29/2016	541	966	LONG	(425)
22 626 PLAINS ALL AMERN PIPELIN	PURCHASED	2/14/2013	1/29/2016	466	1,030	LONG	(565)
21 622 PLAINS ALL AMERN PIPELIN	PURCHASED	5/15/2013	1/29/2016	445	1,076	LONG	(631)
17 81 PLAINS ALL AMERN PIPELIN	PURCHASED	8/14/2013	1/29/2016	367	820	LONG	(453)
19 373 PLAINS ALL AMERN PIPELIN	PURCHASED	11/14/2013	1/29/2016	399	846	LONG	(447)
19 075 PLAINS ALL AMERN PIPELIN	PURCHASED	2/14/2014	1/29/2016	393	893	LONG	(500)
18 875 PLAINS ALL AMERN PIPELIN	PURCHASED	5/15/2014	1/29/2016	388	933	LONG	(545)
18 995 PLAINS ALL AMERN PIPELIN	PURCHASED	8/14/2014	1/29/2016	391	982	LONG	(591)
21 512 PLAINS ALL AMERN PIPELIN	PURCHASED	11/14/2014	1/29/2016	443	1,025	LONG	(583)
0 502 JAMES APH GL RL EST A	PURCHASED	4/3/2012	7/7/2015	10	10	LONG	(0)
26 835 JAMES APH GL RL EST A	PURCHASED	4/3/2012	7/7/2015	528	544	LONG	(16)
60 744 JAMES APH GL RL EST A	PURCHASED	7/3/2012	7/7/2015	1,194	1,235	LONG	(41)
26 708 JAMES APH GL RL EST A	PURCHASED	7/3/2012	7/7/2015	525	543	LONG	(18)
6,538 80 JAMES APH GL RL EST A	PURCHASED	9/20/2012	7/7/2015	128,553	150,000	LONG	(21,447)
138 586 JAMES APH GL RL EST A	PURCHASED	10/1/2012	7/7/2015	2,725	3,035	LONG	(310)
127 625 JAMES APH GL RL EST A	PURCHASED	10/1/2012	7/7/2015	2,509	2,795	LONG	(286)
362 797 JAMES APH GL RL EST A	PURCHASED	12/27/2012	7/7/2015	7,133	7,974	LONG	(842)
244 171 JAMES APH GL RL EST A	PURCHASED	12/27/2012	7/7/2015	4 800	5,367	LONG	(566)
213 8 JAMES APH GL RL EST A	PURCHASED	3/28/2013	7/7/2015	4,203	4,855	LONG	(652)
13 762 JAMES APH GL RL EST A	PURCHASED	3/28/2013	7/7/2015	271	313	LONG	(42)
140 928 JAMES APH GL RL EST A	PURCHASED	6/28/2013	7/7/2015	2,771	3,010	LONG	(240)
128 959 JAMES APH GL RL EST A	PURCHASED	6/28/2013	7/7/2015	2,535	2,755	LONG	(219)
2,297 79 JAMES APH GL RL EST A	PURCHASED	9/20/2013	7/7/2015	45,175	50,000	LONG	(4,825)
389 924 JAMES APH GL RL EST A	PURCHASED	9/27/2013	7/7/2015	7,666	8 243	LONG	(577)
38 642 JAMES APH GL RL EST A	PURCHASED	9/27/2013	7/7/2015	760	817	LONG	(57)
646 275 JAMES APH GL RL EST A	PURCHASED	12/26/2013	7/7/2015	12,706	12,854	LONG	(149)
82 443 JAMES APH GL RL EST A	PURCHASED	12/26/2013	7/7/2015	1,621	1,640	LONG	(19)
12 96 JAMES APH GL RL EST A	PURCHASED	12/26/2013	7/7/2015	255	258	LONG	(3)
267 167 JAMES APH GL RL EST A	PURCHASED	3/28/2014	7/7/2015	5,253	5,359	LONG	(107)
81 594 JAMES APH GL RL EST A	PURCHASED	3/28/2014	7/7/2015	1,604	1,637	LONG	(33)
304 994 JAMES APH GL RL EST A	PURCHASED	6/27/2014	7/7/2015	5,996	6,423	LONG	(427)
58 JAMES APH GL RL EST A	PURCHASED	6/27/2014	7/7/2015	1,140	1,221	LONG	(81)
1,753 55 TARGA RESOURCES PTNRS LP	PURCHASED	10/23/2014	1/12/2016	22,099	86,372	LONG	(64,273)
33 99274 TARGA RESOURCES PTNRS LP	PURCHASED	11/14/2014	1/12/2016	428	1,527	LONG	(1,098)
800 TEEKAY LNG PARTNERS LP	PURCHASED	4/17/2008	10/22/2015	19,676	7,437	LONG	12,239
152 325 TEEKAY LNG PARTNERS LP	PURCHASED	2/13/2009	10/22/2015	3,747	1,293	LONG	2,454
165 735 TEEKAY LNG PARTNERS LP	PURCHASED	5/19/2009	10/22/2015	4,076	934	LONG	3,143
140 663 TEEKAY LNG PARTNERS LP	PURCHASED	8/18/2009	10/22/2015	3,460	1,729	LONG	1,730
122 451 TEEKAY LNG PARTNERS LP	PURCHASED	11/17/2009	10/22/2015	3,012	2,047	LONG	964

ATTACHMENT TO FORM 990-PF, PART IV, LINE I
CAPITAL GAINS AND LOSSES FOR TAX ON INVESTMENT INCOME

Description	How Acquired	Date Acquired	Date Sold	Sales Price	Cost Basis	Term	Gain (Loss)
119 149 TEEKAY LNG PARTNERS LP	PURCHASED	2/16/2010	10/22/2015	2,931	1,644	LONG	1 286
81 418 TEEKAY LNG PARTNERS LP	PURCHASED	5/17/2010	10/22/2015	2,003	1,296	LONG	706
71 84 TEEKAY LNG PARTNERS LP	PURCHASED	8/16/2010	10/22/2015	1,767	1,637	LONG	130
70 083 TEEKAY LNG PARTNERS LP	PURCHASED	11/15/2010	10/22/2015	1 724	1,708	LONG	16
69 676 TEEKAY LNG PARTNERS LP	PURCHASED	2/15/2011	10/22/2015	1 714	1,866	LONG	(152)
74 967 TEEKAY LNG PARTNERS LP	PURCHASED	5/16/2011	10/22/2015	1,844	2,042	LONG	(198)
80 563 TEEKAY LNG PARTNERS LP	PURCHASED	8/15/2011	10/22/2015	1,981	2,167	LONG	(186)
84 421 TEEKAY LNG PARTNERS LP	PURCHASED	11/15/2011	10/22/2015	2,076	2,199	LONG	(122)
75 957 TEEKAY LNG PARTNERS LP	PURCHASED	2/15/2012	10/22/2015	1,868	2,152	LONG	(284)
77 24 TEEKAY LNG PARTNERS LP	PURCHASED	5/15/2012	10/22/2015	1,900	2,438	LONG	(538)
78 36 TEEKAY LNG PARTNERS LP	PURCHASED	8/13/2012	10/22/2015	1,927	2,502	LONG	(575)
86 552 TEEKAY LNG PARTNERS LP	PURCHASED	11/12/2012	10/22/2015	2,129	2,407	LONG	(278)
49 111 TEEKAY LNG PARTNERS LP	PURCHASED	2/14/2013	10/22/2015	1,208	1,617	LONG	(409)
47 5 TEEKAY LNG PARTNERS LP	PURCHASED	5/14/2013	10/22/2015	1,168	1,672	LONG	(504)
38 599 TEEKAY LNG PARTNERS LP	PURCHASED	8/9/2013	10/22/2015	949	1,373	LONG	(424)
40 445 TEEKAY LNG PARTNERS LP	PURCHASED	11/11/2013	10/22/2015	995	1,438	LONG	(444)
42 217 TEEKAY LNG PARTNERS LP	PURCHASED	2/14/2014	10/22/2015	1,038	1,512	LONG	(474)
40 898 TEEKAY LNG PARTNERS LP	PURCHASED	5/9/2014	10/22/2015	1,006	1,573	LONG	(568)
44 569 TEEKAY LNG PARTNERS LP	PURCHASED	8/8/2014	10/22/2015	1 096	1,624	LONG	(528)
8,000 TEMPLE GLB BD A	PURCHASED	6/9/2011	3/11/2016	92,000	113,760	LONG	(21,760)
13,752 THORN INVT INC BLDR A	PURCHASED	7/23/2010	6/9/2016	268,439	250 011	LONG	18 428
5,353 32 THORN INVT INC BLDR A	PURCHASED	9/13/2010	6/9/2016	104,497	100,000	LONG	4 497
173 615 THORN INVT INC BLDR A	PURCHASED	9/28/2010	6/9/2016	3,389	3,175	LONG	214
366 063 THORN INVT INC BLDR A	PURCHASED	12/29/2010	6/9/2016	7,146	6,941	LONG	205
212 001 THORN INVT INC BLDR A	PURCHASED	3/29/2011	6/9/2016	4,138	4,126	LONG	13
634 805 THORN INVT INC BLDR A	PURCHASED	6/9/2011	6/9/2016	12,391	12,633	LONG	(241)
75,000 CHESPK ENRGY6 125 021521	PURCHASED	3/23/2011	10/30/2015	48,745	78,838	LONG	(30 093)
25,000 HOME INNS 2 0 121515	PURCHASED	5/19/2014	12/16/2015	25,000	24 411	LONG	589
50,000 DOW CHEM NOTE 2 5 021516	PURCHASED	1/19/2011	2/16/2016	50,000	48,723	LONG	1,277
2 445 98 FRK GLD & PREC MTLS A	PURCHASED	8/7/2009	8/17/2015	30,428	82 454	LONG	(52,026)
50,000 DOW INTRNTS 2 35 121519	PURCHASED	12/8/2014	12/15/2015	50,000	50,000	LONG	0
1,402 8HERCULES TECH GRW 7%	PURCHASED	9/19/2012	12/18/2015	35,050	35,050	LONG	0
192 CHEVRON CORP	PURCHASED	6/19/2012	8/3/2015	16,425	19,989	LONG	(3 564)
89 CHEVRON CORP	PURCHASED	12/11/2012	8/3/2015	7,614	9,601	LONG	(1 988)
503 FLOWSERVE CORP	PURCHASED	4/15/2015	6/13/2016	25,363	29,786	LONG	(4 423)
442 TRIUMPH GROUP INC	PURCHASED	1/31/2013	10/2/2015	18,086	31,002	LONG	(12 916)
172 VALMONT INDUSTRIES INC	PURCHASED	6/19/2012	7/24/2015	19,422	20,263	LONG	(841)
47 VALMONT INDUSTRIES INC	PURCHASED	12/11/2012	7/24/2015	5,307	6,478	LONG	(1,170)
800 ALTRIA GROUP INC	PURCHASED	1/21/2015	3/10/2016	48 939	43,358	LONG	5,581
800 FASTENAL COMPANY	PURCHASED	4/22/2014	8/25/2015	29,901	40,211	LONG	(10,309)
2,500 MKT VCTR OIL SVCS ETF	PURCHASED	11/1/2013	7/7/2015	81,262	122 682	LONG	(41,420)
200 MKT VCTR OIL SVCS ETF	PURCHASED	7/1/2014	7/7/2015	6,501	11,548	LONG	(5,047)
1,100 ORACLE CORP	PURCHASED	12/22/2014	2/19/2016	39,291	50,575	LONG	(11,284)
CAPITAL GAIN DIVIDEND				16,963	0	LONG	16,963
Total Long Term Sales				1,494,880	1,781,604	LONG	(286,724)
Total Sales				6,278,029	6,706,211		(428,182)

2015

THE HOPPE FOUNDATION

EIN: 91-2144087

**ATTACHMENT TO: FORM 990-PF, PART II, LINE 10B
INVESTMENTS - CORPORATE STOCKS**

Corporate Stocks	Valuation Method	Book Value	Fair Market Value
866 ABBOTT LABORATORIES	COST	35,959	34.042
1,500 ABBOTT LABORATORIES	COST	61.185	58.965
1,500 ACTIVISION BLIZZARD INC	COST	52.316	59.445
510 AETNA INC	COST	35.466	62.286
800 AMERICAN EXPRESS COMPANY	COST	51,014	48.608
746 AMERICAN WATER WORKS	COST	37,260	63.044
256 AMGEN INC	COST	38.569	38.950
1,200 ANADARKO PETROLEUM CORP	COST	59.446	63.900
362 ANHEUSER BUSCH	COST	32.375	47.668
(409) CALL OPTIONS	COST	(33.457)	(43.921)
1.100 CERNER CORP	COST	58,666	64.460
1,534 CISCO SYSTEMS INC	COST	30.056	44.010
2.200 CISCO SYSTEMS INC	COST	61.561	63.118
1,500 CITIGROUP INC	COST	57.761	63.585
1,100 COGNIZANT TECH SOLUTIONS CORP	COST	70.675	62.964
800 COMCAST CORP	COST	44.343	52.152
358 DANAHER CORP	COST	27,699	36.158
479 DAVITA HEALTHCARE PTNRS INC	COST	37.611	37.036
1,100 DELTA AIRLINES INC	COST	52.085	40.073
476 DR PEPPER SNAPPLE GROUP INC	COST	37.031	45.996
455 EBAY INC	COST	10.631	10.652
1,100 EMERSON ELECTRIC COMPANY	COST	53.952	57.376
1,400 EXELON CORP	COST	38.171	50.904
800 EXPRESS SCRIPTS HLDG COMPANY	COST	54.643	60.640
12,877 FARMLAND PARTNERS, INC	COST	151.404	145.768
2,300 GENERAL ELECTRIC COMPANY	COST	71.262	72.404
1,500 HALLIBURTON CO	COST	57.877	67.935
427 HERSHEY COMPANY	COST	38.958	48.460
361 HONEYWELL INTL INC	COST	35.794	41.992
1.800 INTEL CORP	COST	57,880	59.040
1,500 INTERNATIONAL PAPER COMPANY	COST	62,118	63.570
8,000 ISHARES SILVER TRUST	COST	175.238	142.920
1,100 JP MORGAN CHASE & CO	COST	66.044	68.354
1.500 KROGER COMPANY	COST	57.406	55.185
1,100 L BRANDS INC	COST	69.834	73.843
1,106 MICROSOFT CORP	COST	32.548	56.594
1.100 MICROSOFT CORP	COST	59.297	56.287
1,400 MONDELEZ INTERNATIONAL INC	COST	57.758	63.714
384 NEXTERA ENERGY INC	COST	39.330	50.074
1.100 NIKE INC	COST	65.921	60.720
935 ORACLE CORP	COST	26.996	38.270

2015

THE HOPPE FOUNDATION

EIN: 91-2144087

**ATTACHMENT TO: FORM 990-PF, PART II, LINE 10B
INVESTMENTS - CORPORATE STOCKS**

Corporate Stocks	Valuation Method	Book Value	Fair Market Value
1,100 ORACLE CORP	COST	40.552	45.023
455 PAYPAL HOLDINGS INC	COST	16.441	16.612
1,500 PAYPAL HOLDINGS INC	COST	53.358	54.765
534 PEPSICO INC	COST	37.307	56.572
1,100 QUALCOMM INC	COST	56.853	58.927
255 RALPH LAUREN CORP	COST	37.272	22.853
1,100 REYNOLDS AMERICAN INC	COST	55.637	59.323
1,500 SECTOR HEALTHCARE SELECT	COST	104.445	107.558
365 SMUCKER JM CO	COST	36.447	55.630
1,000 SPDR GOLD TR	COST	120.675	126.470
700 STARBUCKS CORP	COST	43.431	39.984
6,042 TCP CAPITAL CORP	COST	102.551	92.317
583 TJX COMPANIES	COST	25.241	45.025
1,900 TWENTY FIRST CENTURY FOX INC	COST	55.237	51.395
700 V F CORP	COST	45.070	43.043
700 VALERO ENERGY CORP	COST	46.662	35.700
419 VARIAN MEDICAL SYS	COST	26.533	34.454
1,100 VERIZON COMMUNICATIONS INC	COST	59.451	61.424
522 WALMART STORES INC	COST	36.172	38.116
800 WALMART STORES INC	COST	50.071	58.416
1,100 WELLS FARGO & CO NEW	COST	61.585	52.063
TOTAL CORPORATE STOCKS		3,241,673	3,442,913

2015

THE HOPPE FOUNDATION

EIN: 91-2144087

**ATTACHMENT TO: FORM 990-PF, PART II, LINE 10C
INVESTMENTS - CORPORATE BONDS**

Corporate Bonds	Valuation Method	Book Value	Fair Market Value
25,000 AIRGAS INC 1 65%	COST	25,120	25,091
25,000 ALCOA INC	COST	24,630	25,375
75,000 ALLEGHENY TECHS INC 6 375%	COST	74,597	62,625
50,000 ALLY FINL INC 4 0%	COST	50,000	49,271
75,000 AMERICAN TOWER CORP 5 05%	COST	74,574	83,395
2,342 ARES CAPITAL CORP 5 875%	COST	57,941	60,584
50,000 ARROW ELECTRONICS 5 125%	COST	49,519	54,322
50,000 AT&T INC 2 625%	COST	47,412	50,063
50,000 ATLAS PIPELINE PTNRS 4 75%	COST	48,880	50,382
20,000 AUTODESK INC	COST	19,892	20,449
2,046 BANC CALIFORNIA INC 7%	COST	51,226	54,085
100,000 BIO RAD LAB INC 4 875%	COST	99,005	110,642
50,000 BLOCK FINANCIAL 5 5%	COST	50,331	54,065
50,000 BOSTON SCIENTIFIC CORP 2 65%	COST	50,430	51,110
60,000 CAPITAL ONE FINANCIAL CORP 3 75%	COST	59,821	62,597
75,000 CENTURYTEL INC 5 80%	COST	73,132	72,821
1,017 CITIGROUP INC 6 3%	COST	25,438	27,146
45,000 CITIZENS UTILITY CO 7 0%	COST	43,484	36,281
75,000 COMPUTER SCIENCES CORP 4 45%	COST	75,103	79,955
25,000 CONTINENTAL RES INC 3 8%	COST	23,897	21,813
50,000 DIRECTV HLDGGS 4 45%	COST	50,667	54,931
50,000 DOLLAR GENERAL CORP 3 25%	COST	47,880	51,909
30,000 DOMTAR CORP 4 4%	COST	29,282	31,109
50,000 DOW CHEMICALS 3 95%	COST	50,000	50,008
2,000 DTE ENERGY COMPANY 5 375%	COST	50,985	52,040
25,000 EBAY INC 3 8%	COST	26,128	26,565
50,000 EXPRESS SCRIPTS HOLDINGS 3 5%	COST	49,551	51,618
50,000 FLEXTRONICS INT'L 4 625%	COST	50,881	51,750
25,000 FLOWSERVE CORP 3 5%	COST	24,377	25,767
50,000 FREEPORT MCMORAN INC 4 55%	COST	50,084	43,750
50,000 FREEPORT MCMORAN INC 5 4%	COST	46,655	39,750
50,000 FRONTIER COMNS 6 25%	COST	50,211	47,138
50,000 FRONTIER COMNS 7 125%	COST	52,227	44,750
50,000 GAP INC 5 95%	COST	49,121	52,149
50,000 HEALTHCARE REIT 5 25%	COST	50,439	56,168
1,841 HERCULES TECH GROWTH 7%	COST	47,220	47,316
1,598 HERCULES TECH GROWTH 7 0%	COST	41,102	40,787
50,000 HESS CORP 3 5%	COST	50,017	48,193
50,000 HOSPITALITY PPTYS 4 65%	COST	50,439	50,914
50,000 INFINITY PPTY & CAS CORP 5 0%	COST	52,516	53,238
25,000 INTERNATIONAL LEASE FIN CORP 3 875%	COST	24,771	25,458
10,000 INTERNATIONAL LEASE FIN CORP 4 625%	COST	10,248	10,300
50,000 IRON MOUNTAIN INC 6 0%	COST	50,352	52,625
50,000 JEFFERIES GROUP INC 5 125%	COST	49,847	52,526
50,000 KELLOGG CO 4 0%	COST	49,523	54,803
50,000 LEUCADIA NATL 5 5%	COST	50,748	50,895

2015

THE HOPPE FOUNDATION

EIN: 91-2144087

**ATTACHMENT TO: FORM 990-PF, PART II, LINE 10C
INVESTMENTS - CORPORATE BONDS**

Corporate Bonds	Valuation Method	Book Value	Fair Market Value
50,000 LINN ENERGY LLC 6 5%	COST	44,005	8,813
50,000 MANULIFE FINANCIAL 4 9%	COST	50,027	55,460
85,000 MASTEC INC 4 875%	COST	79,480	78,838
35,000 MERRILL LYNCH & CO	COST	32,526	33,776
50,000 NEWMONT MINING 3 5%	COST	45,734	51,919
50,000 ONEOK INC 6 0%	COST	51,165	44,317
50,000 OSHKOSH CORP	COST	50,345	51,375
65,000 PENNEY JC INC	COST	62,934	66,300
50,000 PHH CORP 6 375%	COST	49,443	43,875
25,000 PROSPECT CAP CORP 5 0%	COST	25,000	24,442
50,000 PROSPECT CAPITAL 5 75%	COST	50,000	44,101
75,000 RESOLUTE FST PRODUCTS 5 875%	COST	73,310	59,063
50,000 STAPLES INC 4 375%	COST	49,689	50,921
3,456 STIFEL FINANCIAL 5 375%	COST	88,333	87,083
50,000 STIFEL FINL CORP 3 5%	COST	50,329	50,680
50,000 STIFEL FINL CORP 4 255%	COST	50,285	51,281
50,000 SUBURBAN PROPANE PARTNER 5 5%	COST	49,723	49,125
50,000 TEREX CORP	COST	50,879	50,063
50,000 TESORO CORP 5 375%	COST	50,099	51,000
50,000 TRANSOCEAN INC 6 5%	COST	47,792	44,435
100,000 TRIUMPH GRP INC 4 875%	COST	100,533	94,000
75,000 VERISIGN INC 4 625%	COST	74,874	75,938
50,000 WALGREEN CO 3 1%	COST	49,137	51,505
50 WELLS FARGO & CO 4 5%	COST	64,505	64,960
2,000 WELLS FARGO & CO 5 5%	COST	51,205	51,560
TOTAL CORPORATE BONDS		\$ 3,571,055	\$ 3,553,359

2015

THE HOPPE FOUNDATION

EIN: 91-2144087

**ATTACHMENT TO: FORM 990-PF, PART II, LINE 13
INVESTMENTS - OTHER**

		Valuation Method	Book Value	Fair Market Value
Other Publicly Traded Securities				
21,478	AMERICAFIRST DEF GWTH	COST	247,628	242,704
15,055	CENTRAL FUND CANADA LTD	COST	228,986	209,262
7,321	CUSHING RENAISSANCE	COST	176,461	114,719
8,341	FRANKLIN GOLD & PREC	COST	170,327	181,255
400,000	GNMA 5% (36202DVL2)	COST	21,454	20,145
500,000	GNMA 5% (36202DYY4)	COST	40,611	39,787
125,000	GNMA 5% (36202DW64)	COST	4,385	2,257
95,000	GNMA 5% (36202TCR5)	COST	16,192	15,538
600,000	GNMA 5 0% (36202EH36)	COST	45,740	63,467
75,000	GNMA 5 5% (36202EG45)	COST	8,515	6,567
39,000	GNMA 5 5% (36202EEV7)	COST	5,217	4,260
100,000	GNMA 6% (36201PU52)	COST	5,275	1,991
400,000	GNMA 6% (36290SCV1)	COST	65,203	55,076
200,000	GNMA 6 0% (36202D2F7)	COST	11,182	12,265
250,000	GNMA 7% (36210A2R7)	COST	10,163	6,284
550,000	GNMA II 5 0% (36202EHR3)	COST	42,150	45,314
300,000	GNMA II 5 0% (36202EJV2)	COST	31,018	32,670
246,000	GNMA II 5 5% (36202C7K3)	COST	8,355	5,484
400,000	GNMA II 5 5% (36202DSW2)	COST	9,247	2,170
500,000	GNMA II 6 5% (36202DSC6)	COST	6,377	6,912
11,340	OPPENHEIMER STEELPATH MLP	COST	112,121	83,463
34,328	PRINCIPAL PREFERRED SECURITIES	COST	354,877	348,776
7,233	ROYCE VALUE TRUST	COST	101,881	85,136
15,847	RUSSELL LIFEPOINTS BAL STR	COST	141,656	176,533
8,936	TEMPLETON GLOBAL BD	COST	121,815	101,603
21,381	THORNBURG INCOME BLDR	COST	432,197	413,723
77,985	VIRTUS MULT SECT S/T	COST	380,758	368,869
TOTAL OTHER PUBLICLY TRADED SECURITIES			\$ 2,799,791	\$ 2,646,230
Other Securities				
1,012 0	OAKTREE CAPITAL GROUP LLC	COST	50,207	45,298
TOTAL OTHER SECURITIES			\$ 50,207	\$ 45,298
Total			\$ 2,849,998	\$ 2,691,528