






See a Social Security Number? Say Something!  
Report Privacy Problems to <https://public.resource.org/privacy>  
Or call the IRS Identity Theft Hotline at 1-800-908-4490




For calendar year 2015, or tax year beginning 07-01-2015 , and ending 06-30-2016

Name of foundation JEAN JACK AND MILDRED LEMONS CHARITABLE TRUST		<b>A Employer identification number</b> 43-6328116	
Number and street (or P O box number if mail is not delivered to street address) PO BOX 0634	Room/suite	<b>B Telephone number</b> (see instructions) (314) 418-2643	
City or town, state or province, country, and ZIP or foreign postal code MILWAUKEE, WI 532010634		<b>C</b> If exemption application is pending, check here <input type="checkbox"/>	
<b>G</b> Check all that apply <input type="checkbox"/> Initial return <input type="checkbox"/> Initial return of a former public charity <input type="checkbox"/> Final return <input type="checkbox"/> Amended return <input type="checkbox"/> Address change <input type="checkbox"/> Name change		<b>D 1.</b> Foreign organizations, check here <input type="checkbox"/>  <b>2.</b> Foreign organizations meeting the 85% test, check here and attach computation <input type="checkbox"/> <b>E</b> If private foundation status was terminated under section 507(b)(1)(A), check here <input type="checkbox"/>  <b>F</b> If the foundation is in a 60-month termination under section 507(b)(1)(B), check here <input type="checkbox"/>	
<b>H</b> Check type of organization <input checked="" type="checkbox"/> Section 501(c)(3) exempt private foundation <input type="checkbox"/> Section 4947(a)(1) nonexempt charitable trust <input type="checkbox"/> Other taxable private foundation			
<b>I</b> Fair market value of all assets at end of year (from Part II, col (c), line 16) <b>\$</b> 7,748,621		<b>J</b> Accounting method <input type="checkbox"/> Cash <input type="checkbox"/> Accrual <input type="checkbox"/> Other (specify) _____ (Part I, column (d) must be on cash basis )	

Part I Analysis of Revenue and Expenses <i>(The total of amounts in columns (b), (c), and (d) may not necessarily equal the amounts in column (a) (see instructions) )</i>		Revenue and expenses per books (a)	Net investment income (b)	Adjusted net income (c)	Disbursements for charitable purposes (d) (cash basis only)
Revenue	<b>1</b> Contributions, gifts, grants, etc , received (attach schedule) . . . . .				
	<b>2</b> Check <input checked="" type="checkbox"/> if the foundation is <b>not</b> required to attach Sch B . . . . .				
	<b>3</b> Interest on savings and temporary cash investments				
	<b>4</b> Dividends and interest from securities . . . . .	199,693	198,409		
	<b>5a</b> Gross rents . . . . .				
	<b>b</b> Net rental income or (loss) _____				
	<b>6a</b> Net gain or (loss) from sale of assets not on line 10 _____	-289,724			
	<b>b</b> Gross sales price for all assets on line 6a 6,134,475				
	<b>7</b> Capital gain net income (from Part IV, line 2) . . . .		0		
	<b>8</b> Net short-term capital gain . . . . .			0	
	<b>9</b> Income modifications . . . . .				
	<b>10a</b> Gross sales less returns and allowances				
Operating and Administrative Expenses	<b>b</b> Less Cost of goods sold . . . . .				
	<b>c</b> Gross profit or (loss) (attach schedule) . . . . .				
	<b>11</b> Other income (attach schedule) . . . . .				
	<b>12 Total.</b> Add lines 1 through 11 . . . . .	-90,031	198,409		
	<b>13</b> Compensation of officers, directors, trustees, etc	63,643	62,468		1,176
	<b>14</b> Other employee salaries and wages . . . . .		0	0	0
	<b>15</b> Pension plans, employee benefits . . . . .		0	0	
	<b>16a</b> Legal fees (attach schedule). . . . .				0
	<b>b</b> Accounting fees (attach schedule). . . . .	2,250	0	0	2,250
	<b>c</b> Other professional fees (attach schedule) . . . . .	1,000			1,000
	<b>17</b> Interest . . . . .				0
	<b>18</b> Taxes (attach schedule) (see instructions) . . . .	6,795	3,214		0
	<b>19</b> Depreciation (attach schedule) and depletion . . .	0	0		
	<b>20</b> Occupancy . . . . .				
	<b>21</b> Travel, conferences, and meetings . . . . .		0	0	
	<b>22</b> Printing and publications . . . . .		0	0	
	<b>23</b> Other expenses (attach schedule). . . . .	518	518		
	<b>24 Total operating and administrative expenses.</b> Add lines 13 through 23 . . . . .	74,206	66,200	0	4,426
	<b>25</b> Contributions, gifts, grants paid . . . . .	394,600			394,600
	<b>26 Total expenses and disbursements.</b> Add lines 24 and 25	468,806	66,200	0	399,026
	<b>27</b> Subtract line 26 from line 12				
	<b>a Excess of revenue over expenses and disbursements</b>	-558,837			
	<b>b Net investment income</b> (if negative, enter -0-)		132,209		
	<b>c Adjusted net income</b> (if negative, enter -0-)			0	

<b>Part II</b> <b>Balance Sheets</b> <small>Attached schedules and amounts in the description column should be for end-of-year amounts only (See instructions)</small>		Beginning of year	End of year	
		(a) Book Value	(b) Book Value	(c) Fair Market Value
<b>Assets</b>	<b>1</b> Cash—non-interest-bearing . . . . .			
	<b>2</b> Savings and temporary cash investments . . . . .	227,446	58,500	58,500
	<b>3</b> Accounts receivable ▶ _____ Less allowance for doubtful accounts ▶ _____		0	0
	<b>4</b> Pledges receivable ▶ _____ Less allowance for doubtful accounts ▶ _____			
	<b>5</b> Grants receivable . . . . .			
	<b>6</b> Receivables due from officers, directors, trustees, and other disqualified persons (attach schedule) (see instructions). . . . .			
	<b>7</b> Other notes and loans receivable (attach schedule) ▶ _____ Less allowance for doubtful accounts ▶ _____ 0			
	<b>8</b> Inventories for sale or use . . . . .			
	<b>9</b> Prepaid expenses and deferred charges . . . . .			
	<b>10a</b> Investments—U S and state government obligations (attach schedule)			
	<b>b</b> Investments—corporate stock (attach schedule) . . . . .	6,562,130 	3,865,288	4,084,569
	<b>c</b> Investments—corporate bonds (attach schedule) . . . . .	1,075,451 	661,170	668,624
	<b>11</b> Investments—land, buildings, and equipment basis ▶ _____ Less accumulated depreciation (attach schedule) ▶ _____			
	<b>12</b> Investments—mortgage loans . . . . .			
	<b>13</b> Investments—other (attach schedule) . . . . .		2,720,928	2,936,928
	<b>14</b> Land, buildings, and equipment basis ▶ _____ Less accumulated depreciation (attach schedule) ▶ _____			
	<b>15</b> Other assets (describe ▶ _____)			
	<b>16</b> <b>Total assets</b> (to be completed by all filers—see the instructions Also, see page 1, item I)	7,865,027	7,305,886	7,748,621
<b>Liabilities</b>	<b>17</b> Accounts payable and accrued expenses . . . . .			
	<b>18</b> Grants payable . . . . .			
	<b>19</b> Deferred revenue . . . . .			
	<b>20</b> Loans from officers, directors, trustees, and other disqualified persons			
	<b>21</b> Mortgages and other notes payable (attach schedule) . . . . .			
	<b>22</b> Other liabilities (describe ▶ _____)			
	<b>23</b> <b>Total liabilities</b> (add lines 17 through 22) . . . . .		0	
<b>Net Assets or Fund Balances</b>	<b>Foundations that follow SFAS 117, check here</b> ▶ <input type="checkbox"/> <b>and complete lines 24 through 26 and lines 30 and 31.</b>			
	<b>24</b> Unrestricted . . . . .			
	<b>25</b> Temporarily restricted . . . . .			
	<b>26</b> Permanently restricted . . . . .			
	<b>Foundations that do not follow SFAS 117, check here</b> ▶ <input checked="" type="checkbox"/> <b>and complete lines 27 through 31.</b>			
	<b>27</b> Capital stock, trust principal, or current funds . . . . .	7,865,027	7,305,886	
	<b>28</b> Paid-in or capital surplus, or land, bldg , and equipment fund			
	<b>29</b> Retained earnings, accumulated income, endowment, or other funds			
	<b>30</b> <b>Total net assets or fund balances</b> (see instructions) . . . . .	7,865,027	7,305,886	
	<b>31</b> <b>Total liabilities and net assets/fund balances</b> (see instructions) . . . . .	7,865,027	7,305,886	

**Part III**   **Analysis of Changes in Net Assets or Fund Balances**

<b>1</b>	Total net assets or fund balances at beginning of year—Part II, column (a), line 30 (must agree with end-of-year figure reported on prior year's return) . . . . .	<b>1</b>	7,865,027
<b>2</b>	Enter amount from Part I, line 27a . . . . .	<b>2</b>	-558,837
<b>3</b>	Other increases not included in line 2 (itemize) ▶ _____	<b>3</b>	0
<b>4</b>	Add lines 1, 2, and 3 . . . . .	<b>4</b>	7,306,190
<b>5</b>	Decreases not included in line 2 (itemize) ▶ _____ 	<b>5</b>	304
<b>6</b>	Total net assets or fund balances at end of year (line 4 minus line 5)—Part II, column (b), line 30 . . . . .	<b>6</b>	7,305,886

**Part IV Capital Gains and Losses for Tax on Investment Income**

List and describe the kind(s) of property sold (e g , real estate, <b>(a)</b> 2-story brick warehouse, or common stock, 200 shs MLC Co )		How acquired <b>(b)</b> P—Purchase D—Donation	Date acquired <b>(c)</b> (mo , day, yr )	Date sold <b>(d)</b> (mo , day, yr )
<b>1a</b>	See Additional Data Table			
<b>b</b>				
<b>c</b>				
<b>d</b>				
<b>e</b>				

<b>(e)</b> Gross sales price	Depreciation allowed <b>(f)</b> (or allowable)	Cost or other basis <b>(g)</b> plus expense of sale	Gain or (loss) <b>(h)</b> (e) plus (f) minus (g)
<b>a</b> See Additional Data Table			
<b>b</b>			
<b>c</b>			
<b>d</b>			
<b>e</b>			

Complete only for assets showing gain in column (h) and owned by the foundation on 12/31/69

<b>(i)</b> F M V as of 12/31/69	Adjusted basis <b>(j)</b> as of 12/31/69	Excess of col (i) <b>(k)</b> over col (j), if any	Gains (Col (h) gain minus col (k), but not less than -0-) or Losses (from col (h)) <b>(l)</b>
<b>a</b> See Additional Data Table			
<b>b</b>			
<b>c</b>			
<b>d</b>			
<b>e</b>			

<b>2</b>	Capital gain net income or (net capital loss)	<div>If gain, also enter in Part I, line 7 If (loss), enter -0- in Part I, line 7</div>	<b>2</b>	-289,724
<b>3</b>	Net short-term capital gain or (loss) as defined in sections 1222(5) and (6)  If gain, also enter in Part I, line 8, column (c) (see instructions) If (loss), enter -0- in Part I, line 8		<b>3</b>	

**Part V Qualification Under Section 4940(e) for Reduced Tax on Net Investment Income**

(For optional use by domestic private foundations subject to the section 4940(a) tax on net investment income )  
If section 4940(d)(2) applies, leave this part blank

Was the foundation liable for the section 4942 tax on the distributable amount of any year in the base period? ☐ Yes ☒ No  
If "Yes," the foundation does not qualify under section 4940(e) Do not complete this part

**1** Enter the appropriate amount in each column for each year, see instructions before making any entries

<b>(a)</b> Base period years Calendar year (or tax year beginning in)	<b>(b)</b> Adjusted qualifying distributions	<b>(c)</b> Net value of noncharitable-use assets	<b>(d)</b> Distribution ratio (col (b) divided by col (c))
2014	419,895	8,230,946	0 051014
2013	423,028	8,196,342	0 051612
2012	722,791	7,875,810	0 091774
2011	324,756	7,574,414	0 042875
2010	384,346	7,798,090	0 049287

<b>2</b>	Total of line 1, column (d).	<b>2</b>	0 286562
<b>3</b>	Average distribution ratio for the 5-year base period—divide the total on line 2 by 5, or by the number of years the foundation has been in existence if less than 5 years	<b>3</b>	0 057312
<b>4</b>	Enter the net value of noncharitable-use assets for 2015 from Part X, line 5.	<b>4</b>	7,757,198
<b>5</b>	Multiply line 4 by line 3.	<b>5</b>	444,581
<b>6</b>	Enter 1% of net investment income (1% of Part I, line 27b).	<b>6</b>	1,322
<b>7</b>	Add lines 5 and 6.	<b>7</b>	445,903
<b>8</b>	Enter qualifying distributions from Part XII, line 4.	<b>8</b>	399,026

If line 8 is equal to or greater than line 7, check the box in Part VI, line 1b, and complete that part using a 1% tax rate See  
the Part VI instructions

**Part VI Excise Tax Based on Investment Income (Section 4940(a), 4940(b), 4940(e), or 4948—see page 18 of the instructions)**

<b>1a</b>	Exempt operating foundations described in section 4940(d)(2), check here <input type="checkbox"/> and enter "N/A" on line 1 Date of ruling or determination letter _____ <b>(attach copy of letter if necessary—see instructions)</b>	<b>1</b>	2,644
<b>b</b>	Domestic foundations that meet the section 4940(e) requirements in Part V, check here <input type="checkbox"/> and enter 1% of Part I, line 27b . . . . .		
<b>c</b>	All other domestic foundations enter 2% of line 27b. Exempt foreign organizations enter 4% of Part I, line 12, col (b)		
<b>2</b>	Tax under section 511 (domestic section 4947(a)(1) trusts and taxable foundations only. Others enter -0-)	<b>2</b>	0
<b>3</b>	Add lines 1 and 2. . . . .	<b>3</b>	2,644
<b>4</b>	Subtitle A (income) tax (domestic section 4947(a)(1) trusts and taxable foundations only. Others enter -0-)	<b>4</b>	0
<b>5</b>	<b>Tax based on investment income.</b> Subtract line 4 from line 3. If zero or less, enter -0- . . . . .	<b>5</b>	2,644
<b>6</b>	Credits/Payments		
<b>a</b>	2015 estimated tax payments and 2014 overpayment credited to 2015	<b>6a</b>	7,440
<b>b</b>	Exempt foreign organizations—tax withheld at source . . . . .	<b>6b</b>	
<b>c</b>	Tax paid with application for extension of time to file (Form 8868). . . . .	<b>6c</b>	0
<b>d</b>	Backup withholding erroneously withheld . . . . .	<b>6d</b>	
<b>7</b>	Total credits and payments. Add lines 6a through 6d. . . . .	<b>7</b>	7,440
<b>8</b>	Enter any <b>penalty</b> for underpayment of estimated tax. Check here <input type="checkbox"/> if Form 2220 is attached	<b>8</b>	0
<b>9</b>	<b>Tax due.</b> If the total of lines 5 and 8 is more than line 7, enter <b>amount owed</b> . . . . . <b>▶</b>	<b>9</b>	
<b>10</b>	<b>Overpayment.</b> If line 7 is more than the total of lines 5 and 8, enter the <b>amount overpaid</b> . . . <b>▶</b>	<b>10</b>	4,796
<b>11</b>	Enter the amount of line 10 to be <b>Credited to 2015 estimated tax</b> <b>▶</b> 2,644 <b>Refunded</b> <b>▶</b>	<b>11</b>	2,152

**Part VII-A Statements Regarding Activities**

<b>1a</b>	During the tax year, did the foundation attempt to influence any national, state, or local legislation or did it participate or intervene in any political campaign? . . . . .		<b>Yes</b>	<b>No</b>
<b>1a</b>				<b>No</b>
<b>b</b>	Did it spend more than \$100 during the year (either directly or indirectly) for political purposes (see Instructions for definition)? . . . . . <i>If the answer is "Yes" to 1a or 1b, attach a detailed description of the activities and copies of any materials published or distributed by the foundation in connection with the activities</i>	<b>1b</b>		<b>No</b>
<b>c</b>	Did the foundation file <b>Form 1120-POL</b> for this year? . . . . .	<b>1c</b>		<b>No</b>
<b>d</b>	Enter the amount (if any) of tax on political expenditures (section 4955) imposed during the year <b>(1)</b> On the foundation <b>▶</b> \$ _____ <b>(2)</b> On foundation managers <b>▶</b> \$ _____			
<b>e</b>	Enter the reimbursement (if any) paid by the foundation during the year for political expenditure tax imposed on foundation managers <b>▶</b> \$ _____			
<b>2</b>	Has the foundation engaged in any activities that have not previously been reported to the IRS? . . . . . <i>If "Yes," attach a detailed description of the activities</i>	<b>2</b>		<b>No</b>
<b>3</b>	Has the foundation made any changes, not previously reported to the IRS, in its governing instrument, articles of incorporation, or bylaws, or other similar instruments? <i>If "Yes," attach a conformed copy of the changes</i> . . . . .	<b>3</b>		<b>No</b>
<b>4a</b>	Did the foundation have unrelated business gross income of \$1,000 or more during the year? . . . . .	<b>4a</b>		<b>No</b>
<b>b</b>	If "Yes," has it filed a tax return on <b>Form 990-T</b> for this year? . . . . .	<b>4b</b>		
<b>5</b>	Was there a liquidation, termination, dissolution, or substantial contraction during the year? . . . . . <i>If "Yes," attach the statement required by General Instruction T</i>	<b>5</b>		<b>No</b>
<b>6</b>	Are the requirements of section 508(e) (relating to sections 4941 through 4945) satisfied either • By language in the governing instrument, or • By state legislation that effectively amends the governing instrument so that no mandatory directions that conflict with the state law remain in the governing instrument? . . . . .	<b>6</b>	<b>Yes</b>	
<b>7</b>	Did the foundation have at least \$5,000 in assets at any time during the year? <i>If "Yes," complete Part II, col (c), and Part XV</i> . . . . .	<b>7</b>	<b>Yes</b>	
<b>8a</b>	Enter the states to which the foundation reports or with which it is registered (see instructions) <b>▶</b> MO _____			
<b>b</b>	If the answer is "Yes" to line 7, has the foundation furnished a copy of Form 990-PF to the Attorney General (or designate) of each state as required by General Instruction G? <i>If "No," attach explanation</i> .	<b>8b</b>	<b>Yes</b>	
<b>9</b>	Is the foundation claiming status as a private operating foundation within the meaning of section 4942(j)(3) or 4942(j)(5) for calendar year 2015 or the taxable year beginning in 2015 (see instructions for Part XIV)? <i>If "Yes," complete Part XIV</i> . . . . .	<b>9</b>		<b>No</b>
<b>10</b>	Did any persons become substantial contributors during the tax year? <i>If "Yes," attach a schedule listing their names and addresses</i> . . . . .	<b>10</b>		<b>No</b>

Part VII-A Statements Regarding Activities (continued)

11	At any time during the year, did the foundation, directly or indirectly, own a controlled entity within the meaning of section 512(b)(13)? If "Yes," attach schedule (see instructions).	11		No
12	Did the foundation make a distribution to a donor advised fund over which the foundation or a disqualified person had advisory privileges? If "Yes," attach statement (see instructions)	12		No
13	Did the foundation comply with the public inspection requirements for its annual returns and exemption application? Website address ▶ N/A	13	Yes	
14	The books are in care of ▶ US BANK NA Telephone no ▶ (314) 418-2643 Located at ▶ PO BOX 387 ST LOUIS MO ZIP+4 ▶ 63166			
15	Section 4947(a)(1) nonexempt charitable trusts filing Form 990-PF in lieu of Form 1041 —Check here . . . . . ▶ <input type="checkbox"/> and enter the amount of tax-exempt interest received or accrued during the year . . . . . ▶ 15			
16	At any time during calendar year 2015, did the foundation have an interest in or a signature or other authority over a bank, securities, or other financial account in a foreign country? See instructions for exceptions and filing requirements for FinCEN Form 114, Report of Foreign Bank and Financial Accounts (FBAR) If "Yes", enter the name of the foreign country ▶	16	Yes	No

Part VII-B Statements Regarding Activities for Which Form 4720 May Be Required

File Form 4720 if any item is checked in the "Yes" column, unless an exception applies.			Yes	No
1a	During the year did the foundation (either directly or indirectly)			
	(1) Engage in the sale or exchange, or leasing of property with a disqualified person? <input type="checkbox"/> Yes <input checked="" type="checkbox"/> No			
	(2) Borrow money from, lend money to, or otherwise extend credit to (or accept it from) a disqualified person? <input type="checkbox"/> Yes <input checked="" type="checkbox"/> No			
	(3) Furnish goods, services, or facilities to (or accept them from) a disqualified person? <input type="checkbox"/> Yes <input checked="" type="checkbox"/> No			
	(4) Pay compensation to, or pay or reimburse the expenses of, a disqualified person? <input checked="" type="checkbox"/> Yes <input type="checkbox"/> No			
	(5) Transfer any income or assets to a disqualified person (or make any of either available for the benefit or use of a disqualified person)? <input type="checkbox"/> Yes <input checked="" type="checkbox"/> No			
	(6) Agree to pay money or property to a government official? (Exception. Check "No" if the foundation agreed to make a grant to or to employ the official for a period after termination of government service, if terminating within 90 days ). <input type="checkbox"/> Yes <input checked="" type="checkbox"/> No			
b	If any answer is "Yes" to 1a(1)–(6), did any of the acts fail to qualify under the exceptions described in Regulations section 53.4941(d)-3 or in a current notice regarding disaster assistance (see instructions)? <input type="checkbox"/> Organizations relying on a current notice regarding disaster assistance check here. ▶ <input type="checkbox"/>	1b		No
c	Did the foundation engage in a prior year in any of the acts described in 1a, other than excepted acts, that were not corrected before the first day of the tax year beginning in 2015? <input type="checkbox"/>	1c		No
2	Taxes on failure to distribute income (section 4942) (does not apply for years the foundation was a private operating foundation defined in section 4942(j)(3) or 4942(j)(5))			
a	At the end of tax year 2015, did the foundation have any undistributed income (lines 6d and 6e, Part XIII) for tax year(s) beginning before 2015? <input type="checkbox"/> Yes <input checked="" type="checkbox"/> No If "Yes," list the years ▶ 20____, 20____, 20____, 20____			
b	Are there any years listed in 2a for which the foundation is not applying the provisions of section 4942(a)(2) (relating to incorrect valuation of assets) to the year's undistributed income? (If applying section 4942(a)(2) to all years listed, answer "No" and attach statement—see instructions ). <input type="checkbox"/>	2b		No
c	If the provisions of section 4942(a)(2) are being applied to any of the years listed in 2a, list the years here ▶ 20____, 20____, 20____, 20____			
3a	Did the foundation hold more than a 2% direct or indirect interest in any business enterprise at any time during the year? <input type="checkbox"/> Yes <input checked="" type="checkbox"/> No			
b	If "Yes," did it have excess business holdings in 2015 as a result of (1) any purchase by the foundation or disqualified persons after May 26, 1969, (2) the lapse of the 5-year period (or longer period approved by the Commissioner under section 4943(c)(7)) to dispose of holdings acquired by gift or bequest, or (3) the lapse of the 10-, 15-, or 20-year first phase holding period? (Use Schedule C, Form 4720, to determine if the foundation had excess business holdings in 2015 ). <input type="checkbox"/>	3b		
4a	Did the foundation invest during the year any amount in a manner that would jeopardize its charitable purposes?	4a		No
b	Did the foundation make any investment in a prior year (but after December 31, 1969) that could jeopardize its charitable purpose that had not been removed from jeopardy before the first day of the tax year beginning in 2015?	4b		No

**Part VII-B Statements Regarding Activities for Which Form 4720 May Be Required (Continued)**

<b>5a</b>	During the year did the foundation pay or incur any amount to			
	<b>(1)</b> Carry on propaganda, or otherwise attempt to influence legislation (section 4945(e))?	<input type="checkbox"/> Yes <input checked="" type="checkbox"/> No		
	<b>(2)</b> Influence the outcome of any specific public election (see section 4955), or to carry on, directly or indirectly, any voter registration drive?	<input type="checkbox"/> Yes <input checked="" type="checkbox"/> No		
	<b>(3)</b> Provide a grant to an individual for travel, study, or other similar purposes?	<input type="checkbox"/> Yes <input checked="" type="checkbox"/> No		
	<b>(4)</b> Provide a grant to an organization other than a charitable, etc., organization described in section 4945(d)(4)(A)? (see instructions).	<input type="checkbox"/> Yes <input checked="" type="checkbox"/> No		
	<b>(5)</b> Provide for any purpose other than religious, charitable, scientific, literary, or educational purposes, or for the prevention of cruelty to children or animals?	<input type="checkbox"/> Yes <input checked="" type="checkbox"/> No		
<b>b</b>	If any answer is "Yes" to 5a(1)–(5), did <b>any</b> of the transactions fail to qualify under the exceptions described in Regulations section 53.4945 or in a current notice regarding disaster assistance (see instructions)?		<b>5b</b>	
	Organizations relying on a current notice regarding disaster assistance check here.	<input type="checkbox"/>		
<b>c</b>	If the answer is "Yes" to question 5a(4), does the foundation claim exemption from the tax because it maintained expenditure responsibility for the grant?	<input type="checkbox"/> Yes <input type="checkbox"/> No		
	<i>If "Yes," attach the statement required by Regulations section 53.4945–5(d)</i>			
<b>6a</b>	Did the foundation, during the year, receive any funds, directly or indirectly, to pay premiums on a personal benefit contract?	<input type="checkbox"/> Yes <input checked="" type="checkbox"/> No		
<b>b</b>	Did the foundation, during the year, pay premiums, directly or indirectly, on a personal benefit contract?		<b>6b</b>	<b>No</b>
	<i>If "Yes" to 6b, file Form 8870</i>			
<b>7a</b>	At any time during the tax year, was the foundation a party to a prohibited tax shelter transaction?	<input type="checkbox"/> Yes <input checked="" type="checkbox"/> No		
<b>b</b>	If yes, did the foundation receive any proceeds or have any net income attributable to the transaction?		<b>7b</b>	

**Part VIII Information About Officers, Directors, Trustees, Foundation Managers, Highly Paid Employees, and Contractors****1 List all officers, directors, trustees, foundation managers and their compensation (see instructions).**

(a) Name and address	Title, and average hours per week (b) devoted to position	(c) Compensation (If not paid, enter -0-)	(d) Contributions to employee benefit plans and deferred compensation	Expense account, (e) other allowances
US BANK NA PO BOX 387 ST LOUIS, MO 63166	TRUSTEE 1	63,643		
DR DENNIS SMITH 2700 MCCLELLAND BLVD JOPLIN, MO 64804	GRANT SELECTION COMMITTEE 0	0		
DR NORM RIDDER 2700 MCCLELLAND BLVD JOPLIN, MO 64804	GRANT SELECTION COMMITTEE 0	0		

**2 Compensation of five highest-paid employees (other than those included on line 1—see instructions). If none, enter "NONE."**

(a) Name and address of each employee paid more than \$50,000	Title, and average hours per week (b) devoted to position	(c) Compensation	Contributions to employee benefit plans and deferred compensation (d)	Expense account, (e) other allowances
NONE				

**Total** number of other employees paid over \$50,000. 

0

Part VIII

Information About Officers, Directors, Trustees, Foundation Managers, Highly Paid Employees, and Contractors *(continued)*

**3** Five highest-paid independent contractors for professional services (see instructions). If none, enter "NONE".

(a) Name and address of each person paid more than \$50,000	(b) Type of service	(c) Compensation
NONE		

Total number of others receiving over \$50,000 for professional services. . . . .▶0

Part IX-A

Summary of Direct Charitable Activities

List the foundation's four largest direct charitable activities during the tax year. Include relevant statistical information such as the number of organizations and other beneficiaries served, conferences convened, research papers produced, etc.

	Expenses
1	
2	
3	
4	

Part IX-B

Summary of Program-Related Investments (see instructions)

Describe the two largest program-related investments made by the foundation during the tax year on lines 1 and 2	Amount
1	
2	
All other program-related investments. See instructions.	
3	

Total. Add lines 1 through 3 . . . . .▶



**Part X Minimum Investment Return**

(All domestic foundations must complete this part. Foreign foundations, see instructions.)

<b>1</b>	Fair market value of assets not used (or held for use) directly in carrying out charitable, etc , purposes		
<b>a</b>	Average monthly fair market value of securities. . . . .	<b>1a</b>	7,623,137
<b>b</b>	Average of monthly cash balances. . . . .	<b>1b</b>	252,191
<b>c</b>	Fair market value of all other assets (see instructions). . . . .	<b>1c</b>	0
<b>d</b>	<b>Total</b> (add lines 1a, b, and c). . . . .	<b>1d</b>	7,875,328
<b>e</b>	Reduction claimed for blockage or other factors reported on lines 1a and 1c (attach detailed explanation). . . . .	<b>1e</b>	0
<b>2</b>	Acquisition indebtedness applicable to line 1 assets. . . . .	<b>2</b>	0
<b>3</b>	Subtract line 2 from line 1d. . . . .	<b>3</b>	7,875,328
<b>4</b>	Cash deemed held for charitable activities Enter 1 1/2% of line 3 (for greater amount, see instructions). . . . .	<b>4</b>	118,130
<b>5</b>	<b>Net value of noncharitable-use assets.</b> Subtract line 4 from line 3 Enter here and on Part V, line 4	<b>5</b>	7,757,198
<b>6</b>	<b>Minimum investment return.</b> Enter 5% of line 5. . . . .	<b>6</b>	387,860

**Part XI Distributable Amount**(see instructions) (Section 4942(j)(3) and (j)(5) private operating foundations and certain foreign organizations check here ☐ and do not complete this part.)

<b>1</b>	Minimum investment return from Part X, line 6. . . . .	<b>1</b>	387,860
<b>2a</b>	Tax on investment income for 2015 from Part VI, line 5. . . . .	<b>2a</b>	2,644
<b>b</b>	Income tax for 2015 (This does not include the tax from Part VI ). . . . .	<b>2b</b>	
<b>c</b>	Add lines 2a and 2b. . . . .	<b>2c</b>	2,644
<b>3</b>	Distributable amount before adjustments Subtract line 2c from line 1. . . . .	<b>3</b>	385,216
<b>4</b>	Recoveries of amounts treated as qualifying distributions. . . . .	<b>4</b>	0
<b>5</b>	Add lines 3 and 4. . . . .	<b>5</b>	385,216
<b>6</b>	Deduction from distributable amount (see instructions). . . . .	<b>6</b>	0
<b>7</b>	<b>Distributable amount</b> as adjusted Subtract line 6 from line 5 Enter here and on Part XIII, line 1. . . . .	<b>7</b>	385,216

**Part XII Qualifying Distributions** (see instructions)

<b>1</b>	Amounts paid (including administrative expenses) to accomplish charitable, etc , purposes		
<b>a</b>	Expenses, contributions, gifts, etc —total from Part I, column (d), line 26. . . . .	<b>1a</b>	399,026
<b>b</b>	Program-related investments—total from Part IX-B. . . . .	<b>1b</b>	0
<b>2</b>	Amounts paid to acquire assets used (or held for use) directly in carrying out charitable, etc , purposes. . . . .	<b>2</b>	0
<b>3</b>	Amounts set aside for specific charitable projects that satisfy the		
<b>a</b>	Suitability test (prior IRS approval required). . . . .	<b>3a</b>	0
<b>b</b>	Cash distribution test (attach the required schedule). . . . .	<b>3b</b>	0
<b>4</b>	<b>Qualifying distributions.</b> Add lines 1a through 3b Enter here and on Part V, line 8, and Part XIII, line 4	<b>4</b>	399,026
<b>5</b>	Foundations that qualify under section 4940(e) for the reduced rate of tax on net investment income Enter 1% of Part I, line 27b (see instructions). . . . .	<b>5</b>	0
<b>6</b>	<b>Adjusted qualifying distributions.</b> Subtract line 5 from line 4. . . . .	<b>6</b>	399,026

**Note:** The amount on line 6 will be used in Part V, column (b), in subsequent years when calculating whether the foundation qualifies for the section 4940(e) reduction of tax in those years

**Part XIII Undistributed Income** (see instructions)

	(a) Corpus	(b) Years prior to 2014	(c) 2014	(d) 2015
<b>1</b> Distributable amount for 2015 from Part XI, line 7				385,216
<b>2</b> Undistributed income, if any, as of the end of 2015				
<b>a</b> Enter amount for 2014 only. . . . .			0	
<b>b</b> Total for prior years 2013 , 20 , 20		0		
<b>3</b> Excess distributions carryover, if any, to 2015				
<b>a</b> From 2010. . . . .	0			
<b>b</b> From 2011. . . . .	0			
<b>c</b> From 2012. . . . .	32,289			
<b>d</b> From 2013. . . . .	30,107			
<b>e</b> From 2014. . . . .	15,788			
<b>f</b> Total of lines 3a through e. . . . .	78,184			
<b>4</b> Qualifying distributions for 2015 from Part XII, line 4 ► \$ 399,026				
<b>a</b> Applied to 2014, but not more than line 2a			0	
<b>b</b> Applied to undistributed income of prior years (Election required—see instructions). . . . .		0		
<b>c</b> Treated as distributions out of corpus (Election required—see instructions). . . . .	0			
<b>d</b> Applied to 2015 distributable amount. . . . .				385,216
<b>e</b> Remaining amount distributed out of corpus	13,810			
<b>5</b> Excess distributions carryover applied to 2015 (If an amount appears in column (d), the same amount must be shown in column (a) )	0			0
<b>6</b> Enter the net total of each column as indicated below:				
<b>a</b> Corpus Add lines 3f, 4c, and 4e Subtract line 5	91,994			
<b>b</b> Prior years' undistributed income Subtract line 4b from line 2b . . . . .		0		
<b>c</b> Enter the amount of prior years' undistributed income for which a notice of deficiency has been issued, or on which the section 4942(a) tax has been previously assessed. . . . .		0		
<b>d</b> Subtract line 6c from line 6b Taxable amount—see instructions . . . . .		0		
<b>e</b> Undistributed income for 2014 Subtract line 4a from line 2a Taxable amount—see instructions . . . . .			0	
<b>f</b> Undistributed income for 2016 Subtract lines 4d and 5 from line 1 This amount must be distributed in 2015 . . . . .				0
<b>7</b> Amounts treated as distributions out of corpus to satisfy requirements imposed by section 170(b)(1)(F) or 4942(g)(3) (Election may be required - see instructions). . . . .	0			
<b>8</b> Excess distributions carryover from 2010 not applied on line 5 or line 7 (see instructions). . .	0			
<b>9</b> Excess distributions carryover to 2016. Subtract lines 7 and 8 from line 6a . . . . .	91,994			
<b>10</b> Analysis of line 9				
<b>a</b> Excess from 2011. . . . .	0			
<b>b</b> Excess from 2012. . . . .	32,289			
<b>c</b> Excess from 2013. . . . .	30,107			
<b>d</b> Excess from 2014. . . . .	15,788			
<b>e</b> Excess from 2015. . . . .	13,810			

## Part XIV

--

**b** Check box to indicate whether the organization is a:

Tax year	Prior 3 years			(e) Total
(a) 2015	(b) 2014	(c) 2013	(d) 2012	

--	--	--	--	--

--	--	--	--	--

--	--	--	--	--

--	--	--	--	--

--	--	--	--	--

--	--	--	--	--

--	--	--	--	--

--	--	--	--	--

--	--	--	--	--

--	--	--	--	--

--	--	--	--	--

--	--	--	--	--

--	--	--	--	--

--	--	--	--	--


--	--	--	--	--

--	--	--	--	--


--	--	--	--	--


3. Calculate this cost if the association had \$1,000 in assets.

## Part XV

**1 Information Regarding Foundation Managers:**

Contributed more than 2% of the total contributions received by the foundation  
or have contributed more than \$5,000) (See section 507(d)(2) )

10% or more of the stock of a corporation (or an equally large portion of the  
which the foundation has a 10% or greater interest

**2 Information Regarding Contribution, Grant, Gift, Loan, Scholarship, etc., Programs:**

Contributions to preselected charitable organizations and does not accept or make gifts, grants, etc. (see instructions) to individuals or organizations under

mail address of the person to whom applications should be addressed

Submitted and information and materials they should include

as by geographical areas, charitable fields, kinds of institutions, or other

Part XV

Supplementary Information(continued)

3 Grants and Contributions Paid During the Year or Approved for Future Payment

Recipient	If recipient is an individual, show any relationship to any foundation manager or substantial contributor	Foundation status of recipient	Purpose of grant or contribution	Amount
Name and address (home or business)				
a Paid during the year See Additional Data Table				
Total . . . . .			▶ 3a	394,600
b Approved for future payment				
Total . . . . .			▶ 3b	

Enter gross amounts unless otherwise indicated

## Part XVI-B Relationship of Activities to the Accomplishment of Exempt Purposes

[illegible]

**1** Did the organization directly or indirectly engage in any of the following with any other organization described in section 501(c) of the Code (other than section 501(c)(3) organizations) or in section 527, relating to political organizations?

<b>a</b> Transfers from the reporting foundation to a noncharitable exempt organization of			
<b>(1)</b> Cash. . . . .	<b>1a(1)</b>		<b>No</b>
<b>(2)</b> Other assets. . . . .	<b>1a(2)</b>		<b>No</b>
<b>b</b> Other transactions			
<b>(1)</b> Sales of assets to a noncharitable exempt organization. . . . .	<b>1b(1)</b>		<b>No</b>
<b>(2)</b> Purchases of assets from a noncharitable exempt organization. . . . .	<b>1b(2)</b>		<b>No</b>
<b>(3)</b> Rental of facilities, equipment, or other assets. . . . .	<b>1b(3)</b>		<b>No</b>
<b>(4)</b> Reimbursement arrangements. . . . .	<b>1b(4)</b>		<b>No</b>
<b>(5)</b> Loans or loan guarantees. . . . .	<b>1b(5)</b>		<b>No</b>
<b>(6)</b> Performance of services or membership or fundraising solicitations. . . . .	<b>1b(6)</b>		<b>No</b>
<b>c</b> Sharing of facilities, equipment, mailing lists, other assets, or paid employees. . . . .	<b>1c</b>		<b>No</b>

**d** If the answer to any of the above is "Yes," complete the following schedule. Column **(b)** should always show the fair market value of the goods, other assets, or services given by the reporting foundation. If the foundation received less than fair market value in any transaction or sharing arrangement, show in column **(d)** the value of the goods, other assets, or services received.

[illegible]

**2a** Is the foundation directly or indirectly affiliated with, or related to, one or more tax-exempt organizations described in section 501(c) of the Code (other than section 501(c)(3)) or in section 527? . . . . . ☐ Yes  
☒ No

**b** If "Yes," complete the following schedule

(a) Name of organization	(b) Type of organization	(c) Description of relationship

**Sign  
Here**

Under penalties of perjury, I declare that I have examined this return, including accompanying schedules and statements, and to the best of my knowledge and belief, it is true, correct, and complete. Declaration of preparer (other than taxpayer) is based on all information of which preparer has any knowledge.

\* \* \* \* \*

2016-10-18

\* \* \* \* \*

Signature of officer or trustee

Date \_\_\_\_\_

Title

May the IRS discuss this return with the preparer shown below

(see instr )? ☒ Yes ☐ No

Print/Type preparer's name  
JOSEPH J CASTRIANO

Preparer's Signature

Date  
2016-10-18

Check if self-employed ☒

PTIN	P01251603
------	-----------

Firm's name ►  
PRICEWATERHOUSECOOPERS LLP

Firm's EIN ► 13-4008324

Firm's address ►  
600 GRANT STREET PITTSBURGH, PA 15219

Phone no	(412) 355-6000
----------	----------------

Form **990-PF** (2015)

Form 990PF Part IV - Capital Gains and Losses for Tax on Investment Income - Columns a - d

List and describe the kind(s) of property sold (e g , real estate, (a) 2-story brick warehouse, or common stock, 200 shs MLC Co )	(b) How acquired P—Purchase D—Donation	(c) Date acquired (mo , day, yr )	(d) Date sold (mo , day, yr )
3 I G A T E CAPITAL CORPORATION		2015-03-02	2015-07-01
29 I G A T E CAPITAL CORPORATION		2014-05-07	2015-07-01
648 RELX NV SPON A D R		2014-05-13	2015-07-15
6667 TOPBUILD CORP		2014-05-06	2015-07-21
656 WEC ENERGY GROUP INC		2014-05-06	2015-07-31
107 BRITISH AMER SPON ADR			2015-08-04
18 BRITISH AMER SPON ADR		2014-05-13	2015-08-04
52 CENTENE CORP COM			2015-08-04
93 CENTENE CORP COM		2014-11-24	2015-08-04
70 COHEN STEERS INC			2015-08-04

Form 990PF Part IV - Capital Gains and Losses for Tax on Investment Income - Columns e - h

(e) Gross sales price	(f) Depreciation allowed (or allowable)	(g) Cost or other basis plus expense of sale	(h) Gain or (loss) (e) plus (f) minus (g)
144		129	15
1,392		992	400
10		9	1
20		13	7
32		30	2
12,739		12,300	439
2,143		2,094	49
3,669		1,748	1,921
6,562		4,602	1,960
2,166		2,862	-696

Form 990PF Part IV - Capital Gains and Losses for Tax on Investment Income - Columns i - l

Complete only for assets showing gain in column (h) and owned by the foundation on 12/31/69			(l) Gains (Col (h) gain minus col (k), but not less than -0-) or Losses (from col (h))
(i) F M V as of 12/31/69	(j) Adjusted basis as of 12/31/69	(k) Excess of col (i) over col (j), if any	
			15
			400
			1
			7
			2
			439
			49
			1,921
			1,960
			-696

Form 990PF Part IV - Capital Gains and Losses for Tax on Investment Income - Columns a - d

List and describe the kind(s) of property sold (e g , real estate, (a) 2-story brick warehouse, or common stock, 200 shs MLC Co )	(b) How acquired P—Purchase D—Donation	(c) Date acquired (mo , day, yr )	(d) Date sold (mo , day, yr )
4 COHEN STEERS INC		2015-03-02	2015-08-04
1193 071 DRIEHAUS SELECT CREDIT FUND			2015-08-04
3044 456 DRIEHAUS SELECT CREDIT FUND			2015-08-04
18689 821 DRIEHAUS SELECT CREDIT FUND			2015-08-04
778 DELHAIZE GROUP SPONS A D R			2015-08-04
22 GENERAL GROWTH PROPERTIES		2015-03-02	2015-08-04
128 GENERAL GROWTH PROPERTIES			2015-08-04
1327 HANESBRANDS INC			2015-08-04
126 HIBBETT SPORTS INC			2015-08-04
194 INDUSTRIAS BACHOCO SAB DE CV A D R		2014-05-06	2015-08-04

Form 990PF Part IV - Capital Gains and Losses for Tax on Investment Income - Columns e - h

(e) Gross sales price	(f) Depreciation allowed (or allowable)	(g) Cost or other basis plus expense of sale	(h) Gain or (loss) (e) plus (f) minus (g)
124		169	-45
10,726		12,154	-1,428
27,370		27,764	-394
168,021		189,959	-21,938
17,520		14,214	3,306
598		643	-45
3,480		2,726	754
38,896		37,609	1,287
5,782		8,165	-2,383
11,048		8,708	2,340

Form 990PF Part IV - Capital Gains and Losses for Tax on Investment Income - Columns i - l

Complete only for assets showing gain in column (h) and owned by the foundation on 12/31/69			(l) Gains (Col (h) gain minus col (k), but not less than -0-) or Losses (from col (h))
(i) F M V as of 12/31/69	(j) Adjusted basis as of 12/31/69	(k) Excess of col (i) over col (j), if any	
			-45
			-1,428
			-394
			-21,938
			3,306
			-45
			754
			1,287
			-2,383
			2,340



Form 990PF Part IV - Capital Gains and Losses for Tax on Investment Income - Columns a - d

List and describe the kind(s) of property sold (e g , real estate, (a) 2-story brick warehouse, or common stock, 200 shs MLC Co )	(b) How acquired P—Purchase D—Donation	(c) Date acquired (mo , day, yr )	(d) Date sold (mo , day, yr )
9 INDUSTRIAS BACHOCO SAB DE CV A D R		2014-05-13	2015-08-04
158 INTERCONTINENTAL HOTELS A D R		2014-10-23	2015-08-04
179 ISHARES BARCLAYS TIPS BOND ETF			2015-08-04
13 ISHARES BARCLAYS TIPS BOND ETF			2015-08-04
1386 MICRON TECHNOLOGY INC COM			2015-08-04
920 NTT DOCOMO INC A D R		2014-05-06	2015-08-04
52 NETEASE INC A D R		2015-02-17	2015-08-04
171 NIPPON TELEGRAPH TELE A D R		2014-05-06	2015-08-04
151 NOVO-NORDISK A S ADR			2015-08-04
3276 194 NUVEEN HIGH INCOME BOND FD CL I			2015-08-04

Form 990PF Part IV - Capital Gains and Losses for Tax on Investment Income - Columns e - h

(e) Gross sales price	(f) Depreciation allowed (or allowable)	(g) Cost or other basis plus expense of sale	(h) Gain or (loss) (e) plus (f) minus (g)
513		409	104
6,586		5,754	832
20,078		20,638	-560
1,458		1,473	-15
26,364		44,161	-17,797
19,780		14,889	4,891
7,441		5,940	1,501
6,684		4,840	1,844
9,018		7,157	1,861
26,341		30,240	-3,899

Form 990PF Part IV - Capital Gains and Losses for Tax on Investment Income - Columns i - l

Complete only for assets showing gain in column (h) and owned by the foundation on 12/31/69			(l) Gains (Col (h) gain minus col (k), but not less than -0-) or Losses (from col (h))
(i) F M V as of 12/31/69	(j) Adjusted basis as of 12/31/69	(k) Excess of col (i) over col (j), if any	
			104
			832
			-560
			-15
			-17,797
			4,891
			1,501
			1,844
			1,861
			-3,899

Form 990PF Part IV - Capital Gains and Losses for Tax on Investment Income - Columns a - d

List and describe the kind(s) of property sold (e g , real estate, (a) 2-story brick warehouse, or common stock, 200 shs MLC Co )	(b) How acquired P—Purchase D—Donation	(c) Date acquired (mo , day, yr )	(d) Date sold (mo , day, yr )
5197 482 NUVEEN HIGH INCOME BOND FD CL I			2015-08-04
24113 609 NUVEEN HIGH INCOME BOND FD CL I			2015-08-04
815 885 NUVEEN HIGH INCOME BOND FD CL I		2014-12-19	2015-08-04
2798 496 NUVEEN HIGH INCOME BOND FD CL I			2015-08-04
3777 113 NUVEEN HIGH INCOME BOND FD CL I			2015-08-04
607 114 OPPENHEIMER DEVELOPING MARKETS I		2015-01-06	2015-08-04
4343 985 OPPENHEIMER DEVELOPING MARKETS I		2014-05-13	2015-08-04
187 PEARSON P L C A D R		2015-06-17	2015-08-04
20 75 QORVO INC			2015-08-04
18 25 QORVO INC		2014-07-17	2015-08-04

Form 990PF Part IV - Capital Gains and Losses for Tax on Investment Income - Columns e - h

(e) Gross sales price	(f) Depreciation allowed (or allowable)	(g) Cost or other basis plus expense of sale	(h) Gain or (loss) (e) plus (f) minus (g)
41,788		44,592	-2,804
193,873		219,308	-25,435
6,560		6,813	-253
22,500		24,526	-2,026
30,368		34,678	-4,310
20,071		20,581	-510
143,612		166,027	-22,415
3,461		3,716	-255
1,143		1,067	76
1,005		714	291

Form 990PF Part IV - Capital Gains and Losses for Tax on Investment Income - Columns i - l

Complete only for assets showing gain in column (h) and owned by the foundation on 12/31/69			(l) Gains (Col (h) gain minus col (k), but not less than -0-) or Losses (from col (h))
(i) F M V as of 12/31/69	(j) Adjusted basis as of 12/31/69	(k) Excess of col (i) over col (j), if any	
			-2,804
			-25,435
			-253
			-2,026
			-4,310
			-510
			-22,415
			-255
			76
			291

Form 990PF Part IV - Capital Gains and Losses for Tax on Investment Income - Columns a - d

List and describe the kind(s) of property sold (e g , real estate, (a) 2-story brick warehouse, or common stock, 200 shs MLC Co )	(b) How acquired P—Purchase D—Donation	(c) Date acquired (mo , day, yr )	(d) Date sold (mo , day, yr )
12 RAMCO GERSHENSON PROPERTIES			2015-08-04
27 RAMCO GERSHENSON PROPERTIES		2015-03-02	2015-08-04
100 RAMCO GERSHENSON PROPERTIES			2015-08-04
22 SKYWORKS SOLUTIONS INC		2014-05-06	2015-08-04
60 SKYWORKS SOLUTIONS INC			2015-08-04
3 SKYWORKS SOLUTIONS INC		2015-03-02	2015-08-04
58 SOUTH32 W I A D R			2015-08-04
71 STONE ENERGY CORP			2015-08-04
58 STONE ENERGY CORP			2015-08-04
5247 VANGUARD LONG TERM BOND INDEX ETF			2015-08-04

Form 990PF Part IV - Capital Gains and Losses for Tax on Investment Income - Columns e - h

(e) Gross sales price	(f) Depreciation allowed (or allowable)	(g) Cost or other basis plus expense of sale	(h) Gain or (loss) (e) plus (f) minus (g)
201		206	-5
452		509	-57
1,673		1,528	145
1,926		923	1,003
5,253		1,920	3,333
263		269	-6
360		483	-123
372		3,273	-2,901
304		989	-685
470,454		500,065	-29,611

Form 990PF Part IV - Capital Gains and Losses for Tax on Investment Income - Columns i - l

Complete only for assets showing gain in column (h) and owned by the foundation on 12/31/69			(l) Gains (Col (h) gain minus col (k), but not less than -0-) or Losses (from col (h))
(i) F M V as of 12/31/69	(j) Adjusted basis as of 12/31/69	(k) Excess of col (i) over col (j), if any	
			-5
			-57
			145
			1,003
			3,333
			-6
			-123
			-2,901
			-685
			-29,611

Form 990PF Part IV - Capital Gains and Losses for Tax on Investment Income - Columns a - d

List and describe the kind(s) of property sold (e g , real estate, (a) 2-story brick warehouse, or common stock, 200 shs MLC Co )	(b) How acquired P—Purchase D—Donation	(c) Date acquired (mo , day, yr )	(d) Date sold (mo , day, yr )
48 HORIZON PHARMA PLC		2015-06-17	2015-08-04
0923 ASHFORD HOSPITALITY PRIME IN		2015-07-27	2015-08-20
75 CARE CAPITAL PROPERTIES INC		2013-03-08	2015-09-14
1 SECURITY LITIGATION		1911-11-11	2015-10-15
719 CALATLANTIC GROUP INC		2015-06-17	2015-10-19
19 CARE CAPITAL PROPERTIES INC			2015-10-19
19 CARE CAPITAL PROPERTIES INC			2015-10-19
17 CYBERONICS INC		2014-05-06	2015-10-19
20 CYBERONICS INC		2014-05-07	2015-10-19
113 AETNA INC		2014-07-21	2015-10-22

Form 990PF Part IV - Capital Gains and Losses for Tax on Investment Income - Columns e - h

(e) Gross sales price	(f) Depreciation allowed (or allowable)	(g) Cost or other basis plus expense of sale	(h) Gain or (loss) (e) plus (f) minus (g)
1,677		1,568	109
1		1	
23		27	-4
49			49
30		32	-2
632		739	-107
632		662	-30
1,240		1,067	173
1,459		1,186	273
11,424		9,498	1,926

Form 990PF Part IV - Capital Gains and Losses for Tax on Investment Income - Columns i - l

Complete only for assets showing gain in column (h) and owned by the foundation on 12/31/69			(l) Gains (Col (h) gain minus col (k), but not less than -0-) or Losses (from col (h))
(i) F M V as of 12/31/69	(j) Adjusted basis as of 12/31/69	(k) Excess of col (i) over col (j), if any	
			109
			-4
			49
			-2
			-107
			-30
			173
			273
			1,926

Form 990PF Part IV - Capital Gains and Losses for Tax on Investment Income - Columns a - d

List and describe the kind(s) of property sold (e g , real estate, (a) 2-story brick warehouse, or common stock, 200 shs MLC Co )	(b) How acquired P—Purchase D—Donation	(c) Date acquired (mo , day, yr )	(d) Date sold (mo , day, yr )
17 ALEXANDRIA REAL ESTATE EQUITIES INC			2015-10-22
1 ALEXANDRIA REAL ESTATE EQUITIES INC		2013-12-30	2015-10-22
13 ALEXANDRIA REAL ESTATE EQUITIES INC		2014-02-07	2015-10-22
827 ARCHER DANIELS MIDLAND CO			2015-10-22
11 ASHFORD HOSPITALITY PRIME IN		2015-07-27	2015-10-22
27 AVALONBAY CMNTYS INC		2014-08-11	2015-10-22
145 B H P BILLITON LIMITED A D R			2015-10-22
62 BIOGEN, INC			2015-10-22
49 BIOGEN, INC		2014-07-21	2015-10-22
263 BRANDYWINE REALTY TRUST			2015-10-22

Form 990PF Part IV - Capital Gains and Losses for Tax on Investment Income - Columns e - h

(e) Gross sales price	(f) Depreciation allowed (or allowable)	(g) Cost or other basis plus expense of sale	(h) Gain or (loss) (e) plus (f) minus (g)
1,573		1,099	474
93		64	29
1,203		921	282
38,553		38,848	-295
166		164	2
4,977		4,067	910
5,091		7,035	-1,944
17,252		24,509	-7,257
13,635		14,831	-1,196
3,598		3,931	-333

Form 990PF Part IV - Capital Gains and Losses for Tax on Investment Income - Columns i - l

Complete only for assets showing gain in column (h) and owned by the foundation on 12/31/69			(l) Gains (Col (h) gain minus col (k), but not less than -0-) or Losses (from col (h))
(i) F M V as of 12/31/69	(j) Adjusted basis as of 12/31/69	(k) Excess of col (i) over col (j), if any	
			474
			29
			282
			-295
			2
			910
			-1,944
			-7,257
			-1,196
			-333

Form 990PF Part IV - Capital Gains and Losses for Tax on Investment Income - Columns a - d

List and describe the kind(s) of property sold (e g , real estate, (a) 2-story brick warehouse, or common stock, 200 shs MLC Co )	(b) How acquired P—Purchase D—Donation	(c) Date acquired (mo , day, yr )	(d) Date sold (mo , day, yr )
22 BRITISH AMER SPON ADR		2014-05-13	2015-10-22
488 BRITISH AMER SPON ADR		2014-10-23	2015-10-22
11 BUFFALO WILD WINGS INC			2015-10-22
3 BUFFALO WILD WINGS INC		2015-01-06	2015-10-22
130 CAPITAL ONE FINANCIAL CORP			2015-10-22
277 CAPITAL ONE FINANCIAL CORP			2015-10-22
194 CONOCOPHILLIPS		2014-07-31	2015-10-22
238 CONOCOPHILLIPS			2015-10-22
39 CUBESMART			2015-10-22
30 CUBESMART		2014-10-23	2015-10-22

Form 990PF Part IV - Capital Gains and Losses for Tax on Investment Income - Columns e - h

(e) Gross sales price	(f) Depreciation allowed (or allowable)	(g) Cost or other basis plus expense of sale	(h) Gain or (loss) (e) plus (f) minus (g)
2,600		2,560	40
57,668		52,997	4,671
1,937		1,568	369
528		533	-5
9,814		9,715	99
20,911		21,785	-874
10,500		16,707	-6,207
12,881		16,304	-3,423
1,086		714	372
835		605	230

Form 990PF Part IV - Capital Gains and Losses for Tax on Investment Income - Columns i - l

Complete only for assets showing gain in column (h) and owned by the foundation on 12/31/69			(l) Gains (Col (h) gain minus col (k), but not less than -0-) or Losses (from col (h))
(i) F M V as of 12/31/69	(j) Adjusted basis as of 12/31/69	(k) Excess of col (i) over col (j), if any	
			40
			4,671
			369
			-5
			99
			-874
			-6,207
			-3,423
			372
			230

Form 990PF Part IV - Capital Gains and Losses for Tax on Investment Income - Columns a - d

List and describe the kind(s) of property sold (e g , real estate, (a) 2-story brick warehouse, or common stock, 200 shs MLC Co )	(b) How acquired P—Purchase D—Donation	Date acquired (c) (mo , day, yr )	(d) Date sold (mo , day, yr )
99 CUBESMART		2015-06-17	2015-10-22
68 EPR PROPERTIES			2015-10-22
74 ELECTRONIC ARTS INC		2015-06-17	2015-10-22
8 EQUITY LIFESTYLE PPTYS INC		2015-03-02	2015-10-22
49 EQUITY LIFESTYLE PPTYS INC		2013-12-05	2015-10-22
8 ESSEX PPTY TR INC		2013-09-06	2015-10-22
12 ESSEX PPTY TR INC			2015-10-22
6 ESSEX PPTY TR INC		2014-04-29	2015-10-22
756 DELHAIZE GROUP SPONS A D R		2014-10-23	2015-10-22
38 EXTRA SPACE STORAGE INC			2015-10-22

Form 990PF Part IV - Capital Gains and Losses for Tax on Investment Income - Columns e - h

(e) Gross sales price	(f) Depreciation allowed (or allowable)	(g) Cost or other basis plus expense of sale	(h) Gain or (loss) (e) plus (f) minus (g)
2,756		2,334	422
3,853		3,189	664
5,496		4,725	771
493		435	58
3,018		1,772	1,246
1,855		1,163	692
2,782		1,859	923
1,391		1,033	358
16,688		12,514	4,174
3,076		1,861	1,215

Form 990PF Part IV - Capital Gains and Losses for Tax on Investment Income - Columns i - l

Complete only for assets showing gain in column (h) and owned by the foundation on 12/31/69			(l) Gains (Col (h) gain minus col (k), but not less than -0-) or Losses (from col (h))
(i) F M V as of 12/31/69	(j) Adjusted basis as of 12/31/69	(k) Excess of col (i) over col (j), if any	
			422
			664
			771
			58
			1,246
			692
			923
			358
			4,174
			1,215

Form 990PF Part IV - Capital Gains and Losses for Tax on Investment Income - Columns a - d

List and describe the kind(s) of property sold (e g , real estate, (a) 2-story brick warehouse, or common stock, 200 shs MLC Co )	(b) How acquired P—Purchase D—Donation	(c) Date acquired (mo , day, yr )	(d) Date sold (mo , day, yr )
9 EXTRA SPACE STORAGE INC		2015-03-02	2015-10-22
97 FINISAR CORPORATION			2015-10-22
5 FINISAR CORPORATION		2015-03-02	2015-10-22
117 FORRESTER RESH INC			2015-10-22
24 W W GRAINGER INC COM W/RIGHTS ATTACHED EXP 5/15/2009			2015-10-22
16 GREENBRIER COS INC			2015-10-22
11 GREENBRIER COS INC			2015-10-22
49 GRIFOLS SA A D R		2015-06-17	2015-10-22
330 HONDA MOTOR CO LTD A D R		2015-06-17	2015-10-22
54 ICONIX BRAND GROUP INC		2014-11-24	2015-10-22

Form 990PF Part IV - Capital Gains and Losses for Tax on Investment Income - Columns e - h

(e) Gross sales price	(f) Depreciation allowed (or allowable)	(g) Cost or other basis plus expense of sale	(h) Gain or (loss) (e) plus (f) minus (g)
728		596	132
1,113		2,303	-1,190
57		106	-49
3,709		4,593	-884
4,995		5,686	-691
583		995	-412
401		670	-269
1,662		1,486	176
10,842		10,743	99
861		2,164	-1,303

Form 990PF Part IV - Capital Gains and Losses for Tax on Investment Income - Columns i - l

Complete only for assets showing gain in column (h) and owned by the foundation on 12/31/69			(l) Gains (Col (h) gain minus col (k), but not less than -0-) or Losses (from col (h))
(i) F M V as of 12/31/69	(j) Adjusted basis as of 12/31/69	(k) Excess of col (i) over col (j), if any	
			132
			-1,190
			-49
			-884
			-691
			-412
			-269
			176
			99
			-1,303



Form 990PF Part IV - Capital Gains and Losses for Tax on Investment Income - Columns a - d

List and describe the kind(s) of property sold (e g , real estate, (a) 2-story brick warehouse, or common stock, 200 shs MLC Co )	(b) How acquired P—Purchase D—Donation	(c) Date acquired (mo , day, yr )	(d) Date sold (mo , day, yr )
50 KAPSTONE PAPER PACKAGING CORP			2015-10-22
118 KAPSTONE PAPER PACKAGING CORP			2015-10-22
20 LASALLE HOTEL PROPERTIES		2015-03-02	2015-10-22
58 LASALLE HOTEL PROPERTIES			2015-10-22
454 MELCO CROWN ENTERTAINMENT LMTD A D R			2015-10-22
444 MINDRAY MEDICAL INTL A D R			2015-10-22
1095 NTT DOCOMO INC A D R			2015-10-22
69 NATIONAL OILWELL VARCO INC			2015-10-22
378 NATIONAL OILWELL VARCO INC			2015-10-22
133 NATIONAL PENN BANCSHARES INC		2015-06-17	2015-10-22

Form 990PF Part IV - Capital Gains and Losses for Tax on Investment Income - Columns e - h

(e) Gross sales price	(f) Depreciation allowed (or allowable)	(g) Cost or other basis plus expense of sale	(h) Gain or (loss) (e) plus (f) minus (g)
950		1,323	-373
2,243		2,839	-596
630		791	-161
1,828		1,594	234
7,683		12,216	-4,533
10,630		12,460	-1,830
20,952		18,389	2,563
2,707		4,734	-2,027
14,831		26,898	-12,067
1,600		1,511	89

Form 990PF Part IV - Capital Gains and Losses for Tax on Investment Income - Columns i - l

Complete only for assets showing gain in column (h) and owned by the foundation on 12/31/69			(l) Gains (Col (h) gain minus col (k), but not less than -0-) or Losses (from col (h))
(i) F M V as of 12/31/69	(j) Adjusted basis as of 12/31/69	(k) Excess of col (i) over col (j), if any	
			-373
			-596
			-161
			234
			-4,533
			-1,830
			2,563
			-2,027
			-12,067
			89

Form 990PF Part IV - Capital Gains and Losses for Tax on Investment Income - Columns a - d

List and describe the kind(s) of property sold (e g , real estate, (a) 2-story brick warehouse, or common stock, 200 shs MLC Co )	(b) How acquired P—Purchase D—Donation	(c) Date acquired (mo , day, yr )	(d) Date sold (mo , day, yr )
398 NIPPON TELEGRAPH TELE A D R			2015-10-22
83 NIPPON TELEGRAPH TELE A D R			2015-10-22
63 NOVARTIS AG SPONSORED ADR		2014-08-11	2015-10-22
19 OCEANEERING INTERNATIONAL INC			2015-10-22
86 OCEANEERING INTERNATIONAL INC			2015-10-22
88 PARKWAY PPTYS INC		2015-06-17	2015-10-22
81 PEBBLEBROOK HOTEL TRUST		2015-02-17	2015-10-22
139 PIER 1 IMPORTS INC		2015-02-17	2015-10-22
23 PUBLIC STORAGE INC			2015-10-22
7 PUBLIC STORAGE INC		2015-03-02	2015-10-22

Form 990PF Part IV - Capital Gains and Losses for Tax on Investment Income - Columns e - h

(e) Gross sales price	(f) Depreciation allowed (or allowable)	(g) Cost or other basis plus expense of sale	(h) Gain or (loss) (e) plus (f) minus (g)
15,144		11,316	3,828
3,158		2,244	914
5,793		5,411	382
883		1,118	-235
3,997		6,019	-2,022
1,495		1,477	18
2,953		4,008	-1,055
1,008		1,744	-736
5,303		3,577	1,726
1,614		1,382	232

Form 990PF Part IV - Capital Gains and Losses for Tax on Investment Income - Columns i - l

Complete only for assets showing gain in column (h) and owned by the foundation on 12/31/69			(l) Gains (Col (h) gain minus col (k), but not less than -0-) or Losses (from col (h))
(i) F M V as of 12/31/69	(j) Adjusted basis as of 12/31/69	(k) Excess of col (i) over col (j), if any	
			3,828
			914
			382
			-235
			-2,022
			18
			-1,055
			-736
			1,726
			232

Form 990PF Part IV - Capital Gains and Losses for Tax on Investment Income - Columns a - d

List and describe the kind(s) of property sold (e g , real estate, (a) 2-story brick warehouse, or common stock, 200 shs MLC Co )	(b) How acquired P—Purchase D—Donation	(c) Date acquired (mo , day, yr )	(d) Date sold (mo , day, yr )
34 SABRA HEALTH CARE REIT INC			2015-10-22
37 SABRA HEALTH CARE REIT INC		2015-02-17	2015-10-22
466 SANOFI A D R			2015-10-22
19 SHIRE PHARMACEUTICALS GR SPONSORED ADR		2015-08-04	2015-10-22
38 SIRONA DENTAL SYS INC		2013-12-23	2015-10-22
42 SOVRAN SELF STORAGE INC		2015-06-17	2015-10-22
196 SPIRIT AEROSYSTEMS HLDGS INC		2014-10-23	2015-10-22
773 SUMITOMO MITSUI FINL GROUP A D R		2015-08-04	2015-10-22
1422 SUMITOMO MITSUI FINL GROUP A D R		2014-05-13	2015-10-22
31 SYNAPTICS INC			2015-10-22

Form 990PF Part IV - Capital Gains and Losses for Tax on Investment Income - Columns e - h

(e) Gross sales price	(f) Depreciation allowed (or allowable)	(g) Cost or other basis plus expense of sale	(h) Gain or (loss) (e) plus (f) minus (g)
782		1,145	-363
851		1,207	-356
23,151		23,270	-119
3,837		4,783	-946
4,000		2,645	1,355
4,171		3,701	470
9,875		7,453	2,422
6,142		6,961	-819
11,298		11,874	-576
2,619		1,868	751

Form 990PF Part IV - Capital Gains and Losses for Tax on Investment Income - Columns i - l

Complete only for assets showing gain in column (h) and owned by the foundation on 12/31/69			(l) Gains (Col (h) gain minus col (k), but not less than -0-) or Losses (from col (h))
(i) F M V as of 12/31/69	(j) Adjusted basis as of 12/31/69	(k) Excess of col (i) over col (j), if any	
			-363
			-356
			-119
			-946
			1,355
			470
			2,422
			-819
			-576
			751

Form 990PF Part IV - Capital Gains and Losses for Tax on Investment Income - Columns a - d

List and describe the kind(s) of property sold (e g , real estate, (a) 2-story brick warehouse, or common stock, 200 shs MLC Co )	(b) How acquired P—Purchase D—Donation	(c) Date acquired (mo , day, yr )	(d) Date sold (mo , day, yr )
348 TEVA PHARMACEUTICAL INDS LTD ADR		2014-10-23	2015-10-22
54 TEVA PHARMACEUTICAL INDS LTD ADR		2014-05-13	2015-10-22
18 TOPBUILD CORP		2014-05-06	2015-10-22
177 TOYOTA MTR CORP A D R			2015-10-22
8 VORNADO RLTY TR		2013-09-06	2015-10-22
56 VORNADO RLTY TR			2015-10-22
6 VORNADO RLTY TR		2015-03-02	2015-10-22
287 WNS HOLDINGS LTD ADR			2015-10-22
187 WOLVERINE WORLD WIDE INC			2015-10-22
37 ZUMIEZ INC		2014-11-24	2015-10-22

Form 990PF Part IV - Capital Gains and Losses for Tax on Investment Income - Columns e - h

(e) Gross sales price	(f) Depreciation allowed (or allowable)	(g) Cost or other basis plus expense of sale	(h) Gain or (loss) (e) plus (f) minus (g)
19,212		18,772	440
2,981		2,735	246
546		355	191
22,090		23,326	-1,236
802		597	205
5,616		4,459	1,157
602		664	-62
8,878		5,505	3,373
3,360		5,014	-1,654
645		1,336	-691

Form 990PF Part IV - Capital Gains and Losses for Tax on Investment Income - Columns i - l

Complete only for assets showing gain in column (h) and owned by the foundation on 12/31/69			(l) Gains (Col (h) gain minus col (k), but not less than -0-) or Losses (from col (h))
(i) F M V as of 12/31/69	(j) Adjusted basis as of 12/31/69	(k) Excess of col (i) over col (j), if any	
			440
			246
			191
			-1,236
			205
			1,157
			-62
			3,373
			-1,654
			-691

Form 990PF Part IV - Capital Gains and Losses for Tax on Investment Income - Columns a - d

List and describe the kind(s) of property sold (e g , real estate, (a) 2-story brick warehouse, or common stock, 200 shs MLC Co )	(b) How acquired P—Purchase D—Donation	Date acquired (c) (mo , day, yr )	(d) Date sold (mo , day, yr )
18 STERIS CORP		2014-10-23	2015-11-02
40 STERIS CORP		2014-09-22	2015-11-02
1 STERIS CORP		2015-03-02	2015-11-02
161 NORTHSTAR REALTY FINANCE		2015-10-22	2015-11-05
6667 NORTHSTAR REALTY EUROPE C		2015-10-31	2015-11-23
6667 FOUR CORNERS PROPERTY TRUST		2014-05-06	2015-12-04
14578 392 CAUSEWAY EMERGING MARKETS INSTL		2015-08-04	2015-12-07
24 HOMEAWAY INC		2014-10-23	2015-12-16
5 HOMEAWAY INC		2014-07-21	2015-12-16
114 HOMEAWAY INC		2014-10-13	2015-12-16

Form 990PF Part IV - Capital Gains and Losses for Tax on Investment Income - Columns e - h

(e) Gross sales price	(f) Depreciation allowed (or allowable)	(g) Cost or other basis plus expense of sale	(h) Gain or (loss) (e) plus (f) minus (g)
1,338		1,091	247
2,974		2,214	760
74		65	9
4,036			4,036
7		8	-1
14		10	4
145,492		162,112	-16,620
882		804	78
184		161	23
4,191		3,871	320

Form 990PF Part IV - Capital Gains and Losses for Tax on Investment Income - Columns i - l

Complete only for assets showing gain in column (h) and owned by the foundation on 12/31/69			(l) Gains (Col (h) gain minus col (k), but not less than -0-) or Losses (from col (h))
(i) F M V as of 12/31/69	(j) Adjusted basis as of 12/31/69	(k) Excess of col (i) over col (j), if any	
			247
			760
			9
			4,036
			-1
			4
			-16,620
			78
			23
			320

Form 990PF Part IV - Capital Gains and Losses for Tax on Investment Income - Columns a - d

List and describe the kind(s) of property sold (e g , real estate, (a) 2-story brick warehouse, or common stock, 200 shs MLC Co )	(b) How acquired P—Purchase D—Donation	(c) Date acquired (mo , day, yr )	(d) Date sold (mo , day, yr )
49 HOMEAWAY INC		2015-01-06	2015-12-16
4 HOMEAWAY INC		2015-03-02	2015-12-16
1 HOMEAWAY INC		2014-07-17	2015-12-16
60000 BBT CORPORATION 5 200% 12/23/15			2015-12-23
807 GRAMERCY PPTY TR		2014-10-23	2015-12-31
197 HOMEAWAY INC		2014-07-21	2015-12-31
4430 ISHARES CORE TOTAL US BOND MARKETETF		2015-08-04	2016-01-13
64 AMAG PHARMACEUTICALS INC			2016-01-20
105 AMN HEALTHCARE SERVICES INC			2016-01-20
9 AMN HEALTHCARE SERVICES INC		2015-03-02	2016-01-20

Form 990PF Part IV - Capital Gains and Losses for Tax on Investment Income - Columns e - h

(e) Gross sales price	(f) Depreciation allowed (or allowable)	(g) Cost or other basis plus expense of sale	(h) Gain or (loss) (e) plus (f) minus (g)
1,801		1,315	486
147		125	22
37		32	5
60,000		60,000	
6		6	
2,000			2,000
481,355		484,013	-2,658
1,525		3,695	-2,170
2,878		1,152	1,726
247		202	45

Form 990PF Part IV - Capital Gains and Losses for Tax on Investment Income - Columns i - l

Complete only for assets showing gain in column (h) and owned by the foundation on 12/31/69			(l) Gains (Col (h) gain minus col (k), but not less than -0-) or Losses (from col (h))
(i) F M V as of 12/31/69	(j) Adjusted basis as of 12/31/69	(k) Excess of col (i) over col (j), if any	
			486
			22
			5
			2,000
			-2,658
			-2,170
			1,726
			45

Form 990PF Part IV - Capital Gains and Losses for Tax on Investment Income - Columns a - d

List and describe the kind(s) of property sold (e g , real estate, (a) 2-story brick warehouse, or common stock, 200 shs MLC Co )	(b) How acquired P—Purchase D—Donation	(c) Date acquired (mo , day, yr )	(d) Date sold (mo , day, yr )
37 ANI PHARMACEUTICALS INC		2015-08-04	2016-01-20
54 AZZ INCORPORATED			2016-01-20
32 AZZ INCORPORATED			2016-01-20
53 ACADIA HEALTHCARE CO INC		2014-09-22	2016-01-20
14 ACADIA HEALTHCARE CO INC		2015-03-02	2016-01-20
180 ACTIVISION BLIZZARD INC			2016-01-20
103 AETNA INC			2016-01-20
244 AETNA INC		2015-02-17	2016-01-20
56 AGILENT TECHNOLOGIES INC		2014-05-06	2016-01-20
58 AGREE RLTY CORP			2016-01-20

Form 990PF Part IV - Capital Gains and Losses for Tax on Investment Income - Columns e - h

(e) Gross sales price	(f) Depreciation allowed (or allowable)	(g) Cost or other basis plus expense of sale	(h) Gain or (loss) (e) plus (f) minus (g)
1,265		2,273	-1,008
2,623		2,869	-246
1,554		1,415	139
3,116		2,756	360
823		910	-87
6,210		3,487	2,723
10,542		8,714	1,828
24,974		23,541	1,433
2,075		2,222	-147
1,901		1,923	-22

Form 990PF Part IV - Capital Gains and Losses for Tax on Investment Income - Columns i - l

Complete only for assets showing gain in column (h) and owned by the foundation on 12/31/69			(l) Gains (Col (h) gain minus col (k), but not less than -0-) or Losses (from col (h))
(i) F M V as of 12/31/69	(j) Adjusted basis as of 12/31/69	(k) Excess of col (i) over col (j), if any	
			-1,008
			-246
			139
			360
			-87
			2,723
			1,828
			1,433
			-147
			-22

Form 990PF Part IV - Capital Gains and Losses for Tax on Investment Income - Columns a - d

List and describe the kind(s) of property sold (e g , real estate, (a) 2-story brick warehouse, or common stock, 200 shs MLC Co )	(b) How acquired P—Purchase D—Donation	(c) Date acquired (mo , day, yr )	(d) Date sold (mo , day, yr )
35 AIR METHODS CORP		2015-06-17	2016-01-20
302 AIR PRODS & CHEMICALS INC COM W/ RTS TO PURCHASE PFD SHS EXP		2015-10-22	2016-01-20
49 AIRGAS INC			2016-01-20
82 AKAMAI TECHNOLOGIES COM		2014-05-06	2016-01-20
57 AKORN INC			2016-01-20
54 ALEXANDRIA REAL ESTATE EQUITIES INC			2016-01-20
14 ALEXANDRIA REAL ESTATE EQUITIES INC		2015-03-02	2016-01-20
90 ALLEGHENY TECHNOLOGIES INC			2016-01-20
117 AMERICAN AXLE MFG HLDGS INC COM			2016-01-20
82 AMERICAN CAMPUS COMMUNITIES			2016-01-20

Form 990PF Part IV - Capital Gains and Losses for Tax on Investment Income - Columns e - h

(e) Gross sales price	(f) Depreciation allowed (or allowable)	(g) Cost or other basis plus expense of sale	(h) Gain or (loss) (e) plus (f) minus (g)
1,356		1,494	-138
35,222		41,288	-6,066
6,774		5,197	1,577
3,732		4,430	-698
1,596		2,242	-646
4,092		3,833	259
1,061		1,358	-297
666		3,031	-2,365
1,498		2,089	-591
3,227		3,481	-254

Form 990PF Part IV - Capital Gains and Losses for Tax on Investment Income - Columns i - l

Complete only for assets showing gain in column (h) and owned by the foundation on 12/31/69			(l) Gains (Col (h) gain minus col (k), but not less than -0-) or Losses (from col (h))
(i) F M V as of 12/31/69	(j) Adjusted basis as of 12/31/69	(k) Excess of col (i) over col (j), if any	
			-138
			-6,066
			1,577
			-698
			-646
			259
			-297
			-2,365
			-591
			-254



Form 990PF Part IV - Capital Gains and Losses for Tax on Investment Income - Columns a - d

List and describe the kind(s) of property sold (e g , real estate, (a) 2-story brick warehouse, or common stock, 200 shs MLC Co )	(b) How acquired P—Purchase D—Donation	(c) Date acquired (mo , day, yr )	(d) Date sold (mo , day, yr )
5 AMERICAN EQUITY INVT LIFE HL		2015-03-02	2016-01-20
99 AMERICAN EQUITY INVT LIFE HL			2016-01-20
6 AMERICAN STATES WATER CO		2015-03-02	2016-01-20
51 AMERICAN STATES WATER CO			2016-01-20
76 AMERICAN TOWER CORP		2015-10-22	2016-01-20
74 AMERICAN TOWER CORP		2014-05-06	2016-01-20
413 AMERISOURCEBERGEN CORP		2015-02-17	2016-01-20
52 AMERISOURCEBERGEN CORP			2016-01-20
424 AMSURG CORP		2015-10-22	2016-01-20
63 AMSURG CORP			2016-01-20

Form 990PF Part IV - Capital Gains and Losses for Tax on Investment Income - Columns e - h

(e) Gross sales price	(f) Depreciation allowed (or allowable)	(g) Cost or other basis plus expense of sale	(h) Gain or (loss) (e) plus (f) minus (g)
87		144	-57
1,725		2,250	-525
238		238	
2,027		1,547	480
6,714		7,529	-815
6,537		6,461	76
37,415		41,482	-4,067
4,711		2,941	1,770
29,188		26,934	2,254
4,337		3,051	1,286

Form 990PF Part IV - Capital Gains and Losses for Tax on Investment Income - Columns i - l

Complete only for assets showing gain in column (h) and owned by the foundation on 12/31/69			(l) Gains (Col (h) gain minus col (k), but not less than -0-) or Losses (from col (h))
(i) F M V as of 12/31/69	(j) Adjusted basis as of 12/31/69	(k) Excess of col (i) over col (j), if any	
			-57
			-525
			480
			-815
			76
			-4,067
			1,770
			2,254
			1,286

Form 990PF Part IV - Capital Gains and Losses for Tax on Investment Income - Columns a - d

List and describe the kind(s) of property sold (e g , real estate, (a) 2-story brick warehouse, or common stock, 200 shs MLC Co )	(b) How acquired P—Purchase D—Donation	(c) Date acquired (mo , day, yr )	(d) Date sold (mo , day, yr )
88 APARTMENT INVT & MGMT CO CL A			2016-01-20
19 APARTMENT INVT & MGMT CO CL A		2015-03-02	2016-01-20
43 ARCBEST CORP			2016-01-20
263 ASHFORD HOSPITALITY TR INC			2016-01-20
357 ASHFORD HOSPITALITY TR INC			2016-01-20
182 ASTRAZENECA P L C SPSP A D R		2015-06-17	2016-01-20
69 AUTODESK INC		2014-05-06	2016-01-20
623 AVERY DENNISON CORP			2016-01-20
20 CR BARD INC		2014-05-06	2016-01-20
57 BIG LOTS INC		2015-02-17	2016-01-20

Form 990PF Part IV - Capital Gains and Losses for Tax on Investment Income - Columns e - h

(e) Gross sales price	(f) Depreciation allowed (or allowable)	(g) Cost or other basis plus expense of sale	(h) Gain or (loss) (e) plus (f) minus (g)
3,238		2,644	594
699		722	-23
758		1,533	-775
1,176		2,795	-1,619
1,597		2,680	-1,083
5,555		5,965	-410
3,220		3,278	-58
36,264		38,734	-2,470
3,521		2,799	722
2,047		2,739	-692

Form 990PF Part IV - Capital Gains and Losses for Tax on Investment Income - Columns i - l

Complete only for assets showing gain in column (h) and owned by the foundation on 12/31/69			(l) Gains (Col (h) gain minus col (k), but not less than -0-) or Losses (from col (h))
(i) F M V as of 12/31/69	(j) Adjusted basis as of 12/31/69	(k) Excess of col (i) over col (j), if any	
			594
			-23
			-775
			-1,619
			-1,083
			-410
			-58
			-2,470
			722
			-692

Form 990PF Part IV - Capital Gains and Losses for Tax on Investment Income - Columns a - d

List and describe the kind(s) of property sold (e g , real estate, (a) 2-story brick warehouse, or common stock, 200 shs MLC Co )	(b) How acquired P—Purchase D—Donation	(c) Date acquired (mo , day, yr )	(d) Date sold (mo , day, yr )
18 BIO RAD LABS INC CL A		2014-05-06	2016-01-20
159 BIOMED REALTY TRUST INC		2015-02-17	2016-01-20
301 BLOOMIN BRANDS INC		2015-10-22	2016-01-20
78 BOISE CASCADE CO			2016-01-20
87 BORG-WARNER AUTOMOTIVE INC COM			2016-01-20
216 BRIXMOR PROPERTY GROUP INC		2015-02-17	2016-01-20
66 BRUNSWICK CORP			2016-01-20
165 CBRE GROUP INC		2014-05-06	2016-01-20
953 CDW CORP DE		2015-10-22	2016-01-20
178 CNO FINANCIAL GROUP INC			2016-01-20

Form 990PF Part IV - Capital Gains and Losses for Tax on Investment Income - Columns e - h

(e) Gross sales price	(f) Depreciation allowed (or allowable)	(g) Cost or other basis plus expense of sale	(h) Gain or (loss) (e) plus (f) minus (g)
2,245		2,248	-3
3,759		3,619	140
4,964		5,346	-382
1,486		2,528	-1,042
2,599		5,245	-2,646
5,368		5,631	-263
2,517		2,860	-343
4,554		4,716	-162
35,080		42,562	-7,482
2,821		2,995	-174

Form 990PF Part IV - Capital Gains and Losses for Tax on Investment Income - Columns i - l

Complete only for assets showing gain in column (h) and owned by the foundation on 12/31/69			(l) Gains (Col (h) gain minus col (k), but not less than -0-) or Losses (from col (h))
(i) F M V as of 12/31/69	(j) Adjusted basis as of 12/31/69	(k) Excess of col (i) over col (j), if any	
			-3
			140
			-382
			-1,042
			-2,646
			-263
			-343
			-162
			-7,482
			-174

Form 990PF Part IV - Capital Gains and Losses for Tax on Investment Income - Columns a - d

List and describe the kind(s) of property sold (e g , real estate, (a) 2-story brick warehouse, or common stock, 200 shs MLC Co )	(b) How acquired P—Purchase D—Donation	(c) Date acquired (mo , day, yr )	(d) Date sold (mo , day, yr )
156 CSX CORP		2014-05-06	2016-01-20
180 CVS CORP COM		2015-02-17	2016-01-20
260 CVS CORP COM			2016-01-20
46 CABOT CORP		2014-05-06	2016-01-20
91 CALATLANTIC GROUP INC			2016-01-20
70 CARDTRONICS INC			2016-01-20
8 CARDTRONICS INC		2015-03-02	2016-01-20
47 CARNIVAL PLC A D R		2015-08-04	2016-01-20
95 CARNIVAL PLC A D R			2016-01-20
95 CARRIZO OIL & GAS INC			2016-01-20

Form 990PF Part IV - Capital Gains and Losses for Tax on Investment Income - Columns e - h

(e) Gross sales price	(f) Depreciation allowed (or allowable)	(g) Cost or other basis plus expense of sale	(h) Gain or (loss) (e) plus (f) minus (g)
3,440		4,356	-916
16,831		18,592	-1,761
24,312		22,157	2,155
1,708		2,678	-970
2,750		3,958	-1,208
2,195		2,479	-284
251		295	-44
2,375		2,550	-175
4,801		3,830	971
1,700		3,970	-2,270

Form 990PF Part IV - Capital Gains and Losses for Tax on Investment Income - Columns i - l

Complete only for assets showing gain in column (h) and owned by the foundation on 12/31/69			(l) Gains (Col (h) gain minus col (k), but not less than -0-) or Losses (from col (h))
(i) F M V as of 12/31/69	(j) Adjusted basis as of 12/31/69	(k) Excess of col (i) over col (j), if any	
			-916
			-1,761
			2,155
			-970
			-1,208
			-284
			-44
			-175
			971
			-2,270

Form 990PF Part IV - Capital Gains and Losses for Tax on Investment Income - Columns a - d

List and describe the kind(s) of property sold (e g , real estate, (a) 2-story brick warehouse, or common stock, 200 shs MLC Co )	How acquired P—Purchase (b) D—Donation	Date acquired (c) (mo , day, yr )	(d) Date sold (mo , day, yr )
301 CENTENE CORP COM		2014-11-24	2016-01-20
374 CENTENE CORP COM		2015-02-17	2016-01-20
76 CHEMICAL FINANCIAL CORP		2015-08-04	2016-01-20
5 CINEMARK HLDGS INC		2015-03-02	2016-01-20
71 CINEMARK HLDGS INC			2016-01-20
106 CIRRUS LOGIC INC COM		2015-10-22	2016-01-20
34 COHERENT INC COM			2016-01-20
166 COMCAST CORP CL A		2015-03-02	2016-01-20
494 COMCAST CORP CL A			2016-01-20
87 CROWN CASTLE INTL CORP			2016-01-20

Form 990PF Part IV - Capital Gains and Losses for Tax on Investment Income - Columns e - h

(e) Gross sales price	Depreciation allowed (f) (or allowable)	Cost or other basis (g) plus expense of sale	Gain or (loss) (h) (e) plus (f) minus (g)
18,382		14,894	3,488
22,840		22,438	402
2,370		2,535	-165
149		205	-56
2,120		2,327	-207
2,845		3,418	-573
2,003		2,028	-25
8,851		9,937	-1,086
26,340		25,925	415
6,749		7,577	-828

Form 990PF Part IV - Capital Gains and Losses for Tax on Investment Income - Columns i - l

Complete only for assets showing gain in column (h) and owned by the foundation on 12/31/69			Gains (Col (h) gain minus col (k), but not less than -0-) or (l) Losses (from col (h))
(i) F M V as of 12/31/69	Adjusted basis (j) as of 12/31/69	Excess of col (i) (k) over col (j), if any	
			3,488
			402
			-165
			-56
			-207
			-573
			-25
			-1,086
			415
			-828

Form 990PF Part IV - Capital Gains and Losses for Tax on Investment Income - Columns a - d

List and describe the kind(s) of property sold (e g , real estate, (a) 2-story brick warehouse, or common stock, 200 shs MLC Co )	(b) How acquired P—Purchase D—Donation	(c) Date acquired (mo , day, yr )	(d) Date sold (mo , day, yr )
160 CUBESMART		2015-06-17	2016-01-20
36 CUMMINS INC			2016-01-20
242 D R HORTON INC		2014-05-06	2016-01-20
220 D S T SYSTEMS INC		2015-02-17	2016-01-20
159 D S T SYSTEMS INC			2016-01-20
56 DARDEN RESTAURANTS INC		2014-05-06	2016-01-20
598 DELTA AIR LINES INC			2016-01-20
369 DELTA AIR LINES INC		2015-02-17	2016-01-20
64 DENTSPLY INTL INC NEW		2015-03-02	2016-01-20
43 DEPOMED INC			2016-01-20

Form 990PF Part IV - Capital Gains and Losses for Tax on Investment Income - Columns e - h

(e) Gross sales price	(f) Depreciation allowed (or allowable)	(g) Cost or other basis plus expense of sale	(h) Gain or (loss) (e) plus (f) minus (g)
4,719		3,773	946
2,971		5,086	-2,115
6,357		5,544	813
23,086		23,878	-792
16,685		14,382	2,303
3,315		2,457	858
27,203		22,816	4,387
16,786		16,575	211
3,599		3,416	183
678		847	-169

Form 990PF Part IV - Capital Gains and Losses for Tax on Investment Income - Columns i - l

Complete only for assets showing gain in column (h) and owned by the foundation on 12/31/69			(l) Gains (Col (h) gain minus col (k), but not less than -0-) or Losses (from col (h))
(i) F M V as of 12/31/69	(j) Adjusted basis as of 12/31/69	(k) Excess of col (i) over col (j), if any	
			946
			-2,115
			813
			-792
			2,303
			858
			4,387
			211
			183
			-169

Form 990PF Part IV - Capital Gains and Losses for Tax on Investment Income - Columns a - d

List and describe the kind(s) of property sold (e g , real estate, (a) 2-story brick warehouse, or common stock, 200 shs MLC Co )	(b) How acquired P—Purchase D—Donation	(c) Date acquired (mo , day, yr )	(d) Date sold (mo , day, yr )
112 DEPOMED INC		2014-09-22	2016-01-20
39 DOVER CORP			2016-01-20
374 DOW CHEM CO			2016-01-20
397 DOW CHEM CO		2015-02-17	2016-01-20
81 DUPONT FABROS TECHNOLOGY		2014-09-22	2016-01-20
6 EPR PROPERTIES			2016-01-20
86 EPR PROPERTIES			2016-01-20
55 EAGLE BANCORP INC		2015-10-22	2016-01-20
56 EASTGROUP PPTYS INC			2016-01-20
10 EASTGROUP PPTYS INC		2015-03-02	2016-01-20

Form 990PF Part IV - Capital Gains and Losses for Tax on Investment Income - Columns e - h

(e) Gross sales price	(f) Depreciation allowed (or allowable)	(g) Cost or other basis plus expense of sale	(h) Gain or (loss) (e) plus (f) minus (g)
1,766		1,680	86
2,015		3,663	-1,648
15,376		17,797	-2,421
16,321		19,707	-3,386
2,375		2,204	171
323		302	21
4,626		5,084	-458
2,505		2,487	18
2,869		3,192	-323
512		628	-116

Form 990PF Part IV - Capital Gains and Losses for Tax on Investment Income - Columns i - l

Complete only for assets showing gain in column (h) and owned by the foundation on 12/31/69			(l) Gains (Col (h) gain minus col (k), but not less than -0-) or Losses (from col (h))
(i) F M V as of 12/31/69	(j) Adjusted basis as of 12/31/69	(k) Excess of col (i) over col (j), if any	
			86
			-1,648
			-2,421
			-3,386
			171
			21
			-458
			18
			-323
			-116

Form 990PF Part IV - Capital Gains and Losses for Tax on Investment Income - Columns a - d

List and describe the kind(s) of property sold (e g , real estate, (a) 2-story brick warehouse, or common stock, 200 shs MLC Co )	(b) How acquired P—Purchase D—Donation	(c) Date acquired (mo , day, yr )	(d) Date sold (mo , day, yr )
65 EASTMAN CHEM CO			2016-01-20
95 EATON VANCE CORP		2014-05-06	2016-01-20
63 ECHOSTAR CORPORATION A		2014-05-06	2016-01-20
38 EDUCATION REALTY TRUST INC			2016-01-20
52 EDUCATION REALTY TRUST INC			2016-01-20
624 ELECTRONIC ARTS INC		2015-06-17	2016-01-20
60 ELECTRONICS FOR IMAGING INC COM			2016-01-20
2 ELECTRONICS FOR IMAGING INC COM		2015-03-02	2016-01-20
77 EMERGENT BIOSOLUTIONS INC			2016-01-20
1 EMERGENT BIOSOLUTIONS INC		2015-03-02	2016-01-20

Form 990PF Part IV - Capital Gains and Losses for Tax on Investment Income - Columns e - h

(e) Gross sales price	(f) Depreciation allowed (or allowable)	(g) Cost or other basis plus expense of sale	(h) Gain or (loss) (e) plus (f) minus (g)
3,921		5,578	-1,657
2,608		3,381	-773
2,095		2,935	-840
1,368		1,331	37
1,871		1,493	378
41,505		39,841	1,664
2,441		2,319	122
81		81	
2,615		1,992	623
34		30	4

Form 990PF Part IV - Capital Gains and Losses for Tax on Investment Income - Columns i - l

Complete only for assets showing gain in column (h) and owned by the foundation on 12/31/69			(l) Gains (Col (h) gain minus col (k), but not less than -0-) or Losses (from col (h))
(i) F M V as of 12/31/69	(j) Adjusted basis as of 12/31/69	(k) Excess of col (i) over col (j), if any	
			-1,657
			-773
			-840
			37
			378
			1,664
			122
			623
			4



Form 990PF Part IV - Capital Gains and Losses for Tax on Investment Income - Columns a - d

List and describe the kind(s) of property sold (e g , real estate, (a) 2-story brick warehouse, or common stock, 200 shs MLC Co )	How acquired P—Purchase (b) D—Donation	Date acquired (c) (mo , day, yr )	(d) Date sold (mo , day, yr )
38 ENERSYS			2016-01-20
131 INTEGRIS INC		2014-05-07	2016-01-20
41 EURONET SERVICES INC COM			2016-01-20
3 EURONET SERVICES INC COM		2015-03-02	2016-01-20
39 855 EXPEDIA INC			2016-01-20
145 EXPEDIA INC		2015-03-02	2016-01-20
55 EXPRESS SCRIPTS HLDGS C		2014-05-06	2016-01-20
123 EXXON MOBIL CORP			2016-01-20
210 EXXON MOBIL CORP			2016-01-20
194 FNB CORP		2015-10-22	2016-01-20

Form 990PF Part IV - Capital Gains and Losses for Tax on Investment Income - Columns e - h

(e) Gross sales price	Depreciation allowed (f) (or allowable)	Cost or other basis (g) plus expense of sale	Gain or (loss) (h) (e) plus (f) minus (g)
1,979		2,510	-531
1,389		1,439	-50
2,924		1,984	940
214		173	41
4,228		5,136	-908
15		19	-4
3,891		3,697	194
8,887		11,328	-2,441
15,173		20,307	-5,134
2,235		2,605	-370

Form 990PF Part IV - Capital Gains and Losses for Tax on Investment Income - Columns i - l

Complete only for assets showing gain in column (h) and owned by the foundation on 12/31/69			Gains (Col (h) gain minus col (k), but not less than -0-) or (l) Losses (from col (h))
(i) F M V as of 12/31/69	Adjusted basis (j) as of 12/31/69	Excess of col (i) (k) over col (j), if any	
			-531
			-50
			940
			41
			-908
			-4
			194
			-2,441
			-5,134
			-370

Form 990PF Part IV - Capital Gains and Losses for Tax on Investment Income - Columns a - d

List and describe the kind(s) of property sold (e g , real estate, (a) 2-story brick warehouse, or common stock, 200 shs MLC Co )	(b) How acquired P—Purchase D—Donation	(c) Date acquired (mo , day, yr )	(d) Date sold (mo , day, yr )
24 FEDERAL RLTY INVT TR NEW			2016-01-20
35 FEDERAL RLTY INVT TR NEW			2016-01-20
209 FIRST INDL RLTY TR INC			2016-01-20
31 FIRSTMERIT CORP			2016-01-20
100 FIRSTMERIT CORP			2016-01-20
344 FOOT LOCKER INC		2014-11-24	2016-01-20
189 FOOT LOCKER INC		2015-02-17	2016-01-20
879 FORD MOTOR CO			2016-01-20
928 FORD MOTOR CO		2015-02-17	2016-01-20
507 FORUM ENERGY TECHNOLOGIES IN		2015-08-04	2016-01-20

Form 990PF Part IV - Capital Gains and Losses for Tax on Investment Income - Columns e - h

(e) Gross sales price	(f) Depreciation allowed (or allowable)	(g) Cost or other basis plus expense of sale	(h) Gain or (loss) (e) plus (f) minus (g)
3,449		3,343	106
5,030		3,725	1,305
3,996		4,543	-547
492		568	-76
1,588		1,876	-288
20,905		19,436	1,469
11,485		10,149	1,336
10,354		12,742	-2,388
10,932		15,015	-4,083
4,789		7,407	-2,618

Form 990PF Part IV - Capital Gains and Losses for Tax on Investment Income - Columns i - l

Complete only for assets showing gain in column (h) and owned by the foundation on 12/31/69			(l) Gains (Col (h) gain minus col (k), but not less than -0-) or Losses (from col (h))
(i) F M V as of 12/31/69	(j) Adjusted basis as of 12/31/69	(k) Excess of col (i) over col (j), if any	
			106
			1,305
			-547
			-76
			-288
			1,469
			1,336
			-2,388
			-4,083
			-2,618

Form 990PF Part IV - Capital Gains and Losses for Tax on Investment Income - Columns a - d

List and describe the kind(s) of property sold (e g , real estate, (a) 2-story brick warehouse, or common stock, 200 shs MLC Co )	How acquired P—Purchase (b) D—Donation	Date acquired (c) (mo , day, yr )	(d) Date sold (mo , day, yr )
66 G A T X CORP		2014-05-06	2016-01-20
12 GEO GROUP INC THE		2015-03-02	2016-01-20
54 GEO GROUP INC THE			2016-01-20
31 GENERAL DYNAMICS CORP			2016-01-20
234 GILEAD SCIENCES INC			2016-01-20
205 GILEAD SCIENCES INC		2015-02-17	2016-01-20
86 GLOBAL PMTS INC		2014-05-06	2016-01-20
59 GLOBUS MED INCA		2015-06-17	2016-01-20
107 GOLDMAN SACHS GROUP INC			2016-01-20
104 GOLDMAN SACHS GROUP INC		2015-02-17	2016-01-20

Form 990PF Part IV - Capital Gains and Losses for Tax on Investment Income - Columns e - h

(e) Gross sales price	Depreciation allowed (f) (or allowable)	Cost or other basis (g) plus expense of sale	Gain or (loss) (h) (e) plus (f) minus (g)
2,310		4,250	-1,940
325		529	-204
1,464		1,759	-295
3,835		3,832	3
21,060		24,929	-3,869
18,450		21,240	-2,790
4,853		2,873	1,980
1,447		1,519	-72
16,406		19,329	-2,923
15,946		19,815	-3,869

Form 990PF Part IV - Capital Gains and Losses for Tax on Investment Income - Columns i - l

Complete only for assets showing gain in column (h) and owned by the foundation on 12/31/69			Gains (Col (h) gain minus col (k), but not less than -0-) or (l) Losses (from col (h))
(i) F M V as of 12/31/69	Adjusted basis (j) as of 12/31/69	Excess of col (i) (k) over col (j), if any	
			-1,940
			-204
			-295
			3
			-3,869
			-2,790
			1,980
			-72
			-2,923
			-3,869

Form 990PF Part IV - Capital Gains and Losses for Tax on Investment Income - Columns a - d

List and describe the kind(s) of property sold (e g , real estate, (a) 2-story brick warehouse, or common stock, 200 shs MLC Co )	(b) How acquired P—Purchase D—Donation	(c) Date acquired (mo , day, yr )	(d) Date sold (mo , day, yr )
192 186 GRAMERCY PPTY TR		2015-03-02	2016-01-20
492 814 GRAMERCY PPTY TR			2016-01-20
65 GRAND CANYON EDUCATION INC			2016-01-20
5 GRAND CANYON EDUCATION INC		2015-03-02	2016-01-20
75 GRANITE CONSTRUCTION INC		2015-08-04	2016-01-20
145 GRAPHIC PACKAGING HLDG CO		2014-05-07	2016-01-20
2 HCP, INC			2016-01-20
58 HCP, INC			2016-01-20
14 HCP, INC		2015-03-02	2016-01-20
902 HARTFORD FINANCIAL SERVICES GRP INC		2015-06-17	2016-01-20

Form 990PF Part IV - Capital Gains and Losses for Tax on Investment Income - Columns e - h

(e) Gross sales price	(f) Depreciation allowed (or allowable)	(g) Cost or other basis plus expense of sale	(h) Gain or (loss) (e) plus (f) minus (g)
1,263		1,723	-460
3,238		3,865	-627
2,388		2,889	-501
184		231	-47
2,962		2,533	429
1,687		1,512	175
69		73	-4
2,010		2,599	-589
485		593	-108
33,779		37,741	-3,962

Form 990PF Part IV - Capital Gains and Losses for Tax on Investment Income - Columns i - l

Complete only for assets showing gain in column (h) and owned by the foundation on 12/31/69			(l) Gains (Col (h) gain minus col (k), but not less than -0-) or Losses (from col (h))
(i) F M V as of 12/31/69	(j) Adjusted basis as of 12/31/69	(k) Excess of col (i) over col (j), if any	
			-460
			-627
			-501
			-47
			429
			175
			-4
			-589
			-108
			-3,962

Form 990PF Part IV - Capital Gains and Losses for Tax on Investment Income - Columns a - d

List and describe the kind(s) of property sold (e g , real estate, (a) 2-story brick warehouse, or common stock, 200 shs MLC Co )	(b) How acquired P—Purchase D—Donation	(c) Date acquired (mo , day, yr )	(d) Date sold (mo , day, yr )
133 HILLTOP HOLDINGS INC			2016-01-20
166 HONDA MOTOR CO LTD A D R		2015-06-17	2016-01-20
3 HORACE MANN EDUCATORS CORP		2015-03-02	2016-01-20
34 HORACE MANN EDUCATORS CORP			2016-01-20
154 HOSPITALITY PPTYS TR		2015-10-22	2016-01-20
158 HOST HOTELS RESORTS INC			2016-01-20
5 HOST HOTELS RESORTS INC		2013-12-30	2016-01-20
32 HOST HOTELS RESORTS INC		2014-02-07	2016-01-20
3029 HUNTINGTON BANCSHARES INC		2015-10-22	2016-01-20
273 INDUSTRIAS BACHOCO SAB DE CV A D R		2014-05-13	2016-01-20

Form 990PF Part IV - Capital Gains and Losses for Tax on Investment Income - Columns e - h

(e) Gross sales price	(f) Depreciation allowed (or allowable)	(g) Cost or other basis plus expense of sale	(h) Gain or (loss) (e) plus (f) minus (g)
1,980		3,026	-1,046
4,645		5,404	-759
87		97	-10
991		1,006	-15
3,299		4,277	-978
1,994		2,875	-881
63		97	-34
404		584	-180
27,654		33,122	-5,468
12,110		12,400	-290

Form 990PF Part IV - Capital Gains and Losses for Tax on Investment Income - Columns i - l

Complete only for assets showing gain in column (h) and owned by the foundation on 12/31/69			(l) Gains (Col (h) gain minus col (k), but not less than -0-) or Losses (from col (h))
(i) F M V as of 12/31/69	(j) Adjusted basis as of 12/31/69	(k) Excess of col (i) over col (j), if any	
			-1,046
			-759
			-10
			-15
			-978
			-881
			-34
			-180
			-5,468
			-290

Form 990PF Part IV - Capital Gains and Losses for Tax on Investment Income - Columns a - d

List and describe the kind(s) of property sold (e g , real estate, (a) 2-story brick warehouse, or common stock, 200 shs MLC Co )	(b) How acquired P—Purchase D—Donation	(c) Date acquired (mo , day, yr )	(d) Date sold (mo , day, yr )
36 INDUSTRIAS BACHOCO SAB DE CV A D R		2014-08-11	2016-01-20
103 INTEGRATED DEVICE TECHNOLOGY			2016-01-20
8 INTEGRATED DEVICE TECHNOLOGY		2015-03-02	2016-01-20
1066 INTEL CORP		2015-02-17	2016-01-20
57 INSYS THERAPEUTICS INC		2015-08-04	2016-01-20
24 INTERCONTINENTAL EXCHANGE IN		2014-05-06	2016-01-20
77 INTUIT INC		2014-05-06	2016-01-20
296 IRIDIUM COMMUNICATION INC		2015-06-17	2016-01-20
115 IRON MOUNTAIN INC			2016-01-20
108 JARDEN CORP COM		2014-10-13	2016-01-20

Form 990PF Part IV - Capital Gains and Losses for Tax on Investment Income - Columns e - h

(e) Gross sales price	(f) Depreciation allowed (or allowable)	(g) Cost or other basis plus expense of sale	(h) Gain or (loss) (e) plus (f) minus (g)
1,597		1,969	-372
2,464		1,753	711
191		166	25
31,425		37,012	-5,587
1,248		2,556	-1,308
5,840		4,838	1,002
7,022		5,828	1,194
1,954		2,966	-1,012
2,779		4,477	-1,698
5,338		4,115	1,223

Form 990PF Part IV - Capital Gains and Losses for Tax on Investment Income - Columns i - l

Complete only for assets showing gain in column (h) and owned by the foundation on 12/31/69			(l) Gains (Col (h) gain minus col (k), but not less than -0-) or Losses (from col (h))
(i) F M V as of 12/31/69	(j) Adjusted basis as of 12/31/69	(k) Excess of col (i) over col (j), if any	
			-372
			711
			25
			-5,587
			-1,308
			1,002
			1,194
			-1,012
			-1,698
			1,223

Form 990PF Part IV - Capital Gains and Losses for Tax on Investment Income - Columns a - d

List and describe the kind(s) of property sold (e g , real estate, (a) 2-story brick warehouse, or common stock, 200 shs MLC Co )	(b) How acquired P—Purchase D—Donation	(c) Date acquired (mo , day, yr )	(d) Date sold (mo , day, yr )
65 JOY GLOBAL INC		2014-05-06	2016-01-20
48 J2 GLOBAL INC			2016-01-20
263 KEYCORP		2014-05-06	2016-01-20
28 KEYSIGHT TECHNOLOGIES INC		2014-05-06	2016-01-20
63 KITE REALTY GROUP TRUST		2014-09-22	2016-01-20
132 KITE REALTY GROUP TRUST			2016-01-20
104 KORN FERRY INTL			2016-01-20
62 L T C PPTYS INC			2016-01-20
12 L T C PPTYS INC		2015-03-02	2016-01-20
9 LA Z BOY INC		2015-03-02	2016-01-20

Form 990PF Part IV - Capital Gains and Losses for Tax on Investment Income - Columns e - h

(e) Gross sales price	(f) Depreciation allowed (or allowable)	(g) Cost or other basis plus expense of sale	(h) Gain or (loss) (e) plus (f) minus (g)
580		3,835	-3,255
3,445		2,151	1,294
2,898		3,586	-688
630		847	-217
1,526		1,582	-56
3,197		3,825	-628
3,073		2,911	162
2,704		2,297	407
523		540	-17
188		225	-37

Form 990PF Part IV - Capital Gains and Losses for Tax on Investment Income - Columns i - l

Complete only for assets showing gain in column (h) and owned by the foundation on 12/31/69			(l) Gains (Col (h) gain minus col (k), but not less than -0-) or Losses (from col (h))
(i) F M V as of 12/31/69	(j) Adjusted basis as of 12/31/69	(k) Excess of col (i) over col (j), if any	
			-3,255
			1,294
			-688
			-217
			-56
			-628
			162
			407
			-17
			-37

Form 990PF Part IV - Capital Gains and Losses for Tax on Investment Income - Columns a - d

List and describe the kind(s) of property sold (e g , real estate, (a) 2-story brick warehouse, or common stock, 200 shs MLC Co )	(b) How acquired P—Purchase D—Donation	(c) Date acquired (mo , day, yr )	(d) Date sold (mo , day, yr )
92 LA Z BOY INC			2016-01-20
11 LABORATORY CRP OF AMERICA HLDGS		2015-02-20	2016-01-20
46 LAKELAND FINANCIAL CORP			2016-01-20
74 LANNETT CO INC			2016-01-20
249 LEAR CORP			2016-01-20
173 LEAR CORP		2015-02-17	2016-01-20
413 LINCOLN NATL CORP IND			2016-01-20
451 LINCOLN NATL CORP IND		2015-02-17	2016-01-20
30 LITHIA MOTORS INC CL A			2016-01-20
5 LITHIA MOTORS INC CL A			2016-01-20

Form 990PF Part IV - Capital Gains and Losses for Tax on Investment Income - Columns e - h

(e) Gross sales price	(f) Depreciation allowed (or allowable)	(g) Cost or other basis plus expense of sale	(h) Gain or (loss) (e) plus (f) minus (g)
1,926		2,210	-284
1,204		1,287	-83
1,874		1,766	108
2,534		4,444	-1,910
25,215		24,596	619
17,519		18,736	-1,217
15,529		21,745	-6,216
16,957		26,581	-9,624
2,314		2,244	70
386		450	-64

Form 990PF Part IV - Capital Gains and Losses for Tax on Investment Income - Columns i - l

Complete only for assets showing gain in column (h) and owned by the foundation on 12/31/69			(l) Gains (Col (h) gain minus col (k), but not less than -0-) or Losses (from col (h))
(i) F M V as of 12/31/69	(j) Adjusted basis as of 12/31/69	(k) Excess of col (i) over col (j), if any	
			-284
			-83
			108
			-1,910
			619
			-1,217
			-6,216
			-9,624
			70
			-64



Form 990PF Part IV - Capital Gains and Losses for Tax on Investment Income - Columns a - d

List and describe the kind(s) of property sold (e g , real estate, (a) 2-story brick warehouse, or common stock, 200 shs MLC Co )	(b) How acquired P—Purchase D—Donation	(c) Date acquired (mo , day, yr )	(d) Date sold (mo , day, yr )
31 LITTELFUSE INC			2016-01-20
1 LITTELFUSE INC		2015-03-02	2016-01-20
298 LOWES CO INC			2016-01-20
314 LOWES CO INC		2015-02-17	2016-01-20
66 MADDEN STEVEN LTD			2016-01-20
5 MADDEN STEVEN LTD		2015-03-02	2016-01-20
168 MASCO CORP		2014-05-06	2016-01-20
80 MAXIMUS INC			2016-01-20
103 MCKESSON CORPORATION			2016-01-20
108 MCKESSON CORPORATION		2015-02-17	2016-01-20

Form 990PF Part IV - Capital Gains and Losses for Tax on Investment Income - Columns e - h

(e) Gross sales price	(f) Depreciation allowed (or allowable)	(g) Cost or other basis plus expense of sale	(h) Gain or (loss) (e) plus (f) minus (g)
2,906		2,832	74
94		102	-8
20,237		16,702	3,535
21,323		22,758	-1,435
1,905		2,179	-274
144		181	-37
4,047		3,010	1,037
4,183		3,356	827
17,336		20,580	-3,244
18,178		24,431	-6,253

Form 990PF Part IV - Capital Gains and Losses for Tax on Investment Income - Columns i - l

Complete only for assets showing gain in column (h) and owned by the foundation on 12/31/69			(l) Gains (Col (h) gain minus col (k), but not less than -0-) or Losses (from col (h))
(i) F M V as of 12/31/69	(j) Adjusted basis as of 12/31/69	(k) Excess of col (i) over col (j), if any	
			74
			-8
			3,535
			-1,435
			-274
			-37
			1,037
			827
			-3,244
			-6,253

Form 990PF Part IV - Capital Gains and Losses for Tax on Investment Income - Columns a - d

List and describe the kind(s) of property sold (e g , real estate, (a) 2-story brick warehouse, or common stock, 200 shs MLC Co )	(b) How acquired P—Purchase D—Donation	(c) Date acquired (mo , day, yr )	(d) Date sold (mo , day, yr )
52 MEDNAX INC		2014-05-06	2016-01-20
100 MENTOR GRAPHICS CORP			2016-01-20
6 MENTOR GRAPHICS CORP		2015-03-02	2016-01-20
306 MERCK AND CO INC			2016-01-20
311 MERCK AND CO INC		2015-02-17	2016-01-20
62 MERITAGE HOMES		2015-10-22	2016-01-20
87 MILLER HERMAN INC		2015-10-22	2016-01-20
24 MOLINA HEALTHCARE INC		2015-06-17	2016-01-20
535 MORGAN STANLEY			2016-01-20
536 MORGAN STANLEY		2015-02-17	2016-01-20

Form 990PF Part IV - Capital Gains and Losses for Tax on Investment Income - Columns e - h

(e) Gross sales price	(f) Depreciation allowed (or allowable)	(g) Cost or other basis plus expense of sale	(h) Gain or (loss) (e) plus (f) minus (g)
3,471		2,999	472
1,663		2,033	-370
100		145	-45
15,387		17,460	-2,073
15,638		18,309	-2,671
1,679		2,452	-773
2,105		2,720	-615
1,309		1,647	-338
13,353		18,412	-5,059
13,378		19,837	-6,459

Form 990PF Part IV - Capital Gains and Losses for Tax on Investment Income - Columns i - l

Complete only for assets showing gain in column (h) and owned by the foundation on 12/31/69			(l) Gains (Col (h) gain minus col (k), but not less than -0-) or Losses (from col (h))
(i) F M V as of 12/31/69	(j) Adjusted basis as of 12/31/69	(k) Excess of col (i) over col (j), if any	
			472
			-370
			-45
			-2,073
			-2,671
			-773
			-615
			-338
			-5,059
			-6,459

Form 990PF Part IV - Capital Gains and Losses for Tax on Investment Income - Columns a - d

List and describe the kind(s) of property sold (e g , real estate, (a) 2-story brick warehouse, or common stock, 200 shs MLC Co )	(b) How acquired P—Purchase D—Donation	(c) Date acquired (mo , day, yr )	(d) Date sold (mo , day, yr )
37 MURPHY OIL CORP			2016-01-20
3 MURPHY OIL CORP		2015-03-02	2016-01-20
306 NTT DOCOMO INC A D R		2014-08-11	2016-01-20
634 NTT DOCOMO INC A D R		2014-10-23	2016-01-20
89 NATIONAL RETAIL PROPERTIES INC			2016-01-20
10 NATIONAL RETAIL PROPERTIES INC		2015-03-02	2016-01-20
81 NEW JERSEY RESOURCES CORP		2015-10-22	2016-01-20
102 NEWFIELD EXPL CO COM W/RIGHTS ATTACHED E			2016-01-20
136 NORTHROP GRUMMAN CORPORATION			2016-01-20
150 NORTHROP GRUMMAN CORPORATION		2015-02-17	2016-01-20

Form 990PF Part IV - Capital Gains and Losses for Tax on Investment Income - Columns e - h

(e) Gross sales price	(f) Depreciation allowed (or allowable)	(g) Cost or other basis plus expense of sale	(h) Gain or (loss) (e) plus (f) minus (g)
562		2,279	-1,717
46		148	-102
6,028		5,383	645
12,490		10,156	2,334
3,460		2,873	587
389		407	-18
2,683		2,526	157
2,362		3,178	-816
24,739		17,002	7,737
27,286		25,128	2,158

Form 990PF Part IV - Capital Gains and Losses for Tax on Investment Income - Columns i - l

Complete only for assets showing gain in column (h) and owned by the foundation on 12/31/69			(l) Gains (Col (h) gain minus col (k), but not less than -0-) or Losses (from col (h))
(i) F M V as of 12/31/69	(j) Adjusted basis as of 12/31/69	(k) Excess of col (i) over col (j), if any	
			-1,717
			-102
			645
			2,334
			587
			-18
			157
			-816
			7,737
			2,158

Form 990PF Part IV - Capital Gains and Losses for Tax on Investment Income - Columns a - d

List and describe the kind(s) of property sold (e g , real estate, (a) 2-story brick warehouse, or common stock, 200 shs MLC Co )	(b) How acquired P—Purchase D—Donation	(c) Date acquired (mo , day, yr )	(d) Date sold (mo , day, yr )
161 NORTHSTAR REALTY FINANCE		2015-10-22	2016-01-20
89 OASIS PETROLEUM INC		2015-06-17	2016-01-20
555 ORACLE CORPORATION			2016-01-20
192 ORACLE CORPORATION		2015-03-02	2016-01-20
38 ORBITAL ATK INC			2016-01-20
1 ORBITAL ATK INC		2015-03-02	2016-01-20
167 OUTFRONT MEDIA INC		2015-02-17	2016-01-20
48 PACKAGING CORP AMERICA		2015-10-22	2016-01-20
260 PEARSON P L C A D R		2015-10-22	2016-01-20
91 PENNYMAC MTG INV TR			2016-01-20

Form 990PF Part IV - Capital Gains and Losses for Tax on Investment Income - Columns e - h

(e) Gross sales price	(f) Depreciation allowed (or allowable)	(g) Cost or other basis plus expense of sale	(h) Gain or (loss) (e) plus (f) minus (g)
1,766		4,036	-2,270
346		1,513	-1,167
18,665		21,891	-3,226
6,457		8,400	-1,943
3,270		2,383	887
86		68	18
3,413		5,003	-1,590
2,688		3,100	-412
2,418		3,793	-1,375
1,157		2,113	-956

Form 990PF Part IV - Capital Gains and Losses for Tax on Investment Income - Columns i - l

Complete only for assets showing gain in column (h) and owned by the foundation on 12/31/69			(l) Gains (Col (h) gain minus col (k), but not less than -0-) or Losses (from col (h))
(i) F M V as of 12/31/69	(j) Adjusted basis as of 12/31/69	(k) Excess of col (i) over col (j), if any	
			-2,270
			-1,167
			-3,226
			-1,943
			887
			18
			-1,590
			-412
			-1,375
			-956

Form 990PF Part IV - Capital Gains and Losses for Tax on Investment Income - Columns a - d

List and describe the kind(s) of property sold (e g , real estate, (a) 2-story brick warehouse, or common stock, 200 shs MLC Co )	(b) How acquired P—Purchase D—Donation	(c) Date acquired (mo , day, yr )	(d) Date sold (mo , day, yr )
238 PHILIPPINE LONG DISTANCE TEL ADR		2015-10-22	2016-01-20
561 PINNACLE FOODS INC		2015-03-02	2016-01-20
581 PINNACLE FOODS INC		2014-12-19	2016-01-20
39 PLANTRONICS INC		2014-09-22	2016-01-20
103 PRIMORIS SERVICES CORP			2016-01-20
4 PRIMORIS SERVICES CORP		2015-03-02	2016-01-20
92 987 PRINCIPAL GL R E SEC INS		2015-03-02	2016-01-20
14943 121 PRINCIPAL GL R E SEC INS			2016-01-20
5 PROGRESSIVE CORP		2015-03-02	2016-01-20
112 PROGRESSIVE CORP			2016-01-20

Form 990PF Part IV - Capital Gains and Losses for Tax on Investment Income - Columns e - h

(e) Gross sales price	(f) Depreciation allowed (or allowable)	(g) Cost or other basis plus expense of sale	(h) Gain or (loss) (e) plus (f) minus (g)
9,417		11,583	-2,166
22,428		20,432	1,996
23,228		20,545	2,683
1,654		1,934	-280
2,009		2,943	-934
78		83	-5
754		899	-145
121,189		123,548	-2,359
148		135	13
3,325		2,776	549

Form 990PF Part IV - Capital Gains and Losses for Tax on Investment Income - Columns i - l

Complete only for assets showing gain in column (h) and owned by the foundation on 12/31/69			(l) Gains (Col (h) gain minus col (k), but not less than -0-) or Losses (from col (h))
(i) F M V as of 12/31/69	(j) Adjusted basis as of 12/31/69	(k) Excess of col (i) over col (j), if any	
			-2,166
			1,996
			2,683
			-280
			-934
			-5
			-145
			-2,359
			13
			549

Form 990PF Part IV - Capital Gains and Losses for Tax on Investment Income - Columns a - d

List and describe the kind(s) of property sold (e g , real estate, (a) 2-story brick warehouse, or common stock, 200 shs MLC Co )	(b) How acquired P—Purchase D—Donation	(c) Date acquired (mo , day, yr )	(d) Date sold (mo , day, yr )
399 PRUDENTIAL FINANCIAL INC		2015-10-22	2016-01-20
2 RMR GROUP INC THE A		2015-12-14	2016-01-20
157 RADIAN GROUP INC			2016-01-20
159 RADIAN GROUP INC		2015-10-22	2016-01-20
44 REINSURANCE GROUP AMERICA			2016-01-20
1 REINSURANCE GROUP AMERICA		2015-03-02	2016-01-20
126 REPUBLIC SVCS INC		2014-05-06	2016-01-20
46 RYMAN HOSPITALITY PROPERTIES			2016-01-20
239 SANDISK CORP			2016-01-20
230 SANDISK CORP			2016-01-20

Form 990PF Part IV - Capital Gains and Losses for Tax on Investment Income - Columns e - h

(e) Gross sales price	(f) Depreciation allowed (or allowable)	(g) Cost or other basis plus expense of sale	(h) Gain or (loss) (e) plus (f) minus (g)
26,597		32,414	-5,817
38		24	14
1,705		2,059	-354
1,727		2,520	-793
3,428		2,603	825
78		90	-12
5,286		4,405	881
1,983		2,231	-248
16,448		21,437	-4,989
15,829		18,883	-3,054

Form 990PF Part IV - Capital Gains and Losses for Tax on Investment Income - Columns i - l

Complete only for assets showing gain in column (h) and owned by the foundation on 12/31/69			(l) Gains (Col (h) gain minus col (k), but not less than -0-) or Losses (from col (h))
(i) F M V as of 12/31/69	(j) Adjusted basis as of 12/31/69	(k) Excess of col (i) over col (j), if any	
			-5,817
			14
			-354
			-793
			825
			-12
			881
			-248
			-4,989
			-3,054

Form 990PF Part IV - Capital Gains and Losses for Tax on Investment Income - Columns a - d

List and describe the kind(s) of property sold (e g , real estate, (a) 2-story brick warehouse, or common stock, 200 shs MLC Co )	(b) How acquired P—Purchase D—Donation	(c) Date acquired (mo , day, yr )	(d) Date sold (mo , day, yr )
42 SCANSOURCE INC COM			2016-01-20
2 SCANSOURCE INC COM		2015-03-02	2016-01-20
43 THE SCOTTS MIRACLE GRO COMPANY		2014-05-06	2016-01-20
148 SEALED AIR CORP		2014-05-06	2016-01-20
87 SINCLAIR BROADCAST GROUP INC A		2015-08-04	2016-01-20
73 SINCLAIR BROADCAST GROUP INC A			2016-01-20
54 SIRONA DENTAL SYS INC			2016-01-20
152 SKY WEST INC			2016-01-20
458 SKYWORKS SOLUTIONS INC		2015-03-02	2016-01-20
24 SNAP ON INC		2014-07-21	2016-01-20

Form 990PF Part IV - Capital Gains and Losses for Tax on Investment Income - Columns e - h

(e) Gross sales price	(f) Depreciation allowed (or allowable)	(g) Cost or other basis plus expense of sale	(h) Gain or (loss) (e) plus (f) minus (g)
1,178		1,667	-489
56		72	-16
2,797		2,649	148
5,799		4,899	900
2,520		2,505	15
2,115		2,481	-366
5,485		3,812	1,673
2,163		2,225	-62
27,823		41,096	-13,273
3,592		2,965	627

Form 990PF Part IV - Capital Gains and Losses for Tax on Investment Income - Columns i - l

Complete only for assets showing gain in column (h) and owned by the foundation on 12/31/69			(l) Gains (Col (h) gain minus col (k), but not less than -0-) or Losses (from col (h))
(i) F M V as of 12/31/69	(j) Adjusted basis as of 12/31/69	(k) Excess of col (i) over col (j), if any	
			-489
			-16
			148
			900
			15
			-366
			1,673
			-62
			-13,273
			627

Form 990PF Part IV - Capital Gains and Losses for Tax on Investment Income - Columns a - d

List and describe the kind(s) of property sold (e g , real estate, (a) 2-story brick warehouse, or common stock, 200 shs MLC Co )	(b) How acquired P—Purchase D—Donation	(c) Date acquired (mo , day, yr )	(d) Date sold (mo , day, yr )
691 SOUTHWEST AIRLINES CO		2015-02-17	2016-01-20
290 SOUTHWEST AIRLINES CO		2014-10-23	2016-01-20
285 SPIRIT AEROSYSTEMS HLDGS INC			2016-01-20
501 SPIRIT AEROSYSTEMS HLDGS INC		2015-02-17	2016-01-20
20 STAMPS COM INC		2014-11-24	2016-01-20
75 STIFEL FINANCIAL CORP		2014-05-06	2016-01-20
16 SUMMIT HOTEL PROPERTIES INC		2015-03-02	2016-01-20
177 SUMMIT HOTEL PROPERTIES INC			2016-01-20
141 SUPER MICRO COMPUTER INC			2016-01-20
123 SWIFT TRANSPORTATION CO			2016-01-20

Form 990PF Part IV - Capital Gains and Losses for Tax on Investment Income - Columns e - h

(e) Gross sales price	(f) Depreciation allowed (or allowable)	(g) Cost or other basis plus expense of sale	(h) Gain or (loss) (e) plus (f) minus (g)
26,949		29,540	-2,591
11,310		9,891	1,419
12,174		11,041	1,133
21,400		24,774	-3,374
1,834		918	916
2,523		3,492	-969
152		214	-62
1,682		1,930	-248
3,501		4,017	-516
1,514		2,832	-1,318

Form 990PF Part IV - Capital Gains and Losses for Tax on Investment Income - Columns i - l

Complete only for assets showing gain in column (h) and owned by the foundation on 12/31/69			(l) Gains (Col (h) gain minus col (k), but not less than -0-) or Losses (from col (h))
(i) F M V as of 12/31/69	(j) Adjusted basis as of 12/31/69	(k) Excess of col (i) over col (j), if any	
			-2,591
			1,419
			1,133
			-3,374
			916
			-969
			-62
			-248
			-516
			-1,318



Form 990PF Part IV - Capital Gains and Losses for Tax on Investment Income - Columns a - d

List and describe the kind(s) of property sold (e g , real estate, (a) 2-story brick warehouse, or common stock, 200 shs MLC Co )	(b) How acquired P—Purchase D—Donation	(c) Date acquired (mo , day, yr )	(d) Date sold (mo , day, yr )
6 SWIFT TRANSPORTATION CO		2015-03-02	2016-01-20
109 TJX COMPANIES INC		2014-05-06	2016-01-20
452 TARGET CORP			2016-01-20
49 TENNECO AUTOMOTIVE INC COM W/RIGHTS ATTA			2016-01-20
1998 TERADYNE INC		2015-08-04	2016-01-20
179 TERRENO REALTY CORP		2015-02-17	2016-01-20
144 TEVA PHARMACEUTICAL INDS LTD ADR		2014-10-23	2016-01-20
1008 TESSERA TECH INC		2015-06-17	2016-01-20
2 THOR INDUSTRIES INC		2015-03-02	2016-01-20
52 THOR INDUSTRIES INC			2016-01-20

Form 990PF Part IV - Capital Gains and Losses for Tax on Investment Income - Columns e - h

(e) Gross sales price	(f) Depreciation allowed (or allowable)	(g) Cost or other basis plus expense of sale	(h) Gain or (loss) (e) plus (f) minus (g)
74		171	-97
7,294		6,296	998
30,321		36,130	-5,809
1,820		2,925	-1,105
38,324		37,298	1,026
3,804		4,120	-316
8,814		7,768	1,046
27,400		38,462	-11,062
97		123	-26
2,534		3,112	-578

Form 990PF Part IV - Capital Gains and Losses for Tax on Investment Income - Columns i - l

Complete only for assets showing gain in column (h) and owned by the foundation on 12/31/69			(l) Gains (Col (h) gain minus col (k), but not less than -0-) or Losses (from col (h))
(i) F M V as of 12/31/69	(j) Adjusted basis as of 12/31/69	(k) Excess of col (i) over col (j), if any	
			-97
			998
			-5,809
			-1,105
			1,026
			-316
			1,046
			-11,062
			-26
			-578

Form 990PF Part IV - Capital Gains and Losses for Tax on Investment Income - Columns a - d

List and describe the kind(s) of property sold (e g , real estate, (a) 2-story brick warehouse, or common stock, 200 shs MLC Co )	(b) How acquired P—Purchase D—Donation	Date acquired (c) (mo , day, yr )	(d) Date sold (mo , day, yr )
453 TRINITY INDS INC		2015-02-17	2016-01-20
433 TRINITY INDS INC			2016-01-20
110 TRUEBLUE INC		2015-10-22	2016-01-20
63 VCA INC			2016-01-20
292 VALERO ENERGY CORP			2016-01-20
288 VALERO ENERGY CORP			2016-01-20
1 VODAFONE GROUP PLC A D R			2016-01-20
26 VORNADO RLTY TR		2015-03-02	2016-01-20
498 VOYA FINANCIAL INC		2015-02-17	2016-01-20
453 VOYA FINANCIAL INC			2016-01-20

Form 990PF Part IV - Capital Gains and Losses for Tax on Investment Income - Columns e - h

(e) Gross sales price	(f) Depreciation allowed (or allowable)	(g) Cost or other basis plus expense of sale	(h) Gain or (loss) (e) plus (f) minus (g)
8,481		13,630	-5,149
8,107		15,505	-7,398
2,384		3,032	-648
2,936		2,116	820
19,149		17,248	1,901
18,887		14,169	4,718
30		33	-3
2,279		2,878	-599
14,790		21,479	-6,689
13,454		17,268	-3,814

Form 990PF Part IV - Capital Gains and Losses for Tax on Investment Income - Columns i - l

Complete only for assets showing gain in column (h) and owned by the foundation on 12/31/69			(l) Gains (Col (h) gain minus col (k), but not less than -0-) or Losses (from col (h))
(i) F M V as of 12/31/69	(j) Adjusted basis as of 12/31/69	(k) Excess of col (i) over col (j), if any	
			-5,149
			-7,398
			-648
			820
			1,901
			4,718
			-3
			-599
			-6,689
			-3,814

Form 990PF Part IV - Capital Gains and Losses for Tax on Investment Income - Columns a - d

List and describe the kind(s) of property sold (e g , real estate, (a) 2-story brick warehouse, or common stock, 200 shs MLC Co )	(b) How acquired P—Purchase D—Donation	(c) Date acquired (mo , day, yr )	(d) Date sold (mo , day, yr )
175 WNS HOLDINGS LTD ADR			2016-01-20
58 WEC ENERGY GROUP INC			2016-01-20
157 WABASH NATL CORP COM W/RTS ATTACHED EXP			2016-01-20
100 WEB COM GROUP INC		2015-08-04	2016-01-20
20 WEINGARTEN RLTY INVTS		2015-03-02	2016-01-20
87 WEINGARTEN RLTY INVTS			2016-01-20
29 WELLCARE HEALTH PLANS INC		2015-02-17	2016-01-20
54 WESBANCO INC			2016-01-20
3 WESBANCO INC		2015-03-02	2016-01-20
15 WESTERN ALLIANCE BANCORPORATION		2015-03-02	2016-01-20

Form 990PF Part IV - Capital Gains and Losses for Tax on Investment Income - Columns e - h

(e) Gross sales price	(f) Depreciation allowed (or allowable)	(g) Cost or other basis plus expense of sale	(h) Gain or (loss) (e) plus (f) minus (g)
4,958		3,568	1,390
3,060		2,668	392
1,592		2,151	-559
1,749		2,519	-770
644		725	-81
2,801		2,635	166
2,116		2,372	-256
1,488		1,628	-140
83		99	-16
469		432	37

Form 990PF Part IV - Capital Gains and Losses for Tax on Investment Income - Columns i - l

Complete only for assets showing gain in column (h) and owned by the foundation on 12/31/69			(l) Gains (Col (h) gain minus col (k), but not less than -0-) or Losses (from col (h))
(i) F M V as of 12/31/69	(j) Adjusted basis as of 12/31/69	(k) Excess of col (i) over col (j), if any	
			1,390
			392
			-559
			-770
			-81
			166
			-256
			-140
			-16
			37

Form 990PF Part IV - Capital Gains and Losses for Tax on Investment Income - Columns a - d

List and describe the kind(s) of property sold (e g , real estate, (a) 2-story brick warehouse, or common stock, 200 shs MLC Co )	(b) How acquired P—Purchase D—Donation	(c) Date acquired (mo , day, yr )	(d) Date sold (mo , day, yr )
97 WESTERN ALLIANCE BANCORPORATION			2016-01-20
810 WESTERN REFINING INC		2015-06-17	2016-01-20
302 WESTPAC BANKING COPR SPON ADR			2016-01-20
80 WEYERHAEUSER CO			2016-01-20
109 WEYERHAEUSER CO			2016-01-20
54 WHITING PETROLEUM CORP			2016-01-20
2 WHITING PETROLEUM CORP		2015-03-02	2016-01-20
215 WILSHIRE BANCORP INC			2016-01-20
60 WINTRUST FINANCIAL CORP			2016-01-20
4 WINTRUST FINANCIAL CORP		2015-03-02	2016-01-20

Form 990PF Part IV - Capital Gains and Losses for Tax on Investment Income - Columns e - h

(e) Gross sales price	(f) Depreciation allowed (or allowable)	(g) Cost or other basis plus expense of sale	(h) Gain or (loss) (e) plus (f) minus (g)
3,033		2,459	574
25,046		35,114	-10,068
6,209		9,222	-3,013
1,935		2,807	-872
2,637		3,670	-1,033
260		3,705	-3,445
10		65	-55
2,169		2,122	47
2,384		2,694	-310
159		189	-30

Form 990PF Part IV - Capital Gains and Losses for Tax on Investment Income - Columns i - l

Complete only for assets showing gain in column (h) and owned by the foundation on 12/31/69			(l) Gains (Col (h) gain minus col (k), but not less than -0-) or Losses (from col (h))
(i) F M V as of 12/31/69	(j) Adjusted basis as of 12/31/69	(k) Excess of col (i) over col (j), if any	
			574
			-10,068
			-3,013
			-872
			-1,033
			-3,445
			-55
			47
			-310
			-30

Form 990PF Part IV - Capital Gains and Losses for Tax on Investment Income - Columns a - d

List and describe the kind(s) of property sold (e g , real estate, (a) 2-story brick warehouse, or common stock, 200 shs MLC Co )	(b) How acquired P—Purchase D—Donation	(c) Date acquired (mo , day, yr )	(d) Date sold (mo , day, yr )
88 XILINX INC		2014-05-06	2016-01-20
36 ARRIS INTERNATIONAL PLC			2016-01-20
23 ARRIS INTERNATIONAL PLC		2015-02-17	2016-01-20
37 LIVANOVA PLC			2016-01-20
214 NABORS INDUSTRIES LTD			2016-01-20
30 RENAISSANCE RE HOLDINGS LTD		2014-05-06	2016-01-20
59 STERIS PLC			2016-01-20
5564 RMR GROUP INC THE A		2015-12-14	2016-01-21
681 EXPEDIA INC		2015-03-02	2016-01-25
75 ADIDAS AG A D R		2016-01-20	2016-02-03

Form 990PF Part IV - Capital Gains and Losses for Tax on Investment Income - Columns e - h

(e) Gross sales price	(f) Depreciation allowed (or allowable)	(g) Cost or other basis plus expense of sale	(h) Gain or (loss) (e) plus (f) minus (g)
3,752		4,074	-322
941		1,176	-235
601		610	-9
1,966		2,567	-601
1,053		4,986	-3,933
3,252		3,053	199
3,951		4,387	-436
11		7	4
70		88	-18
3,840		3,748	92

Form 990PF Part IV - Capital Gains and Losses for Tax on Investment Income - Columns i - l

Complete only for assets showing gain in column (h) and owned by the foundation on 12/31/69			(l) Gains (Col (h) gain minus col (k), but not less than -0-) or Losses (from col (h))
(i) F M V as of 12/31/69	(j) Adjusted basis as of 12/31/69	(k) Excess of col (i) over col (j), if any	
			-322
			-235
			-9
			-601
			-3,933
			199
			-436
			4
			-18
			92

Form 990PF Part IV - Capital Gains and Losses for Tax on Investment Income - Columns a - d

List and describe the kind(s) of property sold (e g , real estate, (a) 2-story brick warehouse, or common stock, 200 shs MLC Co )	(b) How acquired P—Purchase D—Donation	(c) Date acquired (mo , day, yr )	(d) Date sold (mo , day, yr )
295 AUTOHOME INC			2016-02-03
243 AUTOMATIC DATA PROCESSING		2016-01-20	2016-02-03
12 AVALONBAY CMNTYS INC		2015-03-02	2016-02-03
55 AVALONBAY CMNTYS INC			2016-02-03
7864 719 BARON EMERGING MARKETS INSTITUTIONAL		2015-12-07	2016-02-03
196 BLOOMIN BRANDS INC		2015-10-22	2016-02-03
20 EQUINIX INC		2016-01-20	2016-02-03
25 ESSEX PPTY TR INC			2016-02-03
120 DELHAIZE GROUP SPONS A D R		2014-05-13	2016-02-03
37 DELHAIZE GROUP SPONS A D R		2014-10-23	2016-02-03

Form 990PF Part IV - Capital Gains and Losses for Tax on Investment Income - Columns e - h

(e) Gross sales price	(f) Depreciation allowed (or allowable)	(g) Cost or other basis plus expense of sale	(h) Gain or (loss) (e) plus (f) minus (g)
7,074		7,580	-506
19,855		18,920	935
2,025		2,025	
9,282		7,969	1,313
76,209		76,209	
3,364		3,481	-117
6,245		5,819	426
5,245		4,321	924
3,119		2,204	915
962		612	350

Form 990PF Part IV - Capital Gains and Losses for Tax on Investment Income - Columns i - l

Complete only for assets showing gain in column (h) and owned by the foundation on 12/31/69			(l) Gains (Col (h) gain minus col (k), but not less than -0-) or Losses (from col (h))
(i) F M V as of 12/31/69	(j) Adjusted basis as of 12/31/69	(k) Excess of col (i) over col (j), if any	
			-506
			935
			1,313
			-117
			426
			924
			915
			350

Form 990PF Part IV - Capital Gains and Losses for Tax on Investment Income - Columns a - d

List and describe the kind(s) of property sold (e g , real estate, (a) 2-story brick warehouse, or common stock, 200 shs MLC Co )	(b) How acquired P—Purchase D—Donation	Date acquired (c) (mo , day, yr )	(d) Date sold (mo , day, yr )
18 FOUR CORNERS PROPERTY TRUST		2014-05-06	2016-02-03
228 HILTON WORLDWIDE HOLDINGS IN		2016-01-20	2016-02-03
201 HOST HOTELS RESORTS INC			2016-02-03
76 MICROSEMI CORP COM W/RIGHTS ATTACHED EXP			2016-02-03
4 MICROSEMI CORP COM W/RIGHTS ATTACHED EXP		2015-03-02	2016-02-03
793 OLLIES BARGAIN OUTLET HOLDI		2016-01-20	2016-02-03
469 PEARSON P L C A D R		2015-10-22	2016-02-03
37 POLARIS INDS INC			2016-02-03
80 POLARIS INDS INC			2016-02-03
4375 786 ROBECO BOSTON PARTNERS L S RSRCH			2016-02-03

Form 990PF Part IV - Capital Gains and Losses for Tax on Investment Income - Columns e - h

(e) Gross sales price	(f) Depreciation allowed (or allowable)	(g) Cost or other basis plus expense of sale	(h) Gain or (loss) (e) plus (f) minus (g)
304		281	23
3,958		3,997	-39
2,670		4,030	-1,360
2,275		1,881	394
120		132	-12
17,624		14,873	2,751
5,192		6,842	-1,650
2,809		5,201	-2,392
6,073		7,107	-1,034
62,049		57,478	4,571

Form 990PF Part IV - Capital Gains and Losses for Tax on Investment Income - Columns i - l

Complete only for assets showing gain in column (h) and owned by the foundation on 12/31/69			(l) Gains (Col (h) gain minus col (k), but not less than -0-) or Losses (from col (h))
(i) F M V as of 12/31/69	(j) Adjusted basis as of 12/31/69	(k) Excess of col (i) over col (j), if any	
			23
			-39
			-1,360
			394
			-12
			2,751
			-1,650
			-2,392
			-1,034
			4,571

Form 990PF Part IV - Capital Gains and Losses for Tax on Investment Income - Columns a - d

List and describe the kind(s) of property sold (e g , real estate, (a) 2-story brick warehouse, or common stock, 200 shs MLC Co )	(b) How acquired P—Purchase D—Donation	(c) Date acquired (mo , day, yr )	(d) Date sold (mo , day, yr )
58 TEVA PHARMACEUTICAL INDS LTD ADR		2014-10-23	2016-02-03
29 TOYOTA MTR CORP A D R		2014-11-24	2016-02-03
451 UDR INC			2016-02-03
31 VALSPAR CORP		2016-01-20	2016-02-03
68 VALSPAR CORP		2014-05-06	2016-02-03
123 WESTPAC BANKING COPR SPON ADR		2015-02-17	2016-02-03
23 WESTPAC BANKING COPR SPON ADR			2016-02-03
177 WESTPAC BANKING COPR SPON ADR			2016-02-03
494 ATT INC		2016-01-20	2016-03-04
35 AVALONBAY CMNTYS INC		2016-01-20	2016-03-04

Form 990PF Part IV - Capital Gains and Losses for Tax on Investment Income - Columns e - h

(e) Gross sales price	(f) Depreciation allowed (or allowable)	(g) Cost or other basis plus expense of sale	(h) Gain or (loss) (e) plus (f) minus (g)
3,554		3,129	425
3,364		3,526	-162
16,182		15,407	775
2,383		2,299	84
5,227		4,952	275
2,606		3,646	-1,040
487		658	-171
3,750		5,168	-1,418
18,786		16,737	2,049
6,262		6,010	252

Form 990PF Part IV - Capital Gains and Losses for Tax on Investment Income - Columns i - l

Complete only for assets showing gain in column (h) and owned by the foundation on 12/31/69			(l) Gains (Col (h) gain minus col (k), but not less than -0-) or Losses (from col (h))
(i) F M V as of 12/31/69	(j) Adjusted basis as of 12/31/69	(k) Excess of col (i) over col (j), if any	
			425
			-162
			775
			84
			275
			-1,040
			-171
			-1,418
			2,049
			252



Form 990PF Part IV - Capital Gains and Losses for Tax on Investment Income - Columns a - d

List and describe the kind(s) of property sold (e g , real estate, (a) 2-story brick warehouse, or common stock, 200 shs MLC Co )	(b) How acquired P—Purchase D—Donation	(c) Date acquired (mo , day, yr )	(d) Date sold (mo , day, yr )
12 AVALONBAY CMNTYS INC		2015-02-16	2016-03-04
15 CLARCOR INC		2015-08-04	2016-03-04
65 CLARCOR INC			2016-03-04
3 CLARCOR INC			2016-03-04
77 COGNEX CORP		2015-10-22	2016-03-04
70 COMPUTER PROGRAMS SYSTEMS		2013-12-23	2016-03-04
141 DR REDDYS LABORATORIES LTD A D R		2014-12-19	2016-03-04
6 FOUR CORNERS PROPERTY TRUST		2016-03-02	2016-03-04
6 FOUR CORNERS PROPERTY TRUST			2016-03-04
124 FRESENIUS MED AKTIENGESELLSCHAFT ADR		2014-10-23	2016-03-04

Form 990PF Part IV - Capital Gains and Losses for Tax on Investment Income - Columns e - h

(e) Gross sales price	(f) Depreciation allowed (or allowable)	(g) Cost or other basis plus expense of sale	(h) Gain or (loss) (e) plus (f) minus (g)
2,147		2,070	77
772		892	-120
3,347		3,963	-616
155		195	-40
3,102		2,716	386
3,811		4,308	-497
6,848		7,116	-268
10		10	
103		97	6
5,164		4,357	807

Form 990PF Part IV - Capital Gains and Losses for Tax on Investment Income - Columns i - l

Complete only for assets showing gain in column (h) and owned by the foundation on 12/31/69			(l) Gains (Col (h) gain minus col (k), but not less than -0-) or Losses (from col (h))
(i) F M V as of 12/31/69	(j) Adjusted basis as of 12/31/69	(k) Excess of col (i) over col (j), if any	
			77
			-120
			-616
			-40
			386
			-497
			-268
			6
			807

Form 990PF Part IV - Capital Gains and Losses for Tax on Investment Income - Columns a - d

List and describe the kind(s) of property sold (e g , real estate, (a) 2-story brick warehouse, or common stock, 200 shs MLC Co )	(b) How acquired P—Purchase D—Donation	(c) Date acquired (mo , day, yr )	(d) Date sold (mo , day, yr )
46 GRACO INC			2016-03-04
80 JACK HENRY ASSOCIATES INC		2016-01-20	2016-03-04
88 JACK HENRY ASSOCIATES INC			2016-03-04
451 HONG KONG TELEVISION NE A D R			2016-03-04
394 INTERCONTINENTAL HOTELS A D R			2016-03-04
278 JOHNSON JOHNSON		2016-01-20	2016-03-04
512 NTT DOCOMO INC A D R		2014-10-23	2016-03-04
52 NICE SYS LTD SPONSORED A D R		2014-10-23	2016-03-04
279 NICE SYS LTD SPONSORED A D R			2016-03-04
99 NOVARTIS AG SPONSORED ADR		2014-08-11	2016-03-04

Form 990PF Part IV - Capital Gains and Losses for Tax on Investment Income - Columns e - h

(e) Gross sales price	(f) Depreciation allowed (or allowable)	(g) Cost or other basis plus expense of sale	(h) Gain or (loss) (e) plus (f) minus (g)
3,731		3,441	290
6,545		5,926	619
7,200		4,901	2,299
1,953		3,110	-1,157
15,343		14,169	1,174
29,545		26,615	2,930
11,658		8,202	3,456
3,193		2,083	1,110
17,130		10,993	6,137
7,111		7,111	

Form 990PF Part IV - Capital Gains and Losses for Tax on Investment Income - Columns i - l

Complete only for assets showing gain in column (h) and owned by the foundation on 12/31/69			(l) Gains (Col (h) gain minus col (k), but not less than -0-) or Losses (from col (h))
(i) F M V as of 12/31/69	(j) Adjusted basis as of 12/31/69	(k) Excess of col (i) over col (j), if any	
			290
			619
			2,299
			-1,157
			1,174
			2,930
			3,456
			1,110
			6,137

Form 990PF Part IV - Capital Gains and Losses for Tax on Investment Income - Columns a - d

List and describe the kind(s) of property sold (e g , real estate, (a) 2-story brick warehouse, or common stock, 200 shs MLC Co )	(b) How acquired P—Purchase D—Donation	(c) Date acquired (mo , day, yr )	(d) Date sold (mo , day, yr )
404 PEARSON P L C A D R		2015-10-22	2016-03-04
30 POOL CORPORATION		2016-02-03	2016-03-04
51 POOL CORPORATION			2016-03-04
34 TEXAS ROADHOUSE INC		2014-05-06	2016-03-04
39 TEXAS ROADHOUSE INC			2016-03-04
7 TEXAS ROADHOUSE INC		2014-03-07	2016-03-04
730 VERIZON COMMUNICATIONS		2016-01-20	2016-03-04
185 WESTPAC BANKING COPR SPON ADR		2015-02-17	2016-03-04
155 CANADIAN NATURAL RESOURCES LTD		2016-01-20	2016-03-28
17 COOPER COS INC		2014-02-07	2016-03-28

Form 990PF Part IV - Capital Gains and Losses for Tax on Investment Income - Columns e - h

(e) Gross sales price	(f) Depreciation allowed (or allowable)	(g) Cost or other basis plus expense of sale	(h) Gain or (loss) (e) plus (f) minus (g)
5,001		5,894	-893
2,444		2,434	10
4,155		2,932	1,223
1,443		852	591
1,656		948	708
297		182	115
37,769		32,345	5,424
4,340		5,483	-1,143
4,128		2,339	1,789
2,542		2,073	469

Form 990PF Part IV - Capital Gains and Losses for Tax on Investment Income - Columns i - l

Complete only for assets showing gain in column (h) and owned by the foundation on 12/31/69			(l) Gains (Col (h) gain minus col (k), but not less than -0-) or Losses (from col (h))
(i) F M V as of 12/31/69	(j) Adjusted basis as of 12/31/69	(k) Excess of col (i) over col (j), if any	
			-893
			10
			1,223
			591
			708
			115
			5,424
			-1,143
			1,789
			469

Form 990PF Part IV - Capital Gains and Losses for Tax on Investment Income - Columns a - d

List and describe the kind(s) of property sold (e g , real estate, (a) 2-story brick warehouse, or common stock, 200 shs MLC Co )	(b) How acquired P—Purchase D—Donation	(c) Date acquired (mo , day, yr )	(d) Date sold (mo , day, yr )
268 DR PEPPER SNAPPLE GROUP		2016-01-20	2016-03-28
7 EQUITY RESIDENTIAL PPTYS TR		2015-03-02	2016-03-28
114 EQUITY RESIDENTIAL PPTYS TR			2016-03-28
59 FRESENIUS MED AKTIENGESELLSCHAFT ADR		2014-10-23	2016-03-28
235 HELMERICH PAYNE INC			2016-03-28
2 HUB GROUP INC		2016-01-20	2016-03-28
18 HUB GROUP INC			2016-03-28
104 HUB GROUP INC			2016-03-28
24 JOHNSON JOHNSON		2016-01-20	2016-03-28
5 KILROY RLTY CORP		2014-10-23	2016-03-28

Form 990PF Part IV - Capital Gains and Losses for Tax on Investment Income - Columns e - h

(e) Gross sales price	(f) Depreciation allowed (or allowable)	(g) Cost or other basis plus expense of sale	(h) Gain or (loss) (e) plus (f) minus (g)
24,061		23,973	88
515		544	-29
8,379		7,242	1,137
2,520		2,073	447
13,689		10,144	3,545
78		58	20
698		783	-85
4,033		4,090	-57
2,603		2,298	305
297		328	-31

Form 990PF Part IV - Capital Gains and Losses for Tax on Investment Income - Columns i - l

Complete only for assets showing gain in column (h) and owned by the foundation on 12/31/69			(l) Gains (Col (h) gain minus col (k), but not less than -0-) or Losses (from col (h))
(i) F M V as of 12/31/69	(j) Adjusted basis as of 12/31/69	(k) Excess of col (i) over col (j), if any	
			88
			-29
			1,137
			447
			3,545
			20
			-85
			-57
			305
			-31

Form 990PF Part IV - Capital Gains and Losses for Tax on Investment Income - Columns a - d

List and describe the kind(s) of property sold (e g , real estate, (a) 2-story brick warehouse, or common stock, 200 shs MLC Co )	(b) How acquired P—Purchase D—Donation	(c) Date acquired (mo , day, yr )	(d) Date sold (mo , day, yr )
49 KILROY RLTY CORP			2016-03-28
380 LEGGETT PLATT INC		2016-01-20	2016-03-28
8 MARKETAXESS HLDGS INC		2014-09-22	2016-03-28
72 MARKETAXESS HLDGS INC			2016-03-28
400 NOVARTIS AG SPONSORED ADR			2016-03-28
31 NOVARTIS AG SPONSORED ADR		2016-02-03	2016-03-28
105 TANGER FACTORY OUTLET CENTER			2016-03-28
56 TAUBMAN CTRS INC		2016-01-20	2016-03-28
38 TAUBMAN CTRS INC		2015-06-17	2016-03-28
222 ACCENTURE PLC CL A		2016-01-20	2016-03-28

Form 990PF Part IV - Capital Gains and Losses for Tax on Investment Income - Columns e - h

(e) Gross sales price	(f) Depreciation allowed (or allowable)	(g) Cost or other basis plus expense of sale	(h) Gain or (loss) (e) plus (f) minus (g)
2,910		2,517	393
18,107		14,277	3,830
964		487	477
8,672		3,498	5,174
29,312		35,362	-6,050
2,272		2,367	-95
3,687		3,521	166
3,883		3,908	-25
2,635		2,762	-127
25,341		21,842	3,499

Form 990PF Part IV - Capital Gains and Losses for Tax on Investment Income - Columns i - l

Complete only for assets showing gain in column (h) and owned by the foundation on 12/31/69			(l) Gains (Col (h) gain minus col (k), but not less than -0-) or Losses (from col (h))
(i) F M V as of 12/31/69	(j) Adjusted basis as of 12/31/69	(k) Excess of col (i) over col (j), if any	
			393
			3,830
			477
			5,174
			-6,050
			-95
			166
			-25
			-127
			3,499

Form 990PF Part IV - Capital Gains and Losses for Tax on Investment Income - Columns a - d

List and describe the kind(s) of property sold (e g , real estate, (a) 2-story brick warehouse, or common stock, 200 shs MLC Co )	(b) How acquired P—Purchase D—Donation	(c) Date acquired (mo , day, yr )	(d) Date sold (mo , day, yr )
165 CHUBB LTD		2016-02-03	2016-03-28
75000 ABBEY NATL TREAS 4 000% 4/27/16		2011-05-17	2016-04-27
287000 JPM 2Y EFA BR MTN 5/26/16		2014-05-22	2016-05-26
19 ALLIANCE DATA SYSTEMS CORP		2016-01-20	2016-06-01
21 ALLIANCE DATA SYSTEMS CORP			2016-06-01
109 A N S Y S INC			2016-06-01
785 CHUNGHWA TELECOM CO LTD A D R			2016-06-01
27 DIGITAL REALTY TRUST INC		2013-02-04	2016-06-01
51 EQUITY RESIDENTIAL PPTYS TR		2015-03-02	2016-06-01
154 EQUITY RESIDENTIAL PPTYS TR		2016-01-20	2016-06-01

Form 990PF Part IV - Capital Gains and Losses for Tax on Investment Income - Columns e - h

(e) Gross sales price	(f) Depreciation allowed (or allowable)	(g) Cost or other basis plus expense of sale	(h) Gain or (loss) (e) plus (f) minus (g)
19,685		18,672	1,013
75,000		76,073	-1,073
282,231		287,000	-4,769
4,211		4,656	-445
4,655		5,356	-701
9,631		8,808	823
26,564		23,640	2,924
2,568		1,848	720
3,457		3,966	-509
10,439		11,698	-1,259

Form 990PF Part IV - Capital Gains and Losses for Tax on Investment Income - Columns i - l

Complete only for assets showing gain in column (h) and owned by the foundation on 12/31/69			(l) Gains (Col (h) gain minus col (k), but not less than -0-) or Losses (from col (h))
(i) F M V as of 12/31/69	(j) Adjusted basis as of 12/31/69	(k) Excess of col (i) over col (j), if any	
			1,013
			-1,073
			-4,769
			-445
			-701
			823
			2,924
			720
			-509
			-1,259

Form 990PF Part IV - Capital Gains and Losses for Tax on Investment Income - Columns a - d

List and describe the kind(s) of property sold (e g , real estate, (a) 2-story brick warehouse, or common stock, 200 shs MLC Co )	(b) How acquired P—Purchase D—Donation	(c) Date acquired (mo , day, yr )	(d) Date sold (mo , day, yr )
34 EXTRA SPACE STORAGE INC		2015-08-04	2016-06-01
26 EXTRA SPACE STORAGE INC		2015-03-02	2016-06-01
43 EXTRA SPACE STORAGE INC		2016-01-20	2016-06-01
149 FRESENIUS MED AKTIENGESELLSCHAFT ADR		2014-10-23	2016-06-01
165 GLAXO SMITHKLINE P L C A D R		2014-10-23	2016-06-01
86 GRACO INC		2016-01-20	2016-06-01
29 GRACO INC			2016-06-01
51 HAIN CELESTIAL GROUP INC COM		2014-02-07	2016-06-01
275 HONDA MOTOR CO LTD A D R		2015-06-17	2016-06-01
53 NORTHSTAR REALTY EUROPE C		2015-10-31	2016-06-01

Form 990PF Part IV - Capital Gains and Losses for Tax on Investment Income - Columns e - h

(e) Gross sales price	(f) Depreciation allowed (or allowable)	(g) Cost or other basis plus expense of sale	(h) Gain or (loss) (e) plus (f) minus (g)
3,141		2,539	602
2,402		1,723	679
3,973		3,633	340
6,454		5,235	1,219
6,925		7,509	-584
6,811		5,572	1,239
2,297		2,152	145
2,496		2,224	272
7,612		8,953	-1,341
588		603	-15

Form 990PF Part IV - Capital Gains and Losses for Tax on Investment Income - Columns i - l

Complete only for assets showing gain in column (h) and owned by the foundation on 12/31/69			(l) Gains (Col (h) gain minus col (k), but not less than -0-) or Losses (from col (h))
(i) F M V as of 12/31/69	(j) Adjusted basis as of 12/31/69	(k) Excess of col (i) over col (j), if any	
			602
			679
			340
			1,219
			-584
			1,239
			145
			272
			-1,341
			-15

Form 990PF Part IV - Capital Gains and Losses for Tax on Investment Income - Columns a - d

List and describe the kind(s) of property sold (e g , real estate, (a) 2-story brick warehouse, or common stock, 200 shs MLC Co )	(b) How acquired P—Purchase D—Donation	(c) Date acquired (mo , day, yr )	(d) Date sold (mo , day, yr )
60 PROLOGIS INC		2015-08-04	2016-06-01
87 PUBLIC STORAGE INC		2016-01-20	2016-06-01
33 REGENCY CENTERS CORP RIGHTS		2014-09-22	2016-06-01
763 ROCHE HLDG LTD SPONSORED ADR		2015-10-22	2016-06-01
336 TEVA PHARMACEUTICAL INDS LTD ADR		2014-10-23	2016-06-01
56 TOYOTA MTR CORP A D R		2015-08-04	2016-06-01
21 TOYOTA MTR CORP A D R		2014-11-24	2016-06-01
20 TRINITY BIOTECH PLC SPON A D R		2014-10-23	2016-06-01
156 TRINITY BIOTECH PLC SPON A D R		2014-05-13	2016-06-01
44 TRINITY BIOTECH PLC SPON A D R		2014-05-06	2016-06-01

Form 990PF Part IV - Capital Gains and Losses for Tax on Investment Income - Columns e - h

(e) Gross sales price	(f) Depreciation allowed (or allowable)	(g) Cost or other basis plus expense of sale	(h) Gain or (loss) (e) plus (f) minus (g)
2,842		2,448	394
21,957		20,991	966
2,515		1,800	715
25,064		25,632	-568
17,362		18,125	-763
5,827		7,251	-1,424
2,185		2,554	-369
220		338	-118
1,716		3,775	-2,059
484		1,071	-587

Form 990PF Part IV - Capital Gains and Losses for Tax on Investment Income - Columns i - l

Complete only for assets showing gain in column (h) and owned by the foundation on 12/31/69			(l) Gains (Col (h) gain minus col (k), but not less than -0-) or Losses (from col (h))
(i) F M V as of 12/31/69	(j) Adjusted basis as of 12/31/69	(k) Excess of col (i) over col (j), if any	
			394
			966
			715
			-568
			-763
			-1,424
			-369
			-118
			-2,059
			-587



Form 990PF Part IV - Capital Gains and Losses for Tax on Investment Income - Columns a - d

List and describe the kind(s) of property sold (e g , real estate, (a) 2-story brick warehouse, or common stock, 200 shs MLC Co )	(b) How acquired P—Purchase D—Donation	Date acquired (c) (mo , day, yr )	(d) Date sold (mo , day, yr )
88 WACOAL HOLDINGS CORP ADR			2016-06-01
71 WILLIAMS SONOMA INC			2016-06-01
119 WILLIAMS SONOMA INC		2016-01-20	2016-06-01
92 GLAXO SMITHKLINE P L C A D R		2015-10-22	2016-06-13
5150 359 NUVEEN PREFERRED SECURITIES FUND			2016-06-13
1440 659 NUVEEN PREFERRED SECURITIES FUND			2016-06-13
818 585 NUVEEN PREFERRED SECURITIES FUND			2016-06-13
400 OLLIES BARGAIN OUTLET HOLDI		2016-06-01	2016-06-13
531 STATOIL ASA A D R		2016-03-28	2016-06-13
CAPITAL GAIN DIVIDENDS	P		

Form 990PF Part IV - Capital Gains and Losses for Tax on Investment Income - Columns e - h

(e) Gross sales price	(f) Depreciation allowed (or allowable)	(g) Cost or other basis plus expense of sale	(h) Gain or (loss) (e) plus (f) minus (g)
4,578		4,397	181
3,742		4,101	-359
6,272		5,752	520
3,764		3,788	-24
86,578		86,578	
24,217		24,217	
13,760		13,760	
9,576		10,097	-521
8,629		8,129	500
			21,178

Form 990PF Part IV - Capital Gains and Losses for Tax on Investment Income - Columns i - l

Complete only for assets showing gain in column (h) and owned by the foundation on 12/31/69			(l) Gains (Col (h) gain minus col (k), but not less than -0-) or Losses (from col (h))
(i) F M V as of 12/31/69	(j) Adjusted basis as of 12/31/69	(k) Excess of col (i) over col (j), if any	
			181
			-359
			520
			-24
			-521
			500

Form 990PF Part XV Line 3 - Grants and Contributions Paid During the Year or Approved for Future Payment

Recipient	If recipient is an individual, show any relationship to any foundation manager or substantial contributor	Foundation status of recipient	Purpose of grant or contribution	Amount
Name and address (home or business)				
<b>a</b> Paid during the year				
ALLIANCE OF SOUTHWEST MISSOURI 1027 S MAIN ST JOPLIN,MO 64801	NONE	PC	GENERAL OPERATING	3,500
AMERICAN RED CROSS 410 JACKSON JOPLIN,MO 64801	NONE	PC	GENERAL OPERATING	10,000
AREA AGENCY ON AGING PO BOX 3990 JOPLIN,MO 648033990	NONE	PC	GENERAL OPERATING	4,000
ART FEEDS PO BOX 703 JOPLIN,MO 64802	NONE	PC	GENERAL OPERATING	3,000
ASPIRE OF SW MISSOURI PO BOX 4623 JOPLIN,MO 64803	NONE	PC	GENERAL OPERATING	2,500
CHILDRENS HAVEN OF SOUTHWEST 711 S PICHER JOPLIN,MO 64801	NONE	PC	GENERAL OPERATING	15,000
CHILDREN'S MERCY HOSPITAL 2401 GILLHAM ROAD KANSAS CITY,MO 64108	NONE	PC	GENERAL OPERATING	10,000
COLLEGE HEIGHTS CHRISTIAN SCHOOL 4311 NEWMAN RD JOPLIN,MO 64801	NONE	PC	GENERAL OPERATING	8,000
COMMUNITY HEALTH CLINIC OF JOPLIN 701 S JOPLIN AVENUE JOPLIN,MO 64801	NONE	PC	GENERAL OPERATING	40,000
CONNECT2CULTURE 407 S PENNSYLVANIA AVE SUITE 101 C JOPLIN,MO 64801	NONE	PC	GENERAL OPERATING	5,000
CROSSLINES CHURCHES OF JOPLIN PO BOX 1242 JOPLIN,MO 64802	NONE	PC	GENERAL OPERATING	9,000
CROWDER COLLEGE FOUNDATION 601 LACLEDE AVE NEOSHO,MO 64850	NONE	PC	GENERAL OPERATING	30,000
FREEMAN HEALTH SYSTEM 1102 W 32ND ST JOPLIN,MO 64804	NONE	PC	GENERAL OPERATING	10,000
GIRL SCOUTS OF THE MO HEARTLAND INC 210 S INGRAM MILL RD SPRINGFIELD,MO 65802	NONE	PC	GENERAL OPERATING	3,000
JOPLIN AREA CATHOLIC SCHOOLS 930 S PEARL AVE JOPLIN,MO 64801	NONE	PC	GENERAL OPERATING	8,000
<b>Total . . . . . ▶ 3a</b>				394,600

Form 990PF Part XV Line 3 - Grants and Contributions Paid During the Year or Approved for Future Payment

Recipient	If recipient is an individual, show any relationship to any foundation manager or substantial contributor	Foundation status of recipient	Purpose of grant or contribution	Amount
Name and address (home or business)				
<b>a</b> Paid during the year				
HABITAT FOR HUMANITY - JOPLIN AREA 5201 NORTH MAIN STREET JOPLIN,MO 64801	NONE	PC	GENERAL OPERATING	3,000
YOUNG LIFE JOPLIN PO BOX 814 JOPLIN,MO 648020814	NONE	PC	GENERAL OPERATING	4,000
JOPLIN ASSOCIATION FOR THE BLIND 311 SOUTH SCHIFFERDECKER JOPLIN,MO 64801	NONE	PC	GENERAL OPERATING	6,000
JOPLIN FAMILY Y PO BOX 227 JOPLIN,MO 64802	NONE	PC	GENERAL OPERATING	20,000
JOPLIN HISTORICAL & MINERAL MUSEUM PO BOX 555 JOPLIN,MO 64802	NONE	PC	GENERAL OPERATING	13,000
JOPLIN LIBRARY FOUNDATION 300 S MAIN STREET JOPLIN,MO 64801	NONE	PC	GENERAL OPERATING	5,000
JOPLIN LITTLE THEATER INC PO BOX 374 JOPLIN,MO 64802	NONE	PC	GENERAL OPERATING	3,000
JOPLIN NALA PO BOX 447 JOPLIN,MO 64802	NONE	PC	GENERAL OPERATING	5,000
JOPLIN SCHOOLS PO BOX 128 JOPLIN,MO 64802	NONE	PC	GENERAL OPERATING	8,100
JOPLIN WORKSHOPS INC 501 S SCHOOL AVENUE JOPLIN,MO 64802	NONE	PC	GENERAL OPERATING	5,000
LAFAYETTE HOUSE PO BOX 1765 JOPLIN,MO 64802	NONE	PC	GENERAL OPERATING	10,000
LIFE CHOICES 531 EAST 7TH ST JOPLIN,MO 64801	NONE	PC	GENERAL OPERATING	6,000
MARTIN LUTHER SCHOOL 2616 CONNECTICUT AVENUE JOPLIN,MO 64804	NONE	PC	GENERAL OPERATING	11,000
MERCY HEALTH FOUNDATION OF JOPLIN 100 MERCY WAY JOPLIN,MO 64804	NONE	PC	GENERAL OPERATING	20,000
MISSOURI SOUTHERN FOUNDATION 3950 NEWMAN ROAD Joplin,MO 64801	NONE	PC	GENERAL OPERATING	20,000
<b>Total . . . . . ▶ 3a</b>				394,600

Form 990PF Part XV Line 3 - Grants and Contributions Paid During the Year or Approved for Future Payment

Recipient	If recipient is an individual, show any relationship to any foundation manager or substantial contributor	Foundation status of recipient	Purpose of grant or contribution	Amount
Name and address (home or business)				
<b>a</b> <i>Paid during the year</i>				
OZARK CHRISTIAN COLLEGE 1111 N MAIN JOPLIN,MO 64801	NONE	PC	GENERAL OPERATING	8,000
OZARKS PUBLIC TELEVISION KOZJ PO BOX 1226 JOPLIN,MO 64802	NONE	PC	GENERAL OPERATING	5,000
BOY SCOUTS OZARK TRAILS COUNCIL 1616 S EASTGATE AVE SPRINGFIELD,MO 65809	NONE	PC	GENERAL OPERATING	2,500
WINFRED & ELIZABETHPOST FDN 613 BYERS AVE JOPLIN,MO 64801	NONE	PC	GENERAL OPERATING	10,000
PRO MUSICA 402 S MAIN ST STE 502 JOPLIN,MO 64801	NONE	PC	GENERAL OPERATING	4,000
REGIONAL HEALTH & WELFARE PO BOX 8182 JOPLIN,MO 64802	NONE	PC	GENERAL OPERATING	2,000
REGIONAL MEDICAL SCHOOL ALLIANCE 320 E 4TH STREET JOPLIN,MO 64801	NONE	PC	GENERAL OPERATING	40,000
HOME MEDICAL EQUIPMENT SERVICES 819 EAST 9TH ST JOPLIN,MO 64801	NONE	PC	GENERAL OPERATING	2,000
GEORGE ASPIVA CENTER FOR THE ARTS 222 WEST 3RD JOPLIN,MO 64801	NONE	PC	GENERAL OPERATING	6,000
VICTORY MINISTRY AND SPORTS COMPLEX 3405 JOHN Q HAMMONS BLVD JOPLIN,MO 64804	NONE	PC	GENERAL OPERATING	5,000
WILDCAT GLADESAUDUBON CENTER 201 W RIVIERA DR STE A JOPLIN,MO 64804	NONE	PC	GENERAL OPERATING	10,000
<b>Total . . . . . ▶ 3a</b>				394,600

**TY 2015 Accounting Fees Schedule****Name:** JEAN JACK AND MILDRED LEMONS CHARITABLE TRUST**EIN:** 43-6328116

<b>Category</b>	<b>Amount</b>	<b>Net Investment Income</b>	<b>Adjusted Net Income</b>	<b>Disbursements for Charitable Purposes</b>
TAX PREPARATION FEE (NON-ALLOC	2,250			2,250

**TY 2015 Investments Corporate Bonds Schedule****Name:** JEAN JACK AND MILDRED LEMONS CHARITABLE TRUST**EIN:** 43-6328116

<b>Name of Bond</b>	<b>End of Year Book Value</b>	<b>End of Year Fair Market Value</b>
JPMORGAN CHASE CO 4.4% 7/22/20	35,795	38,195
GENERAL ELEC CAP 3.15% 9/7/22	164,258	171,710
BB&T CORP 5.200% 12/23/15		
EMERSON ELEC 5.125% 12/1/16	156,585	152,457
GOLDMAN SACHS 5.625 1/15/17		
ATT INC 5.500 2/1/18	53,231	53,218
GEORGIA POWER 4.25 12/1/19	75,424	81,632
BARCLAYS BANK PLC 5/15/17		
BARCLAYS VOYAGER MTN 11/8/16	36,000	26,643
ABBAY NATL TREAS 4.00 04/27/16		
STATE STREET CORP 11/20/23		
JPMORGAN CHASE CO 1/25/23	59,211	62,192
DUKE ENERGY PROGRESS INC	80,666	82,577

**TY 2015 Investments Corporate Stock Schedule**

**Name:** JEAN JACK AND MILDRED LEMONS CHARITABLE TRUST  
**EIN:** 43-6328116

Name of Stock	End of Year Book Value	End of Year Fair Market Value
DRIEHAUS SELECT CREDIT FUND		
EXXON MOBIL CORP		
CHESAPEAKE LODGING TRUST	5,228	4,301
AMN HEALTHCARE SVCS INC		
MERCK AND CO INC		
AAON INC	5,924	8,225
ABAXIS INC	12,193	13,130
GOLDMAN SACHS GROUP INC	48,182	51,102
APPLE INC	73,018	76,958
AMERICAN EQUITY INVT LIFE HI		
INTEL CORP		
ALEXANDRIA REAL ESTATE EQUITIE		
AMERICAN TOWER CORP		
HOME DEPOT INC	62,740	72,656
CSX CORP		
AGILENT TECHNOLOGIES INC		
BOSTON PPTYS INC	18,628	21,632
ASHFORD HOSPITALITY TR INC		
CUMMINS INC		
ANSYS INC	8,461	8,984
MCKESSON CORPORATION		
BOISE CASCADE CO		
LINCOLN NATL CORP		
GILEAD SCIENCES INC		
DOW CHEM CO		
ALLIANCE DATA SYSTEMS CORP		
WHITING PETROLEUM CORP		
ACTIVISION BLIZZARD INC		
AKAMAI TECHNOLOGIES INC		
CBRE GROUP INC		

Name of Stock	End of Year Book Value	End of Year Fair Market Value
NUVEEN PREFERRED SECURIT #1969	498,731	488,679
NUVEEN HIGH INCOME BOND FD I		
CARDTRONICS INC		
CHEFS WAREHOUSE HOLDINGS LLC	10,583	6,416
UNITED HEALTH GROUP INC	54,312	67,352
CENTENE CORP		
CARTERS INC		
BUFFALO WILD WINGS INC		
CAMDEN PPTY TR	9,958	12,909
BRANDYWINE REALTY TRUST		
BIO RAD LABS INC		
NATIONAL OILWELL VARCO INC		
AZZ INCORPORATED		
AUTODESK INC		
JOY GLOBAL INC		
APARTMENT INVT MGMT CO CL A	10,677	11,128
AMERISOURCEBERGEN CORP		
AMERICAN STATES WATER CO		
AMERICAN CAMPUS CMNTYS INC	18,554	21,941
ALLEGHENY TECHNOLOGIES INC		
CAPITAL ONE FINANCIAL CORP		
ACADIA RLTY TR	10,419	12,610
BORG WARNER INC		
ABBVIE INC	21,160	23,154
ISHARES BARCLAYS TIPS BOND ETF		
AVALONBAY CMNTYS INC		
WELLS FARGO CO	38,383	38,195
CABOT CORP		
CUBESMART	14,467	14,081
D R HORTON INC		



Name of Stock	End of Year Book Value	End of Year Fair Market Value
DARDEN RESTAURANTS INC		
DIGITAL REALTY TRUST INC	13,745	20,926
EASTGROUP PPTYS INC		
EASTMAN CHEM CO		
EATON VANCE CORP		
ECHOSTAR CORPORATION A		
EPR PROPERTIES		
EQUITY RESIDENTIAL		
ESSEX PPTY TR INC	15,734	15,966
EXPRESS SCRIPTS HODGS C		
EXTRASPACE STORAGE INC	18,448	19,896
FEDERAL RLTY INVT TR SH BEN		
FIFTH THIRD BANCORP	41,257	44,362
FIRST INDL RLTY TR INC	11,768	13,326
GATX CORP		
GENERAL DYNAMICS CORP		
GENERAL GROWTH PROPERTIES		
GLOBAL PAYMENTS INC		
GRAINGER WW INC		
HCP INC		
HEALTH CARE REIT INC		
HIGHWOODS PROPERTIES INC	9,056	12,514
HOST HOTELS RESORTS INC		
HUNT JB TRANS SVCS INC		
INTERCONTINENTAL EXCHANGE INC		
INTUIT INC		
JP MORGAN CHASE CORP	40,504	36,849
KEYCORP NEW		
LTC PPTYS		
LASALLE HOTEL PROPERTIES		

Name of Stock	End of Year Book Value	End of Year Fair Market Value
MEDNAX INC		
NATIONAL RETAIL PROPERTIES INC		
NEWFIELD EXPL CO		
PROGRESSIVE CORP		
PROLOGIS INC	17,609	21,676
PUBLIC STORAGE INC	12,736	13,035
RAMCO GERSHENSON PROPERTIES		
RAYMOND JAMES FINL INC	8,544	8,775
REGENCY CENTERS CORPORATION	13,634	17,165
REINSURANCE GROUP AMERICA		
REPUBLIC SVCS INC		
SABRA HEALTH CARE REIT INC		
SEALED AIR CORP		
SIMON PROPERTY GROUP INC	41,834	55,093
SNAP ON INC	7,879	10,100
SPIRIT AEROSYSTEMS HOLDINGS		
STATE STR CORP	198,626	220,222
SYNOPSYS INC	7,071	10,437
TANGER FACTORY OUTLET CTRS INC	6,283	8,076
TAUBMAN CENTERS INC	13,105	13,950
TJX COMPANIES INC		
VALSPAR CORP	16,899	24,307
VENTAS INC	12,921	15,875
VORNADO REALTY TRUST		
WEINGARTEN RLTY INVTS		
XILINX INC		
CARNIVAL CORP		
NABORS INDUSTRIES LTD		
NESTLE SA SPONSORED ADR	63,259	63,935
NIPPON TELEGRAPH TELE ADR	7,649	8,239

Name of Stock	End of Year Book Value	End of Year Fair Market Value
NOVARTIS AG ADR	50,216	53,110
NOVO NORDISK AS ADR		
ROCHE HLDG LTD ADR	41,577	42,341
VODAFONE GROUP PLC ADR		
WPP PLC SPONSORED ADR	23,664	22,367
ROBECO BP LNG RES INS	326,129	331,665
CHURCH AND DWIGHT CO INC	4,371	6,894
CINTAS CORP	8,536	12,168
CLARCOR INC	5,947	7,360
CNO FINANCIAL GROUP INC		
COHEN & STEERS INC		
COMCAST CORP CL A	51,281	53,908
COMPUTER PROGRAMS & SYSTEMS	11,122	8,423
COOPER COS INC	8,281	11,495
COPART INC	9,391	13,331
CR BARD INC		
CVS CAREMARK CORP	23,571	22,116
CYBERONICS INC		
DIAMONDROCK HOSPITALITY CO	4,931	4,696
DOVER CORP		
EDUCATION REALTY TRUST INC		
ELECTRONICS FOR IMAGING INC		
ELLIE MAE INC	4,887	11,823
EMERGENT BIOSOLUTIONS INC		
ENERSYS		
ENTERGRIS INC		
EQUIFAX INC	6,994	11,171
EQUITY LIFESTYLE PPTYS INC		
EQUITY ONE INC	8,088	9,944
FACTSET RESEARCH SYSTEMS INC	15,264	18,402

Name of Stock	End of Year Book Value	End of Year Fair Market Value
FELCOR LODGING TR INC	7,538	6,554
FINANCIAL ENGINES INC	12,678	7,373
FINISAR CORPORATION		
FIRSTMERIT CORP		
FORRESTER RESH INC		
F5 NETWORKS	8,665	9,790
GEO GROUP INC		
GRAND CANYON EDUCATION INC		
GRAPHIC PACKAGING HLDG CO		
HEICO CORPORATION CL A	9,825	11,910
HAIN CELESTIAL GROUP INC	9,133	12,189
HEARTLAND EXPRESS INC	4,644	4,348
HIBBETT SPORTS INC		
HILLTOP HOLDINGS INC		
HUB GROUP INC CL A	2,647	3,492
IGATE CAPITAL CORPORATION		
IDEXX LABS INC	8,741	12,908
INTERNATIONAL PAPER CO	13,909	16,910
JACK HENRY & ASSOCIATES INC	59,700	70,340
JARDEN CORP		
JOHNSON JOHNSON	27,573	34,934
J2 GLOBAL INC		
KAPSTONE PAPER & PACKAGING CRP		
KILROY RLTY CORP	12,816	15,313
KIMCO REALTY CORP	10,751	13,211
KITE RLTY GROUP TR		
KORN FERRY INTL		
LA Z BOY INC		
LABORATORY CORP OF AMERICA HLD		
LAKELAND FINANCIAL CORP		

Name of Stock	End of Year Book Value	End of Year Fair Market Value
LEAR CORP		
LITHIA MOTORS INC CL A		
LITTLEFUSE INC		
LOCKHEED MARTIN CORP	23,561	27,795
MADDEN STEVEN LTD		
MARATHON PETROLEUM CORP	18,334	18,790
MASCO CORP	11,086	10,551
MAXIMUS INC		
MEDTRONIC INC	50,999	54,507
MENTOR GRAPHICS CORP		
MERCADOLIBRE INC	10,217	14,911
MICROSEMI CORP		
MONRO MUFFLER BRAKE INC	7,054	7,754
MORNINGSTAR INC	9,762	10,386
MURPHY OIL CORP		
NATIONAL HEALTH INVS INC	6,227	7,734
NVE CORP	12,657	14,017
OCEANEERING INTERNATIONAL INC		
OMEGA FLEX INC	7,320	10,651
ORACLE CORPORATION		
PAREXEL INTL CORP	8,718	9,684
PARKWAY PPTYS INC		
PENNYMAC MTG INV TR		
PHYSICIANS REALTY TRUST	5,024	6,240
POOL CORPORATION		
PRICE SMART INC	9,938	9,918
PRIMORIS SERVICES CORP		
RAYTHEON COMPANY	68,729	78,715
SCHEIN HENRY INC	4,651	7,249
SIGNATURE BK	9,330	8,744

Name of Stock	End of Year Book Value	End of Year Fair Market Value
SINCLAIR BROADCAST GROUP INC A		
SIRONA DENTAL SYSTEMS INC		
SKYWORKS SOLUTIONS INC		
STIFEL FINL CORP		
STONE ENERGY CORP		
SUMMIT HOTEL PROPERTIES		
SWIFT TRANSPORTATION CO		
SYNAPTICS INC		
TENNECO AUTOMOTIVE INC		
TEXAS ROADHOUSE INC	6,129	9,895
THE SCOTTS MIRACLE GRO CO		
THOR INDUSTRIES INC		
UDR INC		
VALERO ENERGY CORP		
VCA INC		
WABASH NATL CORP		
WESBANCO INC		
WESTERN ALLIANCE BANCORP		
WEYERHAEUSER CO		
WILLIAMS SONOMA INC		
WILSHIRE BANCORP INC		
WINTRUST FINL CORP		
WOLVERINE WORLD WIDE INC		
ASTRAZENECA PLC SPDS ADR		
AVIANCA HOLDINGS ADR	14,310	6,776
BRITISH AMERN TOB PLC ADR	28,572	33,535
CANON INC SPONS ADR	95,437	86,974
CORE LABORATORIES NV	9,812	11,398
DELHAIZE GROUP SPONS ADR	16,341	22,058
FLY LEASING LTD ADR	42,927	33,226

Name of Stock	End of Year Book Value	End of Year Fair Market Value
GRIFOLS SA ADR		
MIZUHO FNL GRP ADR		
NATIONAL GRID PLC SP ADR	99,050	102,352
NICE SYS LTD SPONSORED ADR	29,467	38,055
NTT DOCOMO INC ADR	17,628	31,062
ORIX CORP SPONS ADR	6,619	5,944
REED ELSEVIER NV ADR		
RENAISSANCE RE HOLDINGS LTD		
SANOFI ADR REPSTG .5 ORD SH		
SMITH & NEPHEW PLC ADR	55,776	54,123
SUMITOMO MITSUI FINL GROUP ADR	12,556	10,828
TEVA PHARMACEUTICAL INDS ADR		
TRINITY BIOTECH PLC SPON ADR	22,021	20,117
WACOAL HOLDINGS CORP ADR	9,376	9,026
WESTPAC BANKING COPR ADR	8,277	6,141
WNS HOLDINGS LTD ADR	9,746	11,286
OPPENHEIMER DEVELOPING MKT 799		
PRINCIPAL GI R E SEC INS #4905		
ACADIA HEALTHCARE CO INC		
ACUITY BRANDS INC	9,881	12,398
AETNA INC		
AIR METHODS CORP		
AIRGAS INC		
AKORN INC COM		
AMAG PHARMACEUTICALS INC		
AMERICAN AXLE & MFG HLDGS		
AMGEN INC	56,377	56,296
AMSURG CORP		
ARCBEST CORP		
ARCHER DANIELS MIDLAND CO		

Name of Stock	End of Year Book Value	End of Year Fair Market Value
ARRIS GROUP INC		
AVERY DENNISON CORP		
B E AEROSPACE INC	11,818	11,405
BIG LOTS INC		
BIOGEN INC		
BRUNSWICK CORP		
CARRIZO OIL & GAS INC		
CINEMARK HLDGS INC		
COHERENT INC		
CONOCOPHILLIPS		
DST SYSTEMS INC		
DELTA AIR LINES INC		
DENTSPLY INTL INC NEW		
DEPOMED INC		
DORMAN PRODUCTS INC	10,417	12,584
ELECTRONIC ARTS INC		
EURONET WORLDWIDE INC		
FOOT LOCKER INC	8,377	8,558
FORD MOTOR CO		
GLOBUS MED INC A		
GRACO INC		
GREENBRIER COS INC		
HANESBRANDS INC		
HARTFORD FINANCIAL SERVICES GR		
HOMEAWAY INC		
HORACE MANN EDUCATORS CORP		
ICONIX BRAND GROUP INC		
INTEGRATED DEVICE TECHNOLOGY I		
INTL FLAVORS FRAGRANCES	11,800	12,355
IPG PHOTONICS CORP	10,191	9,200



Name of Stock	End of Year Book Value	End of Year Fair Market Value
IRIDIUM COMMUNICATION INC		
KEYSIGHT TECHNOLOGIES INC		
LANNETT CO INC		
LENNOS INTERNATIONAL INC		
LINEAR TECHNOLOGY CORP	8,801	10,050
LOWES COS INC	74,398	76,388
MARKETAXESS HLDGS INC	8,596	14,104
METTLER TOLEDO INTL INC	7,798	10,218
MICRON TECHNOLOGY INC		
MIDDLEBY CORP	8,930	12,101
MOLINA HEALTHCARE INC		
MORGAN STANLEY		
NATIONAL PENN BANCSHARES INC		
NORTHROP GRUMANN CORPORATION		
OASIS PETROLEUM INC		
ORBITAL ATK INC		
PIER 1 IMPORTS INC		
PINNACLE FOODS INC		
PLANTRONICS INC		
POLARIS INDS INC		
QORVO INC		
RADIAN GROUP INC		
RYLAND GROUP INC		
RYMAN HOSPITALITY PROPERTIES		
SANDISK CORP		
SCANSOURCE INC		
SCRIPPS NETWORKS INTERACTIVE I	12,168	10,897
SHUTTERSTOCK INC	15,007	15,251
SKYWEST INC		
SOUTHWEST AIRLINES CO		

Name of Stock	End of Year Book Value	End of Year Fair Market Value
STAMPS COM INC		
STERIS CORP		
SUPER MICRO COMPUTER INC		
TESSERA TECHNOLOGIES INC		
TRINITY INDS INC		
VOYA FINANCIAL INC		
WEC ENERGY GROUP INC		
WELLCARE HEALTH PLANS INC		
WESTERN REFINING INC		
ZUMIEZ INC		
BHP BILITON LIMITED		
CHUNGHWA TELECOM LTD	49,160	57,862
DR REDDYS LABORATORIES LTD		
FRESENIUM MED AKTIENGESSELLSCHA		
GLAXO SMITHKLINE PLC ADR	47,119	48,714
HELEN OF TROY CORP LTD	8,926	11,415
HONDA MOTOR CO LTD ADR		
HONG KONG TELEVISION NE ADR		
HORIZON PHARMA PLC		
INDUSTRIAS BACHOCO SAB DE CV A	52,788	45,250
INTERCONTINENTAL HOTELS ADR		
JPM 2Y EFA BR		
MAGNA INTL INC CL A	66,923	52,009
MELCO CROWN ENTERTAINMENT LIMI		
MINDRAY MEDICAL INTL ADR		
NETEASE INC ADR		
PEARSON PLC ADR		
SOUTH32 LTD ADR		
TOYOTA MTR CORP ADR		
VANGUARD LONG TERM BOND INDEX		

Name of Stock	End of Year Book Value	End of Year Fair Market Value
AGREE RLTY CORP		
BIOMED REALTY TRUST INC		
BRIXMOR PROPERTY GROUP INC		
CHATHAM LODGING TRUST	2,639	1,890
CROWN CASTLE INTL CORP		
DUPONT FABROS TECHNOLOGY		
GRAMERCY PROPERTY TRUST INC		
IRON MOUNTAIN INC		
OUTFRONT MEDIA INC		
PARAMOUNT GROUP INC	22,203	21,344
PEBBLEBROOK HOTEL TRUST		
SOVRAN SELF STORAGE INC		
TERRENO REALTY CORP		
AQR MANAGED FUTURES STR I	220,506	210,181
VERIZON COMMUNICATIONS INC	24,591	30,991
HONEYWELL INTERNATIONAL INC	35,885	43,736
MIZUHO FNL GRP A D R	39,289	30,267

**TY 2015 Investments - Other Schedule**

**Name:** JEAN JACK AND MILDRED LEMONS CHARITABLE TRUST  
**EIN:** 43-6328116

Category/ Item	Listed at Cost or FMV	Book Value	End of Year Fair Market Value
3M CO	AT COST	17,391	22,065
ABB LTD A D R	AT COST	23,053	21,991
ABBOTT LABORATORIES	AT COST	35,289	34,907
ADIDAS AG A D R	AT COST	14,860	20,360
ASPEN TECHNOLOGY INC	AT COST	12,237	14,245
AT&T INC	AT COST	19,650	25,062
AUTOHOME INC A D R	AT COST	18,984	12,669
AUTOMATIC DATA PROCESSING	AT COST	37,606	44,373
BANK NY MELLON MTN 3.000% 2	AT COST	49,848	52,420
BARC 5YR CMDY D1 MTN 5	AT COST	35,000	25,957
BARON EMERGING MARKETS INSTITU	AT COST	249,230	278,224
BAYER AG A D R	AT COST	5,282	5,536
BOEING CO	AT COST	41,018	43,636
CAMBREX CORP	AT COST	12,549	13,243
CANADIAN NATURAL RESOURCES LTD	AT COST	12,383	22,722
CARDINAL HEALTH INC	AT COST	76,760	74,734
CARTERS INC	AT COST	45,561	55,151
CATERPILLAR INC	AT COST	10,345	13,494
CHUBB LTD	AT COST	38,363	44,311
CISCO SYSTEMS INC	AT COST	53,168	64,553
CME GROUP INC	AT COST	46,619	53,960
COCA COLA CO THE 2.875% 10	AT COST	50,053	52,958
COGNEX CORP	AT COST	7,878	10,646
CRH SPON A D R	AT COST	7,567	7,425
CRITEO SA SPON A D R	AT COST	20,124	21,077
CYRUSONE INC	AT COST	23,207	26,439
DANONE SPON A D R	AT COST	23,914	24,273
DUKE REALTY CORPORATION	AT COST	10,430	14,103
EQUINIX INC	AT COST	12,362	16,285
FEDERATED INST HI YLD BD FD	AT COST	354,777	345,030

Category/ Item	Listed at Cost or FMV	Book Value	End of Year Fair Market Value
FOX FACTORY HOLDING CORP	AT COST	11,977	12,333
FRESENIUS AKTIENGESELLSCHAFT A	AT COST	11,037	13,289
G I I I APPAREL GROUP LTD	AT COST	12,097	12,847
GENERAL ELECTRIC CO	AT COST	18,598	20,903
HILTON WORLDWIDE HOLDINGS IN	AT COST	7,100	8,178
HUNT J B TRANS SVCS INC	AT COST	9,436	10,926
JOHN DEERE MTN 3.400% 9	AT COST	51,283	54,060
KOREA ELEC POWER SPON A D R	AT COST	7,211	7,312
KT CORP SP A D R	AT COST	44,635	54,302
LEGGETT PLATT INC	AT COST	32,390	40,172
LENNOX INTERNATIONAL INC	AT COST	8,911	13,119
LOOMIS SAYLES STRATEGIC ALPHA	AT COST	229,254	223,386
MACERICH CO	AT COST	15,968	17,676
MASTERCARD INC	AT COST	43,794	45,263
MICROSOFT CORP	AT COST	110,942	106,434
NATIONAL RURAL MTN 3.250% 11	AT COST	50,779	53,900
OLLIES BARGAIN OUTLET HOLDI	AT COST	13,046	14,486
P N C FINANCIAL SERVICES GROUP	AT COST	43,053	41,834
PAYCOM SOFTWARE INC	AT COST	14,675	15,642
PEPSICO INC	AT COST	29,496	33,371
POSCO A D R	AT COST	9,847	10,057
PRAXAIR INC	AT COST	12,238	14,161
RECKITT BENCKISER SPON A D R	AT COST	14,822	15,911
RELX NV SPON A D R	AT COST	42,158	49,044
RESMED INC	AT COST	9,250	10,939
ROBERT HALF INTL INC	AT COST	9,868	7,785
SAP SE SPON A D R	AT COST	38,896	36,160
SEMPRA ENERGY	AT COST	28,645	36,372
SIMON PROPERTY 3.300% 1	AT COST	59,972	64,094
SKY PLC SPN A D R	AT COST	10,059	7,879

Category/ Item	Listed at Cost or FMV	Book Value	End of Year Fair Market Value
SL GREEN RLTY CORP	AT COST	8,805	9,582
SPECTRA ENERGY CORP	AT COST	27,281	41,465
STRYKER CORP 3.375% 11	AT COST	50,182	52,471
SUN CMNTYS INC	AT COST	14,205	15,711
TRANSCANADA CORP	AT COST	43,215	67,016
UNION PACIFIC CORP	AT COST	44,001	52,612
WAL MART STORES INC	AT COST	41,431	49,508
WALT DISNEY COMPANY 3.000% 2	AT COST	50,424	53,790
WELLS FARGO CO MTN 3.550% 9	AT COST	50,455	53,287
WELLTOWER INC	AT COST	23,984	27,802

**TY 2015 Other Decreases Schedule****Name:** JEAN JACK AND MILDRED LEMONS CHARITABLE TRUST**EIN:** 43-6328116

Description	Amount
COST BASIS ADJU	304

**TY 2015 Other Expenses Schedule****Name:** JEAN JACK AND MILDRED LEMONS CHARITABLE TRUST**EIN:** 43-6328116

Description	Revenue and Expenses per Books	Net Investment Income	Adjusted Net Income	Disbursements for Charitable Purposes
INVESTMENT FEES - DIVIDENDS	518	518		0



**TY 2015 Other Professional Fees Schedule****Name:** JEAN JACK AND MILDRED LEMONS CHARITABLE TRUST**EIN:** 43-6328116

<b>Category</b>	<b>Amount</b>	<b>Net Investment Income</b>	<b>Adjusted Net Income</b>	<b>Disbursements for Charitable Purposes</b>
LEMONS CHARITABLE COMMITTEE	1,000			1,000

# TY 2015 Taxes Schedule

**Name:** JEAN JACK AND MILDRED LEMONS CHARITABLE TRUST

**EIN:** 43-6328116

Category	Amount	Net Investment Income	Adjusted Net Income	Disbursements for Charitable Purposes
FOREIGN TAXES PAID	3,214	3,214		0
ESTIMATED EXCISE TAXES PAID	3,581	0		0