



See a Social Security Number? Say Something!
Report Privacy Problems to <https://public.resource.org/privacy>
Or call the IRS Identity Theft Hotline at 1-800-908-4490



Form **990-PF**Department of the Treasury
Internal Revenue Service**Return of Private Foundation**

or Section 4947(a)(1) Trust Treated as Private Foundation

▶ Do not enter social security numbers on this form as it may be made public.

▶ Information about Form 990-PF and its separate instructions is at www.irs.gov/form990pf.

OMB No 1545-0052

2015

Open to Public Inspection

For calendar year 2015 or tax year beginning **JUL 1, 2015**, and ending **JUN 30, 2016**

Name of foundation ALFRED QUIMBY FUND		A Employer identification number 02-0241554
Number and street (or P.O. box number if mail is not delivered to street address) P.O. BOX 355	Room/suite	B Telephone number 603-284-6990
City or town, state or province, country, and ZIP or foreign postal code CENTER SANDWICH, NH 03227-0355		C If exemption application is pending, check here <input type="checkbox"/>
G Check all that apply: <input type="checkbox"/> Initial return <input type="checkbox"/> Initial return of a former public charity <input type="checkbox"/> Final return <input type="checkbox"/> Amended return <input type="checkbox"/> Address change <input type="checkbox"/> Name change		D 1. Foreign organizations, check here <input type="checkbox"/> 2. Foreign organizations meeting the 85% test, check here and attach computation <input type="checkbox"/>
H Check type of organization: <input checked="" type="checkbox"/> Section 501(c)(3) exempt private foundation <input type="checkbox"/> Section 4947(a)(1) nonexempt charitable trust <input type="checkbox"/> Other taxable private foundation		E If private foundation status was terminated under section 507(b)(1)(A), check here <input type="checkbox"/>
I Fair market value of all assets at end of year (from Part II, col (c), line 16) ▶ \$ 6,598,664. (Part I, column (d) must be on cash basis)	J Accounting method: <input checked="" type="checkbox"/> Cash <input type="checkbox"/> Accrual <input type="checkbox"/> Other (specify) _____	F If the foundation is in a 60-month termination under section 507(b)(1)(B), check here <input type="checkbox"/>

Part I Analysis of Revenue and Expenses (The total of amounts in columns (b), (c), and (d) may not necessarily equal the amounts in column (a))		(a) Revenue and expenses per books	(b) Net investment income	(c) Adjusted net income	(d) Disbursements for charitable purposes (cash basis only)
1 Contributions, gifts, grants, etc., received		4,481.		N/A	
2 Check <input checked="" type="checkbox"/> if the foundation is not required to attach Sch. B					
3 Interest on savings and temporary cash investments		5.	5.		STATEMENT 1
4 Dividends and interest from securities		129,817.	129,817.		STATEMENT 2
5a Gross rents		31,833.	31,833.		STATEMENT 3
b Net rental income or (loss) 10,111.					STATEMENT 4
6a Net gain or (loss) from sale of assets not on line 10		241,359.			
b Gross sales price for all assets on line 6a 1,774,553.					
7 Capital gain net income (from Part IV, line 2)			241,359.		
8 Net short-term capital gain					
9 Income modifications					
10a Gross sales less returns and allowances					
b Less: Cost of goods sold					
c Gross profit or (loss)					
11 Other income					
12 Total. Add lines 1 through 11		407,495.	403,014.		
13 Compensation of officers, directors, trustees, etc		0.	0.		0.
14 Other employee salaries and wages					
15 Pension plans; employee benefits					
16a Legal fees STMT 5		1,712.	0.		0.
b Accounting fees STMT 6		5,371.	0.		2,557.
c Other professional fees STMT 7		43,648.	43,648.		0.
17 Interest STMT 8		8,136.	0.		0.
18 Depreciation and depletion		13,086.	11,127.		
19 Occupancy					
20 Travel, conferences, and meetings					
21 Printing and publications					
22 Other expenses STMT 9		28,113.	10,595.		14,121.
23 Total operating and administrative expenses. Add lines 13 through 23		100,066.	65,370.		16,678.
24 Contributions, gifts, grants paid		248,393.			248,393.
25 Total expenses and disbursements. Add lines 24 and 25		348,459.	65,370.		265,071.
26 Subtract line 26 from line 12		59,036.			
a Excess of revenue over expenses and disbursements			337,644.		
b Net investment income (if negative, enter -0-)					
c Adjusted net income (if negative, enter -0-)				N/A	


523501
11-24-15

LHA For Paperwork Reduction Act Notice, see instructions.

Form **990-PF** (2015)

G 304

SCANNED NOV 15 2016



Part II Balance Sheets		Attached schedules and amounts in the description column should be for end-of-year amounts only		Beginning of year	End of year	
		(a) Book Value	(b) Book Value	(c) Fair Market Value		
Assets	1	Cash - non-interest-bearing		15,740.	66,936.	66,936.
	2	Savings and temporary cash investments		40,782.	72,851.	72,851.
	3	Accounts receivable ▶				
		Less: allowance for doubtful accounts ▶				
	4	Pledges receivable ▶				
		Less: allowance for doubtful accounts ▶				
	5	Grants receivable				
	6	Receivables due from officers, directors, trustees, and other disqualified persons				
	7	Other notes and loans receivable ▶				
		Less: allowance for doubtful accounts ▶				
	8	Inventories for sale or use				
	9	Prepaid expenses and deferred charges				
	10a	Investments - U S and state government obligations STMT 10	403,153.	402,738.	423,185.	
	b	Investments - corporate stock STMT 11	2,186,907.	2,170,373.	3,062,240.	
	c	Investments - corporate bonds STMT 12	1,054,043.	1,006,470.	1,043,373.	
	11	Investments - land buildings and equipment basis ▶				
	Less: accumulated depreciation ▶					
12	Investments - mortgage loans					
13	Investments - other STMT 13	1,006,548.	1,028,833.	1,161,460.		
14	Land, buildings, and equipment basis ▶ 483,695.					
	Less: accumulated depreciation ▶ 261,783.	213,523.	221,912.	759,000.		
15	Other assets (describe ▶ STATEMENT 14)	0.	9,619.	9,619.		
16	Total assets (to be completed by all filers - see the instructions. Also, see page 1, item I)	4,920,696.	4,979,732.	6,598,664.		
Liabilities	17	Accounts payable and accrued expenses				
	18	Grants payable				
	19	Deferred revenue				
	20	Loans from officers, directors, trustees, and other disqualified persons				
	21	Mortgages and other notes payable				
	22	Other liabilities (describe ▶)				
	23	Total liabilities (add lines 17 through 22)	0.	0.		
Net Assets or Fund Balances	Foundations that follow SFAS 117, check here <input type="checkbox"/> and complete lines 24 through 26 and lines 30 and 31					
	24	Unrestricted				
	25	Temporarily restricted				
	26	Permanently restricted				
	Foundations that do not follow SFAS 117, check here <input checked="" type="checkbox"/> and complete lines 27 through 31.					
	27	Capital stock, trust principal, or current funds	4,639,501.	4,639,501.		
	28	Paid-in or capital surplus, or land, bldg, and equipment fund	0.	0.		
	29	Retained earnings, accumulated income, endowment, or other funds	281,195.	340,231.		
	30	Total net assets or fund balances	4,920,696.	4,979,732.		
	31	Total liabilities and net assets/fund balances	4,920,696.	4,979,732.		

Part III Analysis of Changes in Net Assets or Fund Balances

1	Total net assets or fund balances at beginning of year - Part II, column (a), line 30 (must agree with end-of-year figure reported on prior year's return)	1	4,920,696.
2	Enter amount from Part I, line 27a	2	59,036.
3	Other increases not included in line 2 (itemize) ▶	3	0.
4	Add lines 1, 2, and 3	4	4,979,732.
5	Decreases not included in line 2 (itemize) ▶	5	0.
6	Total net assets or fund balances at end of year (line 4 minus line 5) - Part II, column (b), line 30	6	4,979,732.

Part IV Capital Gains and Losses for Tax on Investment Income

(a) List and describe the kind(s) of property sold (e.g., real estate, 2-story brick warehouse, or common stock, 200 shs MLC Co.)	(b) How acquired P - Purchase D - Donation	(c) Date acquired (mo., day, yr.)	(d) Date sold (mo., day, yr.)
1a VARIOUS SECURITIES	P		
b VARIOUS SECURITIES	P		
c CAPITAL GAIN DISTRIBUTIONS	P		
d			
e			

(e) Gross sales price	(f) Depreciation allowed (or allowable)	(g) Cost or other basis plus expense of sale	(h) Gain or (loss) (e) plus (f) minus (g)
a 1,618,823.		1,371,876.	246,947.
b 145,728.		161,318.	-15,590.
c 10,002.			10,002.
d			
e			

Complete only for assets showing gain in column (h) and owned by the foundation on 12/31/69			(i) Gains (Col. (h) gain minus col. (k), but not less than -0-) or Losses (from col. (h))
(j) FMV as of 12/31/69	(k) Adjusted basis as of 12/31/69	(l) Excess of col. (j) over col. (k), if any	
a			246,947.
b			-15,590.
c			10,002.
d			
e			

2 Capital gain net income or (net capital loss)	{ If gain, also enter in Part I, line 7 If (loss), enter -0- in Part I, line 7 }	2	241,359.
3 Net short-term capital gain or (loss) as defined in sections 1222(5) and (6) If gain, also enter in Part I, line 8, column (c) If (loss), enter -0- in Part I, line 8	{ }	3	N/A

Part V Qualification Under Section 4940(e) for Reduced Tax on Net Investment Income

(For optional use by domestic private foundations subject to the section 4940(a) tax on net investment income.)

If section 4940(d)(2) applies, leave this part blank

Was the foundation liable for the section 4942 tax on the distributable amount of any year in the base period?

☐ Yes ☒ No

If "Yes," the foundation does not qualify under section 4940(e). Do not complete this part.

1 Enter the appropriate amount in each column for each year, see the instructions before making any entries

(a) Base period years Calendar year (or tax year beginning in)	(b) Adjusted qualifying distributions	(c) Net value of noncharitable-use assets	(d) Distribution ratio (col. (b) divided by col. (c))
2014	298,392.	6,088,769.	.049007
2013	284,178.	5,857,156.	.048518
2012	250,215.	5,391,307.	.046411
2011	288,227.	5,199,660.	.055432
2010			

2 Total of line 1, column (d)	2	.199368
3 Average distribution ratio for the 5-year base period - divide the total on line 2 by 5, or by the number of years the foundation has been in existence if less than 5 years	3	.049842
4 Enter the net value of noncharitable-use assets for 2015 from Part X, line 5	4	5,984,893.
5 Multiply line 4 by line 3	5	298,299.
6 Enter 1% of net investment income (1% of Part I, line 27b)	6	3,376.
7 Add lines 5 and 6	7	301,675.
8 Enter qualifying distributions from Part XII, line 4 If line 8 is equal to or greater than line 7, check the box in Part VI, line 1b, and complete that part using a 1% tax rate See the Part VI instructions	8	268,271.

Part VI Excise Tax Based on Investment Income (Section 4940(a), 4940(b), 4940(e), or 4948 - see instructions)

1a	Exempt operating foundations described in section 4940(d)(2), check here <input type="checkbox"/> and enter "N/A" on line 1 Date of ruling or determination letter _____ (attach copy of letter if necessary-see instructions)		
b	Domestic foundations that meet the section 4940(e) requirements in Part V, check here <input type="checkbox"/> and enter 1% of Part I, line 27b	1	6,753.
c	All other domestic foundations enter 2% of line 27b. Exempt foreign organizations enter 4% of Part I, line 12, col (b)		
2	Tax under section 511 (domestic section 4947(a)(1) trusts and taxable foundations only. Others enter -0-)	2	0.
3	Add lines 1 and 2	3	6,753.
4	Subtitle A (income) tax (domestic section 4947(a)(1) trusts and taxable foundations only. Others enter -0-)	4	0.
5	Tax based on investment income. Subtract line 4 from line 3. If zero or less, enter -0-	5	6,753.
6	Credits/Payments		
a	2015 estimated tax payments and 2014 overpayment credited to 2015	6a	9,240.
b	Exempt foreign organizations - tax withheld at source	6b	
c	Tax paid with application for extension of time to file (Form 8868)	6c	
d	Backup withholding erroneously withheld	6d	
7	Total credits and payments. Add lines 6a through 6d	7	9,240.
8	Enter any penalty for underpayment of estimated tax. Check here <input type="checkbox"/> if Form 2220 is attached	8	
9	Tax due. If the total of lines 5 and 8 is more than line 7, enter amount owed	9	
10	Overpayment. If line 7 is more than the total of lines 5 and 8, enter the amount overpaid	10	2,487.
11	Enter the amount of line 10 to be credited to 2016 estimated tax <input type="checkbox"/> 2,487. Refunded <input type="checkbox"/>	11	0.

Part VII-A Statements Regarding Activities

	Yes	No
1a During the tax year, did the foundation attempt to influence any national, state, or local legislation or did it participate or intervene in any political campaign?		X
1b Did it spend more than \$100 during the year (either directly or indirectly) for political purposes (see instructions for the definition)? If the answer is "Yes" to 1a or 1b, attach a detailed description of the activities and copies of any materials published or distributed by the foundation in connection with the activities.		X
1c Did the foundation file Form 1120-POL for this year?		X
d Enter the amount (if any) of tax on political expenditures (section 4955) imposed during the year (1) On the foundation <input type="checkbox"/> \$ 0. (2) On foundation managers <input type="checkbox"/> \$ 0.		
e Enter the reimbursement (if any) paid by the foundation during the year for political expenditure tax imposed on foundation managers <input type="checkbox"/> \$ 0.		
2 Has the foundation engaged in any activities that have not previously been reported to the IRS? If "Yes," attach a detailed description of the activities.		X
3 Has the foundation made any changes, not previously reported to the IRS, in its governing instrument, articles of incorporation, or bylaws, or other similar instruments? If "Yes," attach a conformed copy of the changes		X
4a Did the foundation have unrelated business gross income of \$1,000 or more during the year?		X
b If "Yes," has it filed a tax return on Form 990-T for this year?		
5 Was there a liquidation, termination, dissolution, or substantial contraction during the year? If "Yes," attach the statement required by General Instruction T.		X
6 Are the requirements of section 508(e) (relating to sections 4941 through 4945) satisfied either • By language in the governing instrument, or • By state legislation that effectively amends the governing instrument so that no mandatory directions that conflict with the state law remain in the governing instrument?	X	
7 Did the foundation have at least \$5,000 in assets at any time during the year? If "Yes," complete Part II, col. (c), and Part XV	X	
8a Enter the states to which the foundation reports or with which it is registered (see instructions) <input type="checkbox"/> NH		
b If the answer is "Yes" to line 7, has the foundation furnished a copy of Form 990-PF to the Attorney General (or designate) of each state as required by General Instruction G? If "No," attach explanation	X	
9 Is the foundation claiming status as a private operating foundation within the meaning of section 4942(j)(3) or 4942(j)(5) for calendar year 2015 or the taxable year beginning in 2015 (see instructions for Part XIV)? If "Yes," complete Part XIV		X
10 Did any persons become substantial contributors during the tax year? If "Yes," attach a schedule listing their names and addresses		X

Part VII-A Statements Regarding Activities (continued)

	Yes	No
11 At any time during the year, did the foundation, directly or indirectly, own a controlled entity within the meaning of section 512(b)(13)? If "Yes," attach schedule (see instructions)		X
12 Did the foundation make a distribution to a donor advised fund over which the foundation or a disqualified person had advisory privileges? If "Yes," attach statement (see instructions)		X
13 Did the foundation comply with the public inspection requirements for its annual returns and exemption application? Website address ► N/A	X	
14 The books are in care of ► PATRICIA ROWELL Telephone no ► 603-366-7394 Located at ► P.O. BOX 241, GOFFSTOWN, NH ZIP+4 ► 03045		
15 Section 4947(a)(1) nonexempt charitable trusts filing Form 990-PF in lieu of Form 1041 - Check here and enter the amount of tax-exempt interest received or accrued during the year 15 N/A		
16 At any time during calendar year 2015, did the foundation have an interest in or a signature or other authority over a bank, securities, or other financial account in a foreign country? See the instructions for exceptions and filing requirements for FinCEN Form 114. If "Yes," enter the name of the foreign country ►		X

Part VII-B Statements Regarding Activities for Which Form 4720 May Be Required

File Form 4720 if any item is checked in the "Yes" column, unless an exception applies.

	Yes	No
1a During the year did the foundation (either directly or indirectly) (1) Engage in the sale or exchange, or leasing of property with a disqualified person? <input type="checkbox"/> Yes <input checked="" type="checkbox"/> No (2) Borrow money from, lend money to, or otherwise extend credit to (or accept it from) a disqualified person? <input type="checkbox"/> Yes <input checked="" type="checkbox"/> No (3) Furnish goods, services, or facilities to (or accept them from) a disqualified person? <input type="checkbox"/> Yes <input checked="" type="checkbox"/> No (4) Pay compensation to, or pay or reimburse the expenses of, a disqualified person? <input type="checkbox"/> Yes <input checked="" type="checkbox"/> No (5) Transfer any income or assets to a disqualified person (or make any of either available for the benefit or use of a disqualified person)? <input type="checkbox"/> Yes <input checked="" type="checkbox"/> No (6) Agree to pay money or property to a government official? (Exception. Check "No" if the foundation agreed to make a grant to or to employ the official for a period after termination of government service, if terminating within 90 days) <input type="checkbox"/> Yes <input checked="" type="checkbox"/> No		
b If any answer is "Yes" to 1a(1)-(6), did any of the acts fail to qualify under the exceptions described in Regulations section 53.4941(d)-3 or in a current notice regarding disaster assistance (see instructions)? Organizations relying on a current notice regarding disaster assistance check here N/A	1b	
c Did the foundation engage in a prior year in any of the acts described in 1a, other than excepted acts, that were not corrected before the first day of the tax year beginning in 2015?	1c	X
2 Taxes on failure to distribute income (section 4942) (does not apply for years the foundation was a private operating foundation defined in section 4942(j)(3) or 4942(j)(5))		
a At the end of tax year 2015, did the foundation have any undistributed income (lines 6d and 6e, Part XIII) for tax year(s) beginning before 2015? <input type="checkbox"/> Yes <input checked="" type="checkbox"/> No If "Yes," list the years ►		
b Are there any years listed in 2a for which the foundation is not applying the provisions of section 4942(a)(2) (relating to incorrect valuation of assets) to the year's undistributed income? (If applying section 4942(a)(2) to all years listed, answer "No" and attach statement - see instructions) N/A	2b	
c If the provisions of section 4942(a)(2) are being applied to any of the years listed in 2a, list the years here ►		
3a Did the foundation hold more than a 2% direct or indirect interest in any business enterprise at any time during the year? <input type="checkbox"/> Yes <input checked="" type="checkbox"/> No		
b If "Yes," did it have excess business holdings in 2015 as a result of (1) any purchase by the foundation or disqualified persons after May 26, 1969, (2) the lapse of the 5-year period (or longer period approved by the Commissioner under section 4943(c)(7)) to dispose of holdings acquired by gift or bequest, or (3) the lapse of the 10-, 15-, or 20-year first phase holding period? (Use Schedule C, Form 4720, to determine if the foundation had excess business holdings in 2015.) N/A	3b	
4a Did the foundation invest during the year any amount in a manner that would jeopardize its charitable purposes?	4a	X
b Did the foundation make any investment in a prior year (but after December 31, 1969) that could jeopardize its charitable purpose that had not been removed from jeopardy before the first day of the tax year beginning in 2015?	4b	X

Part VII-B Statements Regarding Activities for Which Form 4720 May Be Required (continued)**5a** During the year did the foundation pay or incur any amount to

(1) Carry on propaganda, or otherwise attempt to influence legislation (section 4945(e))?

☐ Yes ☒ No

(2) Influence the outcome of any specific public election (see section 4955), or to carry on, directly or indirectly, any voter registration drive?

☐ Yes ☒ No

(3) Provide a grant to an individual for travel, study, or other similar purposes?

☐ Yes ☒ No

(4) Provide a grant to an organization other than a charitable, etc., organization described in section 4945(d)(4)(A)? (see instructions)

☐ Yes ☒ No

(5) Provide for any purpose other than religious, charitable, scientific, literary, or educational purposes, or for the prevention of cruelty to children or animals?

☐ Yes ☒ No**b** If any answer is "Yes" to 5a(1)-(5), did any of the transactions fail to qualify under the exceptions described in Regulations section 53.4945 or in a current notice regarding disaster assistance (see instructions)?

N/A

5b

Organizations relying on a current notice regarding disaster assistance check here

☒**c** If the answer is "Yes" to question 5a(4), does the foundation claim exemption from the tax because it maintained expenditure responsibility for the grant?

N/A

☐ Yes ☐ No

If "Yes," attach the statement required by Regulations section 53.4945-5(d)

6a Did the foundation, during the year, receive any funds, directly or indirectly, to pay premiums on a personal benefit contract?☐ Yes ☒ No**b** Did the foundation, during the year, pay premiums, directly or indirectly, on a personal benefit contract?**6b**

If "Yes" to 6b, file Form 8870.

7a At any time during the tax year, was the foundation a party to a prohibited tax shelter transaction?☐ Yes ☒ No**b** If "Yes," did the foundation receive any proceeds or have any net income attributable to the transaction?

N/A

7b**Part VIII** Information About Officers, Directors, Trustees, Foundation Managers, Highly Paid Employees, and Contractors**1** List all officers, directors, trustees, foundation managers and their compensation.

(a) Name and address	(b) Title, and average hours per week devoted to position	(c) Compensation (If not paid, enter -0-)	(d) Contributions to employee benefit plans and deferred compensation	(e) Expense account, other allowances
PETER POHL	TRUSTEE			
P.O. BOX 49				
CENTER SANDWICH, NH 03227	3.00	0.	0.	0.
R. KIRKE READ	TRUSTEE			
77 MT. ISRAEL ROAD				
SANDWICH, NH 03227	3.00	0.	0.	0.
GEOFFREY BURROWS	TRUSTEE			
P.O. BOX 7				
CENTER SANDWICH, NH 03227	3.00	0.	0.	0.

2 Compensation of five highest-paid employees (other than those included on line 1). If none, enter "NONE."

(a) Name and address of each employee paid more than \$50,000	(b) Title, and average hours per week devoted to position	(c) Compensation	(d) Contributions to employee benefit plans and deferred compensation	(e) Expense account, other allowances
NONE				

Total number of other employees paid over \$50,000**0**

Part VIII Information About Officers, Directors, Trustees, Foundation Managers, Highly Paid Employees, and Contractors *(continued)***3** Five highest-paid independent contractors for professional services. If none, enter "NONE."

(a) Name and address of each person paid more than \$50,000	(b) Type of service	(c) Compensation
NONE		

Total number of others receiving over \$50,000 for professional services

0

Part IX-A Summary of Direct Charitable Activities

List the foundation's four largest direct charitable activities during the tax year. Include relevant statistical information such as the number of organizations and other beneficiaries served, conferences convened, research papers produced, etc.

	Expenses
1 THE ORGANIZATION MAINTAINS MULTIPLE RECREATIONAL PUBLIC FIELDS FOR THE TOWN OF SANDWICH.	10,721.
2	
3	
4	

Part IX-B Summary of Program-Related Investments

Describe the two largest program-related investments made by the foundation during the tax year on lines 1 and 2

	Amount
1 FURNACE FOR TOWN RECREATION DEPT. STORAGE BUILDING	3,200.
2	
All other program-related investments See instructions	
3	
Total. Add lines 1 through 3	3,200.

Form 990-PF (2015)

Part X**Minimum Investment Return** (All domestic foundations must complete this part. Foreign foundations, see instructions.)

1	Fair market value of assets not used (or held for use) directly in carrying out charitable, etc., purposes		
a	Average monthly fair market value of securities	1a	5,778,724.
b	Average of monthly cash balances	1b	41,409.
c	Fair market value of all other assets	1c	255,900.
d	Total (add lines 1a, b, and c)	1d	6,076,033.
e	Reduction claimed for blockage or other factors reported on lines 1a and 1c (attach detailed explanation)	1e	0.
2	Acquisition indebtedness applicable to line 1 assets	2	0.
3	Subtract line 2 from line 1d	3	6,076,033.
4	Cash deemed held for charitable activities. Enter 1 1/2% of line 3 (for greater amount, see instructions)	4	91,140.
5	Net value of noncharitable-use assets. Subtract line 4 from line 3. Enter here and on Part V, line 4	5	5,984,893.
6	Minimum investment return. Enter 5% of line 5	6	299,245.

Part XI**Distributable Amount** (see instructions) (Section 4942(j)(3) and (j)(5) private operating foundations and certain foreign organizations check here ☐ and do not complete this part.)

1	Minimum investment return from Part X, line 6	1	299,245.
2a	Tax on investment income for 2015 from Part VI, line 5	2a	6,753.
b	Income tax for 2015 (This does not include the tax from Part VI)	2b	
c	Add lines 2a and 2b	2c	6,753.
3	Distributable amount before adjustments. Subtract line 2c from line 1	3	292,492.
4	Recoveries of amounts treated as qualifying distributions	4	0.
5	Add lines 3 and 4	5	292,492.
6	Deduction from distributable amount (see instructions)	6	0.
7	Distributable amount as adjusted. Subtract line 6 from line 5. Enter here and on Part XIII, line 1	7	292,492.

Part XII**Qualifying Distributions** (see instructions)

1	Amounts paid (including administrative expenses) to accomplish charitable, etc., purposes		
a	Expenses, contributions, gifts, etc. - total from Part I, column (d), line 26	1a	265,071.
b	Program-related investments - total from Part IX-B	1b	3,200.
2	Amounts paid to acquire assets used (or held for use) directly in carrying out charitable, etc., purposes	2	
3	Amounts set aside for specific charitable projects that satisfy the		
a	Suitability test (prior IRS approval required)	3a	
b	Cash distribution test (attach the required schedule)	3b	
4	Qualifying distributions. Add lines 1a through 3b. Enter here and on Part V, line 8, and Part XIII, line 4	4	268,271.
5	Foundations that qualify under section 4940(e) for the reduced rate of tax on net investment income. Enter 1% of Part I, line 27b	5	0.
6	Adjusted qualifying distributions. Subtract line 5 from line 4	6	268,271.

Note The amount on line 6 will be used in Part V, column (b), in subsequent years when calculating whether the foundation qualifies for the section 4940(e) reduction of tax in those years.

Part XIII Undistributed Income (see instructions)

	(a) Corpus	(b) Years prior to 2014	(c) 2014	(d) 2015
1 Distributable amount for 2015 from Part XI, line 7				292,492.
2 Undistributed income, if any, as of the end of 2015			0.	
a Enter amount for 2014 only				
b Total for prior years		0.		
3 Excess distributions carryover, if any, to 2015				
a From 2010				
b From 2011	20,625.			
c From 2012				
d From 2013	1,630.			
e From 2014	3,170.			
f Total of lines 3a through e	25,425.			
4 Qualifying distributions for 2015 from Part XII, line 4 ▶ \$ 268,271.			0.	
a Applied to 2014, but not more than line 2a				
b Applied to undistributed income of prior years (Election required - see instructions)		0.		
c Treated as distributions out of corpus (Election required - see instructions)	0.			
d Applied to 2015 distributable amount				268,271.
e Remaining amount distributed out of corpus	0.			
	24,221.			24,221.
5 Excess distributions carryover applied to 2015 (If an amount appears in column (d), the same amount must be shown in column (a))				
6 Enter the net total of each column as indicated below:	1,204.			
a Corpus Add lines 3f, 4c, and 4e Subtract line 5				
b Prior years' undistributed income Subtract line 4b from line 2b		0.		
c Enter the amount of prior years' undistributed income for which a notice of deficiency has been issued, or on which the section 4942(a) tax has been previously assessed		0.		
d Subtract line 6c from line 6b Taxable amount - see instructions		0.		
e Undistributed income for 2014 Subtract line 4a from line 2a Taxable amount - see instr			0.	
f Undistributed income for 2015 Subtract lines 4d and 5 from line 1 This amount must be distributed in 2016				0.
7 Amounts treated as distributions out of corpus to satisfy requirements imposed by section 170(b)(1)(F) or 4942(g)(3) (Election may be required - see instructions)	0.			
8 Excess distributions carryover from 2010 not applied on line 5 or line 7	0.			
9 Excess distributions carryover to 2016 Subtract lines 7 and 8 from line 6a	1,204.			
10 Analysis of line 9				
a Excess from 2011				
b Excess from 2012				
c Excess from 2013				
d Excess from 2014	1,204.			
e Excess from 2015				

Part XV Supplementary Information (continued)**3 Grants and Contributions Paid During the Year or Approved for Future Payment**

<div>Recipient</div> <div>Name and address (home or business)</div>	If recipient is an individual, show any relationship to any foundation manager or substantial contributor	Foundation status of recipient	Purpose of grant or contribution	Amount
a Paid during the year				
TOWN OF SANDWICH, NH 8 MAPLE STREET CENTER SANDWICH, NH 03227		MUNICIPALITY	PURCHASE OF PA SYSTEM FOR TOWN MEETINGS	2,124.
AUDOBON SOCIETY OF NEW HAMPSHIRE 84 SILK FARM ROAD CONCORD, NH 03301		PUBLIC CHARITY	TRAIL IMPROVEMENTS, OBSERVATION PLATFORM, AND KIOSK AT THOMPSON WILDLIFE REFUGE	20,000.
COMMUNITY CHURCH OF SANDWICH P.O. BOX 267 SANDWICH, NH 03227		PUBLIC CHARITY	CHURCH ROOF REPAIRS	2,000.
GREEN MOUNTAIN CONSERVATION P.O. BOX 95 SOUTH EFFINGHAM, NH 03882		PUBLIC CHARITY	FUNDING TOWARDS ELEMENTARY SCHOOL EDUCATIONAL PROJECTS	2,000.
NEW HAMPSHIRE CHARITABLE FOUNDATION 37 PLEASANT STREET CONCORD, NH 03301		PUBLIC CHARITY	SANDWICH, NH SCHOLARSHIP FUND AWARDS	30,381.
Total	SEE CONTINUATION SHEET(S)			248,393.
b Approved for future payment				
NONE				
Total				0.

Part XVI-A Analysis of Income-Producing Activities

Enter gross amounts unless otherwise indicated

Enter gross amounts unless otherwise indicated	Unrelated business income		Excluded by section 512, 513 or 514		(e) Related or exempt function income
	(a) Business code	(b) Amount	(c) Exclu- sion code	(d) Amount	
1 Program service revenue					
a _____					
b _____					
c _____					
d _____					
e _____					
f _____					
g Fees and contracts from government agencies					
2 Membership dues and assessments					
3 Interest on savings and temporary cash investments			14	5.	
4 Dividends and interest from securities			14	129,817.	
5 Net rental income or (loss) from real estate					
a Debt-financed property					
b Not debt-financed property			16	10,111.	
6 Net rental income or (loss) from personal property					
7 Other investment income					
8 Gain or (loss) from sales of assets other than inventory			18	241,359.	
9 Net income or (loss) from special events					
10 Gross profit or (loss) from sales of inventory					
11 Other revenue					
a _____					
b _____					
c _____					
d _____					
e _____					
12 Subtotal. Add columns (b), (d), and (e)		0.		381,292.	0.
13 Total. Add line 12, columns (b), (d), and (e)				13 381,292.	

(See worksheet in line 13 instructions to verify calculations)

Part XVI-B Relationship of Activities to the Accomplishment of Exempt Purposes

[illegible]

Information Regarding Transfers To and Transactions and Relationships With Noncharitable Exempt Organizations



		Yes	No
1	Did the organization directly or indirectly engage in any of the following with any other organization described in section 501(c) of the Code (other than section 501(c)(3) organizations) or in section 527, relating to political organizations?		
a	Transfers from the reporting foundation to a noncharitable exempt organization of		
	(1) Cash	1a(1)	X
	(2) Other assets	1a(2)	X
b	Other transactions		
	(1) Sales of assets to a noncharitable exempt organization	1b(1)	X
	(2) Purchases of assets from a noncharitable exempt organization	1b(2)	X
	(3) Rental of facilities, equipment, or other assets	1b(3)	X
	(4) Reimbursement arrangements	1b(4)	X
	(5) Loans or loan guarantees	1b(5)	X
	(6) Performance of services or membership or fundraising solicitations	1b(6)	X
c	Sharing of facilities, equipment, mailing lists, other assets, or paid employees	1c	X
d	If the answer to any of the above is "Yes," complete the following schedule. Column (b) should always show the fair market value of the goods, other assets, or services given by the reporting foundation. If the foundation received less than fair market value in any transaction or sharing arrangement, show in column (d) the value of the goods, other assets, or services received.		

[illegible]

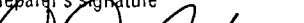
- 2a** Is the foundation directly or indirectly affiliated with, or related to, one or more tax-exempt organizations described in section 501(c) of the Code (other than section 501(c)(3)) or in section 527? ☐ Yes ☒ No
- b** If "Yes," complete the following schedule

(a) Name of organization	(b) Type of organization	(c) Description of relationship
N/A		

Under penalties of perjury, I declare that I have examined this return, including accompanying schedules and statements, and to the best of my knowledge and belief, it is true, correct, and complete. Declaration of preparer (other than taxpayer) is based on all information of which preparer has any knowledge.

Sign Here   **DIRECTOR**
 Signature of officer or trustee Date Title

May the IRS discuss this return with the preparer shown below (see instr.)? ☒ Yes ☐ No

Paid Preparer Use Only	Print/Type preparer's name DAVID A. CAPUTO, CPA	Preparer's signature 	Date 11/1/16	Check <input checked="" type="checkbox"/> if self-employed	PTIN P00184707
	Firm's name ▶ GAMWELL, CAPUTO, KELSCH & CO, PLLC			Firm's EIN ▶ 02-0522664	
	Firm's address ▶ 481 WHITE MOUNTAIN HIGHWAY CONWAY, NH 03818			Phone no 603-447-3356	

Part XV Supplementary Information**3. Grants and Contributions Paid During the Year (Continuation)**

Recipient Name and address (home or business)	If recipient is an individual, show any relationship to any foundation manager or substantial contributor	Foundation status of recipient	Purpose of grant or contribution	Amount
SANDWICH CENTRAL SCHOOL 28 SQUAM LAKE ROAD CENTER SANDWICH, NH 03227		MUNICIPALITY	FUNDING TO SUPPORT EDUCATIONAL FIELD TRIPS	2,600.
SANDWICH CHILD CARE CENTER 54 MAPLE STREET CENTER SANDWICH, NH 03227		PUBLIC CHARITY	SCHOOL SCHOLARSHIP FUND FOR FINANCIALLY DISADVANTAGED	15,000.
SANDWICH CENTRAL SCHOOL 28 SQUAM LAKE ROAD CENTER SANDWICH, NH 03227		MUNICIPALITY	SCHOOL SOUND SYSTEM	7,070.
SANDWICH HISTORICAL SOCIETY P.O. BOX 244 CENTER SANDWICH, NH 03227		PRIV OP FOUNDATION-SEE REPORT	HISTORICAL SOCIETY BUILDINGS AND GROUNDS IMPROVEMENTS	3,000.
SANDWICH RECREATION PROGRAM 5 QUIMBY FIELD ROAD SANDWICH, NH 03227		MUNICIPALITY	CHILDRENS RECREATION PROGRAMS SUPPORT	38,500.
SANDWICH CHILD CARE CENTER 54 MAPLE STREET CENTER SANDWICH, NH 03227		PUBLIC CHARITY	CHILD CARE CENTER STAFF TRAINING PROGRAM	4,000.
TOWN OF SANDWICH, NH 8 MAPLE STREET CENTER SANDWICH, NH 03227		MUNICIPALITY	FUNDS TOWARDS TOWN BUILDING IMPROVEMENTS AND EQUIPMENT PURCHASES	57,763.
SANDWICH CHILD CARE CENTER 54 MAPLE STREET CENTER SANDWICH, NH 03227		PUBLIC CHARITY	CHILD CARE CENTER BUILDING IMPROVEMENTS	54,000.
UNITED SOUTH END SETTLEMENTS - CAMP HALE 566 COLUMBUS AVENUE BOSTON, MA 02118		PUBLIC CHARITY	KITCHEN UPGRADE FOR LOW INCOME, INNER-CITY YOUTH CAMP	8,780.
SOCIETY OF FRIENDS - NORTH SANDWICH P.O. BOX 72 NORTH SANDWICH, NH 03259		CHURCH	CHURCH BUILDING IMPROVEMENTS	500.
Total from continuation sheets				191,888.

3 Grants and Contributions Paid During the Year (Continuation)Total from continuation sheets

FORM 990-PF INTEREST ON SAVINGS AND TEMPORARY CASH INVESTMENTS STATEMENT 1

SOURCE	(A) REVENUE PER BOOKS	(B) NET INVESTMENT INCOME	(C) ADJUSTED NET INCOME
CITIZENS BANK	5.	5.	
TOTAL TO PART I, LINE 3	5.	5.	

FORM 990-PF DIVIDENDS AND INTEREST FROM SECURITIES STATEMENT 2

SOURCE	GROSS AMOUNT	CAPITAL GAINS DIVIDENDS	(A) REVENUE PER BOOKS	(B) NET INVEST- MENT INCOME	(C) ADJUSTED NET INCOME
CITIZENS INVESTMENT SERVICES - DIV	89,307.	0.	89,307.	89,307.	
CITIZENS INVESTMENT SERVICES - INT	40,510.	0.	40,510.	40,510.	
TO PART I, LINE 4	129,817.	0.	129,817.	129,817.	

FORM 990-PF RENTAL INCOME STATEMENT 3

KIND AND LOCATION OF PROPERTY	ACTIVITY NUMBER	GROSS RENTAL INCOME
POST OFFICE RENTAL	1	31,833.
TOTAL TO FORM 990-PF, PART I, LINE 5A		31,833.

FORM 990-PF	RENTAL EXPENSES	STATEMENT	4
DESCRIPTION	ACTIVITY NUMBER	AMOUNT	TOTAL
DEPRECIATION		11,127.	
REPAIRS AND MAINTENANCE		3,674.	
SEWER		251.	
LEASE COMMISSION		6,670.	
- SUBTOTAL -	1		21,722.
TOTAL RENTAL EXPENSES			21,722.
NET RENTAL INCOME TO FORM 990-PF, PART I, LINE 5B			10,111.

FORM 990-PF	LEGAL FEES		STATEMENT	5
DESCRIPTION	(A) EXPENSES PER BOOKS	(B) NET INVEST- MENT INCOME	(C) ADJUSTED NET INCOME	(D) CHARITABLE PURPOSES
PROBATE COURT FILINGS AND TAX MATTERS	1,712.	0.		0.
TO FM 990-PF, PG 1, LN 16A	1,712.	0.		0.

FORM 990-PF	ACCOUNTING FEES			STATEMENT	6
DESCRIPTION	(A) EXPENSES PER BOOKS	(B) NET INVEST- MENT INCOME	(C) ADJUSTED NET INCOME	(D) CHARITABLE PURPOSES	
BOOKKEEPING	2,300.	0.		1,533.	
YEAR-END TRUST ACCOUNTING AND TAX RETURN PREP	3,071.	0.		1,024.	
TO FORM 990-PF, PG 1, LN 16B	5,371.	0.		2,557.	

FORM 990-PF	OTHER PROFESSIONAL FEES			STATEMENT 7
DESCRIPTION	(A) EXPENSES PER BOOKS	(B) NET INVEST- MENT INCOME	(C) ADJUSTED NET INCOME	(D) CHARITABLE PURPOSES
INVESTMENT MANAGEMENT FEES	43,648.	43,648.		0.
TO FORM 990-PF, PG 1, LN 16C	43,648.	43,648.		0.

FORM 990-PF	TAXES			STATEMENT 8
DESCRIPTION	(A) EXPENSES PER BOOKS	(B) NET INVEST- MENT INCOME	(C) ADJUSTED NET INCOME	(D) CHARITABLE PURPOSES
SECT. 4940 TAX ON NET INVESTMENT INCOME	8,136.	0.		0.
TO FORM 990-PF, PG 1, LN 18	8,136.	0.		0.

FORM 990-PF	OTHER EXPENSES			STATEMENT 9
DESCRIPTION	(A) EXPENSES PER BOOKS	(B) NET INVEST- MENT INCOME	(C) ADJUSTED NET INCOME	(D) CHARITABLE PURPOSES
INSURANCE	3,169.	0.		0.
SCHOLARSHIP FUND MANAGEMENT FEE	3,400.	0.		3,400.
OFFICE EXPENSES	228.	0.		0.
PUBLIC USE PROPERTY MAINTENANCE	7,615.	0.		7,615.
INSURANCE	3,106.	0.		3,106.
REPAIRS AND MAINTENANCE	3,674.	3,674.		0.
SEWER	251.	251.		0.
LEASE COMMISSION	6,670.	6,670.		0.
TO FORM 990-PF, PG 1, LN 23	28,113.	10,595.		14,121.

FORM 990-PF	U.S. AND STATE/CITY GOVERNMENT OBLIGATIONS	STATEMENT 10
-------------	--	--------------

DESCRIPTION	U.S. GOV'T	OTHER GOV'T	BOOK VALUE	FAIR MARKET VALUE
US GOVT OBLIGATIONS - SEE ATTACHED SCHEDULE	X		402,738.	423,185.
TOTAL U.S. GOVERNMENT OBLIGATIONS			402,738.	423,185.
TOTAL STATE AND MUNICIPAL GOVERNMENT OBLIGATIONS				
TOTAL TO FORM 990-PF, PART II, LINE 10A			402,738.	423,185.

FORM 990-PF	CORPORATE STOCK	STATEMENT 11
-------------	-----------------	--------------

DESCRIPTION	BOOK VALUE	FAIR MARKET VALUE
COMMON STOCKS - SEE ATTACHED SCHEDULE	2,170,373.	3,062,240.
TOTAL TO FORM 990-PF, PART II, LINE 10B	2,170,373.	3,062,240.

FORM 990-PF	CORPORATE BONDS	STATEMENT 12
-------------	-----------------	--------------

DESCRIPTION	BOOK VALUE	FAIR MARKET VALUE
CORPORATE BONDS - SEE ATTACHED SCHEDULE	1,006,470.	1,043,373.
TOTAL TO FORM 990-PF, PART II, LINE 10C	1,006,470.	1,043,373.

FORM 990-PF	OTHER INVESTMENTS	STATEMENT 13
-------------	-------------------	--------------

DESCRIPTION	VALUATION METHOD	BOOK VALUE	FAIR MARKET VALUE
MUTUAL FUNDS - SEE ATTACHED SCHEDULE	COST	552,185.	682,664.
FIXED INCOME FUNDS - SEE ATTACHED SCHEDULE	COST	476,648.	478,796.
TOTAL TO FORM 990-PF, PART II, LINE 13		1,028,833.	1,161,460.

FORM 990-PF	OTHER ASSETS		STATEMENT 14
DESCRIPTION	BEGINNING OF YR BOOK VALUE	END OF YEAR BOOK VALUE	FAIR MARKET VALUE
SCHOLARSHIP FUND MONIES ON DEPOSIT WITH NHCF	0.	9,619.	9,619.
TO FORM 990-PF, PART II, LINE 15	0.	9,619.	9,619.

FORM 990-PF	GRANT APPLICATION SUBMISSION INFORMATION	STATEMENT 15
	PART XV, LINES 2A THROUGH 2D	

NAME AND ADDRESS OF PERSON TO WHOM APPLICATIONS SHOULD BE SUBMITTED

TRUSTEES
P.O. BOX 355
CENTER SANDWICH, NH 03227-0355

TELEPHONE NUMBER

603-284-6666

FORM AND CONTENT OF APPLICATIONS

GRANT PROPOSAL OUTLINING THE CHARITABLE USE OF THE PROGRAM(S) AND HOW IT
WILL BE A BENEFIT TO THE TOWN OF SANDWICH AND ITS INHABITANTS.

ANY SUBMISSION DEADLINES

NONE - GRANTS ARE AWARDED QUARTERLY.

RESTRICTIONS AND LIMITATIONS ON AWARDS

GRANTS WILL ONLY BE AWARDED TO PROGRAMS THAT BENEFIT THE INHABITANTS AND
INSTITUTIONS OF THE TOWN OF SANDWICH, NH.

**ALFRED QUIMBY FUND AGENCY
FOR THE PERIOD
7/1/2015 - 6/30/2016**

SCHEDULE : NET GAINS (OR LOSSES) ON SALES OR OTHER DISPOSITIONS

<u>DATE</u>	<u>TRANSACTIONS</u>	<u>BOOK VALUE</u>	<u>PROCEEDS</u>	<u>GAIN/LOSS</u>
7/20/2015	395 Units of Occidental Petroleum Corp.	39,512.68	28,908.10	(10,604.58)
8/7/2015	365 Units of United Technologies Corp	14,429.60	36,299.93	21,870.33
8/21/2015	1300 Units of Hanesbrands Inc	10,943.86	39,465.61	28,521.75
8/31/2015	-0.1954 Units of Google Inc Cl C	-56.81	-105.90	(49.09)
9/2/2015	0.1974 Units of Google Inc Cl C	57.39	105.90	48.51
9/8/2015	190 Units of Monster Beverage Corp New	13,758.35	25,613.28	11,854.93
9/8/2015	195 Units of Mead Johnson Nutrition Co	16,683.42	14,826.30	(1,857.12)
9/15/2015	510 Units of Charles Schwab Corp New	12,976.32	15,595.05	2,618.73
9/15/2015	355 Units of Mead Johnson Nutrition Co	30,372.39	26,657.99	(3,714.40)
9/15/2015	590 Units of Legg Mason Inc	31,185.13	25,085.16	(6,099.97)
9/25/2015	350 Units of Abbott Laboratories	11,610.39	14,742.78	3,132.39
9/25/2015	180 Units of Johnson & Johnson	8,451.83	16,683.10	8,231.27
9/25/2015	180 Units of Davita Healthcare Partners Inc	12,171.61	13,572.55	1,400.94
10/20/2015	130 Units of Schein Henry Inc	15,473.28	18,344.63	2,871.35
10/22/2015	627.589 Units of T Rowe Price Mid Cap Growth Fd#64	33,351.05	49,642.29	16,291.24
10/26/2015	30 Units of Abbott Laboratories	995.18	1,279.23	284.05
10/26/2015	30 Units of Verizon Communications	1,183.72	1,361.37	177.65
10/26/2015	20 Units of UnitedHealth Group Inc	2,330.78	2,402.75	71.97
10/26/2015	80 Units of Bank Of America Corporation	914.94	1,295.17	380.23
10/26/2015	10 Units of Thermo Fisher Scientific Inc	611.57	1,268.37	656.80
10/26/2015	40 Units of Texas Instruments Inc	1,956.31	2,097.56	141.25
10/26/2015	40 Units of Marsh & McLennan Companies,	1,750.78	2,174.75	423.97
10/26/2015	180 Units of Boston Scientific Corp	2,629.34	3,092.36	463.02
10/26/2015	20 Units of Fiserv Inc	1,371.22	1,857.16	485.94
10/26/2015	80 Units of Rockwell Collins Inc	6,012.75	6,728.03	715.28
10/26/2015	20 Units of PNC Financial Services Group	1,287.86	1,767.76	479.90
10/26/2015	155 Units of Cisco Systems	3,970.46	4,416.00	445.54
10/26/2015	10 Units of Chevron Corp	914.58	894.78	(19.80)
10/26/2015	30 Units of Colgate-Palmolive Co.	1,458.50	2,002.46	543.96
10/26/2015	80 Units of Harris Corporation	6,321.03	6,105.48	(215.55)
10/26/2015	30 Units of General Mills Inc	1,565.54	1,694.06	128.52
10/26/2015	50 Units of General Electric Co	508.64	1,442.98	934.34
10/26/2015	50 Units of Charles Schwab Corp New	1,272.19	1,467.98	195.79
10/26/2015	30 Units of TE Connectivity Ltd	1,364.11	1,888.52	524.41
10/26/2015	45 Units of Select Sec SPDR Matls	1,784.24	1,968.26	184.02
10/26/2015	10 Units of Schein Henry Inc	1,190.25	1,462.37	272.12
10/26/2015	30 Units of Accenture Plc Ireland	2,335.89	3,116.64	780.75
10/26/2015	20 Units of Nextera Energy Inc Com	1,195.50	2,081.96	886.46
10/26/2015	10 Units of O Reilly Automotive Inc New	2,256.13	2,529.25	273.12
10/26/2015	50 Units of Time Warner Inc	3,066.21	3,595.93	529.72
10/26/2015	20 Units of Davita Healthcare Partners Inc	1,352.40	1,525.57	173.17
10/26/2015	40 Units of American Intl Group Inc	2,187.84	2,417.95	230.11
10/26/2015	40 Units of Wyndham Worldwide Corp	2,527.66	3,035.54	507.88
10/26/2015	60 Units of AT & T Inc	1,770.38	2,027.36	256.98
10/26/2015	40 Units of Comcast Corp New Cl A	2,417.17	2,465.95	48.78
10/26/2015	40 Units of ConocoPhillips	2,247.84	2,126.36	(121.48)
10/26/2015	70 Units of Citigroup Inc	3,911.17	3,709.23	(201.94)
10/26/2015	185 Units of Duke Energy Corp New	13,599.63	13,658.31	58.68
10/26/2015	255 Units of iShares US Oil Equip & Svcs ETF	15,342.67	10,342.09	(5,000.58)

**ALFRED QUIMBY FUND AGENCY
FOR THE PERIOD
7/1/2015 - 6/30/2016**

SCHEDULE : NET GAINS (OR LOSSES) ON SALES OR OTHER DISPOSITIONS (CONT')

<u>DATE</u>	<u>TRANSACTIONS</u>	<u>BOOK VALUE</u>	<u>PROCEEDS</u>	<u>GAIN/LOSS</u>
10/28/2015	155 Units of Nike Inc Class B	12,776.51	20,213.28	7,436.77
11/18/2015	1,030 Units of BB&T Corp	24,625.37	38,490.95	13,865.58
12/4/2015	50,000 Units of E M C Corp Mass 1.875% 6/01/18	49,865.00	48,203.00	(1,662.00)
12/18/2015	205 Units of Chevron Corp	18,748.84	18,935.89	187.05
12/18/2015	600 Units of iShares US Oil Equip & Svcs ETF	36,100.41	22,563.85	(13,536.56)
1/8/2016	680 Units of Abbott Laboratories	22,557.33	29,261.86	6,704.53
2/1/2016	1,150 Units of Nvidia Corp	23,842.88	32,400.49	8,557.61
2/10/2016	7,082.273 Units of Templeton Institutional Foreign	124,022.14	117,353.26	(6,668.88)
2/16/2016	520 Units of Davita Healthcare Partners Inc	35,162.41	33,053.81	(2,108.60)
2/25/2016	970 Units of Charles Schwab Corp New	24,680.46	23,809.13	(871.33)
2/25/2016	120 Units of Boeing Co.	11,150.89	14,067.00	2,916.11
2/25/2016	1,235 Units of Nvidia Corp	25,605.18	38,916.82	13,311.64
2/25/2016	715 Units of Boston Scientific Corp	10,444.31	12,279.57	1,835.26
3/18/2016	550 Units of Rockwell Collins Inc	41,337.67	48,880.79	7,543.12
3/18/2016	270 Units of Nike Inc Class B	11,127.93	16,567.58	5,439.65
4/1/2016	10,000 Units of Du Pont & Co 2.750% 4/01/16	100,220.00	100,000.00	(220.00)
4/11/2016	105 Units of Bard Cr Inc	12,654.01	21,475.39	8,821.38
4/11/2016	120 Units of iShares NASDAQ Biotechnology ETF	15,777.19	33,615.64	17,838.45
4/28/2016	630 Units of TE Connectivity Ltd	28,646.36	37,995.54	9,349.18
5/2/2016	100,000 Units of Fed Farm Cr Bk 4.450% 5/02/16	100,415.00	100,000.00	(415.00)
5/12/2016	575 Units of Eli Lilly & Co	48,500.20	43,397.95	(5,102.25)
5/19/2016	240 Units of TJX Companies New	8,882.82	17,838.52	8,955.70
5/23/2016	11,960.6 Units of Vanguard S/T Bond Index Adm # 5132	125,585.43	125,945.12	359.69
5/27/2016	185 Units of CVS Health Corporation	8,552.53	18,111.23	9,558.70
5/27/2016	205 Units of Time Warner Inc	12,571.47	14,902.70	2,331.23
6/3/2016	60 Units of General Electric Co	610.37	1,805.36	1,194.99
6/3/2016	30 Units of Danaher Corp	1,968.46	2,933.93	965.47
6/3/2016	20 Units of Equifax Inc.	2,196.51	2,507.34	310.83
6/3/2016	40 Units of Exxon Mobil Corp	1,640.18	3,577.12	1,936.94
6/3/2016	260 Units of Citigroup Inc	14,527.22	12,087.81	(2,439.41)
6/3/2016	20 Units of Fiserv Inc	1,371.22	2,096.95	725.73
6/3/2016	45 Units of TJX Companies New	1,665.53	3,413.72	1,748.19
6/3/2016	30 Units of HCA Holdings Inc	2,432.10	2,321.94	(110.16)
6/3/2016	80 Units of Cisco Systems	2,049.27	2,306.34	257.07
6/3/2016	10 Units of O Reilly Automotive Inc New	2,256.13	2,646.24	390.11
6/3/2016	40 Units of General Mills Inc	2,087.39	2,505.14	417.75
6/3/2016	20 Units of Harris Corporation	1,580.26	1,569.16	(11.10)
6/3/2016	20 Units of Nextera Energy Inc Com	1,195.50	2,397.34	1,201.84
6/3/2016	20 Units of General Dynamics	2,245.30	2,837.73	592.43
6/3/2016	10 Units of Boeing Co.	929.24	1,265.47	336.23
6/3/2016	20 Units of Chubb Limited	2,020.75	2,526.94	506.19
6/3/2016	10 Units of Alphabet Inc NPV A	2,922.75	7,467.53	4,544.78
6/3/2016	20 Units of Amgen Inc.	1,430.08	3,147.73	1,717.65
6/3/2016	10 Units of Monster Beverage Corp New	724.12	1,494.66	770.54
6/3/2016	90 Units of Bank Of America Corporation	1,029.31	1,328.37	299.06
6/3/2016	40 Units of Hain Celestial Group Inc	1,950.78	1,972.75	21.97
6/3/2016	10 Units of Bard Cr Inc	1,205.14	2,179.05	973.91
6/3/2016	40 Units of Colgate-Palmolive Co.	1,944.66	2,811.53	866.87
6/3/2016	100 Units of Boston Scientific Corp	1,460.74	2,247.96	787.22
6/3/2016	80 Units of Noble Corp Plc	1,013.04	678.39	(334.65)

**ALFRED QUIMBY FUND AGENCY
FOR THE PERIOD
7/1/2015 - 6/30/2016**

SCHEDULE 1 : NET GAINS (OR LOSSES) ON SALES OR OTHER DISPOSITIONS (CONT')

<u>DATE</u>	<u>TRANSACTIONS</u>	<u>BOOK VALUE</u>	<u>PROCEEDS</u>	<u>GAIN/LOSS</u>
6/3/2016	20 Units of Duke Energy Corp New	1,470.23	1,557.56	87.33
6/3/2016	30 Units of CVS Health Corporation	1,386.90	2,898.23	1,511.33
6/3/2016	20 Units of Facebook Inc	2,021.91	2,370.34	348.43
6/3/2016	30 Units of Accenture Plc Ireland	2,335.89	3,545.17	1,209.28
6/3/2016	20 Units of Dominos Pizza Inc	2,303.59	2,420.74	117.15
6/3/2016	50 Units of Marsh & McLennan Companies,	2,188.47	3,284.42	1,095.95
6/3/2016	20 Units of S&P Global Inc Com	1,900.33	2,218.95	318.62
6/3/2016	50 Units of Texas Instruments Inc	2,445.38	3,015.43	570.05
6/3/2016	10 Units of Thermo Fisher Scientific Inc	611.57	1,506.46	894.89
6/3/2016	20 Units of UnitedHealth Group Inc	2,330.78	2,675.94	345.16
6/3/2016	70 Units of Pfizer Inc	1,520.48	2,411.44	890.96
6/3/2016	30 Units of PepsiCo Inc	312.18	3,034.73	2,722.55
6/3/2016	30 Units of PNC Financial Services Group	1,931.80	2,690.35	758.55
6/3/2016	40 Units of Valero Energy Corp New	2,395.00	2,181.55	(213.45)
6/3/2016	50 Units of Verizon Communications	2,169.30	2,545.45	376.15
6/3/2016	70 Units of Wells Fargo & Co New	1,894.53	3,550.32	1,655.79
6/3/2016	40 Units of Nike Inc Class B	1,648.58	2,215.55	566.97
6/3/2016	20 Units of Honeywell Intl Inc	2,057.62	2,270.55	212.93
6/3/2016	90 Units of Microsoft Corp	2,625.22	4,696.99	2,071.77
6/3/2016	20 Units of Illinois Tool Works	1,932.72	2,108.15	175.43
6/3/2016	140 Units of ConocoPhillips	7,867.44	6,206.08	(1,661.36)
6/3/2016	50 Units of American Intl Group Inc	2,734.80	2,893.44	158.64
6/3/2016	30 Units of Time Warner Inc	1,839.73	2,255.95	416.22
6/3/2016	20 Units of Gilead Sciences Inc	1,942.47	1,737.76	(204.71)
6/3/2016	75 Units of Schein Henry Inc	8,926.90	12,974.71	4,047.81
6/3/2016	60 Units of Select Sec SPDR Matls	2,378.98	2,817.23	438.25
6/3/2016	40 Units of Select Sector SPDR Energy	2,437.94	2,685.94	248.00
6/3/2016	30 Units of Wyndham Worldwide Corp	1,895.75	2,010.25	114.50
6/3/2016	50 Units of Comcast Corp New Cl A	3,021.47	3,141.94	120.47
6/3/2016	50 Units of JPMorgan Chase & Co	2,012.19	3,261.42	1,249.23
6/3/2016	50 Units of AT & T Inc	1,475.32	1,948.95	473.63
6/3/2016	30 Units of Kimberly Clark	3,159.32	3,818.01	658.69
6/10/2016	1370 Units of Noble Corp Plc	17,348.31	12,380.97	(4,967.34)
6/10/2016	420 Units of Wells Fargo & Co New	11,367.17	21,165.73	9,798.56
6/10/2016	925 Units of American Intl Group Inc	50,593.88	53,024.95	2,431.07
6/10/2016	260 Units of Valero Energy Corp New	15,567.51	14,488.41	(1,079.10)
6/24/2016	385 Units of Select Sec SPDR Matls	15,265.14	18,193.66	2,928.52
6/24/2016	375 Units of Microsoft Corp	10,938.42	19,099.56	8,161.14
TOTAL NET GAIN/LOSS				\$231,356.88

**ALFRED QUIMBY FUND AGENCY
FOR THE PERIOD
7/1/2015 - 6/30/2016**

SCHEDULE : BALANCE OF PRINCIPAL ON HAND

<u>UNITS</u>	<u>DESCRIPTION</u>	<u>MARKET VALUE</u>	<u>BOOK VALUE</u>
	<u>COMMON STOCKS</u>		
505	Accenture Plc Ireland	57,211.45	39,320.89
555	Align Technology Inc	44,705.25	34,195.27
51	Alphabet Inc Com Cl C	35,297.10	14,827.13
61	Alphabet Inc NPV A	42,915.33	17,828.79
370	Aon Plc Cl A	40,415.10	40,646.68
365	Amgen Inc.	55,534.75	26,099.04
1,020	Apple Inc	97,512.00	50,431.09
880	AT & T Inc	38,024.80	25,965.63
395	Avery Dennison Corp	29,526.25	30,247.56
1,765	Bank Of America Corporation	23,421.55	20,185.87
245	Bard Cr Inc	57,614.20	29,526.04
325	Berkshire Hathaway Inc Del Cl B New	47,056.75	44,330.16
210	Boeing Co.	27,272.70	19,514.07
1,965	Boston Scientific Corp	45,922.05	28,703.60
365	Chubb Limited	47,709.15	36,878.73
595	Cintas Corporation	58,387.35	26,838.79
1,360	Cisco Systems	39,018.40	34,837.54
540	Citigroup Inc	22,890.60	30,171.92
325	Clorox Co.	44,976.75	35,819.49
615	Colgate-Palmolive Co.	45,018.00	29,899.17
805	Comcast Corp New Cl A	52,477.95	48,645.63
815	ConocoPhillips	35,534.00	42,390.75
520	CVS Health Corporation	49,784.80	24,039.55
675	Danaher Corp	68,175.00	44,290.31
275	Dominos Pizza Inc	36,129.50	31,674.31
330	Duke Energy Corp New	28,310.70	24,258.79
355	Equifax Inc.	45,582.00	38,988.02
700	Exxon Mobil Corp	65,618.00	28,703.14
470	Facebook Inc	53,711.60	47,514.88
445	Fiserv Inc	48,384.85	30,509.61
415	General Dynamics	57,784.60	46,589.89
1,045	General Electric Co	32,896.60	10,630.65
705	General Mills Inc	50,280.60	36,790.28
440	Gilead Sciences Inc	36,704.80	42,734.29
605	Hain Celestial Group Inc	30,098.75	29,505.58
310	Harris Corporation	25,866.40	24,494.00
480	HCA Holdings Inc	36,964.80	38,913.63
350	Home Depot Inc.	44,691.50	45,655.67
285	Honeywell Intl Inc	33,151.20	29,321.12
315	Illinois Tool Works	32,810.40	30,440.42
545	Johnson & Johnson	66,108.50	31,534.03
885	JPMorgan Chase & Co	54,993.90	35,615.79
375	Kimberly Clark	51,555.00	39,491.46
905	Marsh & McLennan Companies,	61,956.30	39,611.34
1250	Microsoft Corp	63,962.50	36,461.41
230	Monster Beverage Corp New	36,963.30	16,654.85
370	Nextera Energy Inc Com	48,248.00	22,116.75
790	Nike Inc Class B	43,608.00	32,559.50
193	O Reilly Automotive Inc New	52,322.30	43,543.24

**ALFRED QUIMBY FUND AGENCY
FOR THE PERIOD
7/1/2015 - 6/30/2016**

SCHEDULE 1: BALANCE OF PRINCIPAL ON HAND (CONT')

<u>UNITS</u>	<u>DESCRIPTION</u>	<u>MARKET VALUE</u>	<u>BOOK VALUE</u>
<u>COMMON STOCKS (CONT')</u>			
495	PepsiCo Inc	52,440.30	5,151.01
1140	Pfizer Inc	40,139.40	24,762.09
515	PNC Financial Services Group	41,915.85	33,162.52
695	Principal Finl Group Inc	28,571.45	30,411.02
365	S&P Global Inc Com	39,149.90	34,681.06
160	Schein Henry Inc	28,288.00	19,044.04
1275	Select Sec SPDR Matls	59,083.50	50,553.38
845	Select Sector SPDR Energy	57,662.80	52,491.78
940	Texas Instruments Inc	58,891.00	45,973.23
230	Thermo Fisher Scientific Inc	33,984.80	14,066.09
525	Time Warner Inc	38,608.50	32,195.23
610	TJX Companies New	47,110.30	22,577.16
360	UnitedHealth Group Inc	50,832.00	41,954.12
540	Valero Energy Corp New	27,540.00	32,332.53
900	Verizon Communications	50,256.00	39,047.31
1140	Visa Inc	84,553.80	24,894.60
815	Wells Fargo & Co New	38,573.95	22,057.72
555	Wyndham Worldwide Corp	39,532.65	35,071.30
	TOTAL COMMON STOCKS	3,062,239.58	2,170,372.54
<u>MUTUAL FUNDS</u>			
1,900.000	iShares Core S&P Mid Cap ETF	283,841.00	170,934.30
3,050.000	iShares MSCI EAFE ETF	170,251.00	188,380.27
1,365.644	T Rowe Price Mid Cap Growth Fd#64	101,644.88	74,870.18
8,043.626	Transamerica International Equity I	126,928.42	118,000.00
	TOTAL MUTUAL FUNDS	682,665.30	552,184.75
<u>FIXED INCOME FUNDS</u>			
6,199.065	Columbia Income Opportunities Z	59,263.06	60,430.03
6,369.427	Metropolitan West High Yd Bd I #514	58,980.89	60,000.00
10,534.980	Vanguard Admiral GNMA Fd #536	114,304.53	112,573.99
6,720.634	Vanguard Admiral Inter Term Fd#571	67,743.99	68,424.04
10,766.581	Vanguard Interm-trm Bd Idx Adm#5314	127,906.98	125,000.00
4,697.870	Vanguard S/T Investment-gr Adm # 539	50,596.06	50,220.12
	TOTAL FIXED INCOME FUNDS	478,795.51	476,648.18
<u>US GOVERNMENT OBLIGATIONS</u>			
100,000	Fed Home Ln Bk 5.000% 11/17/17	105,954.00	101,549.00
100,000	Fed Home Ln Bks 3.625% 6/11/21	111,515.00	100,999.00
50,000	FFCB 2.070% 5/09/23	50,185.00	50,000.00
50,000	FHLB 1.875% 3/08/24	50,877.50	50,000.00
100,000	FHLB 2.220% 3/28/23	104,654.00	100,190.00
	TOTAL US GOVERNMENT OBLIGATIONS	423,185.50	402,738.00
<u>CORPORATE BONDS</u>			
100,000	Apple 3.450% 5/06/24	108,686.00	102,109.00
50,000	Berkshire Hathaway 1.900% 1/31/17	50,333.00	50,620.00

**ALFRED QUIMBY FUND AGENCY
FOR THE PERIOD
7/1/2015 - 6/30/2016**

SCHEDULE : BALANCE OF PRINCIPAL ON HAND (CONT')

<u>UNITS</u>	<u>DESCRIPTION</u>	<u>MARKET VALUE</u>	<u>BOOK VALUE</u>
<u>CORPORATE BONDS (cont')</u>			
50,000	Boeing Cap Corp 2.900% 8/15/18	51,943.00	49,926.50
100,000	Chevron Corp 2.427% 6/24/20	103,189.00	101,470.00
100,000	Cisco 3.000% 6/15/22	107,484.00	100,421.50
50,000	Coca-cola 1.650% 3/14/18	50,672.00	50,068.00
100,000	Disney Walt Co 2.750% 8/16/21	105,916.00	100,680.40
100,000	Home Depot 2.000% 6/15/19	102,806.00	102,512.00
50,000	Intl Business Machs 1.875% 5/15/19	50,953.00	49,644.25
100,000	National Rural Utils 2.350% 6/15/20	103,213.00	99,632.00
75,000	Oracle 2.250% 10/08/19	77,319.00	75,144.00
100,000	Qualcomm 3.000% 5/20/22	105,530.00	99,238.00
25,000	Texas Instrs 1.650% 8/03/19	<u>25,329.00</u>	<u>25,004.00</u>
TOTAL CORPORATE BONDS		1,043,373.00	1,006,469.65
<u>CASH EQUIVALENTS</u>			
Citizens Bank, N.A. Cash Sweep Account		72,850.54	72,850.54
TOTAL CASH EQUIVALENTS		<u>72,850.54</u>	<u>72,850.54</u>

1

 $\frac{1}{2}$

