



See a Social Security Number? Say Something!
Report Privacy Problems to <https://public.resource.org/privacy>
Or call the IRS Identity Theft Hotline at 1-800-908-4490



Form **990-PF**

Department of the Treasury
Internal Revenue Service

Return of Private Foundation
or Section 4947(a)(1) Trust Treated as Private Foundation

▶ Do not enter social security numbers on this form as it may be made public.
▶ Information about Form 990-PF and its instructions is at www.irs.gov/form990pf.





OMB No 1545-0052



2015
Open to Public Inspection

For calendar year 2015, or tax year beginning 06-01-2015, and ending 05-31-2016

Name of foundation TW PRICE GILBERT JR CHARITABLE FUND		A Employer identification number 58-2064640	
Number and street (or P O box number if mail is not delivered to street address) 1525 W WT HARRIS BLVD D1114-044		Room/suite	B Telephone number (see instructions) (800) 352-3705
City or town, state or province, country, and ZIP or foreign postal code CHARLOTTE, NC 28262		C If exemption application is pending, check here <input type="checkbox"/>	
G Check all that apply <input type="checkbox"/> Initial return <input type="checkbox"/> Initial return of a former public charity <input type="checkbox"/> Final return <input type="checkbox"/> Amended return <input type="checkbox"/> Address change <input type="checkbox"/> Name change		D 1. Foreign organizations, check here <input type="checkbox"/> 2. Foreign organizations meeting the 85% test, check here and attach computation <input type="checkbox"/>	
H Check type of organization <input checked="" type="checkbox"/> Section 501(c)(3) exempt private foundation <input type="checkbox"/> Section 4947(a)(1) nonexempt charitable trust <input type="checkbox"/> Other taxable private foundation		E If private foundation status was terminated under section 507(b)(1)(A), check here <input type="checkbox"/>	
I Fair market value of all assets at end of year (from Part II, col. (c), line 16) ▶ \$ 7,687,021		F If the foundation is in a 60-month termination under section 507(b)(1)(B), check here <input type="checkbox"/>	
J Accounting method <input type="checkbox"/> Cash <input type="checkbox"/> Accrual <input type="checkbox"/> Other (specify) _____ (Part I, column (d) must be on cash basis.)			

Part I Analysis of Revenue and Expenses <i>(The total of amounts in columns (b), (c), and (d) may not necessarily equal the amounts in column (a) (see instructions))</i>		Revenue and expenses per books (a)	Net investment income (b)	Adjusted net income (c)	Disbursements for charitable purposes (d) (cash basis only)
Revenue	1 Contributions, gifts, grants, etc , received (attach schedule)				
	2 Check <input checked="" type="checkbox"/> if the foundation is not required to attach Sch B				
	3 Interest on savings and temporary cash investments				
	4 Dividends and interest from securities	174,905	173,965		
	5a Gross rents				
	b Net rental income or (loss) _____				
	6a Net gain or (loss) from sale of assets not on line 10	-107,491			
	b Gross sales price for all assets on line 6a 3,324,187				
	7 Capital gain net income (from Part IV, line 2) . . .		0		
	8 Net short-term capital gain			0	
	9 Income modifications				
	10a Gross sales less returns and allowances				
Operating and Administrative Expenses	b Less Cost of goods sold				
	c Gross profit or (loss) (attach schedule)				
	11 Other income (attach schedule)	4,145	31,732		
	12 Total. Add lines 1 through 11	71,559	205,697		
	13 Compensation of officers, directors, trustees, etc	102,129	64,630		37,499
	14 Other employee salaries and wages		0	0	0
	15 Pension plans, employee benefits		0	0	
	16a Legal fees (attach schedule).				0
	b Accounting fees (attach schedule).	1,000	0	0	1,000
	c Other professional fees (attach schedule)	7,335	7,335		0
	17 Interest				0
	18 Taxes (attach schedule) (see instructions) . . .	7,603	5,734		0
	19 Depreciation (attach schedule) and depletion . .	0	0		
	20 Occupancy				
	21 Travel, conferences, and meetings.		0	0	
	22 Printing and publications		0	0	
	23 Other expenses (attach schedule).	1,172	5,159		
	24 Total operating and administrative expenses. Add lines 13 through 23	119,239	82,858	0	38,499
	25 Contributions, gifts, grants paid	405,000			405,000
	26 Total expenses and disbursements. Add lines 24 and 25	524,239	82,858	0	443,499
	27 Subtract line 26 from line 12				
	a Excess of revenue over expenses and disbursements	-452,680			
	b Net investment income (if negative, enter -0-)		122,839		
	c Adjusted net income (if negative, enter -0-) . . .			0	

Part II Balance Sheets		Attached schedules and amounts in the description column should be for end-of-year amounts only (See instructions)	Beginning of year	End of year	
			(a) Book Value	(b) Book Value	(c) Fair Market Value
Assets	1	Cash—non-interest-bearing	1,334		
	2	Savings and temporary cash investments	82,238	235,683	235,683
	3	Accounts receivable ▶ _____			
		Less allowance for doubtful accounts ▶ _____		0	0
	4	Pledges receivable ▶ _____			
		Less allowance for doubtful accounts ▶ _____			
	5	Grants receivable			
	6	Receivables due from officers, directors, trustees, and other disqualified persons (attach schedule) (see instructions).			
	7	Other notes and loans receivable (attach schedule) ▶ _____			
		Less allowance for doubtful accounts ▶ _____ 0			
	8	Inventories for sale or use			
	9	Prepaid expenses and deferred charges			
	10a	Investments—U S and state government obligations (attach schedule)		 159,025	161,453
	b	Investments—corporate stock (attach schedule)	5,489,001	 5,133,711	5,284,470
	c	Investments—corporate bonds (attach schedule)	774,123	 875,004	924,480
	11	Investments—land, buildings, and equipment basis ▶ _____			
	Less accumulated depreciation (attach schedule) ▶ _____				
12	Investments—mortgage loans.				
13	Investments—other (attach schedule)	1,414,102	 917,655	1,080,935	
14	Land, buildings, and equipment basis ▶ _____				
	Less accumulated depreciation (attach schedule) ▶ _____				
15	Other assets (describe ▶ _____)				
16	Total assets(to be completed by all filers—see the instructions Also, see page 1, item I)	7,760,798	7,321,078	7,687,021	
Liabilities	17	Accounts payable and accrued expenses			
	18	Grants payable			
	19	Deferred revenue			
	20	Loans from officers, directors, trustees, and other disqualified persons			
	21	Mortgages and other notes payable (attach schedule).			
	22	Other liabilities (describe ▶ _____)			
	23	Total liabilities(add lines 17 through 22)		0	
Net Assets or Fund Balances	Foundations that follow SFAS 117, check here ▶ <input type="checkbox"/> and complete lines 24 through 26 and lines 30 and 31.				
	24	Unrestricted			
	25	Temporarily restricted			
	26	Permanently restricted			
	Foundations that do not follow SFAS 117, check here ▶ <input checked="" type="checkbox"/> and complete lines 27 through 31.				
	27	Capital stock, trust principal, or current funds	7,760,798	7,321,078	
	28	Paid-in or capital surplus, or land, bldg , and equipment fund			
	29	Retained earnings, accumulated income, endowment, or other funds			
	30	Total net assets or fund balances(see instructions)	7,760,798	7,321,078	
31	Total liabilities and net assets/fund balances(see instructions)	7,760,798	7,321,078		

Part III Analysis of Changes in Net Assets or Fund Balances			
1	Total net assets or fund balances at beginning of year—Part II, column (a), line 30 (must agree with end-of-year figure reported on prior year’s return)	1	7,760,798
2	Enter amount from Part I, line 27a	2	-452,680
3	Other increases not included in line 2 (itemize) ▶ _____ 	3	24,127
4	Add lines 1, 2, and 3	4	7,332,245
5	Decreases not included in line 2 (itemize) ▶ _____ 	5	11,167
6	Total net assets or fund balances at end of year (line 4 minus line 5)—Part II, column (b), line 30	6	7,321,078

Part IV

Capital Gains and Losses for Tax on Investment Income

List and describe the kind(s) of property sold (e g , real estate, (a) 2-story brick warehouse, or common stock, 200 shs MLC Co)		How acquired P—Purchase (b) D—Donation	Date acquired (c) (mo , day, yr)	Date sold (d) (mo , day, yr)
1a	See Additional Data Table			
b				
c				
d				
e				

(e) Gross sales price	Depreciation allowed (f) (or allowable)	Cost or other basis (g) plus expense of sale	Gain or (loss) (h) (e) plus (f) minus (g)
a See Additional Data Table			
b			
c			
d			
e			

Complete only for assets showing gain in column (h) and owned by the foundation on 12/31/69			Gains (Col (h) gain minus col (k), but not less than -0-) or (l) Losses (from col (h))
(i) F M V as of 12/31/69	Adjusted basis (j) as of 12/31/69	Excess of col (i) (k) over col (j), if any	
a See Additional Data Table			
b			
c			
d			
e			

2	Capital gain net income or (net capital loss)	{ If gain, also enter in Part I, line 7 If (loss), enter -0- in Part I, line 7 }	2	-107,491
3	Net short-term capital gain or (loss) as defined in sections 1222(5) and (6) If gain, also enter in Part I, line 8, column (c) (see instructions) If (loss), enter -0- in Part I, line 8 }		3	

Part V

Qualification Under Section 4940(e) for Reduced Tax on Net Investment Income

(For optional use by domestic private foundations subject to the section 4940(a) tax on net investment income)
If section 4940(d)(2) applies, leave this part blank

Was the foundation liable for the section 4942 tax on the distributable amount of any year in the base period? ☐ Yes ☒ No
If "Yes," the foundation does not qualify under section 4940(e) Do not complete this part

1 Enter the appropriate amount in each column for each year, see instructions before making any entries

(a) Base period years Calendar year (or tax year beginning in)	(b) Adjusted qualifying distributions	(c) Net value of noncharitable-use assets	(d) Distribution ratio (col (b) divided by col (c))
2014	657,689	8,693,773	0 075651
2013	421,322	8,635,385	0 04879
2012	378,834	8,322,266	0 045521
2011	427,233	8,148,986	0 052428
2010	381,741	8,224,028	0 046418

2	Total of line 1, column (d).	2	0 268808
3	Average distribution ratio for the 5-year base period—divide the total on line 2 by 5, or by the number of years the foundation has been in existence if less than 5 years	3	0 053762
4	Enter the net value of noncharitable-use assets for 2015 from Part X, line 5.	4	7,852,947
5	Multiply line 4 by line 3.	5	422,190
6	Enter 1% of net investment income (1% of Part I, line 27b).	6	1,228
7	Add lines 5 and 6.	7	423,418
8	Enter qualifying distributions from Part XII, line 4.	8	443,499

If line 8 is equal to or greater than line 7, check the box in Part VI, line 1b, and complete that part using a 1% tax rate See
the Part VI instructions

Part VIExcise Tax Based on Investment Income (Section 4940(a), 4940(b), 4940(e), or 4948—see page 18 of the instructions)

1a

Exempt operating foundations described in section 4940(d)(2), check here ☐ and enter "N/A" on line 1
Date of ruling or determination letter _____
(attach copy of letter if necessary—see instructions)

b

Domestic foundations that meet the section 4940(e) requirements in Part V, check here ☒ and enter 1% of Part I, line 27b

c

All other domestic foundations enter 2% of line 27b. Exempt foreign organizations enter 4% of Part I, line 12, col. (b)

2

Tax under section 511 (domestic section 4947(a)(1) trusts and taxable foundations only. Others enter -0-)

2

0

3

Add lines 1 and 2.

3

1,228

4

Subtitle A (income) tax (domestic section 4947(a)(1) trusts and taxable foundations only. Others enter -0-)

4

0

5

Tax based on investment income. Subtract line 4 from line 3. If zero or less, enter -0-

5

1,228

6

Credits/Payments

a

2015 estimated tax payments and 2014 overpayment credited to 2015

6a

6,097

b

Exempt foreign organizations—tax withheld at source

6b

c

Tax paid with application for extension of time to file (Form 8868).

6c

0

d

Backup withholding erroneously withheld

6d

7

Total credits and payments. Add lines 6a through 6d.

7

6,097

8

Enter any **penalty** for underpayment of estimated tax. Check here ☐ if Form 2220 is attached.

8

0

9

Tax due. If the total of lines 5 and 8 is more than line 7, enter **amount owed**

9

10

Overpayment. If line 7 is more than the total of lines 5 and 8, enter the **amount overpaid**.

10

4,869

11

Enter the amount of line 10 to be **Credited to 2015 estimated tax** 1,228 **Refunded**

11

3,641

Part VII-AStatements Regarding Activities

1a

During the tax year, did the foundation attempt to influence any national, state, or local legislation or did it participate or intervene in any political campaign?

1a

No

b

Did it spend more than \$100 during the year (either directly or indirectly) for political purposes (see Instructions for definition)?
If the answer is "Yes" to 1a or 1b, attach a detailed description of the activities and copies of any materials published or distributed by the foundation in connection with the activities.

1b

No

c

Did the foundation file **Form 1120-POL** for this year?

1c

No

d

Enter the amount (if any) of tax on political expenditures (section 4955) imposed during the year:
(1) On the foundation \$ _____ (2) On foundation managers \$ _____

e

Enter the reimbursement (if any) paid by the foundation during the year for political expenditure tax imposed on foundation managers \$ _____

2

Has the foundation engaged in any activities that have not previously been reported to the IRS?
If "Yes," attach a detailed description of the activities.

2

No

3

Has the foundation made any changes, not previously reported to the IRS, in its governing instrument, articles of incorporation, or bylaws, or other similar instruments? *If "Yes," attach a conformed copy of the changes*

3

No

4a

Did the foundation have unrelated business gross income of \$1,000 or more during the year?

4a

No

b

If "Yes," has it filed a tax return on **Form 990-T** for this year?

4b

5

Was there a liquidation, termination, dissolution, or substantial contraction during the year?
If "Yes," attach the statement required by General Instruction T.

5

No

6

Are the requirements of section 508(e) (relating to sections 4941 through 4945) satisfied either:
• By language in the governing instrument, or
• By state legislation that effectively amends the governing instrument so that no mandatory directions that conflict with the state law remain in the governing instrument?

6

Yes

7

Did the foundation have at least \$5,000 in assets at any time during the year? *If "Yes," complete Part II, col. (c), and Part XV.*

7

Yes

8a

Enter the states to which the foundation reports or with which it is registered (see instructions):
GA

b

If the answer is "Yes" to line 7, has the foundation furnished a copy of Form 990-PF to the Attorney General (or designate) of each state as required by General Instruction G? *If "No," attach explanation.*

8b

Yes

9

Is the foundation claiming status as a private operating foundation within the meaning of section 4942(j)(3) or 4942(j)(5) for calendar year 2015 or the taxable year beginning in 2015 (see instructions for Part XIV)?
If "Yes," complete Part XIV

9

No

10

Did any persons become substantial contributors during the tax year? *If "Yes," attach a schedule listing their names and addresses.*

10

No

Form 990-PF (2015)

Part VII-A

Statements Regarding Activities *(continued)*

11	At any time during the year, did the foundation, directly or indirectly, own a controlled entity within the meaning of section 512(b)(13)? If "Yes," attach schedule (see instructions).	11		No
12	Did the foundation make a distribution to a donor advised fund over which the foundation or a disqualified person had advisory privileges? If "Yes," attach statement (see instructions)	12		No
13	Did the foundation comply with the public inspection requirements for its annual returns and exemption application?	13	Yes	
Website address				
14	The books are in care of		Telephone no	
Located at		ZIP+4		
15	Section 4947(a)(1) nonexempt charitable trusts filing Form 990-PF in lieu of Form 1041 —Check here and enter the amount of tax-exempt interest received or accrued during the year.			
16	At any time during calendar year 2015, did the foundation have an interest in or a signature or other authority over a bank, securities, or other financial account in a foreign country?	16	Yes	No
See instructions for exceptions and filing requirements for FinCEN Form 114, Report of Foreign Bank and Financial Accounts (FBAR) If "Yes", enter the name of the foreign country				

Part VII-B

Statements Regarding Activities for Which Form 4720 May Be Required

File Form 4720 if any item is checked in the "Yes" column, unless an exception applies.		Yes	No
1a	During the year did the foundation (either directly or indirectly)		
(1)	Engage in the sale or exchange, or leasing of property with a disqualified person?	Yes	No
(2)	Borrow money from, lend money to, or otherwise extend credit to (or accept it from) a disqualified person?	Yes	No
(3)	Furnish goods, services, or facilities to (or accept them from) a disqualified person?	Yes	No
(4)	Pay compensation to, or pay or reimburse the expenses of, a disqualified person?	Yes	No
(5)	Transfer any income or assets to a disqualified person (or make any of either available for the benefit or use of a disqualified person)?	Yes	No
(6)	Agree to pay money or property to a government official? (Exception. Check "No" if the foundation agreed to make a grant to or to employ the official for a period after termination of government service, if terminating within 90 days).	Yes	No
b	If any answer is "Yes" to 1a(1)–(6), did any of the acts fail to qualify under the exceptions described in Regulations section 53.4941(d)-3 or in a current notice regarding disaster assistance (see instructions)?	1b	No
c	Did the foundation engage in a prior year in any of the acts described in 1a, other than excepted acts, that were not corrected before the first day of the tax year beginning in 2015?	1c	No
2	Taxes on failure to distribute income (section 4942) (does not apply for years the foundation was a private operating foundation defined in section 4942(j)(3) or 4942(j)(5))		
a	At the end of tax year 2015, did the foundation have any undistributed income (lines 6d and 6e, Part XIII) for tax year(s) beginning before 2015?	Yes	No
b	Are there any years listed in 2a for which the foundation is not applying the provisions of section 4942(a)(2) (relating to incorrect valuation of assets) to the year's undistributed income? (If applying section 4942(a)(2) to all years listed, answer "No" and attach statement—see instructions).	2b	No
c	If the provisions of section 4942(a)(2) are being applied to any of the years listed in 2a, list the years here		
3a	Did the foundation hold more than a 2% direct or indirect interest in any business enterprise at any time during the year?	Yes	No
b	If "Yes," did it have excess business holdings in 2015 as a result of (1) any purchase by the foundation or disqualified persons after May 26, 1969, (2) the lapse of the 5-year period (or longer period approved by the Commissioner under section 4943(c)(7)) to dispose of holdings acquired by gift or bequest, or (3) the lapse of the 10-, 15-, or 20-year first phase holding period? (<i>Use Schedule C, Form 4720, to determine if the foundation had excess business holdings in 2015.</i>)	3b	
4a	Did the foundation invest during the year any amount in a manner that would jeopardize its charitable purposes?	4a	No
b	Did the foundation make any investment in a prior year (but after December 31, 1969) that could jeopardize its charitable purpose that had not been removed from jeopardy before the first day of the tax year beginning in 2015?	4b	No

Part VII-B

Statements Regarding Activities for Which Form 4720 May Be Required (Continued)

5a

During the year did the foundation pay or incur any amount to

(1)

Carry on propaganda, or otherwise attempt to influence legislation (section 4945(e))?

Yes

✓

 No

(2)

Influence the outcome of any specific public election (see section 4955), or to carry on, directly or indirectly, any voter registration drive?

Yes

✓

 No

(3)

Provide a grant to an individual for travel, study, or other similar purposes?

Yes

✓

 No

(4)

Provide a grant to an organization other than a charitable, etc , organization described in section 4945(d)(4)(A)? (see instructions).

Yes

✓

 No

(5)

Provide for any purpose other than religious, charitable, scientific, literary, or educational purposes, or for the prevention of cruelty to children or animals?

Yes

✓

 No

b

If any answer is "Yes" to 5a(1)–(5), did **any** of the transactions fail to qualify under the exceptions described in Regulations section 53.4945 or in a current notice regarding disaster assistance (see instructions)?

5b

Organizations relying on a current notice regarding disaster assistance check here.

✓

c

If the answer is "Yes" to question 5a(4), does the foundation claim exemption from the tax because it maintained expenditure responsibility for the grant?

Yes

No

If "Yes," attach the statement required by Regulations section 53.4945–5(d).

6a

Did the foundation, during the year, receive any funds, directly or indirectly, to pay premiums on a personal benefit contract?

Yes

✓

 No

b

Did the foundation, during the year, pay premiums, directly or indirectly, on a personal benefit contract?

6b

No

If "Yes" to 6b, file Form 8870.

7a

At any time during the tax year, was the foundation a party to a prohibited tax shelter transaction?

Yes

✓

 No

b

If yes, did the foundation receive any proceeds or have any net income attributable to the transaction?

7b

Part VIII

Information About Officers, Directors, Trustees, Foundation Managers, Highly Paid Employees, and Contractors

1

List all officers, directors, trustees, foundation managers and their compensation (see instructions).

(a) Name and address	Title, and average hours per week (b) devoted to position	(c) Compensation (If not paid, enter -0-)	(d) Contributions to employee benefit plans and deferred compensation	Expense account, (e) other allowances
WELLS FARGO BANK NA 1525 W WT HARRIS BLVD CHARLOTTE, NC 282881161	TRUSTEE 0	102,129		

2

Compensation of five highest-paid employees (other than those included on line 1—see instructions). If none, enter "NONE."

(a) Name and address of each employee paid more than \$50,000	Title, and average hours per week (b) devoted to position	(c) Compensation	Contributions to employee benefit plans and deferred compensation (d)	Expense account, (e) other allowances
NONE				

Total

number of other employees paid over \$50,000.

0

Part VIII Information About Officers, Directors, Trustees, Foundation Managers, Highly Paid Employees, and Contractors *(continued)*

3 Five highest-paid independent contractors for professional services (see instructions). If none, enter "NONE".

(a) Name and address of each person paid more than \$50,000	(b) Type of service	(c) Compensation
NONE		

Total number of others receiving over \$50,000 for professional services. 0

Part IX-A Summary of Direct Charitable Activities

List the foundation's four largest direct charitable activities during the tax year. Include relevant statistical information such as the number of organizations and other beneficiaries served, conferences convened, research papers produced, etc.	Expenses
1 NONE	
2	
3	
4	

Part IX-B Summary of Program-Related Investments (see instructions)

Describe the two largest program-related investments made by the foundation during the tax year on lines 1 and 2	Amount
1 NONE	
2	
All other program-related investments. See instructions.	
3	

Total. Add lines 1 through 3

Part X

Minimum Investment Return

(All domestic foundations must complete this part. Foreign foundations,see instructions.)

1	Fair market value of assets not used (or held for use) directly in carrying out charitable, etc , purposes		
a	Average monthly fair market value of securities.	1a	7,695,112
b	Average of monthly cash balances.	1b	277,423
c	Fair market value of all other assets (see instructions).	1c	0
d	Total (add lines 1a, b, and c).	1d	7,972,535
e	Reduction claimed for blockage or other factors reported on lines 1a and 1c (attach detailed explanation).	1e	0
2	Acquisition indebtedness applicable to line 1 assets.	2	0
3	Subtract line 2 from line 1d.	3	7,972,535
4	Cash deemed held for charitable activities Enter 1 1/2% of line 3 (for greater amount, see instructions).	4	119,588
5	Net value of noncharitable-use assets.Subtract line 4 from line 3 Enter here and on Part V, line 4	5	7,852,947
6	Minimum investment return.Enter 5% of line 5.	6	392,647

Part XI

Distributable Amount

(see instructions) (Section 4942(j)(3) and (j)(5) private operating foundations and certain foreign organizations check here ☐ and do not complete this part.)

1	Minimum investment return from Part X, line 6.	1	392,647
2a	Tax on investment income for 2015 from Part VI, line 5.	2a	1,228
b	Income tax for 2015 (This does not include the tax from Part VI).	2b	
c	Add lines 2a and 2b.	2c	1,228
3	Distributable amount before adjustments Subtract line 2c from line 1.	3	391,419
4	Recoveries of amounts treated as qualifying distributions.	4	0
5	Add lines 3 and 4.	5	391,419
6	Deduction from distributable amount (see instructions).	6	0
7	Distributable amountas adjusted Subtract line 6 from line 5 Enter here and on Part XIII, line 1.	7	391,419

Part XII

Qualifying Distributions (see instructions)

1	Amounts paid (including administrative expenses) to accomplish charitable, etc , purposes		
a	Expenses, contributions, gifts, etc —total from Part I, column (d), line 26.	1a	443,499
b	Program-related investments—total from Part IX-B.	1b	0
2	Amounts paid to acquire assets used (or held for use) directly in carrying out charitable, etc , purposes.	2	0
3	Amounts set aside for specific charitable projects that satisfy the		
a	Suitability test (prior IRS approval required).	3a	0
b	Cash distribution test (attach the required schedule).	3b	0
4	Qualifying distributions.Add lines 1a through 3b Enter here and on Part V, line 8, and Part XIII, line 4	4	443,499
5	Foundations that qualify under section 4940(e) for the reduced rate of tax on net investment income Enter 1% of Part I, line 27b (see instructions).	5	1,228
6	Adjusted qualifying distributions.Subtract line 5 from line 4.	6	442,271

Note:The amount on line 6 will be used in Part V, column (b), in subsequent years when calculating whether the foundation qualifies for the section 4940(e) reduction of tax in those years

Part XIII

Undistributed Income (see instructions)

	(a) Corpus	(b) Years prior to 2014	(c) 2014	(d) 2015
1 Distributable amount for 2015 from Part XI, line 7				391,419
2 Undistributed income, if any, as of the end of 2015				
a Enter amount for 2014 only.			156,067	
b Total for prior years 2013 , 20__ , 20__		0		
3 Excess distributions carryover, if any, to 2015				
a From 2010.	0			
b From 2011.	0			
c From 2012.	0			
d From 2013.	0			
e From 2014.	0			
f Total of lines 3a through e.	0			
4 Qualifying distributions for 2015 from Part XII, line 4 ▶ \$ 443,499				
a Applied to 2014, but not more than line 2a			156,067	
b Applied to undistributed income of prior years (Election required—see instructions).		0		
c Treated as distributions out of corpus (Election required—see instructions).	0			
d Applied to 2015 distributable amount.				287,432
e Remaining amount distributed out of corpus	0			
5 Excess distributions carryover applied to 2015 (If an amount appears in column (d), the same amount must be shown in column (a).)	0			0
6 Enter the net total of each column as indicated below:				
a Corpus Add lines 3f, 4c, and 4e Subtract line 5	0			
b Prior years' undistributed income Subtract line 4b from line 2b		0		
c Enter the amount of prior years' undistributed income for which a notice of deficiency has been issued, or on which the section 4942(a) tax has been previously assessed.		0		
d Subtract line 6c from line 6b Taxable amount—see instructions		0		
e Undistributed income for 2014 Subtract line 4a from line 2a Taxable amount—see instructions			0	
f Undistributed income for 2016 Subtract lines 4d and 5 from line 1 This amount must be distributed in 2015				103,987
7 Amounts treated as distributions out of corpus to satisfy requirements imposed by section 170(b)(1)(F) or 4942(g)(3) (Election may be required - see instructions).	0			
8 Excess distributions carryover from 2010 not applied on line 5 or line 7 (see instructions). . .	0			
9 Excess distributions carryover to 2016. Subtract lines 7 and 8 from line 6a	0			
10 Analysis of line 9				
a Excess from 2011.	0			
b Excess from 2012.	0			
c Excess from 2013.	0			
d Excess from 2014.	0			
e Excess from 2015.	0			

Part XIV

b Check box to indicate whether the organization is a private operating foundation described in section 170(c)(2)(B)(i) or 170(c)(2)(B)(ii)

3 Complete 3a, b, or c for the alternative test relied upon

1 Information Regarding Foundation Managers:

b List any managers of the foundation who own 10% or more of the stock of a corporation (or an equally large portion of the ownership of a partnership or other entity) of which the foundation has a 10% or greater interest

Check here ☐ if the foundation only makes contributions to preselected charitable organizations and does not accept unsolicited requests for funds. If the foundation makes gifts, grants, etc. (see instructions) to individuals or organizations under other conditions, complete items 2a, b, c, and d.

b The form in which applications should be submitted and information and materials they should include

d Any restrictions or limitations on awards, such as by geographical areas, charitable fields, kinds of institutions, or other factors

Form **990-PF** (2015)

Part XV

Supplementary Information(continued)

3 Grants and Contributions Paid During the Year or Approved for Future Payment

Recipient	If recipient is an individual, show any relationship to any foundation manager or substantial contributor	Foundation status of recipient	Purpose of grant or contribution	Amount
Name and address (home or business)				
a <i>Paid during the year</i> See Additional Data Table				
Total			3a	405,000
b <i>Approved for future payment</i>				
Total			3b	

Enter gross amounts unless otherwise indicated		Unrelated business income		Excluded by section 512, 513, or 514		(e) Related or exempt function income (See instructions)
	(a) Business code	(b) Amount	(c) Exclusion code	(d) Amount		
1 Program service revenue						
a _____						
b _____						
c _____						
d _____						
e _____						
f _____						
g Fees and contracts from government agencies						
2 Membership dues and assessments.						
3 Interest on savings and temporary cash investments						
4 Dividends and interest from securities. . . .			14	174,905		
5 Net rental income or (loss) from real estate						
a Debt-financed property.						
b Not debt-financed property.						
6 Net rental income or (loss) from personal property						
7 Other investment income.						
8 Gain or (loss) from sales of assets other than inventory			18	-107,491		
9 Net income or (loss) from special events						
10 Gross profit or (loss) from sales of inventory						
11 Other revenue a <u>FEE REBATES</u>			1	4,145		
b _____						
c _____						
d _____						
e _____						
12 Subtotal Add columns (b), (d), and (e). . .				71,559		
13 Total. Add line 12, columns (b), (d), and (e).			13			71,559

(See worksheet in line 13 instructions to verify calculations)

[illegible]

Form 990PF Part IV - Capital Gains and Losses for Tax on Investment Income - Columns a - d

List and describe the kind(s) of property sold (e g , real estate, (a) 2-story brick warehouse, or common stock, 200 shs MLC Co)	(b) How acquired P—Purchase D—Donation	(c) Date acquired (mo , day, yr)	(d) Date sold (mo , day, yr)
93 AIA GROUP LTD-SP ADR		2012-03-30	2016-04-22
5723 63 ABERDEEN EMERG MARKETS-INST #5840		2013-06-27	2015-10-30
17344 373 ABERDEEN EMERG MARKETS-INST #5840		2015-02-04	2015-12-08
151 585 ABERDEEN EMERG MARKETS-INST #5840		2013-06-27	2015-12-08
2695 418 JOHCM INTERNATIONAL SEL-I #180		2014-06-18	2016-04-21
37 AIR LIQUIDE - ADR		2011-02-08	2015-07-09
72 AIR LIQUIDE - ADR		2016-02-10	2016-04-22
124 ALBEMARLE CORP COM		2015-10-20	2016-03-14
8 ALEXANDRIA REAL ESTATE EQUITIES		2015-05-28	2016-04-14
47 ALFA LAVAL AB-UNSPON ADR		2016-02-09	2016-04-22

Form 990PF Part IV - Capital Gains and Losses for Tax on Investment Income - Columns e - h

(e) Gross sales price	(f) Depreciation allowed (or allowable)	(g) Cost or other basis plus expense of sale	(h) Gain or (loss) (e) plus (f) minus (g)
2,238		1,363	875
70,000		81,895	-11,895
201,368		241,954	-40,586
1,760		2,148	-388
50,000		51,914	-1,914
918		779	139
1,688		1,536	152
7,438		6,498	940
731		749	-18
778		709	69

Form 990PF Part IV - Capital Gains and Losses for Tax on Investment Income - Columns i - l

Complete only for assets showing gain in column (h) and owned by the foundation on 12/31/69			(l) Gains (Col (h) gain minus col (k), but not less than -0-) or Losses (from col (h))
(i) F M V as of 12/31/69	(j) Adjusted basis as of 12/31/69	(k) Excess of col (i) over col (j), if any	
			875
			-11,895
			-40,586
			-388
			-1,914
			139
			152
			940
			-18
			69

Form 990PF Part IV - Capital Gains and Losses for Tax on Investment Income - Columns a - d

List and describe the kind(s) of property sold (e g , real estate, (a) 2-story brick warehouse, or common stock, 200 shs MLC Co)	How acquired P—Purchase (b) D—Donation	Date acquired (c) (mo , day, yr)	(d) Date sold (mo , day, yr)
56 ALLIANZ SE ADR		2013-02-04	2016-02-16
62 ALLIANZ SE ADR		2013-02-04	2016-04-22
12 AMERICAN FINL GROUP INC OHIO COM		2014-11-24	2016-03-02
15 AMERICAN FINL GROUP INC OHIO COM		2015-07-06	2016-03-02
146 AMERICAN FINL GROUP INC OHIO COM		2014-11-24	2016-04-05
32 AMSURG CORP		2014-06-20	2016-03-09
26 AMSURG CORP		2014-06-20	2016-05-24
26 AMTRUST FINANCIAL SERVICES INC		2014-06-20	2015-07-22
22 AMTRUST FINANCIAL SERVICES INC		2014-06-20	2015-08-04
172 AMTRUST FINANCIAL SERVICES INC		2014-08-29	2015-10-14

Form 990PF Part IV - Capital Gains and Losses for Tax on Investment Income - Columns e - h

(e) Gross sales price	Depreciation allowed (f) (or allowable)	Cost or other basis (g) plus expense of sale	Gain or (loss) (h) (e) plus (f) minus (g)
812		814	-2
1,080		880	200
812		727	85
1,016		991	25
10,252		7,339	2,913
2,309		1,617	692
1,927		1,314	613
1,742		1,110	632
1,558		939	619
11,332		6,536	4,796

Form 990PF Part IV - Capital Gains and Losses for Tax on Investment Income - Columns i - l

Complete only for assets showing gain in column (h) and owned by the foundation on 12/31/69			(l) Gains (Col (h) gain minus col (k), but not less than -0-) or Losses (from col (h))
(i) F M V as of 12/31/69	Adjusted basis (j) as of 12/31/69	Excess of col (i) (k) over col (j), if any	
			-2
			200
			85
			25
			2,913
			692
			613
			632
			619
			4,796

Form 990PF Part IV - Capital Gains and Losses for Tax on Investment Income - Columns a - d

List and describe the kind(s) of property sold (e g , real estate, (a) 2-story brick warehouse, or common stock, 200 shs MLC Co)	(b) How acquired P—Purchase D—Donation	Date acquired (c) (mo , day, yr)	(d) Date sold (mo , day, yr)
62 AMTRUST FINANCIAL SERVICES INC		2014-11-24	2015-10-14
59 AMTRUST FINANCIAL SERVICES INC		2014-06-20	2016-05-24
244 ANGLO AMERN PLC ADR		2014-10-15	2015-09-29
6 ANHEUSER-BUSCH INBEV SPN ADR		2014-07-29	2016-03-10
10 ANHEUSER-BUSCH INBEV SPN ADR		2012-05-03	2016-04-22
53 APARTMENT INVT & MGMT CO CL A		2012-08-22	2016-01-13
24 APARTMENT INVT & MGMT CO CL A		2015-10-22	2016-01-13
180 APPLE INC		2014-11-24	2015-08-19
14 APPLE INC		2014-11-24	2016-02-05
52 ARGAN INC		2015-05-28	2016-05-24

Form 990PF Part IV - Capital Gains and Losses for Tax on Investment Income - Columns e - h

(e) Gross sales price	(f) Depreciation allowed (or allowable)	(g) Cost or other basis plus expense of sale	(h) Gain or (loss) (e) plus (f) minus (g)
4,085		3,224	861
1,542		1,259	283
1,000		2,746	-1,746
699		660	39
1,276		747	529
2,070		1,361	709
938		927	11
20,720		21,370	-650
1,334		1,662	-328
1,797		1,854	-57

Form 990PF Part IV - Capital Gains and Losses for Tax on Investment Income - Columns i - l

Complete only for assets showing gain in column (h) and owned by the foundation on 12/31/69			(l) Gains (Col (h) gain minus col (k), but not less than -0-) or Losses (from col (h))
(i) F M V as of 12/31/69	(j) Adjusted basis as of 12/31/69	(k) Excess of col (i) over col (j), if any	
			861
			283
			-1,746
			39
			529
			709
			11
			-650
			-328
			-57

Form 990PF Part IV - Capital Gains and Losses for Tax on Investment Income - Columns a - d

List and describe the kind(s) of property sold (e g , real estate, (a) 2-story brick warehouse, or common stock, 200 shs MLC Co)	(b) How acquired P—Purchase D—Donation	(c) Date acquired (mo , day, yr)	(d) Date sold (mo , day, yr)
34 ARM HOLDINGS PLC - ADR		2015-10-27	2016-04-22
58 ARROW ELECTRS INC		2014-11-24	2015-11-24
145 ARROW ELECTRS INC		2013-09-09	2015-11-24
252 ASHFORD HOSPITALITY TRUST		2015-07-21	2016-05-24
6741 573 ASHMORE EMERG MKTS CR DB-INS		2015-02-04	2015-09-17
32 ASHTEAD GROUP PLC-UNSPON ADR		2014-07-29	2016-01-28
6 ASSOC BRITISH FOODS-UNSP ADR		2014-07-29	2016-03-10
117 ASTRONICS CORP COM		2015-03-20	2015-10-29
55 ASTRONICS CORP		2015-03-20	2015-10-26
17 ASTRONICS CORP		2015-03-20	2015-10-27

Form 990PF Part IV - Capital Gains and Losses for Tax on Investment Income - Columns e - h

(e) Gross sales price	(f) Depreciation allowed (or allowable)	(g) Cost or other basis plus expense of sale	(h) Gain or (loss) (e) plus (f) minus (g)
1,360		1,633	-273
3,230		3,363	-133
8,075		6,984	1,091
1,247		2,218	-971
54,000		55,213	-1,213
1,644		2,061	-417
284		292	-8
4,433		7,547	-3,114
20		35	-15
629		1,096	-467

Form 990PF Part IV - Capital Gains and Losses for Tax on Investment Income - Columns i - l

Complete only for assets showing gain in column (h) and owned by the foundation on 12/31/69			(l) Gains (Col (h) gain minus col (k), but not less than -0-) or Losses (from col (h))
(i) F M V as of 12/31/69	(j) Adjusted basis as of 12/31/69	(k) Excess of col (i) over col (j), if any	
			-273
			-133
			1,091
			-971
			-1,213
			-417
			-8
			-3,114
			-15
			-467

Form 990PF Part IV - Capital Gains and Losses for Tax on Investment Income - Columns a - d

List and describe the kind(s) of property sold (e g , real estate, (a) 2-story brick warehouse, or common stock, 200 shs MLC Co)	(b) How acquired P—Purchase D—Donation	(c) Date acquired (mo , day, yr)	(d) Date sold (mo , day, yr)
296 ATLANTIA SPA-UNSPONSORED ADR		2014-07-29	2015-07-08
35 ATLAS COPCO AB ADR		2011-02-08	2016-04-22
344 AVIS BUDGET GROUP		2016-02-17	2016-05-27
286 BG GROUP PLC - ADR		2014-07-29	2016-01-07
679 BG GROUP PLC - ADR		2014-12-03	2016-03-07
199 BNP PARIBAS - ADR		2014-12-26	2016-01-20
36 BOFI HOLDING INC		2014-04-22	2015-09-15
72 BOFI HOLDING INC		2015-07-07	2015-09-15
10 BAIDU INC ADR		2015-02-17	2016-04-22
107 BANCO BILBAO VIZCAYA ARGENT- ADR		2013-02-21	2016-04-22

Form 990PF Part IV - Capital Gains and Losses for Tax on Investment Income - Columns e - h

(e) Gross sales price	(f) Depreciation allowed (or allowable)	(g) Cost or other basis plus expense of sale	(h) Gain or (loss) (e) plus (f) minus (g)
3,414		4,054	-640
953		840	113
9,893		10,212	-319
3,860		5,863	-2,003
10,316		11,861	-1,545
4,631		6,569	-1,938
4,409		3,110	1,299
8,819		6,250	2,569
1,894		2,087	-193
786		1,059	-273

Form 990PF Part IV - Capital Gains and Losses for Tax on Investment Income - Columns i - l

Complete only for assets showing gain in column (h) and owned by the foundation on 12/31/69			(l) Gains (Col (h) gain minus col (k), but not less than -0-) or Losses (from col (h))
(i) F M V as of 12/31/69	(j) Adjusted basis as of 12/31/69	(k) Excess of col (i) over col (j), if any	
			-640
			113
			-319
			-2,003
			-1,545
			-1,938
			1,299
			2,569
			-193
			-273

Form 990PF Part IV - Capital Gains and Losses for Tax on Investment Income - Columns a - d

List and describe the kind(s) of property sold (e g , real estate, (a) 2-story brick warehouse, or common stock, 200 shs MLC Co)	(b) How acquired P—Purchase D—Donation	Date acquired (c) (mo , day, yr)	(d) Date sold (mo , day, yr)
3175 BARCLAYS BANK PLC IPATH BLOOMBERG CO		2015-10-09	2016-02-10
154 BAXTER INTL INC		2013-12-12	2015-06-05
261 BAXTER INTL INC		2014-11-24	2015-06-05
3 BAYER AG - ADR		2014-07-29	2016-03-10
14 BAYER AG - ADR		2014-07-29	2016-04-28
31 BAYER AG - ADR		2014-07-29	2016-05-19
6 99995 BAYER AG - ADR		2014-07-29	2016-05-26
28 00005 BAYER AG - ADR		2014-07-29	2016-05-26
36 BAYERISCHE MOTOREN WERKE (BMW) ADR		2013-07-24	2016-04-22
325 BENCHMARK ELECTRS INC COM		2014-06-20	2015-06-23

Form 990PF Part IV - Capital Gains and Losses for Tax on Investment Income - Columns e - h

(e) Gross sales price	(f) Depreciation allowed (or allowable)	(g) Cost or other basis plus expense of sale	(h) Gain or (loss) (e) plus (f) minus (g)
63,526		80,973	-17,447
10,022		10,744	-722
16,985		18,869	-1,884
321		401	-80
1,599		1,870	-271
3,065		4,140	-1,075
674		935	-261
2,695		3,740	-1,045
1,113		1,170	-57
7,421		8,079	-658

Form 990PF Part IV - Capital Gains and Losses for Tax on Investment Income - Columns i - l

Complete only for assets showing gain in column (h) and owned by the foundation on 12/31/69			(l) Gains (Col (h) gain minus col (k), but not less than -0-) or Losses (from col (h))
(i) F M V as of 12/31/69	(j) Adjusted basis as of 12/31/69	(k) Excess of col (i) over col (j), if any	
			-17,447
			-722
			-1,884
			-80
			-271
			-1,075
			-261
			-1,045
			-57
			-658

Form 990PF Part IV - Capital Gains and Losses for Tax on Investment Income - Columns a - d

List and describe the kind(s) of property sold (e g , real estate, (a) 2-story brick warehouse, or common stock, 200 shs MLC Co)	(b) How acquired P—Purchase D—Donation	(c) Date acquired (mo , day, yr)	(d) Date sold (mo , day, yr)
277 BIOTELEMETRY INC		2015-05-28	2016-05-16
134 BIOTELEMETRY INC		2015-05-28	2016-05-24
16 BLACKROCK INC		2014-11-24	2015-08-19
493 BLOUNT INTERNATIONAL INC		2014-09-04	2015-08-04
180 BROCADE COMMUNICATIONS SYSTEMS		2014-06-20	2016-05-24
67 BROOKDALE SR LIVING INC		2013-12-18	2015-09-11
26 BROOKDALE SR LIVING INC		2015-01-23	2015-09-11
210 BUCKLE INC COM		2015-01-30	2015-11-23
32 CBL & ASSOC PPTYS INC COM		2014-03-25	2015-10-22
183 CBOE HOLDINGS INC		2015-10-14	2016-04-27

Form 990PF Part IV - Capital Gains and Losses for Tax on Investment Income - Columns e - h

(e) Gross sales price	(f) Depreciation allowed (or allowable)	(g) Cost or other basis plus expense of sale	(h) Gain or (loss) (e) plus (f) minus (g)
4,194		2,693	1,501
2,258		1,303	955
5,194		5,694	-500
3,845		7,996	-4,151
1,505		1,679	-174
1,788		1,871	-83
694		955	-261
6,532		10,943	-4,411
482		544	-62
11,880		12,149	-269

Form 990PF Part IV - Capital Gains and Losses for Tax on Investment Income - Columns i - l

Complete only for assets showing gain in column (h) and owned by the foundation on 12/31/69			(l) Gains (Col (h) gain minus col (k), but not less than -0-) or Losses (from col (h))
(i) F M V as of 12/31/69	(j) Adjusted basis as of 12/31/69	(k) Excess of col (i) over col (j), if any	
			1,501
			955
			-500
			-4,151
			-174
			-83
			-261
			-4,411
			-62
			-269

Form 990PF Part IV - Capital Gains and Losses for Tax on Investment Income - Columns a - d

List and describe the kind(s) of property sold (e g , real estate, (a) 2-story brick warehouse, or common stock, 200 shs MLC Co)	(b) How acquired P—Purchase D—Donation	(c) Date acquired (mo , day, yr)	(d) Date sold (mo , day, yr)
52 CSL LTE-SPONSORED ADR		2011-02-08	2016-03-30
22 CSL LTE-SPONSORED ADR		2011-02-08	2016-04-22
65 CVS HEALTH CORPORATION		2015-01-14	2015-08-19
44 CAL MAINE FOODS INC		2014-06-20	2015-08-04
37 CAL MAINE FOODS INC		2014-06-20	2016-05-24
26 CAMDEN PPTY TR SH BEN INT		2012-01-13	2015-07-06
71 CAMDEN PPTY TR SH BEN INT		2012-01-13	2015-09-21
140 CAMERON INTL CORP		2015-04-30	2015-08-19
405 CAMERON INTL CORP		2015-04-30	2015-11-03
18 CANADIAN NATL RR CO COM		2011-03-09	2016-04-22

Form 990PF Part IV - Capital Gains and Losses for Tax on Investment Income - Columns e - h

(e) Gross sales price	(f) Depreciation allowed (or allowable)	(g) Cost or other basis plus expense of sale	(h) Gain or (loss) (e) plus (f) minus (g)
1,981		990	991
888		403	485
6,954		6,284	670
2,452		1,587	865
1,697		1,335	362
1,995		1,553	442
5,212		4,241	971
6,661		7,863	-1,202
28,482		22,746	5,736
1,181		626	555

Form 990PF Part IV - Capital Gains and Losses for Tax on Investment Income - Columns i - l

Complete only for assets showing gain in column (h) and owned by the foundation on 12/31/69			(l) Gains (Col (h) gain minus col (k), but not less than -0-) or Losses (from col (h))
(i) F M V as of 12/31/69	(j) Adjusted basis as of 12/31/69	(k) Excess of col (i) over col (j), if any	
			991
			485
			670
			865
			362
			442
			971
			-1,202
			5,736
			555

Form 990PF Part IV - Capital Gains and Losses for Tax on Investment Income - Columns a - d

List and describe the kind(s) of property sold (e g , real estate, (a) 2-story brick warehouse, or common stock, 200 shs MLC Co)	(b) How acquired P—Purchase D—Donation	Date acquired (c) (mo , day, yr)	(d) Date sold (mo , day, yr)
134 CAPELLA EDUCATION CO		2014-06-20	2015-07-21
130 CAPITAL ONE FINANCIAL CORP		2014-11-24	2015-08-19
75 CARE CAPITAL PROPERTIES INC		2015-01-23	2015-08-26
47 25 CARE CAPITAL PROPERTIES INC		2014-12-23	2016-01-13
5 75 CARE CAPITAL PROPERTIES INC		2015-02-11	2016-01-13
99 CARLISLE COS INC		2015-04-23	2015-06-18
22 CARLSBERG AS-B-SPON ADR		2014-08-23	2016-03-10
26 CHEMED CORP NEW		2014-11-24	2016-03-02
31 CHEMED CORP NEW		2014-03-17	2016-03-15
58 CIRRUS LOGIC INC		2015-08-04	2016-05-24

Form 990PF Part IV - Capital Gains and Losses for Tax on Investment Income - Columns e - h

(e) Gross sales price	(f) Depreciation allowed (or allowable)	(g) Cost or other basis plus expense of sale	(h) Gain or (loss) (e) plus (f) minus (g)
7,256		7,434	-178
10,445		10,677	-232
23		31	-8
1,435		1,347	88
175		236	-61
10,068		9,800	268
391		475	-84
3,366		2,597	769
4,185		2,652	1,533
2,073		1,716	357

Form 990PF Part IV - Capital Gains and Losses for Tax on Investment Income - Columns i - l

Complete only for assets showing gain in column (h) and owned by the foundation on 12/31/69			(l) Gains (Col (h) gain minus col (k), but not less than -0-) or Losses (from col (h))
(i) F M V as of 12/31/69	(j) Adjusted basis as of 12/31/69	(k) Excess of col (i) over col (j), if any	
			-178
			-232
			-8
			88
			-61
			268
			-84
			769
			1,533
			357

Form 990PF Part IV - Capital Gains and Losses for Tax on Investment Income - Columns a - d

List and describe the kind(s) of property sold (e g , real estate, (a) 2-story brick warehouse, or common stock, 200 shs MLC Co)	(b) How acquired P—Purchase D—Donation	Date acquired (c) (mo , day, yr)	(d) Date sold (mo , day, yr)
120 COLGATE PALMOLIVE CO		2014-11-13	2015-08-19
56 COMFORT SYS USA INC COM		2015-12-04	2016-05-24
73 00127 COMPAGNIE FINANCIERE - ADR		2014-07-29	2016-03-31
138 99873 COMPAGNIE FINANCIERE - ADR		2014-07-29	2016-03-31
75 COSTCO WHOLESALE CORP		2014-11-24	2015-08-19
70 COSTCO WHOLESALE CORP		2014-11-24	2015-12-17
552 COWEN GROUP INC		2015-06-23	2016-05-16
887 COWEN GROUP INC		2015-06-23	2016-05-17
5 CUMMINS INC		2014-05-30	2015-08-19
40 CUMMINS INC		2014-11-24	2015-08-19

Form 990PF Part IV - Capital Gains and Losses for Tax on Investment Income - Columns e - h

(e) Gross sales price	(f) Depreciation allowed (or allowable)	(g) Cost or other basis plus expense of sale	(h) Gain or (loss) (e) plus (f) minus (g)
8,022		8,202	-180
1,786		1,842	-56
478		710	-232
910		1,352	-442
10,873		10,481	392
11,311		9,146	2,165
1,759		3,482	-1,723
2,742		5,594	-2,852
637		748	-111
5,098		5,925	-827

Form 990PF Part IV - Capital Gains and Losses for Tax on Investment Income - Columns i - l

Complete only for assets showing gain in column (h) and owned by the foundation on 12/31/69			(l) Gains (Col (h) gain minus col (k), but not less than -0-) or Losses (from col (h))
(i) F M V as of 12/31/69	(j) Adjusted basis as of 12/31/69	(k) Excess of col (i) over col (j), if any	
			-180
			-56
			-232
			-442
			392
			2,165
			-1,723
			-2,852
			-111
			-827

Form 990PF Part IV - Capital Gains and Losses for Tax on Investment Income - Columns a - d

List and describe the kind(s) of property sold (e g , real estate, (a) 2-story brick warehouse, or common stock, 200 shs MLC Co)	(b) How acquired P—Purchase D—Donation	(c) Date acquired (mo , day, yr)	(d) Date sold (mo , day, yr)
65 CYRUSONE INC		2015-07-06	2015-10-22
20 DBS GROUP HOLDINGS LIMITED - ADR		2011-07-20	2016-04-22
121 DDR CORP		2012-05-24	2016-02-08
124 DST SYS INC COM		2014-11-24	2016-01-27
13 DAIKIN INDUSTRIES-UNSPONADR		2014-07-29	2015-12-09
28 DAIKIN INDUSTRIES-UNSPONADR		2014-08-27	2015-12-15
12 DAIWA HOUSE IND LTD ADR		2014-07-29	2016-03-10
130 DANAHER CORP		2014-11-24	2015-08-19
15 DASSAULT SYSTEMES S A - ADR		2010-12-10	2016-02-16
21 DASSAULT SYSTEMES S A - ADR		2010-12-10	2016-04-22

Form 990PF Part IV - Capital Gains and Losses for Tax on Investment Income - Columns e - h

(e) Gross sales price	(f) Depreciation allowed (or allowable)	(g) Cost or other basis plus expense of sale	(h) Gain or (loss) (e) plus (f) minus (g)
2,281		1,915	366
933		987	-54
1,960		1,655	305
13,052		9,539	3,513
1,836		1,821	15
3,797		3,875	-78
320		250	70
11,795		10,864	931
1,126		557	569
1,648		770	878

Form 990PF Part IV - Capital Gains and Losses for Tax on Investment Income - Columns i - l

Complete only for assets showing gain in column (h) and owned by the foundation on 12/31/69			(l) Gains (Col (h) gain minus col (k), but not less than -0-) or Losses (from col (h))
(i) F M V as of 12/31/69	(j) Adjusted basis as of 12/31/69	(k) Excess of col (i) over col (j), if any	
			366
			-54
			305
			3,513
			15
			-78
			70
			931
			569
			878

Form 990PF Part IV - Capital Gains and Losses for Tax on Investment Income - Columns a - d

List and describe the kind(s) of property sold (e g , real estate, (a) 2-story brick warehouse, or common stock, 200 shs MLC Co)	(b) How acquired P—Purchase D—Donation	Date acquired (c) (mo , day, yr)	(d) Date sold (mo , day, yr)
103 DEAN FOODS CO		2015-07-21	2016-05-24
158 DECKERS OUTDOOR CORP		2015-05-21	2016-05-24
29 DELUXE CORP		2014-06-20	2016-05-24
151 DENNYS CORP		2015-04-15	2016-05-24
118 DILLARDS INC CL A		2015-10-06	2016-01-21
115 WALT DISNEY CO		2014-11-24	2015-08-19
80 DOVER CORP COM		2014-11-13	2015-08-19
220 DOVER CORP COM		2014-11-13	2015-11-11
173 DREW INDUSTRIES INC		2014-09-04	2015-10-29
110 DRIL-QUIP INC COM		2015-05-29	2015-10-07

Form 990PF Part IV - Capital Gains and Losses for Tax on Investment Income - Columns e - h

(e) Gross sales price	(f) Depreciation allowed (or allowable)	(g) Cost or other basis plus expense of sale	(h) Gain or (loss) (e) plus (f) minus (g)
1,899		1,820	79
7,742		13,601	-5,859
1,863		1,678	185
1,620		1,773	-153
7,747		10,673	-2,926
12,249		10,418	1,831
5,021		6,389	-1,368
14,002		17,569	-3,567
10,494		8,012	2,482
7,231		8,359	-1,128

Form 990PF Part IV - Capital Gains and Losses for Tax on Investment Income - Columns i - l

Complete only for assets showing gain in column (h) and owned by the foundation on 12/31/69			(l) Gains (Col (h) gain minus col (k), but not less than -0-) or Losses (from col (h))
(i) F M V as of 12/31/69	(j) Adjusted basis as of 12/31/69	(k) Excess of col (i) over col (j), if any	
			79
			-5,859
			185
			-153
			-2,926
			1,831
			-1,368
			-3,567
			2,482
			-1,128

Form 990PF Part IV - Capital Gains and Losses for Tax on Investment Income - Columns a - d

List and describe the kind(s) of property sold (e g , real estate, (a) 2-story brick warehouse, or common stock, 200 shs MLC Co)	(b) How acquired P—Purchase D—Donation	(c) Date acquired (mo , day, yr)	(d) Date sold (mo , day, yr)
279 E M C CORP MASS		2013-08-14	2015-06-16
901 E M C CORP MASS		2014-11-24	2015-06-16
110 EOG RESOURCES, INC		2014-11-24	2015-08-19
8000 ECOLAB INC 3 000% 12/08/16		2015-10-01	2016-02-29
37 EMCOR GROUP INC COM		2014-06-20	2016-05-24
77 EMPLOYERS HOLDINGS INC		2014-06-20	2016-05-24
472 ENCANA CORP		2015-11-09	2016-02-11
540 ENPHASE ENERGY INC		2014-09-04	2015-07-21
25 EQUITY RESIDENTIAL PPTYS TR SH BEN		2015-09-21	2016-04-14
12 EQUITY RESIDENTIAL PPTYS TR SH BEN		2015-02-04	2016-04-14

Form 990PF Part IV - Capital Gains and Losses for Tax on Investment Income - Columns e - h

(e) Gross sales price	(f) Depreciation allowed (or allowable)	(g) Cost or other basis plus expense of sale	(h) Gain or (loss) (e) plus (f) minus (g)
7,548		7,497	51
24,375		26,461	-2,086
8,472		10,713	-2,241
8,098		8,168	-70
1,725		1,681	44
2,322		1,712	610
1,613		5,942	-4,329
3,291		8,348	-5,057
1,732		1,828	-96
832		951	-119

Form 990PF Part IV - Capital Gains and Losses for Tax on Investment Income - Columns i - l

Complete only for assets showing gain in column (h) and owned by the foundation on 12/31/69			(l) Gains (Col (h) gain minus col (k), but not less than -0-) or Losses (from col (h))
(i) F M V as of 12/31/69	(j) Adjusted basis as of 12/31/69	(k) Excess of col (i) over col (j), if any	
			51
			-2,086
			-2,241
			-70
			44
			610
			-4,329
			-5,057
			-96
			-119

Form 990PF Part IV - Capital Gains and Losses for Tax on Investment Income - Columns a - d

List and describe the kind(s) of property sold (e g , real estate, (a) 2-story brick warehouse, or common stock, 200 shs MLC Co)	(b) How acquired P—Purchase D—Donation	Date acquired (c) (mo , day, yr)	(d) Date sold (mo , day, yr)
269 ESSENDANT INC		2014-11-24	2015-10-06
6 ESSEX PPTY TR COM		2013-12-06	2016-04-14
33 EVERCORE PARTNERS INC		2015-09-24	2016-05-24
540 EVERBANK FINANCIAL CORP		2015-09-15	2015-12-24
87 EXPRESS INC		2016-04-22	2016-05-24
115 EXPRESS SCRIPTS HOLDING CO		2014-11-24	2015-08-19
51 EXTRA SPACE STORAGE INC		2011-11-28	2015-07-21
36 FBL FINL GROUP INC CL A		2014-06-20	2016-05-24
70 FCB FINANCIAL HOLDINGS, INC		2015-01-29	2015-08-04
58 FCB FINANCIAL HOLDINGS, INC		2015-01-29	2016-05-24

Form 990PF Part IV - Capital Gains and Losses for Tax on Investment Income - Columns e - h

(e) Gross sales price	(f) Depreciation allowed (or allowable)	(g) Cost or other basis plus expense of sale	(h) Gain or (loss) (e) plus (f) minus (g)
8,934		11,323	-2,389
1,310		1,031	279
1,688		1,757	-69
8,790		10,899	-2,109
1,410		1,682	-272
10,321		9,325	996
3,598		1,162	2,436
2,228		1,687	541
2,430		1,598	832
2,118		1,324	794

Form 990PF Part IV - Capital Gains and Losses for Tax on Investment Income - Columns i - l

Complete only for assets showing gain in column (h) and owned by the foundation on 12/31/69			(l) Gains (Col (h) gain minus col (k), but not less than -0-) or Losses (from col (h))
(i) F M V as of 12/31/69	(j) Adjusted basis as of 12/31/69	(k) Excess of col (i) over col (j), if any	
			-2,389
			279
			-69
			-2,109
			-272
			996
			2,436
			541
			832
			794

Form 990PF Part IV - Capital Gains and Losses for Tax on Investment Income - Columns a - d

List and describe the kind(s) of property sold (e g , real estate, (a) 2-story brick warehouse, or common stock, 200 shs MLC Co)	(b) How acquired P—Purchase D—Donation	(c) Date acquired (mo , day, yr)	(d) Date sold (mo , day, yr)
28 FANUC CORPORATION ADR		2011-02-08	2015-07-09
75 FANUC CORPORATION ADR		2016-04-12	2016-04-22
15715 04 FHLMC POOL #G08592 4 000% 6/01/44		2015-10-09	2015-11-09
279 76 FHLMC POOL #G08592 4 000% 6/01/44		2015-10-09	2015-11-15
87 2 FHLMC POOL #G08669 4 000% 9/01/45		2015-11-09	2015-12-15
107 53 FHLMC POOL #G08669 4 000% 9/01/45		2015-11-09	2016-01-15
141 29 FHLMC POOL #G08669 4 000% 9/01/45		2015-11-09	2016-02-15
276 2 FHLMC POOL #G08669 4 000% 9/01/45		2015-11-09	2016-03-15
506 97 FHLMC POOL #G08669 4 000% 9/01/45		2015-11-09	2016-04-15
477 99 FHLMC POOL #G08669 4 000% 9/01/45		2016-04-11	2016-05-15

Form 990PF Part IV - Capital Gains and Losses for Tax on Investment Income - Columns e - h

(e) Gross sales price	(f) Depreciation allowed (or allowable)	(g) Cost or other basis plus expense of sale	(h) Gain or (loss) (e) plus (f) minus (g)
918		701	217
2,124		2,037	87
16,600		16,854	-254
280		300	-20
87		92	-5
108		114	-6
141		150	-9
276		293	-17
507		538	-31
478		508	-30

Form 990PF Part IV - Capital Gains and Losses for Tax on Investment Income - Columns i - l

Complete only for assets showing gain in column (h) and owned by the foundation on 12/31/69			(l) Gains (Col (h) gain minus col (k), but not less than -0-) or Losses (from col (h))
(i) F M V as of 12/31/69	(j) Adjusted basis as of 12/31/69	(k) Excess of col (i) over col (j), if any	
			217
			87
			-254
			-20
			-5
			-6
			-9
			-17
			-31
			-30

Form 990PF Part IV - Capital Gains and Losses for Tax on Investment Income - Columns a - d

List and describe the kind(s) of property sold (e g , real estate, (a) 2-story brick warehouse, or common stock, 200 shs MLC Co)	(b) How acquired P—Purchase D—Donation	(c) Date acquired (mo , day, yr)	(d) Date sold (mo , day, yr)
154 03 FHLMC POOL #G08641 3 500% 5/01/45		2015-10-07	2015-11-15
155 53 FHLMC POOL #G08641 3 500% 5/01/45		2015-10-07	2015-12-15
165 8 FHLMC POOL #G08641 3 500% 5/01/45		2015-10-07	2016-01-15
140 99 FHLMC POOL #G08641 3 500% 5/01/45		2015-10-07	2016-02-15
181 97 FHLMC POOL #G08641 3 500% 5/01/45		2015-10-07	2016-03-15
352 FHLMC POOL #G08641 3 500% 5/01/45		2015-10-07	2016-04-15
22047 49 FHLMC POOL #G08641 3 500% 5/01/45		2015-10-07	2016-05-09
283 26 FHLMC POOL #G08641 3 500% 5/01/45		2015-10-07	2016-05-15
260 03 FHLMC POOL #G60384 4 500% 12/01/45		2016-01-19	2016-02-15
202 35 FHLMC POOL #G60384 4 500% 12/01/45		2016-01-19	2016-03-15

Form 990PF Part IV - Capital Gains and Losses for Tax on Investment Income - Columns e - h

(e) Gross sales price	(f) Depreciation allowed (or allowable)	(g) Cost or other basis plus expense of sale	(h) Gain or (loss) (e) plus (f) minus (g)
154		161	-7
156		162	-6
166		173	-7
141		147	-6
182		190	-8
352		367	-15
23,150		23,012	138
283		296	-13
260		283	-23
202		220	-18

Form 990PF Part IV - Capital Gains and Losses for Tax on Investment Income - Columns i - l

Complete only for assets showing gain in column (h) and owned by the foundation on 12/31/69			(l) Gains (Col (h) gain minus col (k), but not less than -0-) or Losses (from col (h))
(i) F M V as of 12/31/69	(j) Adjusted basis as of 12/31/69	(k) Excess of col (i) over col (j), if any	
			-7
			-6
			-7
			-6
			-8
			-15
			138
			-13
			-23
			-18

Form 990PF Part IV - Capital Gains and Losses for Tax on Investment Income - Columns a - d

List and describe the kind(s) of property sold (e g , real estate, (a) 2-story brick warehouse, or common stock, 200 shs MLC Co)	(b) How acquired P—Purchase D—Donation	Date acquired (c) (mo , day, yr)	(d) Date sold (mo , day, yr)
370 32 FHLMC POOL #G60384 4 500% 12/01/45		2016-01-19	2016-04-15
310 35 FHLMC POOL #G60384 4 500% 12/01/45		2016-01-19	2016-05-15
6 FEDERAL RLTY INVT TR SH BEN INT		2010-11-26	2016-02-17
16 FEDERAL RLTY INVT TR SH BEN INT		2010-11-26	2016-03-22
400 5 FNMA POOL #AL6306 4 500% 1/01/45		2015-10-07	2015-11-25
258 8 FNMA POOL #AL6306 4 500% 1/01/45		2015-10-07	2015-12-25
13652 88 FNMA POOL #AL6306 4 500% 1/01/45		2015-10-07	2016-01-19
373 43 FNMA POOL #AL6306 4 500% 1/01/45		2015-10-07	2016-01-25
88 FEDERATED NATIONAL HOLDING CO		2015-05-27	2016-05-24
4205 607 FID ADV EMER MKTS INC- CL I #607		2015-02-04	2015-09-17

Form 990PF Part IV - Capital Gains and Losses for Tax on Investment Income - Columns e - h

(e) Gross sales price	(f) Depreciation allowed (or allowable)	(g) Cost or other basis plus expense of sale	(h) Gain or (loss) (e) plus (f) minus (g)
370		403	-33
310		338	-28
888		473	415
2,458		1,260	1,198
401		438	-37
259		283	-24
14,776		14,929	-153
373		408	-35
1,898		2,284	-386
54,000		55,093	-1,093

Form 990PF Part IV - Capital Gains and Losses for Tax on Investment Income - Columns i - l

Complete only for assets showing gain in column (h) and owned by the foundation on 12/31/69			(l) Gains (Col (h) gain minus col (k), but not less than -0-) or Losses (from col (h))
(i) F M V as of 12/31/69	(j) Adjusted basis as of 12/31/69	(k) Excess of col (i) over col (j), if any	
			-33
			-28
			415
			1,198
			-37
			-24
			-153
			-35
			-386
			-1,093

Form 990PF Part IV - Capital Gains and Losses for Tax on Investment Income - Columns a - d

List and describe the kind(s) of property sold (e g , real estate, (a) 2-story brick warehouse, or common stock, 200 shs MLC Co)	How acquired P—Purchase (b) D—Donation	Date acquired (c) (mo , day, yr)	(d) Date sold (mo , day, yr)
79 FIRST INDL RLTY TR INC COM		2012-06-26	2015-12-08
23 FIRST INDL RLTY TR INC COM		2012-06-26	2016-02-17
27 FIRST INDL RLTY TR INC COM		2012-05-31	2016-03-22
59 FIRST INDL RLTY TR INC COM		2012-05-31	2016-04-14
22 FRESENIUS MEDICAL CARE ADR		2011-02-08	2016-04-22
120 FRESENIUS SE & CO-SPN ADR		2014-09-16	2015-09-25
72 FUCHS PETROLUB SE-PREF ADR		2014-03-12	2016-04-22
13 GEO GROUP INC/THE		2014-03-26	2016-02-17
5 GANNETT CO INC		2014-11-24	2015-07-15
134 5 GANNETT CO INC		2012-08-20	2015-07-28

Form 990PF Part IV - Capital Gains and Losses for Tax on Investment Income - Columns e - h

(e) Gross sales price	Depreciation allowed (f) (or allowable)	Cost or other basis (g) plus expense of sale	Gain or (loss) (h) (e) plus (f) minus (g)
1,773		973	800
465		275	190
593		319	274
1,328		698	630
978		668	310
2,101		1,465	636
791		881	-90
379		416	-37
7		6	1
1,781		738	1,043

Form 990PF Part IV - Capital Gains and Losses for Tax on Investment Income - Columns i - l

Complete only for assets showing gain in column (h) and owned by the foundation on 12/31/69			Gains (Col (h) gain minus col (k), but not less than -0-) or (l) Losses (from col (h))
(i) F M V as of 12/31/69	Adjusted basis (j) as of 12/31/69	Excess of col (i) (k) over col (j), if any	
			800
			190
			274
			630
			310
			636
			-90
			-37
			1
			1,043

Form 990PF Part IV - Capital Gains and Losses for Tax on Investment Income - Columns a - d

List and describe the kind(s) of property sold (e g , real estate, (a) 2-story brick warehouse, or common stock, 200 shs MLC Co)	(b) How acquired P—Purchase D—Donation	Date acquired (c) (mo , day, yr)	(d) Date sold (mo , day, yr)
26 5 GANNETT CO INC		2014-11-24	2015-07-28
27 GENERAL GROWTH PROPERTIE-W/I		2015-11-25	2016-03-22
200 GENERAL MILLS INC		2014-11-24	2015-06-16
105 GENERAL MILLS INC		2014-11-24	2015-08-19
189 GENTHERM INC		2014-11-03	2015-12-04
66 GIGAMON INC		2015-10-29	2016-05-24
80 GILEAD SCIENCES INC		2014-11-20	2015-08-19
11936 34 GOLDMAN SACHS COMM STRATEGY #2653		2015-02-04	2015-10-09
2383 657 GOLDMAN SACHS COMM STRATEGY #2653		2013-04-22	2015-10-09
25 GOOGLE INC		2014-11-24	2015-08-19

Form 990PF Part IV - Capital Gains and Losses for Tax on Investment Income - Columns e - h

(e) Gross sales price	(f) Depreciation allowed (or allowable)	(g) Cost or other basis plus expense of sale	(h) Gain or (loss) (e) plus (f) minus (g)
351		312	39
785		690	95
11,006		10,304	702
6,138		5,410	728
9,231		7,822	1,409
2,035		1,818	217
9,309		8,273	1,036
39,748		45,000	-5,252
7,938		12,729	-4,791
17,366		13,685	3,681

Form 990PF Part IV - Capital Gains and Losses for Tax on Investment Income - Columns i - l

Complete only for assets showing gain in column (h) and owned by the foundation on 12/31/69			(l) Gains (Col (h) gain minus col (k), but not less than -0-) or Losses (from col (h))
(i) F M V as of 12/31/69	(j) Adjusted basis as of 12/31/69	(k) Excess of col (i) over col (j), if any	
			39
			95
			702
			728
			1,409
			217
			1,036
			-5,252
			-4,791
			3,681

Form 990PF Part IV - Capital Gains and Losses for Tax on Investment Income - Columns a - d

List and describe the kind(s) of property sold (e g , real estate, (a) 2-story brick warehouse, or common stock, 200 shs MLC Co)	(b) How acquired P—Purchase D—Donation	(c) Date acquired (mo , day, yr)	(d) Date sold (mo , day, yr)
21 GRACO INC		2015-11-18	2016-02-19
38 GRACO INC		2015-10-06	2016-04-01
88 GRACO INC		2015-10-06	2016-04-19
143 GRAPHIC PACKAGING HLDGCO		2014-07-11	2016-05-24
23 THE GREENBRIER COMPANIES, INC		2014-08-25	2016-05-24
236 HFF INC		2014-06-20	2015-07-21
127 HACKETT GROUP INC		2015-05-28	2016-04-25
128 HACKETT GROUP INC		2015-05-28	2016-05-24
46 HEALTHSOUTH REHABILITATION CORPORAT		2014-06-20	2016-05-24
123 HERITAGE INSURANCE HOLDINGS IN		2015-08-04	2016-05-24

Form 990PF Part IV - Capital Gains and Losses for Tax on Investment Income - Columns e - h

(e) Gross sales price	(f) Depreciation allowed (or allowable)	(g) Cost or other basis plus expense of sale	(h) Gain or (loss) (e) plus (f) minus (g)
1,586		1,545	41
3,240		2,707	533
7,566		6,269	1,297
1,899		1,665	234
637		1,649	-1,012
10,137		8,184	1,953
1,928		1,510	418
1,871		1,522	349
1,855		1,710	145
1,702		3,014	-1,312

Form 990PF Part IV - Capital Gains and Losses for Tax on Investment Income - Columns i - l

Complete only for assets showing gain in column (h) and owned by the foundation on 12/31/69			(l) Gains (Col (h) gain minus col (k), but not less than -0-) or Losses (from col (h))
(i) F M V as of 12/31/69	(j) Adjusted basis as of 12/31/69	(k) Excess of col (i) over col (j), if any	
			41
			533
			1,297
			234
			-1,012
			1,953
			418
			349
			145
			-1,312

Form 990PF Part IV - Capital Gains and Losses for Tax on Investment Income - Columns a - d

List and describe the kind(s) of property sold (e g , real estate, (a) 2-story brick warehouse, or common stock, 200 shs MLC Co)	(b) How acquired P—Purchase D—Donation	Date acquired (c) (mo , day, yr)	(d) Date sold (mo , day, yr)
95 HOME DEPOT INC		2014-11-24	2015-08-19
136 HONG KONG EXCH & CLEARING LTD -ADR		2013-06-13	2015-09-30
120 HOST HOTELS & RESORTS, INC		2010-11-26	2016-01-27
181 HOST HOTELS & RESORTS, INC		2012-12-21	2016-02-08
97 HOST HOTELS & RESORTS, INC		2012-12-21	2016-03-22
96 HOST HOTELS & RESORTS, INC		2011-08-09	2016-05-11
23 HUDSON PACIFIC PROPERTIES INC		2015-06-29	2016-03-22
75 HUDSON PACIFIC PROPERTIES INC		2015-06-29	2016-04-14
17 ICU MED INC COM		2016-01-26	2016-05-24
551 IXIA		2015-09-24	2016-04-22

Form 990PF Part IV - Capital Gains and Losses for Tax on Investment Income - Columns e - h

(e) Gross sales price	(f) Depreciation allowed (or allowable)	(g) Cost or other basis plus expense of sale	(h) Gain or (loss) (e) plus (f) minus (g)
11,660		9,338	2,322
3,110		2,147	963
1,622		1,963	-341
2,486		2,959	-473
1,601		1,465	136
1,541		1,162	379
669		692	-23
2,196		2,154	42
1,779		1,616	163
5,617		8,375	-2,758

Form 990PF Part IV - Capital Gains and Losses for Tax on Investment Income - Columns i - l

Complete only for assets showing gain in column (h) and owned by the foundation on 12/31/69			(l) Gains (Col (h) gain minus col (k), but not less than -0-) or Losses (from col (h))
(i) F M V as of 12/31/69	(j) Adjusted basis as of 12/31/69	(k) Excess of col (i) over col (j), if any	
			2,322
			963
			-341
			-473
			136
			379
			-23
			42
			163
			-2,758

Form 990PF Part IV - Capital Gains and Losses for Tax on Investment Income - Columns a - d

List and describe the kind(s) of property sold (e g , real estate, (a) 2-story brick warehouse, or common stock, 200 shs MLC Co)	(b) How acquired P—Purchase D—Donation	(c) Date acquired (mo , day, yr)	(d) Date sold (mo , day, yr)
36 ITT INC		2014-06-20	2016-05-24
1100 ICICI BANK LTD - ADR		2011-02-08	2016-02-23
189 IMPAX LABORATORIES INC		2016-03-01	2016-04-05
85 IMPERIAL OIL LTD COM-		2014-03-12	2015-11-05
122 IMPERIAL OIL LTD COM-		2011-02-08	2016-04-08
46 INC RESEARCH HOLDINGS INC		2015-10-29	2016-05-24
15 INFORMA PLC-SP ADR		2014-07-29	2016-03-10
74 INFRAREIT INC		2016-02-05	2016-05-24
145 INPHI CORP		2014-06-20	2015-06-24
16 INPHI CORP		2014-06-20	2015-12-04

Form 990PF Part IV - Capital Gains and Losses for Tax on Investment Income - Columns e - h

(e) Gross sales price	(f) Depreciation allowed (or allowable)	(g) Cost or other basis plus expense of sale	(h) Gain or (loss) (e) plus (f) minus (g)
1,267		1,714	-447
5,953		9,968	-4,015
6,002		6,436	-434
2,885		3,793	-908
3,855		4,631	-776
2,055		1,904	151
297		253	44
1,270		1,546	-276
3,559		2,217	1,342
468		245	223

Form 990PF Part IV - Capital Gains and Losses for Tax on Investment Income - Columns i - l

Complete only for assets showing gain in column (h) and owned by the foundation on 12/31/69			(l) Gains (Col (h) gain minus col (k), but not less than -0-) or Losses (from col (h))
(i) F M V as of 12/31/69	(j) Adjusted basis as of 12/31/69	(k) Excess of col (i) over col (j), if any	
			-447
			-4,015
			-434
			-908
			-776
			151
			44
			-276
			1,342
			223

Form 990PF Part IV - Capital Gains and Losses for Tax on Investment Income - Columns a - d

List and describe the kind(s) of property sold (e g , real estate, (a) 2-story brick warehouse, or common stock, 200 shs MLC Co)	(b) How acquired P—Purchase D—Donation	(c) Date acquired (mo , day, yr)	(d) Date sold (mo , day, yr)
59 INPHI CORP		2014-06-20	2016-04-22
63 INPHI CORP		2014-06-20	2016-05-24
101 INTEGRATED DEVICE TECHNOLOGY INC		2014-11-03	2016-05-24
340 INTEL CORP		2014-11-20	2015-08-19
225 INTEL CORP		2014-11-20	2016-04-18
528 INELIQUENT INC		2014-06-20	2016-01-26
387 INTERVAL LEISURE GROUP INC		2014-12-03	2015-06-11
150 INVENSENSE INC		2015-12-04	2016-05-24
287 INVESTMENT TECHNOLOGY GROUP INC NEW		2015-04-15	2015-08-04
9 ITAU UNIBANCO H-SPON PRF ADR		2012-09-25	2015-07-30

Form 990PF Part IV - Capital Gains and Losses for Tax on Investment Income - Columns e - h

(e) Gross sales price	(f) Depreciation allowed (or allowable)	(g) Cost or other basis plus expense of sale	(h) Gain or (loss) (e) plus (f) minus (g)
1,863		902	961
1,894		963	931
2,299		1,678	621
9,660		11,692	-2,032
7,093		7,738	-645
8,421		7,862	559
9,557		8,204	1,353
909		1,821	-912
5,277		8,654	-3,377
8		14	-6

Form 990PF Part IV - Capital Gains and Losses for Tax on Investment Income - Columns i - l

Complete only for assets showing gain in column (h) and owned by the foundation on 12/31/69			(l) Gains (Col (h) gain minus col (k), but not less than -0-) or Losses (from col (h))
(i) F M V as of 12/31/69	(j) Adjusted basis as of 12/31/69	(k) Excess of col (i) over col (j), if any	
			961
			931
			621
			-2,032
			-645
			559
			1,353
			-912
			-3,377
			-6

Form 990PF Part IV - Capital Gains and Losses for Tax on Investment Income - Columns a - d

List and describe the kind(s) of property sold (e g , real estate, (a) 2-story brick warehouse, or common stock, 200 shs MLC Co)	(b) How acquired P—Purchase D—Donation	(c) Date acquired (mo , day, yr)	(d) Date sold (mo , day, yr)
316 ITAU UNIBANCO H-SPON PRF ADR		2013-05-24	2016-03-28
90 ITAU UNIBANCO H-SPON PRF ADR		2014-06-12	2016-04-22
122 ITC HLDGS CORP		2015-03-13	2015-09-15
23 JGC CORP-UNSPONSORED ADR		2013-05-08	2016-04-22
235 JPMORGAN CHASE & CO		2014-11-13	2015-08-19
13 JAPAN TOBACCO INC-UNSPON ADR		2015-12-17	2016-03-10
200 JETBLUE AWYS CORP		2015-03-27	2016-02-19
450 JETBLUE AWYS CORP		2015-03-27	2016-04-15
85 JOHNSON & JOHNSON		2014-11-24	2015-06-16
85 JOHNSON & JOHNSON		2014-11-24	2015-08-19

Form 990PF Part IV - Capital Gains and Losses for Tax on Investment Income - Columns e - h

(e) Gross sales price	(f) Depreciation allowed (or allowable)	(g) Cost or other basis plus expense of sale	(h) Gain or (loss) (e) plus (f) minus (g)
2,732		5,030	-2,298
794		1,376	-582
3,901		4,395	-494
814		1,480	-666
15,900		14,131	1,769
269		245	24
4,277		3,797	480
9,337		8,543	794
8,352		9,092	-740
8,452		9,092	-640

Form 990PF Part IV - Capital Gains and Losses for Tax on Investment Income - Columns i - l

Complete only for assets showing gain in column (h) and owned by the foundation on 12/31/69			(l) Gains (Col (h) gain minus col (k), but not less than -0-) or Losses (from col (h))
(i) F M V as of 12/31/69	(j) Adjusted basis as of 12/31/69	(k) Excess of col (i) over col (j), if any	
			-2,298
			-582
			-494
			-666
			1,769
			24
			480
			794
			-740
			-640

Form 990PF Part IV - Capital Gains and Losses for Tax on Investment Income - Columns a - d

List and describe the kind(s) of property sold (e g , real estate, (a) 2-story brick warehouse, or common stock, 200 shs MLC Co)	(b) How acquired P—Purchase D—Donation	(c) Date acquired (mo , day, yr)	(d) Date sold (mo , day, yr)
71 JONES LANG LASALLE INC		2014-11-24	2016-03-17
10 JONES LANG LASALLE INC		2015-10-08	2016-03-17
33 J2 GLOBAL INC		2014-06-20	2016-05-24
7 KBC GROEP NV-UNSP ADR		2015-03-17	2016-03-10
335 KDDI CORP-UNSPONSORED ADR		2014-07-29	2015-09-17
40 KILROY REALTY CORP COM		2014-03-24	2015-11-25
7 KILROY REALTY CORP COM		2015-02-04	2015-11-25
4 KILROY REALTY CORP COM		2014-01-29	2016-05-11
9 KILROY REALTY CORP COM		2016-03-22	2016-05-11
75 KIMBERLY CLARK CORP COM		2014-11-24	2015-08-19

Form 990PF Part IV - Capital Gains and Losses for Tax on Investment Income - Columns e - h

(e) Gross sales price	(f) Depreciation allowed (or allowable)	(g) Cost or other basis plus expense of sale	(h) Gain or (loss) (e) plus (f) minus (g)
8,089		8,397	-308
1,139		1,467	-328
2,169		1,654	515
190		212	-22
3,613		3,397	216
2,689		2,159	530
471		525	-54
256		207	49
576		546	30
8,659		8,484	175

Form 990PF Part IV - Capital Gains and Losses for Tax on Investment Income - Columns i - l

Complete only for assets showing gain in column (h) and owned by the foundation on 12/31/69			(l) Gains (Col (h) gain minus col (k), but not less than -0-) or Losses (from col (h))
(i) F M V as of 12/31/69	(j) Adjusted basis as of 12/31/69	(k) Excess of col (i) over col (j), if any	
			-308
			-328
			515
			-22
			216
			530
			-54
			49
			30
			175

Form 990PF Part IV - Capital Gains and Losses for Tax on Investment Income - Columns a - d

List and describe the kind(s) of property sold (e g , real estate, (a) 2-story brick warehouse, or common stock, 200 shs MLC Co)	(b) How acquired P—Purchase D—Donation	(c) Date acquired (mo , day, yr)	(d) Date sold (mo , day, yr)
44 KIMCO RLTY CORP		2016-02-08	2016-02-17
11 KOMATSU LIMITED - ADR		2014-07-29	2016-03-10
38 KONE OYJ-B-UNSPONSORED ADR		2015-02-02	2016-04-22
91 KONE OYJ-B-UNSPONSORED ADR		2015-02-02	2016-05-19
24 L'OREAL - ADR		2011-02-08	2016-02-16
22 L'OREAL - ADR		2011-02-08	2016-04-22
24 LVMH MOET HENNESSY UNSP ADR - ADR		2010-11-26	2016-04-22
21 LABORATORY CRP OF AMER HLDGS		2014-09-10	2016-01-22
155 LANDSTAR SYS INC COM		2014-11-24	2015-06-02
139 LANDSTAR SYS INC COM		2015-08-28	2016-03-02

Form 990PF Part IV - Capital Gains and Losses for Tax on Investment Income - Columns e - h

(e) Gross sales price	(f) Depreciation allowed (or allowable)	(g) Cost or other basis plus expense of sale	(h) Gain or (loss) (e) plus (f) minus (g)
1,176		1,184	-8
186		263	-77
854		851	3
1,998		2,038	-40
826		585	241
803		536	267
806		795	11
2,355		2,251	104
10,222		10,580	-358
8,269		9,216	-947

Form 990PF Part IV - Capital Gains and Losses for Tax on Investment Income - Columns i - l

Complete only for assets showing gain in column (h) and owned by the foundation on 12/31/69			(l) Gains (Col (h) gain minus col (k), but not less than -0-) or Losses (from col (h))
(i) F M V as of 12/31/69	(j) Adjusted basis as of 12/31/69	(k) Excess of col (i) over col (j), if any	
			-8
			-77
			3
			-40
			241
			267
			11
			104
			-358
			-947

Form 990PF Part IV - Capital Gains and Losses for Tax on Investment Income - Columns a - d

List and describe the kind(s) of property sold (e g , real estate, (a) 2-story brick warehouse, or common stock, 200 shs MLC Co)	(b) How acquired P—Purchase D—Donation	(c) Date acquired (mo , day, yr)	(d) Date sold (mo , day, yr)
176 LANNETT INC		2014-11-24	2016-03-01
70 LANNETT INC		2016-01-22	2016-03-01
168 LANNETT INC		2014-06-20	2016-03-09
44 LENNOX INTERNATIONAL INC		2015-06-18	2016-04-18
541 LIFELOCK INC		2014-06-20	2015-08-04
52 LINDE AG ADR		2014-10-13	2016-04-22
22 MACERICH CO COM		2015-10-22	2015-11-25
162 CREDIT SUISSE GRP ADR RGTI DEEMD REC		2015-10-28	2015-12-21
6 MAKITA CORPORATION - ADR		2014-07-29	2016-03-10
88 MATRIX SVC CO		2014-06-20	2016-05-24

Form 990PF Part IV - Capital Gains and Losses for Tax on Investment Income - Columns e - h

(e) Gross sales price	(f) Depreciation allowed (or allowable)	(g) Cost or other basis plus expense of sale	(h) Gain or (loss) (e) plus (f) minus (g)
4,453		7,943	-3,490
1,771		2,533	-762
3,772		7,983	-4,211
6,175		4,940	1,235
4,072		6,779	-2,707
790		976	-186
1,748		1,893	-145
77			77
364		364	
1,390		3,100	-1,710

Form 990PF Part IV - Capital Gains and Losses for Tax on Investment Income - Columns i - l

Complete only for assets showing gain in column (h) and owned by the foundation on 12/31/69			(l) Gains (Col (h) gain minus col (k), but not less than -0-) or Losses (from col (h))
(i) F M V as of 12/31/69	(j) Adjusted basis as of 12/31/69	(k) Excess of col (i) over col (j), if any	
			-3,490
			-762
			-4,211
			1,235
			-2,707
			-186
			-145
			77
			-1,710

Form 990PF Part IV - Capital Gains and Losses for Tax on Investment Income - Columns a - d

List and describe the kind(s) of property sold (e g , real estate, (a) 2-story brick warehouse, or common stock, 200 shs MLC Co)	(b) How acquired P—Purchase D—Donation	(c) Date acquired (mo , day, yr)	(d) Date sold (mo , day, yr)
208 MATSON INC		2015-03-20	2016-05-16
114 MEDIOLANUM SPA-UNSPONSOR ADR		2014-07-29	2015-08-13
105 MEDIOLANUM SPA-UNSPONSOR ADR		2014-07-29	2015-09-28
44 MEDIOLANUM SPA-UNSPONSOR ADR		2015-12-17	2016-01-22
191 MEDIOLANUM SPA-UNSPONSOR ADR		2014-12-30	2016-01-22
120 MERCK & CO INC NEW		2015-06-16	2015-08-19
1699 MERGE HEALTHCARE INC		2015-07-21	2015-09-24
45 METHODE ELECTRON INC COMMON		2015-03-02	2016-05-24
285 MICROSOFT CORP		2014-11-24	2015-08-19
30 MICROSOFT CORP		2014-11-24	2016-02-05

Form 990PF Part IV - Capital Gains and Losses for Tax on Investment Income - Columns e - h

(e) Gross sales price	(f) Depreciation allowed (or allowable)	(g) Cost or other basis plus expense of sale	(h) Gain or (loss) (e) plus (f) minus (g)
6,540		8,745	-2,205
1,946		1,830	116
1,491		1,686	-195
603		724	-121
2,617		2,855	-238
7,154		6,913	241
12,037		8,629	3,408
1,315		1,759	-444
13,281		13,577	-296
1,545		1,429	116

Form 990PF Part IV - Capital Gains and Losses for Tax on Investment Income - Columns i - l

Complete only for assets showing gain in column (h) and owned by the foundation on 12/31/69			(l) Gains (Col (h) gain minus col (k), but not less than -0-) or Losses (from col (h))
(i) F M V as of 12/31/69	(j) Adjusted basis as of 12/31/69	(k) Excess of col (i) over col (j), if any	
			-2,205
			116
			-195
			-121
			-238
			241
			3,408
			-444
			-296
			116

Form 990PF Part IV - Capital Gains and Losses for Tax on Investment Income - Columns a - d

List and describe the kind(s) of property sold (e g , real estate, (a) 2-story brick warehouse, or common stock, 200 shs MLC Co)	(b) How acquired P—Purchase D—Donation	(c) Date acquired (mo , day, yr)	(d) Date sold (mo , day, yr)
31 MICROSTRATEGY INC CL A		2016-03-09	2016-05-17
163 MIMEDX GROUP INC		2015-06-23	2016-05-24
167 MINERALS TECHNOLOGIES INC COM		2014-11-24	2015-06-17
26 MONOTARO CO LTD-UNSP ADR		2013-11-13	2016-04-22
7 NASPERS LTD ADR		2015-07-01	2016-02-16
57 NASPERS LTD ADR		2015-06-23	2016-04-22
94 NATIONAL GENERAL HOLDINGS CORP		2015-03-02	2016-05-24
13 NESTLE S A REGISTERED SHARES - ADR		2010-11-26	2015-07-09
19 NESTLE S A REGISTERED SHARES - ADR		2010-11-26	2016-04-22
284 NEW JERSEY RES CORP		2014-06-20	2015-06-23

Form 990PF Part IV - Capital Gains and Losses for Tax on Investment Income - Columns e - h

(e) Gross sales price	(f) Depreciation allowed (or allowable)	(g) Cost or other basis plus expense of sale	(h) Gain or (loss) (e) plus (f) minus (g)
5,522		5,199	323
1,218		1,884	-666
11,478		10,977	501
794		290	504
799		1,099	-300
791		909	-118
1,953		1,759	194
958		736	222
1,404		1,076	328
8,023		7,951	72

Form 990PF Part IV - Capital Gains and Losses for Tax on Investment Income - Columns i - l

Complete only for assets showing gain in column (h) and owned by the foundation on 12/31/69			(l) Gains (Col (h) gain minus col (k), but not less than -0-) or Losses (from col (h))
(i) F M V as of 12/31/69	(j) Adjusted basis as of 12/31/69	(k) Excess of col (i) over col (j), if any	
			323
			-666
			501
			504
			-300
			-118
			194
			222
			328
			72

Form 990PF Part IV - Capital Gains and Losses for Tax on Investment Income - Columns a - d

List and describe the kind(s) of property sold (e g , real estate, (a) 2-story brick warehouse, or common stock, 200 shs MLC Co)	(b) How acquired P—Purchase D—Donation	(c) Date acquired (mo , day, yr)	(d) Date sold (mo , day, yr)
135 NEWELL RUBBERMAID INC		2015-06-16	2015-08-19
100 NOVARTIS AG - ADR		2014-11-24	2015-08-19
13 NOVARTIS AG - ADR		2014-07-29	2016-03-10
295 NOVARTIS AG - ADR		2014-11-24	2016-05-09
40 NOVO NORDISK A/S - ADR		2010-11-29	2015-10-22
85 NOVO NORDISK A/S - ADR		2014-08-28	2015-11-20
148 NOVO NORDISK A/S - ADR		2013-06-11	2016-02-09
67 NUTRI SYS INC		2014-11-18	2015-08-04
76 NUTRI SYS INC		2014-11-18	2016-05-24
34 NUVASIVE INC		2014-06-20	2015-09-24

Form 990PF Part IV - Capital Gains and Losses for Tax on Investment Income - Columns e - h

(e) Gross sales price	(f) Depreciation allowed (or allowable)	(g) Cost or other basis plus expense of sale	(h) Gain or (loss) (e) plus (f) minus (g)
5,959		5,537	422
10,285		9,481	804
953		1,147	-194
21,938		27,969	-6,031
2,129		800	1,329
4,641		3,168	1,473
6,888		4,906	1,982
2,008		1,255	753
2,087		1,424	663
1,814		1,203	611

Form 990PF Part IV - Capital Gains and Losses for Tax on Investment Income - Columns i - l

Complete only for assets showing gain in column (h) and owned by the foundation on 12/31/69			(l) Gains (Col (h) gain minus col (k), but not less than -0-) or Losses (from col (h))
(i) F M V as of 12/31/69	(j) Adjusted basis as of 12/31/69	(k) Excess of col (i) over col (j), if any	
			422
			804
			-194
			-6,031
			1,329
			1,473
			1,982
			753
			663
			611

Form 990PF Part IV - Capital Gains and Losses for Tax on Investment Income - Columns a - d

List and describe the kind(s) of property sold (e g , real estate, (a) 2-story brick warehouse, or common stock, 200 shs MLC Co)	(b) How acquired P—Purchase D—Donation	(c) Date acquired (mo , day, yr)	(d) Date sold (mo , day, yr)
41 NUVASIVE INC		2014-06-20	2016-05-24
159 OGE ENERGY CORP COM		2015-09-15	2015-11-23
367 OMNIVISION TECHNOLOGIES		2014-07-11	2015-10-29
285 OSHKOSH CORPORATION		2015-10-14	2016-02-17
480 OWENS ILL INC COM NEW		2015-04-20	2016-04-07
16040 33 PIMCO FOREIGN BD FD USD H-INST #103		2014-06-09	2016-05-23
125 PNC FINANCIAL SERVICES GROUP		2014-11-13	2015-08-19
27 PARK24 CO LTD-SPN ADR		2016-02-01	2016-04-22
280 PEARSON PLC - ADR		2015-08-13	2015-11-09
538 PERICOM SEMICONDUCTOR CORP		2015-03-02	2015-11-24

Form 990PF Part IV - Capital Gains and Losses for Tax on Investment Income - Columns e - h

(e) Gross sales price	(f) Depreciation allowed (or allowable)	(g) Cost or other basis plus expense of sale	(h) Gain or (loss) (e) plus (f) minus (g)
2,202		1,450	752
4,110		4,260	-150
10,563		8,019	2,544
9,736		11,585	-1,849
7,797		11,689	-3,892
163,451		175,000	-11,549
12,260		10,941	1,319
768		760	8
3,478		5,858	-2,380
9,550		8,916	634

Form 990PF Part IV - Capital Gains and Losses for Tax on Investment Income - Columns i - l

Complete only for assets showing gain in column (h) and owned by the foundation on 12/31/69			(l) Gains (Col (h) gain minus col (k), but not less than -0-) or Losses (from col (h))
(i) F M V as of 12/31/69	(j) Adjusted basis as of 12/31/69	(k) Excess of col (i) over col (j), if any	
			752
			-150
			2,544
			-1,849
			-3,892
			-11,549
			1,319
			8
			-2,380
			634

Form 990PF Part IV - Capital Gains and Losses for Tax on Investment Income - Columns a - d

List and describe the kind(s) of property sold (e g , real estate, (a) 2-story brick warehouse, or common stock, 200 shs MLC Co)	(b) How acquired P—Purchase D—Donation	(c) Date acquired (mo , day, yr)	(d) Date sold (mo , day, yr)
57 PHARMERICA CORP		2014-06-20	2016-05-24
76 POLARIS INDS INC COM		2014-11-24	2016-01-20
55 PRAXAIR INC COM		2014-11-24	2015-08-19
2559 415 T ROWE PRICE INST EM MKT EQ #146		2015-02-04	2015-10-30
178 PROASSURANCE CORPORATION		2014-06-20	2015-09-24
133 PROTO LABS INC		2016-04-19	2016-05-26
115 PRUDENTIAL FINL INC		2014-11-13	2015-08-19
7 PRUDENTIAL PLC - ADR		2014-07-29	2016-03-10
7 PUBLIC STORAGE INC COM		2015-07-21	2015-12-29
18 PUBLIC STORAGE INC COM		2015-07-21	2016-02-08

Form 990PF Part IV - Capital Gains and Losses for Tax on Investment Income - Columns e - h

(e) Gross sales price	(f) Depreciation allowed (or allowable)	(g) Cost or other basis plus expense of sale	(h) Gain or (loss) (e) plus (f) minus (g)
1,534		1,658	-124
5,926		6,547	-621
6,190		7,122	-932
70,000		77,550	-7,550
8,778		7,998	780
8,474		10,741	-2,267
10,110		9,647	463
265		332	-67
1,762		1,407	355
4,121		3,559	562

Form 990PF Part IV - Capital Gains and Losses for Tax on Investment Income - Columns i - l

Complete only for assets showing gain in column (h) and owned by the foundation on 12/31/69			(l) Gains (Col (h) gain minus col (k), but not less than -0-) or Losses (from col (h))
(i) F M V as of 12/31/69	(j) Adjusted basis as of 12/31/69	(k) Excess of col (i) over col (j), if any	
			-124
			-621
			-932
			-7,550
			780
			-2,267
			463
			-67
			355
			562

Form 990PF Part IV - Capital Gains and Losses for Tax on Investment Income - Columns a - d

List and describe the kind(s) of property sold (e g , real estate, (a) 2-story brick warehouse, or common stock, 200 shs MLC Co)	(b) How acquired P—Purchase D—Donation	Date acquired (c) (mo , day, yr)	(d) Date sold (mo , day, yr)
2 PUBLIC STORAGE INC COM		2010-11-26	2016-02-17
14 PUBLIC STORAGE INC COM		2015-06-25	2016-02-17
5 PUBLIC STORAGE INC COM		2010-11-26	2016-03-22
6 PUBLIC STORAGE INC COM		2010-11-26	2016-05-11
90 QTS REALTY TRUST INC-CL A		2014-06-20	2016-05-17
39 QTS REALTY TRUST INC-CL A		2014-06-20	2016-05-24
120 QUALCOMM INC		2014-02-21	2015-08-19
77 QUALCOMM INC		2014-11-24	2015-11-11
298 QUALCOMM INC		2014-02-21	2015-11-11
229 QUESTAR CORP		2015-11-23	2016-02-18

Form 990PF Part IV - Capital Gains and Losses for Tax on Investment Income - Columns e - h

(e) Gross sales price	(f) Depreciation allowed (or allowable)	(g) Cost or other basis plus expense of sale	(h) Gain or (loss) (e) plus (f) minus (g)
493		196	297
3,454		2,618	836
1,312		491	821
1,558		589	969
4,673		2,597	2,076
2,012		1,126	886
7,346		9,142	-1,796
4,066		5,522	-1,456
15,737		20,761	-5,024
5,707		4,310	1,397

Form 990PF Part IV - Capital Gains and Losses for Tax on Investment Income - Columns i - l

Complete only for assets showing gain in column (h) and owned by the foundation on 12/31/69			(l) Gains (Col (h) gain minus col (k), but not less than -0-) or Losses (from col (h))
(i) F M V as of 12/31/69	(j) Adjusted basis as of 12/31/69	(k) Excess of col (i) over col (j), if any	
			297
			836
			821
			969
			2,076
			886
			-1,796
			-1,456
			-5,024
			1,397

Form 990PF Part IV - Capital Gains and Losses for Tax on Investment Income - Columns a - d

List and describe the kind(s) of property sold (e g , real estate, (a) 2-story brick warehouse, or common stock, 200 shs MLC Co)	(b) How acquired P—Purchase D—Donation	(c) Date acquired (mo , day, yr)	(d) Date sold (mo , day, yr)
96 RPX CORP		2014-06-20	2016-05-24
20 RED ELECTRICA COR-UNSPON ADR		2014-07-29	2016-03-10
55 REXAM PLC-SPONSORED ADR		2014-07-29	2016-04-08
26 ROCHE HOLDINGS LTD - ADR		2011-02-08	2015-07-09
205 ROCHE HOLDINGS LTD - ADR		2014-11-24	2015-08-19
55 ROCHE HOLDINGS LTD - ADR		2015-09-30	2016-04-22
262 ROSS STORES INC		2014-11-24	2016-04-26
32 ROYAL DUTCH SHELL PLC ADR		2016-03-09	2016-04-22
848 KONINKLIJKE KPN N V - ADR		2014-12-02	2015-08-05
55 KONINKLIJKE KPN N V - ADR		2014-12-02	2016-03-10

Form 990PF Part IV - Capital Gains and Losses for Tax on Investment Income - Columns e - h

(e) Gross sales price	(f) Depreciation allowed (or allowable)	(g) Cost or other basis plus expense of sale	(h) Gain or (loss) (e) plus (f) minus (g)
879		1,664	-785
329		350	-21
2,400		2,447	-47
920		478	442
7,251		7,661	-410
1,771		1,810	-39
15,083		8,658	6,425
1,702		1,536	166
3,311		2,830	481
212		184	28

Form 990PF Part IV - Capital Gains and Losses for Tax on Investment Income - Columns i - l

Complete only for assets showing gain in column (h) and owned by the foundation on 12/31/69			(l) Gains (Col (h) gain minus col (k), but not less than -0-) or Losses (from col (h))
(i) F M V as of 12/31/69	(j) Adjusted basis as of 12/31/69	(k) Excess of col (i) over col (j), if any	
			-785
			-21
			-47
			442
			-410
			-39
			6,425
			166
			481
			28

Form 990PF Part IV - Capital Gains and Losses for Tax on Investment Income - Columns a - d

List and describe the kind(s) of property sold (e g , real estate, (a) 2-story brick warehouse, or common stock, 200 shs MLC Co)	(b) How acquired P—Purchase D—Donation	(c) Date acquired (mo , day, yr)	(d) Date sold (mo , day, yr)
135 RUTH'S HOSPITALITY GROUP		2014-06-20	2016-05-24
26 RYANAIR HOLDINGS PLC-SP ADR		2014-07-29	2015-11-03
1 RYANAIR HOLDINGS PLC-SP ADR		2014-07-29	2015-11-05
23 RYOHIN KEIKAKU CO-UNSP ADR		2014-07-29	2015-07-27
17 SL GREEN REALTY CORP COM		2013-10-23	2015-12-29
82 SM ENERGY CO		2013-12-23	2015-07-07
6 SM ENERGY CO		2013-12-23	2015-07-07
70 SM ENERGY CO		2014-11-24	2015-07-07
607 SPDR S & P 500 ETF TRUST		2014-08-29	2015-08-19
14 SAMPO OYJ-A SHS-UNSP ADR		2014-07-29	2016-03-10

Form 990PF Part IV - Capital Gains and Losses for Tax on Investment Income - Columns e - h

(e) Gross sales price	(f) Depreciation allowed (or allowable)	(g) Cost or other basis plus expense of sale	(h) Gain or (loss) (e) plus (f) minus (g)
2,268		1,676	592
2,173		1,427	746
8		5	3
1,007		572	435
1,936		1,134	802
3,387		7,149	-3,762
258		493	-235
3,016		3,899	-883
126,594		121,685	4,909
322		354	-32

Form 990PF Part IV - Capital Gains and Losses for Tax on Investment Income - Columns i - l

Complete only for assets showing gain in column (h) and owned by the foundation on 12/31/69			(l) Gains (Col (h) gain minus col (k), but not less than -0-) or Losses (from col (h))
(i) F M V as of 12/31/69	(j) Adjusted basis as of 12/31/69	(k) Excess of col (i) over col (j), if any	
			592
			746
			3
			435
			802
			-3,762
			-235
			-883
			4,909
			-32

Form 990PF Part IV - Capital Gains and Losses for Tax on Investment Income - Columns a - d

List and describe the kind(s) of property sold (e g , real estate, (a) 2-story brick warehouse, or common stock, 200 shs MLC Co)	(b) How acquired P—Purchase D—Donation	(c) Date acquired (mo , day, yr)	(d) Date sold (mo , day, yr)
45 SANDS CHINA LTD-UNSPONS ADR		2015-05-21	2016-01-22
115 SANDS CHINA LTD-UNSPONS ADR		2014-05-14	2016-01-22
75 SANMINA CORP		2014-06-20	2016-05-24
22 SAP SE		2011-02-08	2016-04-22
25 SASOL LIMITED - ADR		2011-02-08	2016-04-22
15 SCHLUMBERGER LTD		2015-11-02	2016-04-22
655 SCHNEIDER ELECTRIC SE - ADR		2011-02-08	2015-10-01
106 SELECT MEDICAL HOLDINGS CORPORATION		2014-06-20	2016-05-24
686 BANCO BILBAO VIZCAYA ARGENT 11/15/15		2015-11-02	2015-11-02
128 SEVEN & I HOLDINGS CO , LTD ADR		2014-07-29	2015-10-26

Form 990PF Part IV - Capital Gains and Losses for Tax on Investment Income - Columns e - h

(e) Gross sales price	(f) Depreciation allowed (or allowable)	(g) Cost or other basis plus expense of sale	(h) Gain or (loss) (e) plus (f) minus (g)
1,288		1,856	-568
3,290		8,809	-5,519
1,946		1,717	229
1,761		1,305	456
809		1,272	-463
1,198		1,188	10
7,279		9,770	-2,491
1,356		1,676	-320
64		62	2
2,832		2,782	50

Form 990PF Part IV - Capital Gains and Losses for Tax on Investment Income - Columns i - l

Complete only for assets showing gain in column (h) and owned by the foundation on 12/31/69			(l) Gains (Col (h) gain minus col (k), but not less than -0-) or Losses (from col (h))
(i) F M V as of 12/31/69	(j) Adjusted basis as of 12/31/69	(k) Excess of col (i) over col (j), if any	
			-568
			-5,519
			229
			456
			-463
			10
			-2,491
			-320
			2
			50

Form 990PF Part IV - Capital Gains and Losses for Tax on Investment Income - Columns a - d

List and describe the kind(s) of property sold (e g , real estate, (a) 2-story brick warehouse, or common stock, 200 shs MLC Co)	How acquired P—Purchase (b) D—Donation	Date acquired (c) (mo , day, yr)	(d) Date sold (mo , day, yr)
23 SHIRE PLC ADR		2014-10-16	2015-10-19
2 SIMON PROPERTY GROUP INC		2015-02-18	2016-03-29
7 SIMON PROPERTY GROUP INC		2015-10-22	2016-03-29
16 SKECHERS U S A INC		2014-06-20	2015-07-22
21 SKECHERS U S A INC		2014-06-20	2015-08-04
41 SKECHERS U S A INC		2014-06-20	2016-05-24
72 SKYWEST INC		2016-05-17	2016-05-24
59 SMITH & WESSON HLDG CORP		2016-03-09	2016-05-24
90 SNAP ON INC		2014-11-13	2015-08-19
35 SNAP ON INC		2014-11-13	2015-11-11

Form 990PF Part IV - Capital Gains and Losses for Tax on Investment Income - Columns e - h

(e) Gross sales price	Depreciation allowed (f) (or allowable)	Cost or other basis (g) plus expense of sale	Gain or (loss) (h) (e) plus (f) minus (g)
4,871		4,098	773
408		385	23
1,429		1,356	73
2,004		716	1,288
3,212		940	2,272
1,220		612	608
1,725		1,686	39
1,405		1,676	-271
15,263		12,178	3,085
5,973		4,736	1,237

Form 990PF Part IV - Capital Gains and Losses for Tax on Investment Income - Columns i - l

Complete only for assets showing gain in column (h) and owned by the foundation on 12/31/69			(l) Gains (Col (h) gain minus col (k), but not less than -0-) or Losses (from col (h))
(i) F M V as of 12/31/69	Adjusted basis (j) as of 12/31/69	Excess of col (i) (k) over col (j), if any	
			773
			23
			73
			1,288
			2,272
			608
			39
			-271
			3,085
			1,237

Form 990PF Part IV - Capital Gains and Losses for Tax on Investment Income - Columns a - d

List and describe the kind(s) of property sold (e g , real estate, (a) 2-story brick warehouse, or common stock, 200 shs MLC Co)	(b) How acquired P—Purchase D—Donation	(c) Date acquired (mo , day, yr)	(d) Date sold (mo , day, yr)
11 SOFTBANK GROUP CORP-UNSPON ADR		2014-07-29	2016-03-10
98 SONY CORPORATION - ADR		2015-07-13	2015-10-01
31 SONOVA HOLDIN-UNSPON ADR		2011-03-28	2016-04-22
42 SOUTH32 - ADR		2015-05-29	2015-06-03
270 SPECTRA ENERGY CORP		2014-11-24	2015-08-19
275 STATOIL ASA ADR		2014-11-24	2015-08-19
860 STATOIL ASA ADR		2014-11-24	2016-02-09
7258 065 STONE HARBOR LOCAL MARKET FD #14604		2015-02-04	2015-09-17
344 STRATEGIC HOTELS & RESORTS INC		2014-05-30	2015-10-22
95 STRYKER CORP		2014-11-24	2015-08-19

Form 990PF Part IV - Capital Gains and Losses for Tax on Investment Income - Columns e - h

(e) Gross sales price	(f) Depreciation allowed (or allowable)	(g) Cost or other basis plus expense of sale	(h) Gain or (loss) (e) plus (f) minus (g)
275		408	-133
2,422		2,692	-270
812		622	190
350		378	-28
7,806		10,435	-2,629
4,169		6,223	-2,054
11,459		19,462	-8,003
54,000		62,565	-8,565
4,831		2,426	2,405
9,943		8,692	1,251

Form 990PF Part IV - Capital Gains and Losses for Tax on Investment Income - Columns i - l

Complete only for assets showing gain in column (h) and owned by the foundation on 12/31/69			(l) Gains (Col (h) gain minus col (k), but not less than -0-) or Losses (from col (h))
(i) F M V as of 12/31/69	(j) Adjusted basis as of 12/31/69	(k) Excess of col (i) over col (j), if any	
			-133
			-270
			190
			-28
			-2,629
			-2,054
			-8,003
			-8,565
			2,405
			1,251

Form 990PF Part IV - Capital Gains and Losses for Tax on Investment Income - Columns a - d

List and describe the kind(s) of property sold (e g , real estate, (a) 2-story brick warehouse, or common stock, 200 shs MLC Co)	(b) How acquired P—Purchase D—Donation	(c) Date acquired (mo , day, yr)	(d) Date sold (mo , day, yr)
85 SUCAMPO PHARMACEUTICALS INC		2015-08-04	2016-05-24
681 SUMITOMO MITSUI TR-SPON ADR		2013-07-29	2016-04-08
351 SUNSTONE HOTEL INVS INC NEW		2016-02-01	2016-02-01
2 SUNSTONE HOTEL INVS INC NEW		2016-02-01	2016-02-01
9689 SUNSTONE HOTEL INVS INC NEW		2016-02-01	2016-02-04
85 SUPER MICRO COMPUTER INC		2015-11-05	2016-03-09
151 SUPERNUS PHARMACEUTICALS INC		2014-12-10	2015-06-23
110 SUPERNUS PHARMACEUTICALS INC		2014-12-10	2015-07-21
95 SUPERNUS PHARMACEUTICALS INC		2014-12-10	2015-08-04
97 SUPERNUS PHARMACEUTICALS INC		2014-12-10	2016-05-24

Form 990PF Part IV - Capital Gains and Losses for Tax on Investment Income - Columns e - h

(e) Gross sales price	(f) Depreciation allowed (or allowable)	(g) Cost or other basis plus expense of sale	(h) Gain or (loss) (e) plus (f) minus (g)
1,003		1,842	-839
1,859		3,071	-1,212
63			63
11		10	1
2,697		2,471	226
2,486		1,328	1,158
2,160		968	1,192
2,023		836	1,187
1,826		853	973

Form 990PF Part IV - Capital Gains and Losses for Tax on Investment Income - Columns i - l

Complete only for assets showing gain in column (h) and owned by the foundation on 12/31/69			(l) Gains (Col (h) gain minus col (k), but not less than -0-) or Losses (from col (h))
(i) F M V as of 12/31/69	(j) Adjusted basis as of 12/31/69	(k) Excess of col (i) over col (j), if any	
			-839
			-1,212
			63
			1
			226
			1,158
			1,192
			1,187
			973

Form 990PF Part IV - Capital Gains and Losses for Tax on Investment Income - Columns a - d

List and describe the kind(s) of property sold (e g , real estate, (a) 2-story brick warehouse, or common stock, 200 shs MLC Co)	(b) How acquired P—Purchase D—Donation	Date acquired (c) (mo , day, yr)	(d) Date sold (mo , day, yr)
630 SVENSKA HANDELSB-A-UNSP ADR		2012-07-20	2016-04-12
91 SWEDBANK AB ADR		2014-07-29	2016-02-09
49 SYMRISE AG ADR		2014-06-02	2016-04-22
39 SYNAPTICS INC		2014-11-24	2015-10-20
8 SYNAPTICS INC		2013-07-30	2015-11-05
15 SYNAPTICS INC		2014-11-24	2015-11-05
32 SYNAPTICS INC		2013-07-30	2015-11-18
273 SYNTEL INC		2014-11-24	2016-05-09
95 SYSMEX CORP-UNSPON ADR		2012-05-23	2015-07-01
49 SYSMEX CORP-UNSPON ADR		2012-05-23	2015-07-02

Form 990PF Part IV - Capital Gains and Losses for Tax on Investment Income - Columns e - h

(e) Gross sales price	(f) Depreciation allowed (or allowable)	(g) Cost or other basis plus expense of sale	(h) Gain or (loss) (e) plus (f) minus (g)
3,874		3,511	363
1,691		2,384	-693
821		659	162
3,356		2,407	949
728		315	413
1,365		924	441
2,772		1,261	1,511
11,568		8,861	2,707
2,837		893	1,944
1,486		461	1,025

Form 990PF Part IV - Capital Gains and Losses for Tax on Investment Income - Columns i - l

Complete only for assets showing gain in column (h) and owned by the foundation on 12/31/69			(l) Gains (Col (h) gain minus col (k), but not less than -0-) or Losses (from col (h))
(i) F M V as of 12/31/69	(j) Adjusted basis as of 12/31/69	(k) Excess of col (i) over col (j), if any	
			363
			-693
			162
			949
			413
			441
			1,511
			2,707
			1,944
			1,025

Form 990PF Part IV - Capital Gains and Losses for Tax on Investment Income - Columns a - d

List and describe the kind(s) of property sold (e g , real estate, (a) 2-story brick warehouse, or common stock, 200 shs MLC Co)	(b) How acquired P—Purchase D—Donation	(c) Date acquired (mo , day, yr)	(d) Date sold (mo , day, yr)
47 SYSMEX CORP-UNSPON ADR		2012-05-23	2016-04-22
115 TJX COMPANIES INC		2014-11-24	2015-08-19
41 TAIWAN SEMICONDUCTOR MANUFACTU - ADR		2014-01-13	2015-07-09
36 TAIWAN SEMICONDUCTOR MANUFACTU - ADR		2014-01-13	2016-02-22
87 TAIWAN SEMICONDUCTOR MANUFACTU - ADR		2012-12-05	2016-04-22
269 TEGNA INC		2012-08-20	2015-09-10
54 TEGNA INC		2014-11-24	2015-09-10
5093 379 TEMPLETON EMER MKT S/C-ADV #626		2013-08-05	2015-10-30
43 TEVA PHARMACEUTICAL INDUSTRIES - ADR		2014-07-29	2015-07-10
48 TEVA PHARMACEUTICAL INDUSTRIES - ADR		2014-07-29	2015-10-20

Form 990PF Part IV - Capital Gains and Losses for Tax on Investment Income - Columns e - h

(e) Gross sales price	(f) Depreciation allowed (or allowable)	(g) Cost or other basis plus expense of sale	(h) Gain or (loss) (e) plus (f) minus (g)
1,534		442	1,092
8,593		7,305	1,288
915		701	214
861		615	246
2,170		1,483	687
6,241		3,305	2,936
1,253		1,424	-171
60,000		54,503	5,497
2,643		2,345	298
2,793		2,618	175

Form 990PF Part IV - Capital Gains and Losses for Tax on Investment Income - Columns i - l

Complete only for assets showing gain in column (h) and owned by the foundation on 12/31/69			(l) Gains (Col (h) gain minus col (k), but not less than -0-) or Losses (from col (h))
(i) F M V as of 12/31/69	(j) Adjusted basis as of 12/31/69	(k) Excess of col (i) over col (j), if any	
			1,092
			1,288
			214
			246
			687
			2,936
			-171
			5,497
			298
			175

Form 990PF Part IV - Capital Gains and Losses for Tax on Investment Income - Columns a - d

List and describe the kind(s) of property sold (e g , real estate, (a) 2-story brick warehouse, or common stock, 200 shs MLC Co)	(b) How acquired P—Purchase D—Donation	(c) Date acquired (mo , day, yr)	(d) Date sold (mo , day, yr)
46 TESSERA TECHNOLOGIES INC		2014-12-10	2016-05-24
130 TIME WARNER INC		2014-11-24	2015-08-19
634 TIVO INC		2014-06-20	2015-08-04
166 TORO CO		2015-03-25	2015-10-14
48 TOWER INTERNATIONAL INC		2014-06-20	2016-05-24
380 TRECORA RESOURCES		2014-12-10	2016-02-05
211 TRECORA RESOURCES		2014-12-10	2016-02-08
267 TURKIYE GARANTI BANKSASI-ADR		2011-02-08	2016-04-22
825 ETRACS ALERIAN MLP UBS AG LDN BR ETN		2013-11-26	2015-10-09
230 US BANCORP		2015-03-03	2015-08-19

Form 990PF Part IV - Capital Gains and Losses for Tax on Investment Income - Columns e - h

(e) Gross sales price	(f) Depreciation allowed (or allowable)	(g) Cost or other basis plus expense of sale	(h) Gain or (loss) (e) plus (f) minus (g)
1,457		1,669	-212
10,109		10,585	-476
6,213		7,962	-1,749
12,106		10,716	1,390
991		1,668	-677
3,886		5,133	-1,247
2,110		2,850	-740
782		1,303	-521
18,010		23,755	-5,745
10,442		10,272	170

Form 990PF Part IV - Capital Gains and Losses for Tax on Investment Income - Columns i - l

Complete only for assets showing gain in column (h) and owned by the foundation on 12/31/69			(l) Gains (Col (h) gain minus col (k), but not less than -0-) or Losses (from col (h))
(i) F M V as of 12/31/69	(j) Adjusted basis as of 12/31/69	(k) Excess of col (i) over col (j), if any	
			-212
			-476
			-1,749
			1,390
			-677
			-1,247
			-740
			-521
			-5,745
			170

Form 990PF Part IV - Capital Gains and Losses for Tax on Investment Income - Columns a - d

List and describe the kind(s) of property sold (e g , real estate, (a) 2-story brick warehouse, or common stock, 200 shs MLC Co)	(b) How acquired P—Purchase D—Donation	(c) Date acquired (mo , day, yr)	(d) Date sold (mo , day, yr)
78 UBIQUITI NETWORKS INC		2014-11-24	2015-10-16
181 UBIQUITI NETWORKS INC		2013-12-03	2015-10-16
30 ULTA SALON COSMETICS & FRAGRAN		2014-11-24	2015-10-06
60 ULTA SALON COSMETICS & FRAGRAN		2012-11-09	2015-10-06
1305 UNI CHARM CORPORATION ADR		2011-02-08	2016-01-06
178 UNI CHARM CORPORATION ADR		2010-11-26	2016-04-22
1152 UNI CHARM CORPORATION ADR		2010-11-26	2016-05-20
16 UNIFIRST CORP MASS		2014-06-20	2016-05-24
21 UNILEVER PLC - ADR		2015-06-23	2016-04-22
93 UNITED INSURANCE HOLDINGS CORP		2016-05-16	2016-05-24

Form 990PF Part IV - Capital Gains and Losses for Tax on Investment Income - Columns e - h

(e) Gross sales price	(f) Depreciation allowed (or allowable)	(g) Cost or other basis plus expense of sale	(h) Gain or (loss) (e) plus (f) minus (g)
2,667		2,338	329
6,188		7,170	-982
4,982		3,716	1,266
9,964		5,260	4,704
4,954		3,466	1,488
780		471	309
4,503		3,047	1,456
1,813		1,654	159
962		948	14
1,683		1,675	8

Form 990PF Part IV - Capital Gains and Losses for Tax on Investment Income - Columns i - l

Complete only for assets showing gain in column (h) and owned by the foundation on 12/31/69			(l) Gains (Col (h) gain minus col (k), but not less than -0-) or Losses (from col (h))
(i) F M V as of 12/31/69	(j) Adjusted basis as of 12/31/69	(k) Excess of col (i) over col (j), if any	
			329
			-982
			1,266
			4,704
			1,488
			309
			1,456
			159
			14
			8

Form 990PF Part IV - Capital Gains and Losses for Tax on Investment Income - Columns a - d

List and describe the kind(s) of property sold (e g , real estate, (a) 2-story brick warehouse, or common stock, 200 shs MLC Co)	(b) How acquired P—Purchase D—Donation	(c) Date acquired (mo , day, yr)	(d) Date sold (mo , day, yr)
80 UNITED PARCEL SERVICE-CL B		2014-11-24	2015-08-19
5000 US TREASURY BOND 3 375% 5/15/44		2015-09-24	2016-04-18
12 UNITED THERAPEUTICS CORP DEL		2014-02-04	2015-10-26
171 UNIVERSAL ELECTRONICS INC		2014-06-20	2015-06-23
31 URBAN EDGE PROPERTIES-W/I		2013-01-09	2015-06-25
125 V F CORP		2014-11-24	2015-08-19
14 VENTAS INC COM		2015-01-23	2015-12-08
22 VENTAS INC COM		2014-12-23	2015-12-29
12 VENTAS INC COM		2015-02-11	2015-12-29
18 VENTAS INC COM		2015-09-11	2016-01-13

Form 990PF Part IV - Capital Gains and Losses for Tax on Investment Income - Columns e - h

(e) Gross sales price	(f) Depreciation allowed (or allowable)	(g) Cost or other basis plus expense of sale	(h) Gain or (loss) (e) plus (f) minus (g)
8,187		8,584	-397
5,818		5,467	351
1,526		1,213	313
8,663		8,073	590
679		470	209
9,453		9,247	206
748		982	-234
1,239		1,295	-56
676		814	-138
1,010		939	71

Form 990PF Part IV - Capital Gains and Losses for Tax on Investment Income - Columns i - l

Complete only for assets showing gain in column (h) and owned by the foundation on 12/31/69			(l) Gains (Col (h) gain minus col (k), but not less than -0-) or Losses (from col (h))
(i) F M V as of 12/31/69	(j) Adjusted basis as of 12/31/69	(k) Excess of col (i) over col (j), if any	
			-397
			351
			313
			590
			209
			206
			-234
			-56
			-138
			71

Form 990PF Part IV - Capital Gains and Losses for Tax on Investment Income - Columns a - d

List and describe the kind(s) of property sold (e g , real estate, (a) 2-story brick warehouse, or common stock, 200 shs MLC Co)	(b) How acquired P—Purchase D—Donation	(c) Date acquired (mo , day, yr)	(d) Date sold (mo , day, yr)
38 VENTAS INC COM		2014-09-24	2016-01-13
38 VENTAS INC COM		2013-12-18	2016-01-27
27 VENTAS INC COM		2010-11-26	2016-02-08
24 VENTAS INC COM		2010-11-26	2016-03-22
45 VEREIT, INC		2014-10-30	2015-08-04
216 VEREIT, INC		2014-12-03	2016-02-08
175 VERIZON COMMUNICATIONS		2015-02-06	2015-08-19
19 VINCI SA ADR		2015-02-17	2016-03-10
10 VISA INC-CLASS A SHRS		2014-02-21	2015-08-19
80 VISA INC-CLASS A SHRS		2015-06-16	2015-08-19

Form 990PF Part IV - Capital Gains and Losses for Tax on Investment Income - Columns e - h

(e) Gross sales price	(f) Depreciation allowed (or allowable)	(g) Cost or other basis plus expense of sale	(h) Gain or (loss) (e) plus (f) minus (g)
2,132		2,036	96
2,046		1,792	254
1,450		1,219	231
1,467		1,083	384
396		423	-27
1,591		2,023	-432
8,297		8,590	-293
335		285	50
743		561	182
5,947		5,517	430

Form 990PF Part IV - Capital Gains and Losses for Tax on Investment Income - Columns i - l

Complete only for assets showing gain in column (h) and owned by the foundation on 12/31/69			(l) Gains (Col (h) gain minus col (k), but not less than -0-) or Losses (from col (h))
(i) F M V as of 12/31/69	(j) Adjusted basis as of 12/31/69	(k) Excess of col (i) over col (j), if any	
			96
			254
			231
			384
			-27
			-432
			-293
			50
			182
			430

Form 990PF Part IV - Capital Gains and Losses for Tax on Investment Income - Columns a - d

List and describe the kind(s) of property sold (e g , real estate, (a) 2-story brick warehouse, or common stock, 200 shs MLC Co)	(b) How acquired P—Purchase D—Donation	Date acquired (c) (mo , day, yr)	(d) Date sold (mo , day, yr)
141 VISTEON CORP/NEW		2016-02-03	2016-04-01
85 VIVENDI SA-UNSPON ADR		2015-07-13	2016-02-05
51 VORNADO REALTY TRUST		2013-01-09	2015-06-29
19 WPP PLC NEW ADR		2010-12-10	2016-04-22
47 WP GLIMCHER INC		2014-02-19	2015-06-29
48 WP GLIMCHER INC		2010-11-26	2015-08-03
158 WABASH NATL CORP		2015-10-29	2016-05-24
84 WEB COM GROUP INC		2016-04-22	2016-05-24
1710 376 WF SHORT-TERM BOND FUND-I#3102		2015-09-17	2016-05-05
49 WELLTOWER INC		2014-09-24	2015-11-02

Form 990PF Part IV - Capital Gains and Losses for Tax on Investment Income - Columns e - h

(e) Gross sales price	(f) Depreciation allowed (or allowable)	(g) Cost or other basis plus expense of sale	(h) Gain or (loss) (e) plus (f) minus (g)
10,998		13,498	-2,500
1,690		2,268	-578
4,904		3,734	1,170
2,212		1,159	1,053
646		583	63
659		566	93
2,233		1,877	356
1,431		1,667	-236
15,000		15,017	-17
3,186		2,925	261

Form 990PF Part IV - Capital Gains and Losses for Tax on Investment Income - Columns i - l

Complete only for assets showing gain in column (h) and owned by the foundation on 12/31/69			(l) Gains (Col (h) gain minus col (k), but not less than -0-) or Losses (from col (h))
(i) F M V as of 12/31/69	(j) Adjusted basis as of 12/31/69	(k) Excess of col (i) over col (j), if any	
			-2,500
			-578
			1,170
			1,053
			63
			93
			356
			-236
			-17
			261

Form 990PF Part IV - Capital Gains and Losses for Tax on Investment Income - Columns a - d

List and describe the kind(s) of property sold (e g , real estate, (a) 2-story brick warehouse, or common stock, 200 shs MLC Co)	(b) How acquired P—Purchase D—Donation	(c) Date acquired (mo , day, yr)	(d) Date sold (mo , day, yr)
26 WELLTOWER INC		2015-02-25	2015-11-02
365 WERNER ENTERPRISES INC		2015-06-02	2015-08-28
8 WOLTERS KLUWER NV - ADR		2015-01-20	2016-03-10
127 WORTHINGTON INDS INC		2015-06-17	2016-04-07
236 WORTHINGTON INDS INC		2015-06-17	2016-04-20
963 XCERRA CORP		2015-05-28	2015-12-04
163 ZAGG INC		2015-12-04	2016-05-24
120 ACCENTURE PLC		2014-11-24	2015-08-19
70 ACCENTURE PLC		2014-11-24	2016-04-18
16 BUNGE LIMITED		2013-02-14	2016-04-22

Form 990PF Part IV - Capital Gains and Losses for Tax on Investment Income - Columns e - h

(e) Gross sales price	(f) Depreciation allowed (or allowable)	(g) Cost or other basis plus expense of sale	(h) Gain or (loss) (e) plus (f) minus (g)
1,691		2,105	-414
9,686		10,037	-351
302		238	64
4,401		3,483	918
8,895		6,472	2,423
5,955		8,697	-2,742
813		1,846	-1,033
12,347		10,201	2,146
8,029		5,951	2,078
952		1,168	-216

Form 990PF Part IV - Capital Gains and Losses for Tax on Investment Income - Columns i - l

Complete only for assets showing gain in column (h) and owned by the foundation on 12/31/69			(l) Gains (Col (h) gain minus col (k), but not less than -0-) or Losses (from col (h))
(i) F M V as of 12/31/69	(j) Adjusted basis as of 12/31/69	(k) Excess of col (i) over col (j), if any	
			-414
			-351
			64
			918
			2,423
			-2,742
			-1,033
			2,146
			2,078
			-216

Form 990PF Part IV - Capital Gains and Losses for Tax on Investment Income - Columns a - d

List and describe the kind(s) of property sold (e g , real estate, (a) 2-story brick warehouse, or common stock, 200 shs MLC Co)	(b) How acquired P—Purchase D—Donation	(c) Date acquired (mo , day, yr)	(d) Date sold (mo , day, yr)
142 MAIDEN HOLDINGS LTD		2014-06-20	2016-05-24
135 MEDTRONIC PLC		2015-01-28	2015-08-19
1489 452 GAI CORBIN MULTI STRATEGY FUND		2012-08-29	2015-06-30
7934 91 GAI CORBIN FUND 5% HOLDBACK		2015-06-30	2015-06-30
134 428 GAI AGILITY INCOME FUND		2011-06-28	2015-12-31
106 TRINSEO SA		2015-06-23	2016-04-22
46 TRINSEO SA		2015-06-23	2016-05-24
41 NXP SEMICONDUCTORS NV		2014-09-18	2015-08-12
40 NXP SEMICONDUCTORS NV		2015-06-16	2015-08-19
220 3552 RICI LINKED PAM TOTAL INDEX SER (RF)		2010-11-23	2015-06-30

Form 990PF Part IV - Capital Gains and Losses for Tax on Investment Income - Columns e - h

(e) Gross sales price	(f) Depreciation allowed (or allowable)	(g) Cost or other basis plus expense of sale	(h) Gain or (loss) (e) plus (f) minus (g)
1,815		1,704	111
10,464		10,388	76
158,698		152,714	5,984
7,935		7,935	
127,000		136,667	-9,667
4,615		2,971	1,644
2,092		1,289	803
3,735		2,975	760
3,499		4,121	-622
157,033		215,000	-57,967

Form 990PF Part IV - Capital Gains and Losses for Tax on Investment Income - Columns i - l

Complete only for assets showing gain in column (h) and owned by the foundation on 12/31/69			(l) Gains (Col (h) gain minus col (k), but not less than -0-) or Losses (from col (h))
(i) F M V as of 12/31/69	(j) Adjusted basis as of 12/31/69	(k) Excess of col (i) over col (j), if any	
			111
			76
			5,984
			-9,667
			1,644
			803
			760
			-622
			-57,967

Form 990PF Part IV - Capital Gains and Losses for Tax on Investment Income - Columns a - d

List and describe the kind(s) of property sold (e g , real estate, (a) 2-story brick warehouse, or common stock, 200 shs MLC Co)	(b) How acquired P—Purchase D—Donation	(c) Date acquired (mo , day, yr)	(d) Date sold (mo , day, yr)
454 NAVIOS MARITIME ACQUISITION		2015-08-05	2016-05-24
1375 TEEKAY TANKERS LTD		2015-04-15	2016-04-22
CAPITAL GAIN DIVIDENDS	P		

Form 990PF Part IV - Capital Gains and Losses for Tax on Investment Income - Columns e - h

(e) Gross sales price	(f) Depreciation allowed (or allowable)	(g) Cost or other basis plus expense of sale	(h) Gain or (loss) (e) plus (f) minus (g)
731		1,828	-1,097
5,205		8,564	-3,359
			62,586

Form 990PF Part IV - Capital Gains and Losses for Tax on Investment Income - Columns i - l

Complete only for assets showing gain in column (h) and owned by the foundation on 12/31/69			(l) Gains (Col (h) gain minus col (k), but not less than -0-) or Losses (from col (h))
(i) F M V as of 12/31/69	(j) Adjusted basis as of 12/31/69	(k) Excess of col (i) over col (j), if any	
			-1,097
			-3,359

Form 990PF Part XV Line 3 - Grants and Contributions Paid During the Year or Approved for Future Payment

Recipient	If recipient is an individual, show any relationship to any foundation manager or substantial contributor	Foundation status of recipient	Purpose of grant or contribution	Amount
Name and address (home or business)				
a Paid during the year				
THE POSSE FOUNDATION INC 101 MARIETTA STREET NW ATLANTA,GA 30303	NONE	PC	GENERAL SUPPORT	2,500
KENNESAW STATE UNIVERSITY 1000 CHASTAIN ROAD KENNESAW,GA 30144	NONE	PC	BAGWELL EDUCATION BLDG	5,000
FOSTER SIBLINGS REUNITED INC 6101 GOLDEN LANDING CANTON,GA 30114	NONE	PC	GENERAL SUPPORT	5,000
HOPE PO BOX 3166 DULUTH,GA 30096	NONE	PC	GENERAL SUPPORT	2,500
GEORGIA WORKS PO BOX 54722 ATLANTA,GA 30308	NONE	PC	GENERAL SUPPORT	5,000
CRISTO REY ATLANTA JESUIT HIGH SCHOOL 680 W PEACHTREE ST NW ATLANTA,GA 30308	NONE	PC	GENERAL SUPPORT	10,000
BOYS AND GIRLS CLUBS OF METRO ATLANTA 1275 PEACHTREE STREET SUITE 500 ATLANTA,GA 30309	NONE	PC	GENERAL SUPPORT	10,000
GIRL SCOUTS OF GREATER ATLANTA INC 5601 N ALLEN ROAD MAPLETON,GA 30126	NONE	PC	OUTREACH PROGRAM	5,000
ATLANTA SPEECH SCHOOL INC 3160 NORTHSIDE DRIVE ATLANTA,GA 30327	NONE	PC	FINANCIAL AID PROGRAM	100,000
THE SHELTERING ARMS 385 CENTENNIAL OLYMPIC PARK DR ATLANTA,GA 30313	NONE	PC	GENERAL SUPPORT	10,000
UNITED METHODIST CHILDRENS HOME OF THE NORTH GA CONFERENCE INC 500 S COLUMBIA DRIVE DECATUR,GA 30030	NONE	PC	GENERAL SUPPORT	10,000
ROBERT WOODRUFF ARTS CTR 1280 PEACHTREE ST NE ATLANTA,GA 30309	NONE	PC	EDUCATION IN ARTS PROGRAM	25,000
BIG BROTHERS BIG SISTERS OF METRO ATLANTA 1382 PEACHTREE STREET ATLANTA,GA 30309	NONE	PC	GENERAL SUPPORT	7,500
GEORGE WEST MENTAL HEALTH FDN INC 1961 NORTH DRUID HILLS ROAD ATLANTA,GA 30329	NONE	PC	GENERAL SUPPORT	5,000
LEKOTEK OF GEORGIA INC 1955 CLIFF VALLEY WAY SUITE 102 ATLANTA,GA 30329	NONE	PC	GENERAL SUPPORT	5,000
Total  3a				405,000

Form 990PF Part XV Line 3 - Grants and Contributions Paid During the Year or Approved for Future Payment

Recipient	If recipient is an individual, show any relationship to any foundation manager or substantial contributor	Foundation status of recipient	Purpose of grant or contribution	Amount
Name and address (home or business)				
a Paid during the year				
TREES ATLANTA INC 225 CHESTER AVENUE ATLANTA,GA 30316	NONE	PC	GENERAL SUPPORT	5,000
FRIENDS OF DISABLED ADULTS & CHILDREN TOO INC 4900 LEWIS ROAD STONE MOUNTAIN,GA 30083	NONE	PC	GENERAL SUPPORT	10,000
CHILDRENS HEALTHCARE OF ATL INC 1577 NORTHEAST EXPRESSWAY ATLANTA,GA 30329	NONE	PC	GENERAL SUPPORT	5,000
CAMP SUNSHINE INC 1850 CLAIRMONT ROAD DECATUR,GA 30033	NONE	PC	OPERATING EXPENSES	5,000
ASSN FOR CLINICAL PASTORAL EDU INC ONE WEST COURT SQUARE SUITE 325 DECATUR,GA 30030	NONE	PC	GENERAL SUPPORT	7,500
100 BLACK MEN OF AMERICA INC 141 AUBURN AVENUE NE ATLANTA,GA 30303	NONE	PC	GENERAL SUPPORT	15,000
ACTION MINISTRIES 17 EXECUTIVE PARK DR NE ATLANTA,GA 30168	NONE	PC	ENRICHMENT TO HOMELESS	7,500
CHATTAHOOCHEE RIVERKEEPER INC 3 PURITAN HILL ATLANTA,GA 30318	NONE	PC	GENERAL SUPPORT	5,000
RAINBOW VILLAGE INC 3160 MAIN STREET SUITE 100 DULUTH,GA 30096	NONE	PC	GENERAL SUPPORT	10,000
EAST LAKE FOUNDATION INC 2606 ALSTON DRIVE SE ATLANTA,GA 30317	NONE	PC	GENERAL SUPPORT	5,000
AGAPE COMMUNITY CENTER INC 2353 BOLTON RD NW SUITE 100 ATLANTA,GA 30318	NONE	PC	GENERAL SUPPORT	12,500
GOOD SAMARITAN HEALTH CTR INC 1015 DONALD LEE HOLLOWELL PKWY ATLANTA,GA 30318	NONE	PC	GENERAL SUPPORT	7,500
RAISING EXPECTATIONS INC PO BOX 92814 ATLANTA,GA 30314	NONE	PC	GENERAL SUPPORT	7,500
ATLANTA GIRLS SCHOOL INC 3254 NORTHSIDE PARKWAY NW ATLANTA,GA 30327	NONE	PC	FINANCIAL AID PROGRAM	5,000
MUSEUM OF CONTEMPORARY ART OF GEORGIA 75 BENNETT STREET SUITE A2 ATLANTA,GA 30309	NONE	PC	GENERAL SUPPORT	10,000
Total				405,000

Form 990PF Part XV Line 3 - Grants and Contributions Paid During the Year or Approved for Future Payment

Recipient	If recipient is an individual, show any relationship to any foundation manager or substantial contributor	Foundation status of recipient	Purpose of grant or contribution	Amount
Name and address (home or business)				
a <i>Paid during the year</i>				
GEORGIA TECH FOUNDATION INC 760 SPRING STREET NW ATLANTA, GA 30308	NONE	PC	GENERAL SUPPORT	80,000
Total				3a 405,000

TY 2015 Accounting Fees Schedule

Name: TW PRICE GILBERT JR CHARITABLE FUND

EIN: 58-2064640

Category	Amount	Net Investment Income	Adjusted Net Income	Disbursements for Charitable Purposes
TAX PREPARATION FEE (NON-ALLOC	1,000			1,000

TY 2015 Compensation Explanation

Name: TW PRICE GILBERT JR CHARITABLE FUND

EIN: 58-2064640

Person Name	Explanation
WELLS FARGO BANK NA	SEE ATTACHED FOOTNOTE

TY 2015 Investments Corporate Bonds Schedule

Name: TW PRICE GILBERT JR CHARITABLE FUND

EIN: 58-2064640

Name of Bond	End of Year Book Value	End of Year Fair Market Value
0258M0DC0 AMERICAN EXPRESS CRE	8,142	8,049
044820504 ASHMORE EMERG MKTS C	29,787	27,859
20030NBB6 COMCAST CORP	7,701	8,113
277911491 EATON VANCE FLOATING	84,974	80,614
29379VAV5 ENTERPRISE PRODUCTS	4,032	4,338
36962G3P7 GENERAL ELEC CAP COR	6,306	6,560
46625HHS2 JPMORGAN CHASE & CO	7,565	7,590
52470G742 WESTERN ASSET SMASH	54,793	54,168
52470G759 WESTERN ASSET SMASH	97,654	96,948
693390841 PIMCO HIGH YIELD FD-	159,149	219,409
06051GFB0 BANK OF AMERICA CORP	6,251	6,372
126650BW9 CVS CAREMARK CORP	5,365	5,408
172967GL9 CITIGROUP INC	4,032	4,088
861647501 STONE HARBOR LOCAL M	22,435	20,249
92343VBR4 VERIZON COMMUNICATIO	7,751	8,029
315920702 FID ADV EMER MKTS IN	204,907	204,599
693390882 PIMCO FOREIGN BD FD		
77958B402 T ROWE PRICE INST FL	100,000	97,168
345370CQ1 FORD MOTOR COMPANY	7,580	8,178
38141GVM3 GOLDMAN SACHS GROUP	6,194	6,330

Name of Bond	End of Year Book Value	End of Year Fair Market Value
58013MEX8 MCDONALD'S CORP	8,245	8,217
91086QBD9 UNITED MEXICAN STATE	7,158	7,291
949917652 WF SHORT-TERM BOND F	34,983	34,903

TY 2015 Investments Corporate Stock Schedule

Name: TW PRICE GILBERT JR CHARITABLE FUND
EIN: 58-2064640

Name of Stock	End of Year Book Value	End of Year Fair Market Value
14040H105 CAPITAL ONE FINANCIA	40,654	36,254
46625H100 JPMORGAN CHASE & CO	36,425	42,164
478160104 JOHNSON & JOHNSON	32,091	33,807
693475105 PNC FINANCIAL SERVIC	29,760	30,512
037833100 APPLE INC	45,360	51,428
458140100 INTEL CORP	27,340	25,114
594918104 MICROSOFT CORP	37,064	45,580
74005P104 PRAXAIR INC COM	22,661	19,226
92343V104 VERIZON COMMUNICATIO	26,015	26,977
778296103 ROSS STORES INC		
370334104 GENERAL MILLS INC	23,158	28,565
13342B105 CAMERON INTL CORP		
09062X103 BIOGEN INC	18,968	20,281
50540R409 LABORATORY CRP OF AM	7,994	9,724
902681105 UGI CORP NEW COM	6,319	7,382
881624209 TEVA PHARMACEUTICAL	8,665	8,247
139594105 CAPELLA EDUCATION CO		
32054K103 FIRST INDL RLTY TR I	2,206	4,680
48020Q107 JONES LANG LASALLE I		
001317205 AIA GROUP LTD-SP ADR	8,545	14,705
003021714 ABERDEEN EMERG MARKE		
009126202 AIR LIQUIDE - ADR	11,221	11,795
018805101 ALLIANZ SE ADR	8,810	12,142
03073E105 AMERISOURCEBERGEN CO	4,753	8,698
03524A108 ANHEUSER-BUSCH INBEV	19,330	25,623
03748R101 APARTMENT INVT & MGM	4,332	7,720
042068106 ARM HOLDINGS PLC - A	5,684	10,818
045387107 ASSA ABLOY AB-UNSP A	4,556	9,550
049255706 ATLAS COPCO AB ADR	5,245	5,997
053484101 AVALONBAY CMNTYS INC	11,829	15,829

Name of Stock	End of Year Book Value	End of Year Fair Market Value
055434203 BG GROUP PLC - ADR		
056752108 BAIDU INC ADR	12,991	13,926
089302103 BIG LOTS INC	7,609	10,826
09247X101 BLACKROCK INC	26,666	28,744
101121101 BOSTON PROPERTIES IN	10,802	14,699
118440106 BUCKLE INC COM		
12504L109 CBRE GROUP INC	11,508	12,477
133131102 CAMDEN PPTY TR SH BE		
136375102 CANADIAN NATL RR CO	4,828	8,301
16359R103 CHEMED CORP NEW		
225401108 CREDIT SUISSE GROUP	4,081	2,216
229663109 CUBESMART	3,031	7,610
23304Y100 DBS GROUP HOLDINGS L	6,967	7,037
23317H102 DDR CORP	2,395	3,063
237545108 DASSAULT SYSTEMES S.	7,145	16,022
254687106 WALT DISNEY CO	28,344	36,711
294752100 EQUITY ONE INC	4,455	6,246
29476L107 EQUITY RESIDENTIAL P	11,450	13,565
297178105 ESSEX PPTY TR COM	9,058	14,770
30225T102 EXTRA SPACE STORAGE	6,579	9,204
30249U101 FMC TECHNOLOGIES INC	27,504	21,321
307305102 FANUC CORPORATION AD	18,991	19,400
313747206 FEDERAL RLTY INVT TR	1,733	3,370
315616102 F5 NETWORKS INC	10,134	10,028
358029106 FRESENIUS MEDICAL CA	4,709	6,907
364730101 GANNETT INC		
370023103 GENERAL GROWTH PROPE	7,956	12,817
38143H381 GOLDMAN SACHS COMM S		
42217K106 HEALTH CARE REIT INC		
43858F109 HONG KONG EXCH & CLE		

Name of Stock	End of Year Book Value	End of Year Fair Market Value
44107P104 HOST HOTELS & RESORT		
45104G104 ICICI BANK LTD. - AD		
453038408 IMPERIAL OIL LTD COM		
465562106 ITAU UNIBANCO H-SPON	6,058	4,654
466140100 JGC CORP-UNSPONSORED	7,363	4,262
48667L106 KDDI CORP-UNSPONSORE	6,277	8,941
494368103 KIMBERLY CLARK CORP	24,321	27,314
500458401 KOMATSU LIMITED - AD	4,776	3,416
502117203 L'OREAL - ADR	6,767	11,211
502441306 LVMH MOET HENNESSY U	4,037	4,075
515098101 LANDSTAR SYS INC COM		
58933Y105 MERCK & CO INC NEW	25,637	25,036
592688105 METTLER-TOLEDO INTL	3,984	4,504
62474M108 MTN GROUP LTD ADR	7,249	3,080
641069406 NESTLE S.A. REGISTER	11,212	15,223
66987V109 NOVARTIS AG - ADR	12,825	15,027
670100205 NOVO NORDISK A/S - A	2,819	7,902
705015105 PEARSON PLC - ADR		
731068102 POLARIS INDS INC COM		
74340W103 PROLOGIS INC	9,095	14,544
74460D109 PUBLIC STORAGE INC C	4,420	11,417
747525103 QUALCOMM INC		
749660106 RPC INC		
771195104 ROCHE HOLDINGS LTD -	31,711	34,886
780259107 ROYAL DUTCH SHELL PL	11,320	12,049
780259206 ROYAL DUTCH SHELL PL	9,806	7,516
78440X101 SL GREEN REALTY CORP	7,430	10,846
803054204 SAP SE	7,742	12,728
803866300 SASOL LIMITED - ADR	5,228	3,837
804395101 SAUL CTRS INC COM	2,513	3,596

Name of Stock	End of Year Book Value	End of Year Fair Market Value
806857108 SCHLUMBERGER LTD	9,116	9,385
80687P106 SCHNEIDER ELECTRIC S		
828806109 SIMON PROPERTY GROUP	18,711	38,145
83569C102 SONOVA HOLDIN-UNSPON	2,812	4,419
86272T106 STRATEGIC HOTELS & R		
87162H103 SYNTEL INC		
87184P109 SYSMEX CORP-UNSPON A	3,433	13,226
874039100 TAIWAN SEMICONDUCTOR	8,277	16,414
875465106 TANGER FACTORY OUTLE	1,532	1,620
900148701 TURKIYE GARANTI BANK	7,188	3,876
904767704 UNILEVER PLC - ADR	13,159	15,536
92276F100 VENTAS INC COM	1,639	2,653
G16962105 BUNGE LIMITED	7,995	8,115
M22465104 CHECK POINT SOFTWARE	6,599	6,798
025932104 AMERICAN FINL GROUP		
05946K101 BANCO BILBAO VIZCAYA	5,598	3,827
072743206 BAYERISCHE MOTOREN W	7,675	6,697
112463104 BROOKDALE SR LIVING		
126650100 CVS HEALTH CORPORATI	26,981	27,006
17275R102 CISCO SYSTEMS INC	16,929	17,430
233326107 DST SYS INC COM	10,478	10,520
264411505 DUKE REALTY CORPORAT	4,676	6,131
268648102 E M C CORP MASS		
26884U109 EPR PROPERTIES	4,091	6,486
457187102 INGREDION INC	8,719	15,616
465685105 ITC HLDGS CORP		
501173207 KUBOTA LIMITED - ADR	4,525	4,318
57686G105 MATSON INC.		
64126X201 NEUSTAR INC	10,711	10,103
690768403 OWENS ILL INC COM NE		

Name of Stock	End of Year Book Value	End of Year Fair Market Value
70509V100 PEBBLEBROOK HOTEL TR	4,864	4,893
86562X106 SUMITOMO MITSUI TR-S		
866674104 SUN CMNTYS INC COM	4,654	5,866
867892101 SUNSTONE HOTEL INVS	4,555	4,371
86959C103 SVENSKA HANDELSB-A-U		
88019R690 TEMPLETON EMER MKT S	54,380	63,245
887317303 TIME WARNER INC	32,568	30,264
90384S303 ULTA SALON COSMETICS		
90460M204 UNI CHARM CORPORATIO		
91307C102 UNITED THERAPEUTICS	4,415	5,477
929042109 VORNADO REALTY TRUST	3,099	4,107
92937A102 WPP PLC NEW ADR	7,035	14,375
G0408V102 AON PLC	7,479	8,305
G1151C101 ACCENTURE PLC	27,203	38,070
00770G847 JOHCM INTERNATIONAL	123,086	123,411
008252108 AFFILIATED MANAGERS	10,521	10,238
03027X100 AMERICAN TOWER CORP	4,951	5,289
032359309 AMTRUST FINANCIAL SE	4,716	5,861
042735100 ARROW ELECTRS INC		
05566U108 BOFI HOLDING INC		
071813109 BAXTER INTL INC		
088606108 BHP BILLITON LIMITED	11,952	6,365
099724106 BORG WARNER INC.	11,647	10,617
124830100 CBL & ASSOC PPTYS IN		
22160K105 COSTCO WHOLESALE COR	18,793	24,547
231021106 CUMMINS INC.	22,868	18,888
243537107 DECKERS OUTDOOR CORP		
248019101 DELUXE CORP	18,436	18,757
35952Q106 FUCHS PETROLUB SE-PR	5,021	4,470
375558103 GILEAD SCIENCES INC	21,525	22,200

Name of Stock	End of Year Book Value	End of Year Fair Market Value
458334109 INTER PARFUMS INC	10,583	9,532
49427F108 KILROY REALTY CORP C	2,622	3,284
50048H101 KONE OYJ-B-UNSPONSOR	3,674	3,859
536797103 LITHIA MOTORS INC CL	7,572	8,975
606783207 MITSUBISHI ESTATE CO	6,836	4,366
61022V107 MONOTARO CO LTD-UNSP	1,807	5,600
743713109 PROTO LABS INC	10,741	8,751
78454L100 SM ENERGY CO		
80007R105 SANDS CHINA LTD-UNSP		
87157D109 SYNAPTICS INC	2,830	4,884
872540109 TJX COMPANIES INC	20,654	27,403
883556102 THERMO FISHER SCIENT	19,839	24,283
89531P105 TREX COMPANY INC	6,362	5,782
90267B682 ETRACS ALERIAN MLP U	105,300	69,666
902973304 US BANCORP	28,806	27,619
90347A100 UBIQUITI NETWORKS IN		
911312106 UNITED PARCEL SERVIC	29,199	29,896
911363109 UNITED RENTAL INC CO	8,717	12,680
92220P105 VARIAN MED SYS INC	8,132	8,031
92826C839 VISA INC-CLASS A SHR	21,786	32,365
00507G102 ACTELION LTD-UNSP AD	7,195	9,431
015271109 ALEXANDRIA REAL ESTA	5,199	5,523
02917T104 AMERICAN REALTY CAPI		
03232P405 AMSURG CORP	5,054	7,479
03485P201 ANGLO AMERN PLC ADR		
041356205 ARLINGTON ASSET INVE		
045055100 ASHTEAD GROUP PLC-UN	3,157	2,767
045519402 ASSOC BRITISH FOODS-	4,577	4,043
046433108 ASTRONICS CORP COM		
048173108 ATLANTIA SPA-UNSPONS		

Name of Stock	End of Year Book Value	End of Year Fair Market Value
05565A202 BNP PARIBAS - ADR		
072730302 BAYER AG - ADR	4,674	3,339
08160H101 BENCHMARK ELECTRS IN		
095180105 BLOUNT INTERNATIONAL		
110448107 BRITISH AMERICAN TOB	12,927	13,017
111621306 BROCADE COMMUNICATIO	6,344	6,161
12637N204 CSL LTE-SPONSORED AD	3,085	7,497
128030202 CAL MAINE FOODS INC	5,086	6,275
142339100 CARLISLE COS INC		
142795202 CARLSBERG AS-B-SPON	6,577	7,010
15135B101 CENTENE CORP DEL		
194162103 COLGATE PALMOLIVE CO	25,555	26,404
204319107 COMPAGNIE FINANCIERE	5,115	3,057
210771200 CONTINENTAL AG-SPONS	3,843	3,687
23381B106 DAIKIN INDUSTRIES-UN		
234062206 DAIWA HOUSE IND LTD	9,156	12,729
235851102 DANAHER CORP	36,252	43,278
24869P104 DENNYS CORP	6,693	6,116
260003108 DOVER CORP COM		
26168L205 DREW INDUSTRIES INC		
26875P101 EOG RESOURCES, INC	27,573	24,001
28140H203 EDUCATION REALTY TRU	3,288	4,108
29084Q100 EMCOR GROUP INC COM	6,315	6,609
292218104 EMPLOYERS HOLDINGS I	6,516	8,746
292505104 ENCANA CORP		
29355A107 ENPHASE ENERGY INC		
30219G108 EXPRESS SCRIPTS HOLD	26,766	26,065
30239F106 FBL FINL GROUP INC C	6,372	8,556
30255G103 FCB FINANCIAL HOLDIN	5,046	8,170
303075105 FACTSET RESH SYS INC	10,633	10,658

Name of Stock	End of Year Book Value	End of Year Fair Market Value
31422T101 FEDERATED NATIONAL H	8,347	7,208
34988V106 FOSSIL GROUP INC	10,145	2,815
35804M105 FRESENIUS SE & CO-SP	4,421	6,880
36162J106 GEO GROUP INC/THE		
37253A103 GENTHERM INC	9,536	7,755
379577208 GLOBUS MEDICAL INC -	5,795	6,230
38259P508 GOOGLE INC		
388689101 GRAPHIC PACKAGING HL	6,275	7,223
393657101 THE GREENBRIER COMPA	6,237	2,497
40418F108 HFF INC		
40428X222 HSBC FRONTIER MARKET	230,364	166,755
421924309 HEALTHSOUTH REHABILI	6,469	7,016
437076102 HOME DEPOT INC	28,504	38,315
450911201 ITT CORP		
45672B305 INFORMA PLC-SP ADR	5,641	6,697
45772F107 INPHI CORP	3,670	7,486
458118106 INTEGRATED DEVICE TE	6,314	8,873
45824V209 INSYS THERAPEUTICS I		
45825N107 INTELIGENT INC		
46113M108 INTERVAL LEISURE GRO		
46145F105 INVESTMENT TECHNOLOG		
471105205 JAPAN TOBACCO INC-UN	8,044	9,727
477143101 JETBLUE AWYS CORP		
48123V102 J2 GLOBAL INC	6,316	8,438
48241F104 KBC GROEP NV-UNSP AD	3,843	3,733
516012101 LANNETT INC		
518415104 LATTICE SEMICONDUCTO		
53224V100 LIFELOCK INC		
535223200 LINDE AG ADR	5,881	4,937
539439109 LLOYDS BANKING GROUP	11,008	9,070

Name of Stock	End of Year Book Value	End of Year Fair Market Value
554382101 MACERICH CO COM		
560877300 MAKITA CORPORATION -	7,404	7,854
576853105 MATRIX SVC CO	8,611	5,501
58502L104 MEDIOLANUM SPA-UNSP0		
591520200 METHODE ELECTRON INC	6,684	5,046
603158106 MINERALS TECHNOLOGIE	12,005	12,442
636220303 NATIONAL GENERAL HOL	6,682	7,401
64128R608 NEUBERGER BERMAN LON	150,000	148,837
646025106 NEW JERSEY RES CORP		
67069D108 NUTRI SYS INC	5,376	7,789
670704105 NUVASIVE INC	5,447	8,373
682128103 OMNIVISION TECHNOLOG		
713831105 PERICOM SEMICONDUCTO		
71714F104 PHARMERICA CORP	6,313	5,766
74144Q203 T ROWE PRICE INST EM	452,469	433,995
74253Q747 PRINCIPAL MIDCAP FD-	204,000	203,720
74267C106 PROASSURANCE CORPORA		
744320102 PRUDENTIAL FINL INC	26,845	25,360
74435K204 PRUDENTIAL PLC - ADR	13,883	11,738
74736A103 QTS REALTY TRUST INC	4,214	7,544
74925K581 BOSTON P LNG/SHRT RE	150,000	151,005
74972G103 RPX CORP	6,325	3,668
756568101 RED ELECTRICA COR-UN	5,701	6,034
761655604 REXAM PLC-SPONSORED	3,782	3,859
770323103 ROBERT HALF INTL INC	11,841	8,360
780641205 KONINKLIJKE KPN N.V.	3,191	4,002
783332109 RUTH'S HOSPITALITY G	6,355	8,504
783513104 RYANAIR HOLDINGS PLC		
78392U105 RYOHIN KEIKAKU CO-UN	2,628	4,959
78462F103 SPDR S & P 500 ETF T		

Name of Stock	End of Year Book Value	End of Year Fair Market Value
78463X863 SPDR DJ WILSHIRE INT	94,652	90,324
79588J102 SAMPO OYJ-A SHS-UNSP	7,084	6,227
801056102 SANMINA CORP	6,455	7,555
81619Q105 SELECT MEDICAL HOLDI	6,324	5,068
81783H105 SEVEN & I HOLDINGS C	6,933	6,785
82481R106 SHIRE PLC ADR	9,575	9,308
830566105 SKECHERS U S A INC	2,342	4,894
833034101 SNAP ON INC	27,062	32,364
83404D109 SOFTBANK GROUP CORP-	10,850	8,290
835699307 SONY CORPORATION - A	4,926	5,210
84473L105 SOUTH32 - ADR-W/I		
847560109 SPECTRA ENERGY CORP	28,794	24,532
85771P102 STATOIL ASA ADR		
862121100 STORE CAPITAL CORP	5,840	6,331
863667101 STRYKER CORP	26,990	32,792
86562M209 SUMITOMO TRUST AND B	10,109	7,846
868459108 SUPERNUS PHARMACEUTI	3,228	7,160
870195104 SWEDBANK AB ADR	6,995	5,887
87155N109 SYMRISE AG ADR	4,239	4,911
87944W105 TELENOR ASA - ADR	6,374	4,636
88164L100 TESSERA TECHNOLOGIES	6,385	5,680
888706108 TIVO INC		
891092108 TORO CO		
891826109 TOWER INTERNATIONAL	6,396	3,987
894648104 TRECORA RESOURCES		
904708104 UNIFIRST CORP MASS	6,411	7,172
913004107 UNITED STATIONERS IN		
913483103 UNIVERSAL ELECTRONIC		
91704F104 URBAN EDGE PROPERTIE		
918204108 V F CORP	29,321	24,928

Name of Stock	End of Year Book Value	End of Year Fair Market Value
919134304 VALEO - ADR	5,383	6,704
927320101 VINCI SA ADR	4,801	6,022
92939N102 WP GLIMCHER INC		
977868306 WOLSELEY PLC	7,632	8,485
977874205 WOLTERS KLUWER NV -	4,973	7,149
G5753U112 MAIDEN HOLDINGS LTD	6,456	7,059
G5960L103 MEDTRONIC PLC	33,089	34,606
G81276100 SIGNET JEWELERS LIMI	4,536	4,355
N6596X109 NXP SEMICONDUCTORS N	30,040	29,292
Y8565N102 TEEKAY TANKERS LTD		
015393101 ALFA LAVAL AB-UNSPON	3,803	3,803
02079K305 ALPHABET INC CL A	37,224	50,922
024835100 AMERICAN CAMPUS CMNT	4,045	4,232
04010E109 ARGAN INC	6,936	6,767
044103109 ASHFORD HOSPITALITY	8,000	4,794
053774105 AVIS BUDGET GROUP	10,212	10,320
053807103 AVNET INC	11,625	10,586
05970D106 BANCA MEDIOLANUM SPA	2,042	2,048
090672106 BIOTELEMETRY INC	4,898	8,797
139098107 CAPGEMINI SA ADR	3,320	3,955
172755100 CIRRUS LOGIC INC	6,507	7,920
174610105 CITIZENS FINANCIAL G	19,739	17,663
19624Y101 COLOPLAST AS - UNSPO	4,366	4,483
19765Y688 COLUMB SEL LGE CAP G	542,000	506,953
199908104 COMFORT SYS USA INC	6,972	6,784
20449X302 COMPASS GROUP PLC -	7,499	8,230
212485106 CONVERGYS CORP	9,512	11,361
22544R305 CREDIT SUISSE COMM R	143,565	155,297
22822V101 CROWN CASTLE INTL CO	4,124	4,359
242370203 DEAN FOODS CO	6,854	7,093

Name of Stock	End of Year Book Value	End of Year Fair Market Value
29444U700 EQUINIX INC	14,874	18,100
29977A105 EVERCORE PARTNERS IN	6,710	6,552
30219E103 EXPRESS INC	16,631	12,737
359694106 FULLER H B CO	12,040	12,557
361592108 GEA GROUP AG ADR	2,758	3,115
37518B102 GIGAMON INC	6,831	7,725
398438408 GRIFOLS SA-ADR	4,413	4,166
40049J206 GRUPO TELEVISA, S.A.	3,630	3,717
404609109 HACKETT GROUP INC	5,742	7,091
42727J102 HERITAGE INSURANCE H	8,824	6,119
43300A104 HILTON WORLDWIDE HOL	2,864	3,179
443320106 HUB GROUP INC	10,015	10,645
44930G107 ICU MED INC COM	5,894	6,447
45073V108 ITT INC	6,378	4,758
452308109 ILLINOIS TOOL WORKS	20,141	23,327
45329R109 INC RESEARCH HOLDING	7,201	7,571
45685L100 INFRAREIT INC	5,744	4,842
46123D205 INVENSENSE INC	6,921	3,523
526107107 LENNOX INTERNATIONAL	4,940	6,043
562750109 MANHATTAN ASSOCIATES	6,082	6,593
602496101 MIMEDX GROUP INC	7,143	4,864
631512100 NASPERS LTD ADR	7,906	8,572
651229106 NEWELL BRANDS, INC	23,172	26,945
701491102 PARK24 CO LTD-SPN AD	4,642	4,745
71943U104 PHYSICIANS REALTY TR	3,920	4,197
758849103 REGENCY CENTERS CORP	3,680	3,983
759351604 REINSURANCE GROUP AM	10,334	10,806
759530108 RELX PLC	6,485	6,919
76009N100 RENT-A-CENTER INC	10,460	5,202
783513203 RYANAIR HOLDINGS PLC	2,635	4,195

Name of Stock	End of Year Book Value	End of Year Fair Market Value
811065101 SCRIPPS NETWORKS INT	9,309	9,651
81616X103 SELECT COMFORT CORPO	10,185	8,273
81768T108 SERVISFIRST BANCShar	9,674	10,356
830879102 SKYWEST INC	6,319	6,396
831756101 SMITH & WESSON HLDG	6,391	5,483
848577102 SPIRIT AIRLINES INC	11,055	9,650
84860W102 SPIRIT RLTY CAP INC	5,739	6,160
864909106 SUCAMPO PHARMACEUTIC	7,001	3,798
86800U104 SUPER MICRO COMPUTER	8,082	8,056
87817A107 TEAM HEALTH HOLDINGS	6,065	7,243
88031M109 TENARIS S.A. - ADR	3,829	3,912
910710102 UNITED INSURANCE HOL	6,187	6,164
92852T201 VIVENDI SA-UNSPON AD	4,789	3,987
929566107 WABASH NATL CORP	7,091	8,465
94733A104 WEB.COM GROUP INC	6,310	5,396
95040Q104 WELLTOWER INC	14,143	17,434
978097103 WOLVERINE WORLD WIDE	9,938	10,380
981560105 WORLDPAY GROUP PLC-U	2,626	2,722
98884U108 ZAGG INC	6,966	2,986
L9340P101 TRINSEO SA	4,934	8,288
N47279109 INTERXION HOLDING NV	3,567	4,121
Y62159101 NAVIOS MARITIME ACQU	6,916	3,195

TY 2015 Investments Government Obligations Schedule

Name: TW PRICE GILBERT JR CHARITABLE FUND

EIN: 58-2064640

**US Government Securities - End of
Year Book Value:**

159,025

**US Government Securities - End of
Year Fair Market Value:**

161,453

**State & Local Government
Securities - End of Year Book
Value:**

**State & Local Government
Securities - End of Year Fair
Market Value:**

TY 2015 Investments - Other Schedule**Name:** TW PRICE GILBERT JR CHARITABLE FUND**EIN:** 58-2064640

Category / Item	Listed at Cost or FMV	Book Value	End of Year Fair Market Value
GRA994205 GRAHAM ALT INV FD II	AT COST	176,504	173,758
GTY995004 GAI AGILITY INCOME F	AT COST	144,432	138,627
RCI991006 RICI LINKED PAM TOTA			
70299RF16 PARTNERS GROUP PRIV	AT COST	238,784	444,400
GTC997004 GAI CORBIN MULTI STR			
SKY990RF9 SKYBRIDGE MULTI-ADVI	AT COST	200,000	180,051
GTA994003 GAI AURORA OPPORTUNI	AT COST	150,000	136,164
GTC999HB8 GAI CORBIN FUND 5% H	AT COST	7,935	7,935

TY 2015 Other Decreases Schedule

Name: TW PRICE GILBERT JR CHARITABLE FUND

EIN: 58-2064640

Description	Amount
MUTUAL FUND POSTING DATE AFTER TYE	3,918
SALES WITH LOSS EFFECTIVE DATE PRIOR TY	3,947
DISALLOWED WASH SALES	3,302

TY 2015 Other Expenses Schedule

Name: TW PRICE GILBERT JR CHARITABLE FUND

EIN: 58-2064640

Description	Revenue and Expenses per Books	Net Investment Income	Adjusted Net Income	Disbursements for Charitable Purposes
ADR FEES	1,172	1,172		0
PARTNERSHIP OTHER DEDUCTIONS		3,987		0

TY 2015 Other Income Schedule**Name:** TW PRICE GILBERT JR CHARITABLE FUND**EIN:** 58-2064640

Description	Revenue And Expenses Per Books	Net Investment Income	Adjusted Net Income
FEE REBATES	4,145	4,145	
PARTNERSHIP INTEREST INC		57	
PARTNERSHIP NET ST GAIN		4,599	
PARTNERSHIP OTHER INCOME		22,931	

TY 2015 Other Increases Schedule

Name: TW PRICE GILBERT JR CHARITABLE FUND

EIN: 58-2064640

Description	Amount
MUTUAL FUND TAX EFFECTIVE DATE BEFORE TYE	4,186
ROC BASIS ADJUSTMENTS	823
PURCHASE ACCRUED INT POSTING AFTER TY	83
SALES WITH GAIN EFFECTIVE DATE PRIOR TY	14,481
SALES WITH LOSS POSTING AFTER TYE	3,891
MUTUAL FUND ADJUSTMENTS	655
ROUNDING	8

TY 2015 Other Professional Fees Schedule**Name:** TW PRICE GILBERT JR CHARITABLE FUND**EIN:** 58-2064640

Category	Amount	Net Investment Income	Adjusted Net Income	Disbursements for Charitable Purposes
INVESTMENT MGMT FEES- SUBJECT T	7,335	7,335		

TY 2015 Taxes Schedule**Name:** TW PRICE GILBERT JR CHARITABLE FUND**EIN:** 58-2064640

Category	Amount	Net Investment Income	Adjusted Net Income	Disbursements for Charitable Purposes
FOREIGN TAXES	2,957	2,957		0
FEDERAL ESTIMATES - PRINCIPAL	1,869	0		0
FOREIGN TAXES ON QUALIFIED FOR	2,267	2,267		0
FOREIGN TAXES ON NONQUALIFIED	510	510		0