



See a Social Security Number? Say Something!
Report Privacy Problems to <https://public.resource.org/privacy>
Or call the IRS Identity Theft Hotline at 1-800-908-4490



Form **990-PF**Department of the Treasury
Internal Revenue Service**Return of Private Foundation**

or Section 4947(a)(1) Trust Treated as Private Foundation

▶ Do not enter social security numbers on this form as it may be made public

▶ Information about Form 990-PF and its separate instructions is at www.irs.gov/form990pf

OMB No 1545-0052

2015**Open to Public Inspection**For calendar year 2015 or tax year beginning 05/01, 2015, and ending 04/30, 2016Name of foundation TR U/W A AND AL SINSHEIMER FOUNDATIONP60134007

A Employer identification number

13-6047421

Number and street (or P.O. box number if mail is not delivered to street address)

Room/suite

B Telephone number (see instructions)

10 S DEARBORN IL1-0117866-888-5157

City or town, state or province, country, and ZIP or foreign postal code

CHICAGO, IL 60603

G Check all that apply

Initial return

Initial return of a former public charity

Final return

Amended return

Address change

Name change

H Check type of organization

☒ Section 501(c)(3) exempt private foundation☐ Section 4947(a)(1) nonexempt charitable trust☐ Other taxable private foundation

I Fair market value of all assets at

end of year (from Part II, col. (c), line

16) ▶ \$ 9,613,372

J Accounting method

☒ Cash☐ Accrual☐ Other (specify)

(Part I, column (d) must be on cash basis)

C If exemption application is pending, check here ☐D 1 Foreign organizations, check here ☐2 Foreign organizations meeting the 85% test, check here and attach computation ☐E If private foundation status was terminated under section 507(b)(1)(A), check here ☐F If the foundation is in a 60-month termination under section 507(b)(1)(B), check here ☐**Part I Analysis of Revenue and Expenses** (The total of amounts in columns (b), (c), and (d) may not necessarily equal the amounts in column (a) (see instructions))

	(a) Revenue and expenses per books	(b) Net investment income	(c) Adjusted net income	(d) Disbursements for charitable purposes (cash basis only)
Revenue				
1 Contributions, gifts, grants, etc. received (attach schedule)				
2 Check <input checked="" type="checkbox"/> if the foundation is not required to attach Sch. B				
3 Interest on savings and temporary cash investments				
4 Dividends and interest from securities	157,145	157,112		
5a Gross rents				
b Net rental income or (loss)				
6a Net gain or (loss) from sale of assets not on line 10	18,443			
b Gross sales price for all assets on line 6a <u>2,435,721</u>				
7 Capital gain net income (from Part IV, line 2)		18,443		
8 Net short-term capital gain				
9 Income modifications				
10a Gross sales less returns and allowances				
b Less: Cost of goods sold				
c Gross profit or (loss) (attach schedule)				
11 Other income (attach schedule)	5,175	-62		STMT 1
12 Total Add lines 1 through 11	180,763	175,493		
13 Compensation of officers, directors, trustees, etc.	102,762	61,657		41,105
14 Other employee salaries and wages		NONE	NONE	
15 Pension plans, employee benefits		NONE	NONE	
16a Legal fees (attach schedule)				
b Accounting fees (attach schedule)				
c Other professional fees (attach schedule)				
17 Interest				
18 Taxes (attach schedule) (see instructions) <u>2</u>	9,349	2,949		
19 Depreciation (attach schedule) and depletion				
20 Occupancy				
21 Travel, conferences, and meetings		NONE	NONE	
22 Printing and publications		NONE	NONE	
23 Other expenses (attach schedule) <u>STMT 3</u>	750			750
24 Total operating and administrative expenses				
Add lines 13 through 23	112,861	64,606	NONE	41,855
25 Contributions, gifts, grants paid	582,300			582,300
26 Total expenses and disbursements Add lines 24 and 25	695,161	64,606	NONE	624,155
27 Subtract line 26 from line 12				
a Excess of revenue over expenses and disbursements	-514,398			
b Net investment income (if negative, enter 0)		110,887		
c Adjusted net income (if negative, enter 0-)				

For Paperwork Reduction Act Notice, see instructions

Form **990-PF** (2015)

PE9150 501G 12/07/2016 17 43 01

P60134007

4

970

ENVELOPE
RETURN TO MAIL
DEC 09 2016

SCANNED DEC 20 2016



Part II Balance Sheets		Attached schedules and amounts in the description column should be for end-of-year amounts only (See instructions)		Beginning of year	End of year	
				(a) Book Value	(b) Book Value	(c) Fair Market Value
Assets	1	Cash - non-interest-bearing		67,733.		
	2	Savings and temporary cash investments		672,946.	381,170.	381,170.
	3	Accounts receivable ▶				
		Less allowance for doubtful accounts ▶				
	4	Pledges receivable ▶				
		Less allowance for doubtful accounts ▶				
	5	Grants receivable				
	6	Receivables due from officers, directors, trustees, and other disqualified persons (attach schedule) (see instructions)				
	7	Other notes and loans receivable (attach schedule) ▶				
		Less allowance for doubtful accounts ▶	NONE			
	8	Inventories for sale or use				
	9	Prepaid expenses and deferred charges				
	10a	Investments - U.S. and state government obligations (attach schedule) .				
	b	Investments - corporate stock (attach schedule)		5,848,224.	5,304,088.	6,252,893.
	c	Investments - corporate bonds (attach schedule)		534,569.	1,107,230.	1,129,219.
	Liabilities	11	Investments - land, buildings, and equipment basis ▶ Less accumulated depreciation ▶ (attach schedule)			
12		Investments - mortgage loans				
13		Investments - other (attach schedule)		1,656,102.	1,486,809.	1,850,090.
14		Land, buildings, and equipment basis ▶ Less accumulated depreciation ▶ (attach schedule)				
15		Other assets (describe ▶)				
16		Total assets (to be completed by all filers - see the instructions. Also, see page 1, item I)		8,779,574.	8,279,297.	9,613,372.
17		Accounts payable and accrued expenses				
18		Grants payable				
19		Deferred revenue				
20		Loans from officers, directors, trustees, and other disqualified persons .				
21	Mortgages and other notes payable (attach schedule)					
22	Other liabilities (describe ▶)					
23	Total liabilities (add lines 17 through 22)				NONE	
Net Assets or Fund Balances	Foundations that follow SFAS 117, check here ▶ <input type="checkbox"/> and complete lines 24 through 26 and lines 30 and 31.					
	24	Unrestricted				
	25	Temporarily restricted				
	26	Permanently restricted				
	Foundations that do not follow SFAS 117, check here ▶ <input checked="" type="checkbox"/> and complete lines 27 through 31.					
	27	Capital stock, trust principal, or current funds		8,779,574.	8,279,297.	
	28	Paid-in or capital surplus, or land, bldg, and equipment fund				
	29	Retained earnings, accumulated income, endowment, or other funds . .				
30	Total net assets or fund balances (see instructions)		8,779,574.	8,279,297.		
31	Total liabilities and net assets/fund balances (see instructions)		8,779,574.	8,279,297.		

Part III Analysis of Changes in Net Assets or Fund Balances

1	Total net assets or fund balances at beginning of year - Part II, column (a), line 30 (must agree with end-of-year figure reported on prior year's return)	1	8,779,574.
2	Enter amount from Part I, line 27a	2	-514,398.
3	Other increases not included in line 2 (itemize) ▶ COST BASIS ADJUSTMENT	3	14,121.
4	Add lines 1, 2, and 3	4	8,279,297.
5	Decreases not included in line 2 (itemize) ▶	5	
6	Total net assets or fund balances at end of year (line 4 minus line 5) - Part II, column (b), line 30	6	8,279,297.

Part IV Capital Gains and Losses for Tax on Investment Income

(a) List and describe the kind(s) of property sold (e.g., real estate, 2-story brick warehouse; or common stock, 200 shs. MLC Co.)			(b) How acquired P - Purchase D - Donation	(c) Date acquired (mo., day, yr.)	(d) Date sold (mo., day, yr.)
1a PUBLICLY TRADED SECURITIES					
b					
c					
d					
e					
(e) Gross sales price	(f) Depreciation allowed (or allowable)	(g) Cost or other basis plus expense of sale	(h) Gain or (loss) (e) plus (f) minus (g)		
a 2,435,721.		2,417,278.	18,443.		
b					
c					
d					
e					
Complete only for assets showing gain in column (h) and owned by the foundation on 12/31/69					
(i) F.M.V. as of 12/31/69	(j) Adjusted basis as of 12/31/69	(k) Excess of col. (i) over col. (j), if any	(l) Gains (Col. (h) gain minus col. (k), but not less than -0-) or Losses (from col. (h))		
a			18,443.		
b					
c					
d					
e					
2 Capital gain net income or (net capital loss) { If gain, also enter in Part I, line 7 If (loss), enter -0- in Part I, line 7 }			2	18,443.	
3 Net short-term capital gain or (loss) as defined in sections 1222(5) and (6). If gain, also enter in Part I, line 8, column (c) (see instructions). If (loss), enter -0- in Part I, line 8			3		

Part V Qualification Under Section 4940(e) for Reduced Tax on Net Investment Income

(For optional use by domestic private foundations subject to the section 4940(a) tax on net investment income.)

If section 4940(d)(2) applies, leave this part blank.

Was the foundation liable for the section 4942 tax on the distributable amount of any year in the base period?

☐ Yes ☒ No

If "Yes," the foundation does not qualify under section 4940(e). Do not complete this part.

1 Enter the appropriate amount in each column for each year; see the instructions before making any entries.

(a) Base period years Calendar year (or tax year beginning in)	(b) Adjusted qualifying distributions	(c) Net value of noncharitable-use assets	(d) Distribution ratio (col. (b) divided by col. (c))
2014	480,522.	10,573,051.	0.045448
2013	525,959.	10,266,942.	0.051228
2012	453,890.	9,444,365.	0.048059
2011	484,937.	9,277,973.	0.052268
2010	550,404.	9,404,514.	0.058526
2 Total of line 1, column (d)			2 0.255529
3 Average distribution ratio for the 5-year base period - divide the total on line 2 by 5, or by the number of years the foundation has been in existence if less than 5 years			3 0.051106
4 Enter the net value of noncharitable-use assets for 2015 from Part X, line 5			4 9,773,466.
5 Multiply line 4 by line 3			5 499,483.
6 Enter 1% of net investment income (1% of Part I, line 27b)			6 1,109.
7 Add lines 5 and 6			7 500,592.
8 Enter qualifying distributions from Part XII, line 4 If line 8 is equal to or greater than line 7, check the box in Part VI, line 1b, and complete that part using a 1% tax rate. See the Part VI instructions.			8 624,155.

Part VI Excise Tax Based on Investment Income (Section 4940(a), 4940(b), 4940(e), or 4948 - see instructions)

1a Exempt operating foundations described in section 4940(d)(2), check here <input type="checkbox"/> and enter "N/A" on line 1 Date of ruling or determination letter _____ (attach copy of letter if necessary - see instructions)	1	1,109.
b Domestic foundations that meet the section 4940(e) requirements in Part V, check here <input checked="" type="checkbox"/> and enter 1% of Part I, line 27b		
c All other domestic foundations enter 2% of line 27b Exempt foreign organizations enter 4% of Part I, line 12, col. (b).		
2 Tax under section 511 (domestic section 4947(a)(1) trusts and taxable foundations only. Others enter -0-)	2	
3 Add lines 1 and 2	3	1,109.
4 Subtitle A (income) tax (domestic section 4947(a)(1) trusts and taxable foundations only. Others enter -0-)	4	NONE
5 Tax based on investment income. Subtract line 4 from line 3. If zero or less, enter -0-	5	1,109.
6 Credits/Payments		
a 2015 estimated tax payments and 2014 overpayment credited to 2015	6a	8,164.
b Exempt foreign organizations - tax withheld at source	6b	NONE
c Tax paid with application for extension of time to file (Form 8868)	6c	NONE
d Backup withholding erroneously withheld	6d	
7 Total credits and payments. Add lines 6a through 6d	7	8,164.
8 Enter any penalty for underpayment of estimated tax Check here <input type="checkbox"/> if Form 2220 is attached	8	
9 Tax due. If the total of lines 5 and 8 is more than line 7, enter amount owed	9	
10 Overpayment. If line 7 is more than the total of lines 5 and 8, enter the amount overpaid	10	7,055.
11 Enter the amount of line 10 to be Credited to 2016 estimated tax <input checked="" type="checkbox"/> 1,112. Refunded <input type="checkbox"/>	11	5,943.

Part VII-A Statements Regarding Activities

	Yes	No
1a During the tax year, did the foundation attempt to influence any national, state, or local legislation or did it participate or intervene in any political campaign?		X
b Did it spend more than \$100 during the year (either directly or indirectly) for political purposes (see Instructions for the definition)? If the answer is "Yes" to 1a or 1b, attach a detailed description of the activities and copies of any materials published or distributed by the foundation in connection with the activities		X
c Did the foundation file Form 1120-POL for this year?		X
d Enter the amount (if any) of tax on political expenditures (section 4955) imposed during the year (1) On the foundation. <input checked="" type="checkbox"/> \$ _____ (2) On foundation managers. <input checked="" type="checkbox"/> \$ _____		
e Enter the reimbursement (if any) paid by the foundation during the year for political expenditure tax imposed on foundation managers. <input checked="" type="checkbox"/> \$ _____		
2 Has the foundation engaged in any activities that have not previously been reported to the IRS? If "Yes," attach a detailed description of the activities		X
3 Has the foundation made any changes, not previously reported to the IRS, in its governing instrument, articles of incorporation, or bylaws, or other similar instruments? If "Yes," attach a conformed copy of the changes		X
4a Did the foundation have unrelated business gross income of \$1,000 or more during the year?		X
b If "Yes," has it filed a tax return on Form 990-T for this year?		
5 Was there a liquidation, termination, dissolution, or substantial contraction during the year? If "Yes," attach the statement required by General Instruction T		X
6 Are the requirements of section 508(e) (relating to sections 4941 through 4945) satisfied either • By language in the governing instrument, or • By state legislation that effectively amends the governing instrument so that no mandatory directions that conflict with the state law remain in the governing instrument?	X	
7 Did the foundation have at least \$5,000 in assets at any time during the year? If "Yes," complete Part II, col (c), and Part XV	X	
8a Enter the states to which the foundation reports or with which it is registered (see instructions) <input checked="" type="checkbox"/> NY		
b If the answer is "Yes" to line 7, has the foundation furnished a copy of Form 990-PF to the Attorney General (or designate) of each state as required by General Instruction G? If "No," attach explanation	X	
9 Is the foundation claiming status as a private operating foundation within the meaning of section 4942(j)(3) or 4942(j)(5) for calendar year 2015 or the taxable year beginning in 2015 (see instructions for Part XIV)? If "Yes," complete Part XIV		X
10 Did any persons become substantial contributors during the tax year? If "Yes," attach a schedule listing their names and addresses		X

Form 990-PF (2015)

Part VII-A Statements Regarding Activities (continued)

	Yes	No
11 At any time during the year, did the foundation, directly or indirectly, own a controlled entity within the meaning of section 512(b)(13)? If "Yes," attach schedule (see instructions)	11	X
12 Did the foundation make a distribution to a donor advised fund over which the foundation or a disqualified person had advisory privileges? If "Yes," attach statement (see instructions)	12	X
13 Did the foundation comply with the public inspection requirements for its annual returns and exemption application? Website address ► na	13	X
14 The books are in care of ► JP Morgan Chase Bank, NA Telephone no. ► (866) 888-5157 Located at ► 10 S DEARBORN ST. FL 21, CHICAGO, IL ZIP+4 ► 60603		
15 Section 4947(a)(1) nonexempt charitable trusts filing Form 990-PF in lieu of Form 1041 - Check here		
16 At any time during calendar year 2015, did the foundation have an interest in or a signature or other authority over a bank, securities, or other financial account in a foreign country?		
See the instructions for exceptions and filing requirements for FinCEN Form 114. If "Yes," enter the name of the foreign country ►		

Part VII-B Statements Regarding Activities for Which Form 4720 May Be Required

File Form 4720 if any item is checked in the "Yes" column, unless an exception applies.

	Yes	No
1a During the year did the foundation (either directly or indirectly)		
(1) Engage in the sale or exchange, or leasing of property with a disqualified person?	<input type="checkbox"/> Yes <input checked="" type="checkbox"/> No	
(2) Borrow money from, lend money to, or otherwise extend credit to (or accept it from) a disqualified person?	<input type="checkbox"/> Yes <input checked="" type="checkbox"/> No	
(3) Furnish goods, services, or facilities to (or accept them from) a disqualified person?	<input type="checkbox"/> Yes <input checked="" type="checkbox"/> No	
(4) Pay compensation to, or pay or reimburse the expenses of, a disqualified person?	<input checked="" type="checkbox"/> Yes <input type="checkbox"/> No	
(5) Transfer any income or assets to a disqualified person (or make any of either available for the benefit or use of a disqualified person)?	<input type="checkbox"/> Yes <input checked="" type="checkbox"/> No	
(6) Agree to pay money or property to a government official? (Exception. Check "No" if the foundation agreed to make a grant to or to employ the official for a period after termination of government service, if terminating within 90 days.)	<input type="checkbox"/> Yes <input checked="" type="checkbox"/> No	
b If any answer is "Yes" to 1a(1)-(6), did any of the acts fail to qualify under the exceptions described in Regulations section 53.4941(d)-3 or in a current notice regarding disaster assistance (see instructions)?	1b	X
Organizations relying on a current notice regarding disaster assistance check here		
c Did the foundation engage in a prior year in any of the acts described in 1a, other than excepted acts, that were not corrected before the first day of the tax year beginning in 2015?	1c	X
2 Taxes on failure to distribute income (section 4942) (does not apply for years the foundation was a private operating foundation defined in section 4942(j)(3) or 4942(j)(5))		
a At the end of tax year 2015, did the foundation have any undistributed income (lines 6d and 6e, Part XIII) for tax year(s) beginning before 2015?	<input type="checkbox"/> Yes <input checked="" type="checkbox"/> No	
If "Yes," list the years ►		
b Are there any years listed in 2a for which the foundation is not applying the provisions of section 4942(a)(2) (relating to incorrect valuation of assets) to the year's undistributed income? (If applying section 4942(a)(2) to all years listed, answer "No" and attach statement - see instructions.)	2b	X
c If the provisions of section 4942(a)(2) are being applied to any of the years listed in 2a, list the years here. ►		
3a Did the foundation hold more than a 2% direct or indirect interest in any business enterprise at any time during the year?	<input type="checkbox"/> Yes <input checked="" type="checkbox"/> No	
b If "Yes," did it have excess business holdings in 2015 as a result of (1) any purchase by the foundation or disqualified persons after May 26, 1969; (2) the lapse of the 5-year period (or longer period approved by the Commissioner under section 4943(c)(7)) to dispose of holdings acquired by gift or bequest; or (3) the lapse of the 10-, 15-, or 20-year first phase holding period? (Use Schedule C, Form 4720, to determine if the foundation had excess business holdings in 2015)	3b	
4a Did the foundation invest during the year any amount in a manner that would jeopardize its charitable purposes?	4a	X
b Did the foundation make any investment in a prior year (but after December 31, 1969) that could jeopardize its charitable purpose that had not been removed from jeopardy before the first day of the tax year beginning in 2015?	4b	X

Form 990-PF (2015)

Part VII-B Statements Regarding Activities for Which Form 4720 May Be Required (continued)**5a** During the year did the foundation pay or incur any amount to:(1) Carry on propaganda, or otherwise attempt to influence legislation (section 4945(e))? ☐ Yes ☒ No(2) Influence the outcome of any specific public election (see section 4955); or to carry on, directly or indirectly, any voter registration drive? ☐ Yes ☒ No(3) Provide a grant to an individual for travel, study, or other similar purposes? ☐ Yes ☒ No(4) Provide a grant to an organization other than a charitable, etc., organization described in section 4945(d)(4)(A)? (see instructions). ☐ Yes ☒ No(5) Provide for any purpose other than religious, charitable, scientific, literary, or educational purposes, or for the prevention of cruelty to children or animals? ☐ Yes ☒ No**b** If any answer is "Yes" to 5a(1)-(5), did any of the transactions fail to qualify under the exceptions described in Regulations section 53.4945 or in a current notice regarding disaster assistance (see instructions)? ☐ Yes ☒ NoOrganizations relying on a current notice regarding disaster assistance check here ☐**c** If the answer is "Yes" to question 5a(4), does the foundation claim exemption from the tax because it maintained expenditure responsibility for the grant? ☐ Yes ☐ No

If "Yes," attach the statement required by Regulations section 53.4945-5(d)

6a Did the foundation, during the year, receive any funds, directly or indirectly, to pay premiums on a personal benefit contract? ☐ Yes ☒ No**b** Did the foundation, during the year, pay premiums, directly or indirectly, on a personal benefit contract? ☐ Yes ☒ No

If "Yes" to 6b, file Form 8870

7a At any time during the tax year, was the foundation a party to a prohibited tax shelter transaction? ☐ Yes ☒ No**b** If "Yes," did the foundation receive any proceeds or have any net income attributable to the transaction? ☐ Yes ☒ No**Part VIII Information About Officers, Directors, Trustees, Foundation Managers, Highly Paid Employees, and Contractors****1** List all officers, directors, trustees, foundation managers and their compensation (see instructions).

(a) Name and address	(b) Title, and average hours per week devoted to position	(c) Compensation (If not paid, enter -0-)	(d) Contributions to employee benefit plans and deferred compensation	(e) Expense account, other allowances
JP MORGAN CHASE BANK, N.A. 10 S Dearborn St. Fl 21, Chicago, IL 60603	trustee 10	102,762.	-0-	-0-

2 Compensation of five highest-paid employees (other than those included on line 1 - see instructions). If none, enter "NONE."

(a) Name and address of each employee paid more than \$50,000	(b) Title, and average hours per week devoted to position	(c) Compensation	(d) Contributions to employee benefit plans and deferred compensation	(e) Expense account, other allowances
NONE		NONE	NONE	NONE

Total number of other employees paid over \$50,000 ☐ **NONE**

Form 990-PF (2015)

Part VIII Information About Officers, Directors, Trustees, Foundation Managers, Highly Paid Employees, and Contractors *(continued)***3 Five highest-paid independent contractors for professional services** (see instructions). If none, enter "NONE."

(a) Name and address of each person paid more than \$50,000	(b) Type of service	(c) Compensation
NONE		NONE

Total number of others receiving over \$50,000 for professional services **NONE**

Part IX-A Summary of Direct Charitable Activities

List the foundation's four largest direct charitable activities during the tax year. Include relevant statistical information such as the number of organizations and other beneficiaries served, conferences convened, research papers produced, etc.

Expenses

1 NONE

2

3

4

Part IX-B Summary of Program-Related Investments (see instructions)

Describe the two largest program-related investments made by the foundation during the tax year on lines 1 and 2

Amount

1 NONE

2

All other program-related investments. See instructions

3 NONE

Total. Add lines 1 through 3

Form **990-PF** (2015)

Part X Minimum Investment Return (All domestic foundations must complete this part. Foreign foundations, see instructions.)

1	Fair market value of assets not used (or held for use) directly in carrying out charitable, etc., purposes:		
a	Average monthly fair market value of securities	1a	9,491,597.
b	Average of monthly cash balances	1b	430,704.
c	Fair market value of all other assets (see instructions).	1c	NONE
d	Total (add lines 1a, b, and c)	1d	9,922,301.
e	Reduction claimed for blockage or other factors reported on lines 1a and 1c (attach detailed explanation) 1e		
2	Acquisition indebtedness applicable to line 1 assets	2	NONE
3	Subtract line 2 from line 1d	3	9,922,301.
4	Cash deemed held for charitable activities. Enter 1 1/2% of line 3 (for greater amount, see instructions)	4	148,835.
5	Net value of noncharitable-use assets. Subtract line 4 from line 3. Enter here and on Part V, line 4	5	9,773,466.
6	Minimum investment return. Enter 5% of line 5	6	488,673.

Part XI Distributable Amount (see instructions) (Section 4942(j)(3) and (j)(5) private operating foundations and certain foreign organizations check here ☐ and do not complete this part.)

1	Minimum investment return from Part X, line 6	1	488,673.
2a	Tax on investment income for 2015 from Part VI, line 5 2a		1,109.
b	Income tax for 2015. (This does not include the tax from Part VI.) 2b		
c	Add lines 2a and 2b	2c	1,109.
3	Distributable amount before adjustments. Subtract line 2c from line 1	3	487,564.
4	Recoveries of amounts treated as qualifying distributions	4	NONE
5	Add lines 3 and 4	5	487,564.
6	Deduction from distributable amount (see instructions).	6	NONE
7	Distributable amount as adjusted. Subtract line 6 from line 5. Enter here and on Part XIII, line 1	7	487,564.

Part XII Qualifying Distributions (see instructions)

1	Amounts paid (including administrative expenses) to accomplish charitable, etc., purposes:		
a	Expenses, contributions, gifts, etc. - total from Part I, column (d), line 26	1a	624,155.
b	Program-related investments - total from Part IX-B	1b	
2	Amounts paid to acquire assets used (or held for use) directly in carrying out charitable, etc., purposes	2	NONE
3	Amounts set aside for specific charitable projects that satisfy the:		
a	Suitability test (prior IRS approval required)	3a	NONE
b	Cash distribution test (attach the required schedule)	3b	NONE
4	Qualifying distributions. Add lines 1a through 3b. Enter here and on Part V, line 8, and Part XIII, line 4	4	624,155.
5	Foundations that qualify under section 4940(e) for the reduced rate of tax on net investment income. Enter 1% of Part I, line 27b (see instructions)	5	1,109.
6	Adjusted qualifying distributions. Subtract line 5 from line 4	6	623,046.

Note. The amount on line 6 will be used in Part V, column (b), in subsequent years when calculating whether the foundation qualifies for the section 4940(e) reduction of tax in those years.

Part XIII Undistributed Income (see instructions)

	(a) Corpus	(b) Years prior to 2014	(c) 2014	(d) 2015
1 Distributable amount for 2015 from Part XI, line 7				487,564.
2 Undistributed income, if any, as of the end of 2015				
a Enter amount for 2014 only.			NONE	
b Total for prior years 20 <u>13</u> , 20____, 20____		NONE		
3 Excess distributions carryover, if any, to 2015				
a From 2010	NONE			
b From 2011	32,053.			
c From 2012	NONE			
d From 2013	22,434.			
e From 2014	NONE			
f Total of lines 3a through e	54,487.			
4 Qualifying distributions for 2015 from Part XII, line 4 ► \$ <u>624,155.</u>				
a Applied to 2014, but not more than line 2a . . .			NONE	
b Applied to undistributed income of prior years (Election required - see instructions)		NONE		
c Treated as distributions out of corpus (Election required - see instructions)	NONE			
d Applied to 2015 distributable amount.				487,564.
e Remaining amount distributed out of corpus. . .	136,591.			
5 Excess distributions carryover applied to 2015 . (If an amount appears in column (d), the same amount must be shown in column (a).)	NONE			NONE
6 Enter the net total of each column as indicated below:				
a Corpus. Add lines 3f, 4c, and 4e. Subtract line 5	191,078.			
b Prior years' undistributed income. Subtract line 4b from line 2b.		NONE		
c Enter the amount of prior years' undistributed income for which a notice of deficiency has been issued, or on which the section 4942(a) tax has been previously assessed		NONE		
d Subtract line 6c from line 6b. Taxable amount - see instructions		NONE		
e Undistributed income for 2014. Subtract line 4a from line 2a. Taxable amount - see instructions			NONE	
f Undistributed income for 2015. Subtract lines 4d and 5 from line 1. This amount must be distributed in 2016.				NONE
7 Amounts treated as distributions out of corpus to satisfy requirements imposed by section 170(b)(1)(F) or 4942(g)(3) (Election may be required - see instructions)	NONE			
8 Excess distributions carryover from 2010 not applied on line 5 or line 7 (see instructions) . . .	NONE			
9 Excess distributions carryover to 2016. Subtract lines 7 and 8 from line 6a	191,078.			
10 Analysis of line 9				
a Excess from 2011 . . .	32,053.			
b Excess from 2012 . . .	NONE			
c Excess from 2013 . . .	22,434.			
d Excess from 2014 . . .	NONE			
e Excess from 2015 . . .	136,591.			

Part XIV Private Operating Foundations (see instructions and Part VII-A, question 9)

NOT APPLICABLE

1a If the foundation has received a ruling or determination letter that it is a private operating foundation, and the ruling is effective for 2015, enter the date of the ruling

b Check box to indicate whether the foundation is a private operating foundation described in section 4942(j)(3) or 4942(j)(5)

	Tax year	Prior 3 years			(e) Total
	(a) 2015	(b) 2014	(c) 2013	(d) 2012	
2a Enter the lesser of the adjusted net income from Part I or the minimum investment return from Part X for each year listed					
b 85% of line 2a					
c Qualifying distributions from Part XII, line 4 for each year listed					
d Amounts included in line 2c not used directly for active conduct of exempt activities					
e Qualifying distributions made directly for active conduct of exempt activities. Subtract line 2d from line 2c					
3 Complete 3a, b, or c for the alternative test relied upon					
a "Assets" alternative test - enter					
(1) Value of all assets					
(2) Value of assets qualifying under section 4942(j)(3)(B)(i)					
b "Endowment" alternative test - enter 2/3 of minimum investment return shown in Part X, line 6 for each year listed					
c "Support" alternative test - enter					
(1) Total support other than gross investment income (interest, dividends, rents, payments on securities loans (section 512(a)(5)), or royalties)					
(2) Support from general public and 5 or more exempt organizations as provided in section 4942(j)(3)(B)(iii)					
(3) Largest amount of support from an exempt organization					
(4) Gross investment income					

Part XV Supplementary Information (Complete this part only if the foundation had \$5,000 or more in assets at any time during the year - see instructions.)**1 Information Regarding Foundation Managers:**

a List any managers of the foundation who have contributed more than 2% of the total contributions received by the foundation before the close of any tax year (but only if they have contributed more than \$5,000). (See section 507(d)(2).)

NONE

b List any managers of the foundation who own 10% or more of the stock of a corporation (or an equally large portion of the ownership of a partnership or other entity) of which the foundation has a 10% or greater interest.

NONE

2 Information Regarding Contribution, Grant, Gift, Loan, Scholarship, etc., Programs:

Check here ☐ if the foundation only makes contributions to preselected charitable organizations and does not accept unsolicited requests for funds. If the foundation makes gifts, grants, etc. (see instructions) to individuals or organizations under other conditions, complete items 2a, b, c, and d.

a The name, address, and telephone number or e-mail address of the person to whom applications should be addressed:

SEE STATEMENT 4

b The form in which applications should be submitted and information and materials they should include:

SEE ATTACHED STATEMENT FOR LINE 2

c Any submission deadlines:

SEE ATTACHED STATEMENT FOR LINE 2

d Any restrictions or limitations on awards, such as by geographical areas, charitable fields, kinds of institutions, or other factors:

SEE ATTACHED STATEMENT FOR LINE 2

Part XV Supplementary Information (continued)**3 Grants and Contributions Paid During the Year or Approved for Future Payment**

Recipient Name and address (home or business)	If recipient is an individual, show any relationship to any foundation manager or substantial contributor	Foundation status of recipient	Purpose of grant or contribution	Amount
a Paid during the year				
RESEARCH FOUNDATION FOR SUNY SYRACUSE NY	NONE	PC	GENERAL	50,000.
THE STATE UNIVERSITY OF NEW YORK STONY BROOK M STONY BROOK NY 11794	NONE	PC	GENERAL	50,000.
NEW YORK UNIVERSITY SCHOOL OF MEDICINE NEW YORK NY 10016	NONE	PC	GENERAL	44,100.
Rockefeller University 1230 YORK AVE New York NY 10065	NONE	PC	GRANT: DR W FREIWALD AND DR. V RUTA	150,000.
Albert Einstein College of Medicine 500 W 185TH ST New York NY 10033	NONE	PC	GRANT; DR. DAVID SHECHTER	150,000.
New York University 726 BROADWAY- NINTH FL New York NY 10003	NONE	PC	GENERAL	50,000.
Columbia University IN NYC 615 WEST 131 ST New York NY 10027	NONE	PC	GENERAL	44,100.
New York Weill Cornell Medical Cent 575 LEXINGTON AVE, 9TH FL New York NY 10022	NONE	PC	GENERAL	44,100.
Total			3a	582,300.
b Approved for future payment				
Total			3b	

12 Subtotal. Add columns (b), (d), and (e)				180,763.
13 Total. Add line 12, columns (b), (d), and (e)				13 180,763.

(See worksheet in line 13 instructions to verify calculations.)

Part XVI-B Relationship of Activities to the Accomplishment of Exempt Purposes

[illegible]

TR U/W A AND AL SINSHEIMER FOUNDATION

13-6047421

FORM 990PF, PART I - OTHER INCOME
=====

DESCRIPTION -----	REVENUE AND EXPENSES PER BOOKS -----	NET INVESTMENT INCOME -----
FEDERAL EXCISE TAX REFUND	5,237.	
PARTNERSHIP INCOME	-62.	-62.
	-----	-----
TOTALS	5,175.	-62.
	=====	=====

TR U/W A AND AL SINSHEIMER FOUNDATION

13-6047421

FORM 990PF, PART I - TAXES
=====

DESCRIPTION -----	REVENUE AND EXPENSES PER BOOKS -----	NET INVESTMENT INCOME -----
FOREIGN TAXES	12.	12.
FEDERAL ESTIMATES - INCOME	6,400.	
FOREIGN TAXES ON QUALIFIED FOR	2,692.	2,692.
FOREIGN TAXES ON NONQUALIFIED	245.	245.
	-----	-----
TOTALS	9,349.	2,949.
	=====	=====

TR U/W A AND AL SINSHEIMER FOUNDATION

13-6047421

FORM 990PF, PART I - OTHER EXPENSES

=====

DESCRIPTION -----	REVENUE AND EXPENSES PER BOOKS -----	CHARITABLE PURPOSES -----
ATTORNEY GENERAL FEE	750.	750.
TOTALS	----- 750. =====	----- 750. =====

=====

RECIPIENT NAME:

Wing Wilson, Vice President

ADDRESS:

270 Park Ave., fl 16

New York, NY 10017

RECIPIENT'S PHONE NUMBER: 212-464-1497

FORM, INFORMATION AND MATERIALS:

Sinsheimer Scholar Awards Application form

SUBMISSION DEADLINES:

February 15 to be considered by April 30

RESTRICTIONS OR LIMITATIONS ON AWARDS:

medical students in medical schools
in Metropolitan New York

J.P. Morgan

000618 0001 of 0225 NSPOK216 X1 1100000000 0000006978.15 0 15 00005 SCHMIDT 20160503

AMBER HOPP-SCHMIDT
DELOITTE TAX LLP
111 S WACKER 11TH FL
CHICAGO IL 60606



124071880310061801
125607100500100000101

J.P.Morgan

J.P. Morgan

J.P. Morgan

J.P. Morgan

AMBER HOPP-SCHMIDT
DELOITTE TAX LLP
111 S WACKER 11TH FL
CHICAGO IL 60606



124407188011051802
12540730010010000182

J.P.Morgan

000018 0002 00 0000 00000000 00 00000000

J.P. Morgan

J.P. Morgan



JPMorgan Chase Bank, N.A.
270 Park Avenue, New York, NY 10017-2014

TR U/W FOR A & AL SINSHEIMER FD ACCT. P60134007
As of 4/30/16

Fiduciary Account

J.P. Morgan Team

Wilbroda Wilson	T & E Officer	212/648-1497
Linda Acevedo	T & E Administrator	212/648-1496
Helen Watkins	Portfolio Manager	614/865-1055
Wilbroda Wilson	Client Service Team	212/648-1497
Sharon Lewis	Client Service Team	
Online access	www.jpmorganonline.com	

Table of Contents

Page

Account Summary	2
Holdings	
Equity	4
Alternative Assets	15
Cash & Fixed Income	17

Please see disclosures located at the end of this statement package for important information relating to each J P Morgan account(s)



124673880310061803
125673050010000103

J.P.Morgan

0000006978 15 0 15 00005 SCHMIF 20160503

Page 1 of 19

000618 0003 of 0225 85800416 XL 1000000000



TR U/W FOR A & AL SINSHEIMER FD ACCT P60134007
As of 4/30/16

Account Summary

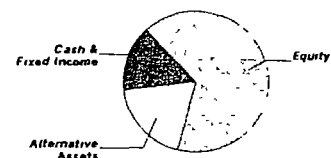
PRINCIPAL

Asset Allocation	Beginning Market Value	Ending Market Value	Change In Value	Estimated Annual Income	Current Allocation
Equity	7,544,505.34	6,252,892.54	(1,291,612.80)	139,475.86	66%
Alternative Assets	2,122,951.71	1,850,090.22	(272,861.49)		19%
Cash & Fixed Income	1,212,570.52	1,434,390.33	221,819.81	42,866.74	15%
Market Value	\$10,880,027.57	\$9,537,373.09	(\$1,342,654.48)	\$182,342.60	100%

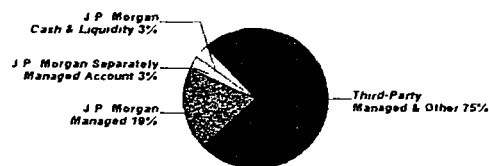
INCOME

Cash Position	Beginning Market Value	Ending Market Value	Change In Value
Cash Balance	67,732.60	75,998.63	8,266.03
Accruals	259.29	268.06	8.77
Market Value	\$67,991.89	\$76,266.69	\$8,274.80

Asset Allocation



Manager Allocation *



* **J.P. Morgan Managed** includes mutual funds, other registered funds and hedge funds managed by J.P. Morgan and structured products issued by J.P. Morgan. **J.P. Morgan Separately Managed Account** includes fixed income, equity, and alternative separately managed accounts managed by J.P. Morgan. **Third-Party Managed & Other** includes mutual funds, exchange traded funds, hedge funds, and separately managed accounts managed by parties other than J.P. Morgan, separately managed accounts managed by J.P. Morgan where a party other than J.P. Morgan is the appointed investment advisor, structured products and exchange traded notes issued by parties other than J.P. Morgan, investment conduits investing in non-J.P. Morgan managed hedge funds, where J.P. Morgan is solely administrator to the conduit, and other investments not managed or issued by J.P. Morgan. **J.P. Morgan Cash & Liquidity Funds** includes cash, J.P. Morgan deposit sweeps and J.P. Morgan money market mutual funds. See important information about investment principles and conflicts in the disclosures section.

J.P.Morgan



TR U/W FOR A & AL SINSHEIMER FD ACCT P60134007
As of 4/30/16

Account Summary CONTINUED

Cost Summary		Cost
Equity		5,304,088.42
Cash & Fixed Income		1,412,400.86
Total		\$6,716,489.28



1244073880010061804
12540730050010000104

J.P.Morgan




TR U/W FOR A & AL SINSHEIMER FD ACCT P60134007
As of 4/30/16

Equity Summary

Asset Categories	Beginning Market Value	Ending Market Value	Change In Value	Current Allocation
US Large Cap Equity	3,072,765.02	2,945,476.59	(127,288.43)	31%
US Mid Cap Equity	877,779.74	409,804.20	(467,975.54)	4%
EAFE Equity	1,906,748.81	1,833,007.45	(73,741.36)	19%
European Large Cap Equity	0.00	96,179.94	96,179.94	1%
Japanese Large Cap Equity	134,407.90	144,240.48	9,832.58	2%
Asia ex-Japan Equity	560,523.66	0.00	(560,523.66)	
Emerging Market Equity	105,276.58	0.00	(105,276.58)	
Global Equity	878,975.99	824,183.88	(54,792.11)	9%
Concentrated & Other Equity	8,027.64	0.00	(8,027.64)	
Total Value	\$7,544,505.34	\$6,252,892.54	(\$1,291,612.80)	66%

Market Value/Cost	Current Period Value
Market Value	6,252,892.54
Tax Cost	5,304,088.42
Unrealized Gain/Loss	948,804.12
Estimated Annual Income	139,475.86
Accrued Dividends	260.04
Yield	2.23%

Asset Categories



J.P.Morgan



TR U/W FOR A & AL SINSHEIMER FD ACCT P60134007
As of 4/30/16

Note P indicates position adjusted for Pending Trade Activity

Equity Detail

	Price	Quantity	Value	Adjusted Tax Cost Original Cost	Unrealized Gain/Loss	Est Annual Inc Accrued Div	Yield
US Large Cap Equity							
ABBOTT LABORATORIES 002824-10-0 ABT	38 90	36 000	1,400 40	1,550 87	(150 47)	37 44 9 36	2 67%
ACCENTURE PLC-CL A G1151C-10-1 ACN	112 92	30 000	3,387 60	2,516 19	871 41	66 00 33 00	1 95%
ADOBE SYSTEMS INC 00724F-10-1 ADBE	94.22	30 000	2,826 60	1,073 84	1,752 76		
AETNA INC 00817Y-10-8 AET	112 27	24 000	2,694 48	2,464 42	230 06	24 00	0 89%
ALEXION PHARMACEUTICALS INC 015351-10-9 ALXN	139 28	16 000	2,228 48	2,373 90	(145 42)		
P ALLEGION PLC G0176J-10-9 ALLE	65 45	25 000	1,636 25	1,634 66	1 59	12 00	0 73%
ALLERGAN PLC G0177J-10-8 AGN	216 56	19 000	4,114 64	4,970 35	(855 71)		
ALLIANCE DATA SYSTEMS CORP 018581-10-8 ADS	203 31	5 000	1,016 55	881 54	135 01		
ALPHABET INC/CA-CL C 02079K-10-7 GOOG	693 01	11 000	7,623 11	4,667 82	2,955 29		
ALPHABET INC/CA-CL A 02079K-30-5 GOOG L	707 88	3 000	2,123 64	856 83	1,266 81		
AMAZON.COM INC 023135-10-6 AMZN	659 59	10 000	6,595 90	4,085 06	2,510 84		

J.P.Morgan

Page 5 of 19

000618 0005 of 0225 MSP00RM6 XI R00000007

1214073880010061005
1214073880010061005



TR U/W FOR A & AL SINSHEIMER FD ACCT P60134007
As of 4/30/16

	Price	Quantity	Value	Adjusted Tax Cost Original Cost	Unrealized Gain/Loss	Est Annual Inc Accrued Div	Yield
US Large Cap Equity							
AMERICAN INTERNATIONAL GROUP 026874-78-4 AIG	55 82	22 000	1,228 04	1,211 80	16 24	28 16	2 29%
APPLE INC 037833-10-0 AAPL	93 74	96 000	8,999 04	1,322 99	7,676 05	218 88	2 43%
AT&T INC 00206R-10-2 T	38 82	84 000	3,260 88	2,896 77	364 11	161 28 40 32	4 95%
BANK OF AMERICA CORP 060505-10-4 BAC	14 56	271 000	3,945 76	1,918 75	2,027 01	54 20	1 37%
BIOGEN INC 09062X-10-3 BIIB	274 99	5 000	1,374 95	299 87	1,075 08		
BLACKROCK INC 09247X-10-1 BLK	356 33	8 000	2,850 64	2,712 23	138 41	73 28	2 57%
BRISTOL-MYERS SQUIBB CO 110122-10-8 BMY	72 18	65 000	4,691 70	2,825 36	1,866 34	98 80 20 90	2 11%
BROADCOM LTD Y09827-10-9 AVGO	145 75	52 000	7,579 00	2,132 74	5,446 26	101 92	1 34%
CABOT OIL & GAS CORP 127097-10-3 COG	23 40	70 000	1,638 00	1,395 66	242 34	5 60	0 34%
CARNIVAL CORP 143658-30-0 CCL	49 05	58 000	2,844 90	3,025 64	(180 74)	81 20	2 85%
P CBS CORP-CLASS B NON VOTING 124857-20-2 CBS	55 91	27 000	1,509 57	1,533 03	(23 46)	16 20	1 07%
CELGENE CORP 151020-10-4 CELG	103 41	33 000	3,412 53	1,634 06	1,778 47		
CHARTER COMMUNICATION-A 16117M-30-5 CHTR	212 24	9 000	1,910 16	1,582 99	327 17		

J.P.Morgan

Page 6 of 19



TR U/W FOR A & AL SINSHEIMER FD ACCT P60134007
As of 4/30/16

	Price	Quantity	Value	Adjusted Tax Cost Original Cost	Unrealized Gain/Loss	Est Annual Inc Accrued Div	Yield
US Large Cap Equity							
CHEVRON CORP 166764-10-0 CVX	102 18	26 000	2,656 68	2,096 11	560 57	111 28	4 19%
CHUBB LTD H1467J-10-4 CB	117 86	34 000	4,007 24	1,955 93	2,051 31	91 12	2 27%
CITIGROUP INC 172967-42-4 C	46 28	65 000	3,008 20	2,249 00	759 20	13 00 3 25	0 43%
CMS ENERGY CORP 125896-10-0 CMS	40 68	48 000	1,952 64	1,667 36	285 28	59 52	3 05%
COCA-COLA CO/THE 191216-10-0 KO	44 80	60 000	2,688 00	2,638 06	49 94	84 00	3 13%
COMCAST CORP-CLASS A 20030N-10-1 CMCS A	60 76	39 000	2,369 64	659 93	1,709 71	42 90	1 81%
COSTCO WHOLESALE CORP 22160K-10-5 COST	148 13	15 000	2,221 95	1,948 00	273 95	27 00 6 75	1 22%
CROWN HOLDINGS INC 228368-10-6 CCK	52 96	18 000	953 28	904 51	48 77		
DIAMONDBACK ENERGY INC 25278X-10-9 FANG	86 58	23 000	1,991 34	1,664 16	327 18		
DISCOVER FINANCIAL SERVICES 254709-10-8 DFS	56 27	44 000	2 475 88	2,405 14	70 74	49 28	1 99%
DISH NETWORK CORP-A 25470M-10-9 DISH	49 29	20 000	985 80	924 72	61 08		
DOW CHEMICAL CO/THE 260543-10-3 DOW	52 61	29 000	1,525 69	1,536 44	(10 75)	53 36	3 50%
DU PONT (E.I.) DE NEMOURS 263534-10-9 DD	65 91	14 000	922 74	783 71	139 03	21 28	2 31%

J.P.Morgan

Page 7 of 19

000618 0006 of 0225 NSPO0006 XL NSPO0000

1244073880310064806
1234073005030000166



TR U/W FOR 4 & AL SINSHEIMER FD ACCT P60134007
As of 4/30/16

	Price	Quantity	Value	Adjusted Tax Cost Original Cost	Unrealized Gain/Loss	Est Annual Inc Accrued Div	Yield
US Large Cap Equity							
EASTMAN CHEMICAL CO 277432-10-0 EMN	76 38	22 000	1,680 36	1,396 88	283 48	40 48	2 41%
ELI LILLY & CO 532457-10-8 LLY	75 53	40 000	3,021 20	3,260 26	(239 06)	81 60	2 70%
EOG RESOURCES INC 26875P-10-1 EOG	82 62	12 000	991 44	867 99	123 45	8 04	0 81%
EQT CORP 26884L-10-9 EQT	70 10	30 000	2,103 00	2,155 67	(52 67)	3 60	0 17%
FACEBOOK INC-A 30303M-10-2 FB	117 58	65 000	7,642 70	5,149 29	2,493 41		
FIDELITY NATIONAL INFO SERV 31620M-10-6 FIS	65 80	40 000	2,632 00	2,533 79	98 21	41 60	1 58%
GENERAL MOTORS CO 37045V-10-0 GM	31 80	95 000	3,021 00	2 762 69	258 31	144 40	4 78%
GENERAL ELECTRIC CO 369604-10-3 GE	30 75	157 000	4,827 75	4,172 32	655 43	144 44	2 99%
GILEAD SCIENCES INC 375558-10-3 GILD	88 21	35 000	3,087 35	3,578 83	(491 48)	65 80	2 13%
GOLDMAN SACHS GROUP INC 38141G-10-4 GS	164 11	13 000	2,133 43	1,955 87	177 56	33 80	1 58%
HALLIBURTON CO 406216-10-1 HAL	41 31	23 000	950 13	935 71	14 42	16 56	1 74%
HARMAN INTERNATIONAL 413086-10-9 HAR	76 76	23 000	1,765 48	2,260 02	(494 54)	32 20	1 82%
HARTFORD FINANCIAL SVCS GRP 416515-10-4 HIG	44 38	26 000	1 153 88	759 46	394 42	21 84	1 89%

J.P.Morgan

Page 8 of 19



12440738880310061807
12540730050010000107



TR U/W FOR A & AL SINSHEIMER FD ACCT P60134007
As of 4/30/16

	Price	Quantity	Value	Adjusted Tax Cost Original Cost	Unrealized Gain/Loss	Est Annual Inc Accrued Div	Yield
US Large Cap Equity							
LOWE'S COS INC 548661-10-7 LOW	76 02	75 000	5,701 50	1,569 15	4,132 35	84 00 21 00	1 47%
MARSH & MCLENNAN COS 571748-10-2 MMC	63 15	53 000	3,346 95	2,453 12	893 83	65 72 16 43	1 96%
MARTIN MARIETTA MATERIALS 573284-10-6 MLM	169 23	12 000	2,030 76	2,024 38	6 38	19 20	0 95%
MASCO CORP 574599-10-6 MAS	30 71	81 000	2,487 51	961 50	1,526 01	30 78 7 70	1 24%
MASTERCARD INC-CLASS A 57636Q-10-4 MA	96 99	53 000	5,140 47	1,842 13	3,298 34	40 28 10 07	0 78%
MCKESSON CORP 58155Q-10-3 MCK	167 82	6 000	1,006 92	1,357 64	(350 72)	6 72	0 67%
METLIFE INC 59156R-10-8 MET	45 10	60 000	2,706 00	1 694 97	1,011 03	96 00	3 55%
MICROSOFT CORP 594918-10-4 MSFT	49 87	192 000	9,575 04	5,042 59	4,532 45	276 48	2 89%
MOLSON COORS BREWING CO -B 60871R-20-9 TAP	95 63	32 000	3,060 16	2,485 32	574 84	52 48	1 71%
MONDELEZ INTERNATIONAL INC-A 609207-10-5 MDLZ	42 96	84 000	3,608 64	2,328 19	1,280 45	57 12	1 58%
MORGAN STANLEY 617446-44-8 MS	27 06	174 000	4,708 44	4 635 22	73 22	104 40 26 10	2 22%
NISOURCE INC 65473P-10-5 NI	22 71	95 000	2,157 45	1,359 09	798 36	58 90 14 73	2 73%
NXP SEMICONDUCTORS NV N6596X-10-9 NXPI	85 28	32 000	2,728 96	3,178 05	(449 09)		

J.P.Morgan



TR U/W FOR A & AL SINSHEIMER FD ACCT P60134007
As of 4/30/16

	Price	Quantity	Value	Adjusted Tax Cost Original Cost	Unrealized Gain/Loss	Est. Annual Inc Accrued Div	Yield
US Large Cap Equity							
OCCIDENTAL PETROLEUM CORP 674599-10-5 OXY	76 65	84 000	6,438 60	5,860 90	577 70	252 00	3 91%
PACCAR INC 693718-10-8 PCAR	58 91	27 000	1,590 57	618 71	971 86	25 92	1 63%
PARNASSUS CORE EQUITY FD-INS 701769-40-8 PRIL X	37 43	9,531 392	356,760 00	283,947 35	72,812 65	8,873 72	2 49%
PEPSICO INC 713448-10-8 PEP	102 96	40 000	4,118 40	3,870 38	248 02	112 40	2 73%
PFIZER INC 717081-10-3 PFE	32 71	104 000	3,401 84	3,588 61	(186 77)	124 80	3 67%
PIONEER NATURAL RESOURCES CO 723787-10-7 PXD	166 10	21 000	3,488 10	2,865 47	622 63	1 68	0 05%
PPG INDUSTRIES INC 693506-10-7 PPG	110 39	19 000	2,097 41	1,869 43	227 98	30 40	1 45%
PROCTER & GAMBLE CO/THE 742718-10-9 PG	80 12	30 000	2,403 60	851 93	1,551 67	80 34 20 09	3 34%
SCHLUMBERGER LTD 806857-10-8 SLB	80 34	24 000	1,928 16	1,909 47	18 69	48 00	2 49%
SCHWAB (CHARLES) CORP 808513-10-5 SCHW	28 41	33 000	937 53	918 09	19 44	9 24	0 99%
SPDR S&P 500 ETF TRUST 78462F-10-3 SPY	206 33	8,513 000	1,756,494 10	1,319,576 56	436,917 54	36,818 72	2 10%
STANLEY BLACK & DECKER INC 854502-10-1 SWK	111 92	33 000	3,693 36	3,220 41	472 95	72 60	1 97%
SVB FINANCIAL GROUP 78486Q-10-1 SIVB	104 28	12 000	1,251 36	1,498 91	(247 55)		

J.P.Morgan

Page 11 of 19

000618 0008 00 0000 00000000 00 00000000



124673880310051808
135673005001000108



TR U/W FOR A & AL SINSHEIMER FD ACCT P60134007
As of 4/30/16

	Price	Quantity	Value	Adjusted Tax Cost Original Cost	Unrealized Gain/Loss	Est Annual Inc Accrued Div	Yield
US Large Cap Equity							
SYNCHRONY FINANCIAL 87165B-10-3 SYF	30 57	51 000	1,559 07	1,236 90	322 17		
T-MOBILE US INC 872590-10-4 TMUS	39 28	27 000	1,060 56	1,087 56	(27 00)		
TE CONNECTIVITY LTD H84989-10-4 TEL	59 48	31 000	1,843 88	2,217 73	(373 85)	40 92	2 22%
TEXAS INSTRUMENTS INC 882508-10-4 TXN	57 04	52 000	2,966 08	2 767 50	198 58	79 04 19 76	2 66%
TIME WARNER INC 887317-30-3 TWX	75 14	74 000	5,560 36	1,159 78	4,400 58	119 14	2 14%
TJX COMPANIES INC 872540-10-9 TJX	75 82	28 000	2,122 96	1,603 09	519 87	29 12	1 37%
TWENTY-FIRST CENTURY FOX-A 90130A-10-1 FOXA	30 26	99 000	2,995 74	3,172 81	(177 07)	29 70	0 99%
UNION PACIFIC CORP 907818-10-8 UNP	87 23	18 000	1,570 14	1,642 32	(72 18)	39 60	2 52%
UNITEDHEALTH GROUP INC 91324P-10-2 UNH	131 68	44 000	5,793 92	2,200 47	3,593 45	88 00	1 52%
UNITED CONTINENTAL HOLDINGS 910047-10-9 UAL	45 81	39 000	1,786 59	1,552 95	233 64		
UNITED TECHNOLOGIES CORP 913017-10-9 UTX	104 37	23 000	2,400 51	1 250 67	1,149 84	60 72	2 53%
VERTEX PHARMACEUTICALS INC 92532F-10-0 VRTX	84 34	25 000	2 108 50	1 918 68	189 82		
VISA INC-CLASS A SHARES 92826C-83-9 V	77 24	31 000	2,394 44	2,380 20	14 24	17 36	0 73%



TR U/W FOR A & AL SINSHEIMER FD ACCT P60134007
As of 4/30/16

	Price	Quantity	Value	Adjusted Tax Cost Original Cost	Unrealized Gain/Loss	Est. Annual Inc Accrued Div	Yield
US Large Cap Equity							
WALT DISNEY CO/THE 254687-10-6 DIS	103 26	19 000	1,961 94	1,247 61	714 33	26 03	1 33 %
WELLS FARGO & CO 949746-10-1 WFC	49 98	118 000	5,897 64	1,840 40	4,057 24	179 36	3 04 %
YUM! BRANDS INC 988498-10-1 YUM	79 56	23 000	1,829 88	1,833 98	(4 10)	42 32 10 58	2 31 %
Total US Large Cap Equity			\$2,945,476.59	\$2,196,048.10	\$749,428.49	\$56,909.50 \$260.04	1.94 %
US Mid Cap Equity							
ISHARES RUSSELL MIDCAP INDEX FUND 464287-49-9 IWR	164 58	2,490 000	409,804 20	347,545 77	62,258 43	6,912 24	1 69 %
EAFE Equity							
CAPITAL GR NON US EQUITY 14042Y-60-1 CNUS X	11 12	34,031 492	378,430 19	391,802 49	(13,372 30)	4,526 18	1 20 %
DEUTSCHE X-TRACKERS MSCI EAF 233051-20-0 DBEF	25 65	7,206 000	184,833 90	208,401 85	(23,567 95)	6,377 31	3 45 %
DODGE & COX INTL STOCK FD 256206-10-3 DODF X	36 36	14,503 002	527,329 15	414,870 73	112,458 42	12,182 52	2.31 %

J.P.Morgan

Page 13 of 19

000618 0009 of 0225 HSP000916 XI HSP000000

124673880310061809
12560730050010000109



TR U/W FOR 4 & 4L SINSHEIMER FD ACCT P60134007
As of 3/30/16

	Price	Quantity	Value	Adjusted Tax Cost Original Cost	Unrealized Gain/Loss	Est Annual Inc Accrued Div	Yield
EAFE Equity							
GS NOTE OF NOTES EAFE BSKT 2/23/17 200% LEV 13 51% CAP 127 02% MAXRTRN INIT LVL-1/29/16 SX5E 3045 09, UKX 6083 79, TPX 1432 07 38148T-LP-2	99 30	180,000 000	178,740 00	178,200 00	540 00		
ISHARES MSCI EAFE INDEX FUND 464287-46-5 EFA	58 43	9,647 000	563,674 21	540,918 75	22,755 46	15,628 14	2 77%
Total EAFE Equity			\$1,833,007.45	\$1,734,193 82	\$98,813 63	\$38,714.15	2.11%
European Large Cap Equity							
VANGUARD FTSE EUROPE ETF 922042-87-4 VGK	49 86	1,929 000	96,179 94	104,632 15	(8,452 21)	3,043 96	3 16%
Japanese Large Cap Equity							
BROWN ADV JAPAN ALPHA OPP-JS 115233-57-9 BAFJ X	8 95	16,116 255	144,240 48	175,254 22	(31,013 74)	15,294 32	10 60%
Global Equity							
JPM GLBL RES ENH INDEX FD - SEL FUND 3457 46637K-51-3 JEIT X	17 90	46,043 792	824,183 88	746,414 36	77,769 52	18,601 69	2 26%

J.P.Morgan



TR U/W FOR A & AL SINSHEIMER FD ACCT. P60134007
As of 4/30/16

Alternative Assets Summary

Asset Categories	Beginning Estimated Value	Ending Estimated Value	Change In Value	Current Allocation
Hedge Funds	2,002,058.49	1,850,090.22	(151,968.27)	19%
Hard Assets	120,893.22	0.00	(120,893.22)	
Total Value	\$2,122,951.71	\$1,850,090.22	(\$272,861.49)	19%

Alternative Assets Detail

	Price	Quantity	Estimated Value	Cost
Hedge Funds				
BLACKSTONE PARTNERS OFFSHORE FUND	1,417.75	711.910	1,009,311.08	800,984.41
LTD CLASS H2 - NEW ISSUES	3/31/16			
INELIGIBLE NON-SELF DEALING				
FIDUCIARY INVESTORS - LEAD SERIES				
N/O Client				
092911-96-5				
JPM ACCESS MULTI-STRATEGY FUND	1.10	210,824.964	231,160.30	210,824.96
RIC 07-06	3/31/16			
N/O Client				
15199Q-93-7				

J.P.Morgan

Page 15 of 19

DO NOT PRINT OR COPY INFORMATION FROM THIS DOCUMENT

1244073888010061810
12510730050010000110



TR U/W FOR A & AL SINSHEIMER FD ACCT P60134007
As of 4/30/16

	Price	Quantity	Estimated Value	Cost
Hedge Funds				
OCH-ZIFF OZOFII PRIVATE INVESTORS OFFSHORE LTD. CLASS G PRIME - NEW ISSUES INELIGIBLE NON-SELF DEALING FIDUCIARY INVESTORS N/O Client 986903-92-0	163.05 3/31/16	3,738,771	609,618.84	474,999.87
Total Hedge Funds			\$1,850,090.22	\$1,486,809.24



TR U/W FOR A & AL SINSHEIMER FD ACCT P60134007
As of 4/30/16

Cash & Fixed Income Summary

Asset Categories	Beginning Market Value	Ending Market Value	Change In Value	Current Allocation
Cash	672,946 05	305,171 09	(367,774 96)	3%
US Fixed Income	539,624 47	1,129,219 24	589,594 77	12%
Total Value	\$1,212,570.52	\$1,434,390.33	\$221,819.81	15%

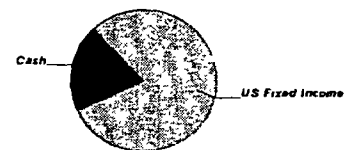
Market Value/Cost	Current Period Value
Market Value	1,434,390 33
Tax Cost	1,412,400 86
Unrealized Gain/Loss	21,989 47
Estimated Annual Income	42,866 74
Accrued Interest	8 02
Yield	2 98 %

SUMMARY BY MATURITY

Cash & Fixed Income	Market Value	% of Cash & Fixed Income
0-6 months ¹	1,434,390 33	100%

¹ The years indicate the number of years until the bond is scheduled to mature based on the statement end date. Some bonds may be called, or paid in full, before their stated maturity.

Asset Categories



Cash & Fixed Income as a percentage of your portfolio - 15 %

SUMMARY BY TYPE

Cash & Fixed Income	Market Value	% of Cash & Fixed Income
Cash	305,171 09	21%
Mutual Funds	1,129,219 24	79%
Total Value	\$1,434,390.33	100%

J.P.Morgan



TR U/W FOR A & AL SINSHEIMER FD ACCT P60134007
As of 4/30/16

Note ¹ This is the Annual Percentage Yield (APY) which is the rate earned if balances remain on deposit for a full year with compounding, there is no change in the interest rate and all interest is left in the account

Cash & Fixed Income Detail

	Price	Quantity	Value	Adjusted Tax Cost Original Cost	Unrealized Gain/Loss	Est Annual Income Accrued Interest	Yield
Cash							
US DOLLAR PRINCIPAL	1 00	304,523 36	304,523 36	304,523 36		91 35 8 02	0 03% ¹
COST OF PENDING PURCHASES	1 00	(131 09)	(131 09)	(131 09)			
PROCEEDS FROM PENDING SALES	1 00	778 82	778 82	778 82			
Total Cash			\$305,171 09	\$305,171.09	\$0.00	\$91 35 \$8 02	0 03%
US Fixed Income							
JPM SHORT DURATION BD FD - SEL FUND 3133 4812C1-33-0	10 89	25,177 36	274,181 47	268,390 68	5,790 79	3,751 42	1 37%
DOUBLELINE TOTL RET BND-I 258620-10-3	10 86	25,783 27	280,006 34	283,778 53	(3,772 19)	11,189 94	4 00%
PIMCO HIGH YIELD FD-P 72201M-73-5	8 54	45,549 58	388,993 37	373,318 56	15,674 81	22,137 09	5 69%
VANGUARD INTM TRM INV G-ADM 922031-81-0	9 96	18,678 52	186,038 06	181,742 00	4,296 06	5,696 94	3 06%
Total US Fixed Income			\$1,129,219.24	\$1,107,229.77	\$21,989.47	\$42,775.39	3.79%

J.P.Morgan