



See a Social Security Number? Say Something!
Report Privacy Problems to <https://public.resource.org/privacy>
Or call the IRS Identity Theft Hotline at 1-800-908-4490



Form **990-PF**

Return of Private Foundation

or Section 4947(a)(1) Trust Treated as Private Foundation

OMB No 1545-0052

2015

Open to Public Inspection

Department of the Treasury
Internal Revenue Service

- Do not enter social security numbers on this form as it may be made public.
Information about Form 990-PF and its separate instructions is at www.irs.gov/form990pf.

For calendar year 2015 or tax year beginning

4/1/2015

, and ending

3/31/2016

Name of foundation

J R Simplot Company Foundation, Inc

Number and street (or P O box number if mail is not delivered to street address)

Room/suite

P O Box 27

City or town

State

ZIP code

Boise

ID

83707

Foreign country name

Foreign province/state/county

Foreign postal code

A Employer identification number

82-0522113

B Telephone number (see instructions)

208-336-2110

C If exemption application is pending, check here ☐

G Check all that apply

☐ Initial return☐ Initial return of a former public charity☐ Final return☐ Amended return☐ Address change☐ Name changeD 1. Foreign organizations, check here ☐2. Foreign organizations meeting the 85% test,
check here and attach computation ☐E If private foundation status was terminated under
section 507(b)(1)(A), check here ☐H Check type of organization ☒ Section 501(c)(3) exempt private foundation☐ Section 4947(a)(1) nonexempt charitable trust ☐ Other taxable private foundationI Fair market value of all assets at
end of year (from Part II, col (c),
line 16) **\$** 29,935,147J Accounting method ☐ Cash ☒ Accrual
☐ Other (specify) _____
(Part I, column (d) must be on cash basis)F If the foundation is in a 60-month termination
under section 507(b)(1)(B), check here ☐

Part I Analysis of Revenue and Expenses

(The total of amounts in columns (b), (c), and (d) may not necessarily equal the amounts in column (a) (see instructions))

	(a) Revenue and expenses per books	(b) Net investment income	(c) Adjusted net income	(d) Disbursements for charitable purposes (cash basis only)
Revenue				
1 Contributions, gifts, grants, etc., received (attach schedule)				
2 Check <input checked="" type="checkbox"/> if the foundation is not required to attach Sch. B				
3 Interest on savings and temporary cash investments	255,677	255,677		
4 Dividends and interest from securities	204,197	204,197		
5a Gross rents				
b Net rental income or (loss)				
6a Net gain or (loss) from sale of assets not on line 10	-44,119			
b Gross sales price for all assets on line 6a 12,189,375				
7 Capital gain net income (from Part IV, line 2)				
8 Net short-term capital gain				
9 Income modifications				
10a Gross sales less returns and allowances				
b Less Cost of goods sold				
c Gross profit or (loss) (attach schedule)				
11 Other income (attach schedule)				
12 Total. Add lines 1 through 11	415,755	459,874	0	
Operating and Administrative Expenses				
13 Compensation of officers, directors, trustees, etc				
14 Other employee salaries and wages				
15 Pension plans, employee benefits				
16a Legal fees (attach schedule)				
b Accounting fees (attach schedule)	18,385			18,448
c Other professional fees (attach schedule)				
17 Interest				
18 Taxes (attach schedule) (see instructions)	5,525			
19 Depreciation (attach schedule) and depletion				
20 Occupancy				
21 Travel, conferences, and meetings				
22 Printing and publications				
23 Other expenses (attach schedule)	138,143	138,143		
24 Total operating and administrative expenses. Add lines 13 through 23	162,053	138,143	0	18,448
25 Contributions, gifts, grants, paid	1,233,864			1,498,904
26 Total expenses and disbursements. Add lines 24 and 25	1,395,917	138,143	0	1,517,352
27 Subtract line 26 from line 12				
a Excess of revenue over expenses and disbursements	-980,162			
b Net investment income (if negative, enter -0-)		321,731		
c Adjusted net income (if negative, enter -0-)			0	


For Paperwork Reduction Act Notice, see instructions.

HTA

Form **990-PF** (2015)

929 19

SCANNED FEB 23 2017



Part II Balance Sheets		Attached schedules and amounts in the description column should be for end-of-year amounts only (See instructions)	Beginning of year	End of year	
			(a) Book Value	(b) Book Value	(c) Fair Market Value
Assets	1	Cash—non-interest-bearing	646,025	585,949	585,949
	2	Savings and temporary cash investments			
	3	Accounts receivable ▶ 51,821			
		Less allowance for doubtful accounts ▶	90,258	51,821	51,821
	4	Pledges receivable ▶			
		Less allowance for doubtful accounts ▶			
	5	Grants receivable			
	6	Receivables due from officers, directors, trustees, and other disqualified persons (attach schedule) (see instructions)			
	7	Other notes and loans receivable (attach schedule) ▶			
		Less allowance for doubtful accounts ▶			
	8	Inventories for sale or use			
	9	Prepaid expenses and deferred charges	15,000		
	10a	Investments—U S and state government obligations (attach schedule)			
	b	Investments—corporate stock (attach schedule)	41,383,748	29,292,781	29,292,781
	c	Investments—corporate bonds (attach schedule)			
	11	Investments—land, buildings, and equipment, basis ▶			
Liabilities		Less accumulated depreciation (attach schedule) ▶			
	12	Investments—mortgage loans			
	13	Investments—other (attach schedule)			
	14	Land, buildings, and equipment, basis ▶			
		Less accumulated depreciation (attach schedule) ▶			
	15	Other assets (describe ▶ Prepaid Taxes)		4,596	4,596
	16	Total assets (to be completed by all filers—see the instructions. Also, see page 1, item I)	42,135,031	29,935,147	29,935,147
	17	Accounts payable and accrued expenses	1,730	1,667	
	18	Grants payable	1,555,000	1,247,000	
	19	Deferred revenue			
Net Assets or Fund Balances	20	Loans from officers, directors, trustees, and other disqualified persons			
	21	Mortgages and other notes payable (attach schedule)			
	22	Other liabilities (describe ▶ Federal Excise Tax Payable)	6,879		
	23	Total liabilities (add lines 17 through 22)	1,563,609	1,248,667	
		Foundations that follow SFAS 117, check here ▶ <input type="checkbox"/> and complete lines 24 through 26 and lines 30 and 31.			
	24	Unrestricted			
	25	Temporarily restricted			
	26	Permanently restricted			
		Foundations that do not follow SFAS 117, check here ▶ <input checked="" type="checkbox"/> and complete lines 27 through 31.			
	27	Capital stock, trust principal, or current funds			
	28	Paid-in or capital surplus, or land, bldg, and equipment fund			
	29	Retained earnings, accumulated income, endowment, or other funds	40,571,422	28,686,480	
	30	Total net assets or fund balances (see instructions)	40,571,422	28,686,480	
	31	Total liabilities and net assets/fund balances (see instructions)	42,135,031	29,935,147	

Part III Analysis of Changes in Net Assets or Fund Balances

1	Total net assets or fund balances at beginning of year—Part II, column (a), line 30 (must agree with end-of-year figure reported on prior year's return)	1	40,571,422
2	Enter amount from Part I, line 27a	2	-980,162
3	Other increases not included in line 2 (itemize) ▶	3	
4	Add lines 1, 2, and 3	4	39,591,260
5	Decreases not included in line 2 (itemize) ▶ Unrealized Loss on Investments	5	10,904,780
6	Total net assets or fund balances at end of year (line 4 minus line 5)—Part II, column (b), line 30	6	28,686,480

Part IV Capital Gains and Losses for Tax on Investment Income

(a) List and describe the kind(s) of property sold (e.g., real estate, 2-story brick warehouse, or common stock, 200 shs MLC Co)		(b) How acquired P—Purchase D—Donation	(c) Date acquired (mo., day, yr.)	(d) Date sold (mo., day, yr.)
1a	See Attached Schedule	P		
b				
c				
d				
e				
(e) Gross sales price	(f) Depreciation allowed (or allowable)	(g) Cost or other basis plus expense of sale	(h) Gain or (loss) (e) plus (f) minus (g)	
a 12,189,375		12,233,494	-44,119	
b				
c				
d				
e				
Complete only for assets showing gain in column (h) and owned by the foundation on 12/31/69				
(i) FMV as of 12/31/69	(j) Adjusted basis as of 12/31/69	(k) Excess of col. (i) over col. (j), if any	(l) Gains (Col. (h) gain minus col. (k), but not less than -0-) or Losses (from col. (h))	
a			-44,119	
b				
c				
d				
e				
2	Capital gain net income or (net capital loss) { If gain, also enter in Part I, line 7 If (loss), enter -0- in Part I, line 7 }		2	-44,119
3	Net short-term capital gain or (loss) as defined in sections 1222(5) and (6) If gain, also enter in Part I, line 8, column (c) (see instructions) If (loss), enter -0- in Part I, line 8 }		3	0

Part V Qualification Under Section 4940(e) for Reduced Tax on Net Investment Income

(For optional use by domestic private foundations subject to the section 4940(a) tax on net investment income)

If section 4940(d)(2) applies, leave this part blank

Was the foundation liable for the section 4942 tax on the distributable amount of any year in the base period? ☐ Yes ☒ No

If "Yes," the foundation does not qualify under section 4940(e). Do not complete this part.

(a) Base period years Calendar year (or tax year beginning in)	(b) Adjusted qualifying distributions	(c) Net value of noncharitable-use assets	(d) Distribution ratio (col. (b) divided by col. (c))
2014	1,325,854	44,376,284	0.029878
2013	1,272,765	33,717,598	0.037748
2012	1,663,932	24,136,559	0.068938
2011	972,528	24,872,797	0.039100
2010	994,628	25,202,191	0.039466
2	Total of line 1, column (d)		2 0.215130
3	Average distribution ratio for the 5-year base period—divide the total on line 2 by 5, or by the number of years the foundation has been in existence if less than 5 years		3 0.043026
4	Enter the net value of noncharitable-use assets for 2015 from Part X, line 5		4 34,513,521
5	Multiply line 4 by line 3		5 1,484,979
6	Enter 1% of net investment income (1% of Part I, line 27b)		6 3,217
7	Add lines 5 and 6		7 1,488,196
8	Enter qualifying distributions from Part XII, line 4 If line 8 is equal to or greater than line 7, check the box in Part VI, line 1b, and complete that part using a 1% tax rate. See the Part VI instructions		8 1,517,352

Part VI Excise Tax Based on Investment Income (Section 4940(a), 4940(b), 4940(e), or 4948—see instructions)

1a	Exempt operating foundations described in section 4940(d)(2), check here <input type="checkbox"/> and enter "N/A" on line 1 Date of ruling or determination letter _____ (attach copy of letter if necessary—see instructions)			
b	Domestic foundations that meet the section 4940(e) requirements in Part V, check here <input checked="" type="checkbox"/> and enter 1% of Part I, line 27b	1	3,217	
c	All other domestic foundations enter 2% of line 27b. Exempt foreign organizations enter 4% of Part I, line 12, col (b)			
2	Tax under section 511 (domestic section 4947(a)(1) trusts and taxable foundations only. Others enter -0-)	2	0	
3	Add lines 1 and 2	3	3,217	
4	Subtitle A (income) tax (domestic section 4947(a)(1) trusts and taxable foundations only. Others enter -0-)	4		
5	Tax based on investment income. Subtract line 4 from line 3. If zero or less, enter -0-	5	3,217	
6	Credits/Payments			
a	2015 estimated tax payments and 2014 overpayment credited to 2015	6a	9,852	
b	Exempt foreign organizations—tax withheld at source	6b		
c	Tax paid with application for extension of time to file (Form 8868)	6c		
d	Backup withholding erroneously withheld	6d		
7	Total credits and payments. Add lines 6a through 6d	7	9,852	
8	Enter any penalty for underpayment of estimated tax. Check here <input type="checkbox"/> if Form 2220 is attached	8		
9	Tax due. If the total of lines 5 and 8 is more than line 7, enter amount owed	9	0	
10	Overpayment. If line 7 is more than the total of lines 5 and 8, enter the amount overpaid	10	6,635	
11	Enter the amount of line 10 to be Credited to 2016 estimated tax Refunded	11	0	

Part VII-A Statements Regarding Activities

	Yes	No
1a During the tax year, did the foundation attempt to influence any national, state, or local legislation or did it participate or intervene in any political campaign?		X
b Did it spend more than \$100 during the year (either directly or indirectly) for political purposes (see Instructions for the definition)? <i>If the answer is "Yes" to 1a or 1b, attach a detailed description of the activities and copies of any materials published or distributed by the foundation in connection with the activities</i>		X
c Did the foundation file Form 1120-POL for this year?		X
d Enter the amount (if any) of tax on political expenditures (section 4955) imposed during the year: (1) On the foundation \$ _____ (2) On foundation managers \$ _____		
e Enter the reimbursement (if any) paid by the foundation during the year for political expenditure tax imposed on foundation managers \$ _____		
2 Has the foundation engaged in any activities that have not previously been reported to the IRS? <i>If "Yes," attach a detailed description of the activities</i>		X
3 Has the foundation made any changes, not previously reported to the IRS, in its governing instrument, articles of incorporation, or bylaws, or other similar instruments? <i>If "Yes," attach a conformed copy of the changes</i>		X
4a Did the foundation have unrelated business gross income of \$1,000 or more during the year?		X
b If "Yes," has it filed a tax return on Form 990-T for this year?	N/A	
5 Was there a liquidation, termination, dissolution, or substantial contraction during the year? <i>If "Yes," attach the statement required by General Instruction T</i>		X
6 Are the requirements of section 508(e) (relating to sections 4941 through 4945) satisfied either: • By language in the governing instrument, or • By state legislation that effectively amends the governing instrument so that no mandatory directions that conflict with the state law remain in the governing instrument?	X	
7 Did the foundation have at least \$5,000 in assets at any time during the year? <i>If "Yes," complete Part II, col (c), and Part XV</i>	X	
8a Enter the states to which the foundation reports or with which it is registered (see instructions) ID _____		
b If the answer is "Yes" to line 7, has the foundation furnished a copy of Form 990-PF to the Attorney General (or designate) of each state as required by <i>General Instruction G</i> ? <i>If "No," attach explanation</i>	X	
9 Is the foundation claiming status as a private operating foundation within the meaning of section 4942(j)(3) or 4942(j)(5) for calendar year 2015 or the taxable year beginning in 2015 (see instructions for Part XIV)? <i>If "Yes," complete Part XIV</i>		X
10 Did any persons become substantial contributors during the tax year? <i>If "Yes," attach a schedule listing their names and addresses</i>		X

Part VII-A Statements Regarding Activities (continued)

11	At any time during the year, did the foundation, directly or indirectly, own a controlled entity within the meaning of section 512(b)(13)? If "Yes," attach schedule (see instructions)	11		X
12	Did the foundation make a distribution to a donor advised fund over which the foundation or a disqualified person had advisory privileges? If "Yes," attach statement (see instructions)	12		X
13	Did the foundation comply with the public inspection requirements for its annual returns and exemption application? Website address ► N/A	13	X	
14	The books are in care of ► J R Simplot Company Telephone no ► 208-336-2110 Located at ► 999 Main Street Boise ID ZIP+4 ► 83702			
15	Section 4947(a)(1) nonexempt charitable trusts filing Form 990-PF in lieu of Form 1041—Check here and enter the amount of tax-exempt interest received or accrued during the year ► 15			
16	At any time during calendar year 2015, did the foundation have an interest in or a signature or other authority over a bank, securities, or other financial account in a foreign country? See the instructions for exceptions and filing requirements for FinCEN Form 114 If "Yes," enter the name of the foreign country ►	16	Yes	No
				X

Part VII-B Statements Regarding Activities for Which Form 4720 May Be Required

File Form 4720 if any item is checked in the "Yes" column, unless an exception applies.

		Yes	No
1a	During the year did the foundation (either directly or indirectly)		
	(1) Engage in the sale or exchange, or leasing of property with a disqualified person? <input type="checkbox"/> Yes <input checked="" type="checkbox"/> No		
	(2) Borrow money from, lend money to, or otherwise extend credit to (or accept it from) a disqualified person? <input type="checkbox"/> Yes <input checked="" type="checkbox"/> No		
	(3) Furnish goods, services, or facilities to (or accept them from) a disqualified person? <input checked="" type="checkbox"/> Yes <input type="checkbox"/> No		
	(4) Pay compensation to, or pay or reimburse the expenses of, a disqualified person? <input type="checkbox"/> Yes <input checked="" type="checkbox"/> No		
	(5) Transfer any income or assets to a disqualified person (or make any of either available for the benefit or use of a disqualified person)? <input type="checkbox"/> Yes <input checked="" type="checkbox"/> No		
	(6) Agree to pay money or property to a government official? (Exception. Check "No" if the foundation agreed to make a grant to or to employ the official for a period after termination of government service, if terminating within 90 days) <input type="checkbox"/> Yes <input checked="" type="checkbox"/> No		
b	If any answer is "Yes" to 1a(1)–(6), did any of the acts fail to qualify under the exceptions described in Regulations section 53.4941(d)-3 or in a current notice regarding disaster assistance (see instructions)? Organizations relying on a current notice regarding disaster assistance check here ► <input type="checkbox"/>	1b	X
c	Did the foundation engage in a prior year in any of the acts described in 1a, other than excepted acts, that were not corrected before the first day of the tax year beginning in 2015?	1c	X
2	Taxes on failure to distribute income (section 4942) (does not apply for years the foundation was a private operating foundation defined in section 4942(j)(3) or 4942(j)(5))		
a	At the end of tax year 2015, did the foundation have any undistributed income (lines 6d and 6e, Part XIII) for tax year(s) beginning before 2015? <input type="checkbox"/> Yes <input checked="" type="checkbox"/> No If "Yes," list the years ► 20____, 20____, 20____, 20____		
b	Are there any years listed in 2a for which the foundation is not applying the provisions of section 4942(a)(2) (relating to incorrect valuation of assets) to the year's undistributed income? (If applying section 4942(a)(2) to all years listed, answer "No" and attach statement—see instructions)	2b	N/A
c	If the provisions of section 4942(a)(2) are being applied to any of the years listed in 2a, list the years here ► 20____, 20____, 20____, 20____		
3a	Did the foundation hold more than a 2% direct or indirect interest in any business enterprise at any time during the year? <input type="checkbox"/> Yes <input checked="" type="checkbox"/> No		
b	If "Yes," did it have excess business holdings in 2015 as a result of (1) any purchase by the foundation or disqualified persons after May 26, 1969, (2) the lapse of the 5-year period (or longer period approved by the Commissioner under section 4943(c)(7)) to dispose of holdings acquired by gift or bequest, or (3) the lapse of the 10-, 15-, or 20-year first phase holding period? (Use Schedule C, Form 4720, to determine if the foundation had excess business holdings in 2015)	3b	N/A
4a	Did the foundation invest during the year any amount in a manner that would jeopardize its charitable purposes?	4a	X
b	Did the foundation make any investment in a prior year (but after December 31, 1969) that could jeopardize its charitable purpose that had not been removed from jeopardy before the first day of the tax year beginning in 2015?	4b	X

Part VII-B Statements Regarding Activities for Which Form 4720 May Be Required (continued)

<p>5a During the year did the foundation pay or incur any amount to</p> <p>(1) Carry on propaganda, or otherwise attempt to influence legislation (section 4945(e))?</p> <p>(2) Influence the outcome of any specific public election (see section 4955), or to carry on, directly or indirectly, any voter registration drive?</p> <p>(3) Provide a grant to an individual for travel, study, or other similar purposes?</p> <p>(4) Provide a grant to an organization other than a charitable, etc., organization described in section 4945(d)(4)(A)? (see instructions)</p> <p>(5) Provide for any purpose other than religious, charitable, scientific, literary, or educational purposes, or for the prevention of cruelty to children or animals?</p> <p>b If any answer is "Yes" to 5a(1)–(5), did any of the transactions fail to qualify under the exceptions described in Regulations section 53.4945 or in a current notice regarding disaster assistance (see instructions)?</p> <p>Organizations relying on a current notice regarding disaster assistance check here ▶ <input type="checkbox"/></p> <p>c If the answer is "Yes" to question 5a(4), does the foundation claim exemption from the tax because it maintained expenditure responsibility for the grant?</p> <p>If "Yes," attach the statement required by Regulations section 53.4945–5(d)</p> <p>6a Did the foundation, during the year, receive any funds, directly or indirectly, to pay premiums on a personal benefit contract?</p> <p>b Did the foundation, during the year, pay premiums, directly or indirectly, on a personal benefit contract?</p> <p>If "Yes" to 6b, file Form 8870</p> <p>7a At any time during the tax year, was the foundation a party to a prohibited tax shelter transaction?</p> <p>b If "Yes," did the foundation receive any proceeds or have any net income attributable to the transaction?</p>	<p><input type="checkbox"/> Yes <input checked="" type="checkbox"/> No</p> <p><input type="checkbox"/> Yes <input checked="" type="checkbox"/> No</p> <p><input type="checkbox"/> Yes <input checked="" type="checkbox"/> No</p> <p><input type="checkbox"/> Yes <input checked="" type="checkbox"/> No</p> <p><input type="checkbox"/> Yes <input checked="" type="checkbox"/> No</p> <p><input type="checkbox"/> Yes <input type="checkbox"/> No</p> <p><input type="checkbox"/> Yes <input checked="" type="checkbox"/> No</p> <p><input type="checkbox"/> Yes <input type="checkbox"/> No</p> <p><input type="checkbox"/> Yes <input checked="" type="checkbox"/> No</p> <p><input type="checkbox"/> Yes <input checked="" type="checkbox"/> No</p> <p><input type="checkbox"/> Yes <input checked="" type="checkbox"/> No</p>	<p>5b N/A</p> <p>6b X</p> <p>7b N/A</p>
---	--	--

Part VIII Information About Officers, Directors, Trustees, Foundation Managers, Highly Paid Employees, and Contractors**1 List all officers, directors, trustees, foundation managers and their compensation (see instructions).**

(a) Name and address	(b) Title, and average hours per week devoted to position	(c) Compensation (If not paid, enter -0-)	(d) Contributions to employee benefit plans and deferred compensation	(e) Expense account, other allowances
See Attached Statement	00	0		
	00	0		
	00	0		
	00	0		
	00	0		

2 Compensation of five highest-paid employees (other than those included on line 1—see instructions). If none, enter "NONE."

(a) Name and address of each employee paid more than \$50,000	(b) Title, and average hours per week devoted to position	(c) Compensation	(d) Contributions to employee benefit plans and deferred compensation	(e) Expense account, other allowances
NONE				

Total number of other employees paid over \$50,000 ▶

Part VIII Information About Officers, Directors, Trustees, Foundation Managers, Highly Paid Employees, and Contractors (continued)**3 Five highest-paid independent contractors for professional services** (see instructions). If none, enter "NONE."

(a) Name and address of each person paid more than \$50,000	(b) Type of service	(c) Compensation
NONE		
Total number of others receiving over \$50,000 for professional services		

Part IX-A Summary of Direct Charitable Activities

List the foundation's four largest direct charitable activities during the tax year. Include relevant statistical information such as the number of organizations and other beneficiaries served, conferences convened, research papers produced, etc.	Expenses
1 United Way of Treasure Valley	
Contribution	227,337
2 Idaho Food Bank	
Contribution	200,850
3 Nutrients for Life	
Contribution	120,000
4 NDSU Development Foundation	
Contribution	100,000

Part IX-B Summary of Program-Related Investments (see instructions)

Describe the two largest program-related investments made by the foundation during the tax year on lines 1 and 2	Amount
1 None	
2	
All other program-related investments. See instructions.	
3	
Total. Add lines 1 through 3	0

Part X Minimum Investment Return (All domestic foundations must complete this part. Foreign foundations, see instructions)

1	Fair market value of assets not used (or held for use) directly in carrying out charitable, etc., purposes		
a	Average monthly fair market value of securities	1a	34,387,413
b	Average of monthly cash balances	1b	586,540
c	Fair market value of all other assets (see instructions)	1c	65,155
d	Total (add lines 1a, b, and c)	1d	35,039,108
e	Reduction claimed for blockage or other factors reported on lines 1a and 1c (attach detailed explanation)	1e	
2	Acquisition indebtedness applicable to line 1 assets	2	
3	Subtract line 2 from line 1d	3	35,039,108
4	Cash deemed held for charitable activities. Enter 1 1/2 % of line 3 (for greater amount, see instructions)	4	525,587
5	Net value of noncharitable-use assets. Subtract line 4 from line 3. Enter here and on Part V, line 4	5	34,513,521
6	Minimum investment return. Enter 5% of line 5	6	1,725,676

Part XI Distributable Amount (see instructions) (Section 4942(j)(3) and (j)(5) private operating foundations and certain foreign organizations check here ☐ and do not complete this part)

1	Minimum investment return from Part X, line 6	1	1,725,676
2a	Tax on investment income for 2015 from Part VI, line 5	2a	3,217
b	Income tax for 2015 (This does not include the tax from Part VI)	2b	
c	Add lines 2a and 2b	2c	3,217
3	Distributable amount before adjustments. Subtract line 2c from line 1	3	1,722,459
4	Recoveries of amounts treated as qualifying distributions	4	
5	Add lines 3 and 4	5	1,722,459
6	Deduction from distributable amount (see instructions)	6	
7	Distributable amount as adjusted. Subtract line 6 from line 5. Enter here and on Part XIII, line 1	7	1,722,459

Part XII Qualifying Distributions (see instructions)

1	Amounts paid (including administrative expenses) to accomplish charitable, etc., purposes		
a	Expenses, contributions, gifts, etc.—total from Part I, column (d), line 26	1a	1,517,352
b	Program-related investments—total from Part IX-B	1b	
2	Amounts paid to acquire assets used (or held for use) directly in carrying out charitable, etc., purposes	2	
3	Amounts set aside for specific charitable projects that satisfy the		
a	Suitability test (prior IRS approval required)	3a	
b	Cash distribution test (attach the required schedule)	3b	
4	Qualifying distributions. Add lines 1a through 3b. Enter here and on Part V, line 8, and Part XIII, line 4	4	1,517,352
5	Foundations that qualify under section 4940(e) for the reduced rate of tax on net investment income. Enter 1% of Part I, line 27b (see instructions)	5	3,217
6	Adjusted qualifying distributions. Subtract line 5 from line 4	6	1,514,135

Note. The amount on line 6 will be used in Part V, column (b), in subsequent years when calculating whether the foundation qualifies for the section 4940(e) reduction of tax in those years

Part XIII Undistributed Income (see instructions)

	(a) Corpus	(b) Years prior to 2014	(c) 2014	(d) 2015
1 Distributable amount for 2015 from Part XI, line 7				1,722,459
2 Undistributed income, if any, as of the end of 2015				
a Enter amount for 2014 only			451,358	
b Total for prior years 20____, 20____, 20____				
3 Excess distributions carryover, if any, to 2015				
a From 2010				
b From 2011				
c From 2012				
d From 2013				
e From 2014				
f Total of lines 3a through e	0			
4 Qualifying distributions for 2015 from Part XII, line 4 ▶ \$ 1,517,352				
a Applied to 2014, but not more than line 2a			451,358	
b Applied to undistributed income of prior years (Election required—see instructions)				
c Treated as distributions out of corpus (Election required—see instructions)				
d Applied to 2015 distributable amount				1,065,994
e Remaining amount distributed out of corpus				
5 Excess distributions carryover applied to 2015 (If an amount appears in column (d), the same amount must be shown in column (a))				
6 Enter the net total of each column as indicated below:				
a Corpus Add lines 3f, 4c, and 4e Subtract line 5	0			
b Prior years' undistributed income Subtract line 4b from line 2b		0		
c Enter the amount of prior years' undistributed income for which a notice of deficiency has been issued, or on which the section 4942(a) tax has been previously assessed				
d Subtract line 6c from line 6b Taxable amount—see instructions				
e Undistributed income for 2014 Subtract line 4a from line 2a Taxable amount—see instructions			0	
f Undistributed income for 2015 Subtract lines 4d and 5 from line 1 This amount must be distributed in 2016				656,465
7 Amounts treated as distributions out of corpus to satisfy requirements imposed by section 170(b)(1)(F) or 4942(g)(3) (Election may be required—see instructions)				
8 Excess distributions carryover from 2010 not applied on line 5 or line 7 (see instructions)				
9 Excess distributions carryover to 2016. Subtract lines 7 and 8 from line 6a				
10 Analysis of line 9				
a Excess from 2011				
b Excess from 2012				
c Excess from 2013				
d Excess from 2014				
e Excess from 2015				

N/A

1a If the foundation has received a ruling or determination letter that it is a private operating foundation, and the ruling is effective for 2015, enter the date of the ruling

b Check box to indicate whether the foundation is a private operating foundation described in section

☐ 4942(j)(3) or ☐ 4942(j)(5)

- 2a** Enter the lesser of the adjusted net income from Part I or the minimum investment return from Part X for each year listed
- b** 85% of line 2a
- c** Qualifying distributions from Part XII, line 4 for each year listed
- d** Amounts included in line 2c not used directly for active conduct of exempt activities
- e** Qualifying distributions made directly for active conduct of exempt activities
Subtract line 2d from line 2c

[illegible]

Part XV **Supplementary Information (Complete this part only if the foundation had \$5,000 or more in assets at any time during the year—see instructions.)**

1 Information Regarding Foundation Managers:

a List any managers of the foundation who have contributed more than 2% of the total contributions received by the foundation before the close of any tax year (but only if they have contributed more than \$5,000) (See section 507(d)(2))

None

b List any managers of the foundation who own 10% or more of the stock of a corporation (or an equally large portion of the ownership of a partnership or other entity) of which the foundation has a 10% or greater interest

None

2 Information Regarding Contribution, Grant, Gift, Loan, Scholarship, etc., Programs:

Check here ☒ if the foundation only makes contributions to preselected charitable organizations and does not accept unsolicited requests for funds. If the foundation makes gifts, grants, etc. (see instructions) to individuals or organizations under other conditions, complete items 2a, b, c, and d.

a The name, address, and telephone number or e-mail address of the person to whom applications should be addressed

b The form in which applications should be submitted and information and materials they should include

c Any submission deadlines

d Any restrictions or limitations on awards, such as by geographical areas, charitable fields, kinds of institutions, or other factors

Part XV **Supplementary Information** (continued)**3 Grants and Contributions Paid During the Year or Approved for Future Payment**

Recipient	If recipient is an individual, show any relationship to any foundation manager or substantial contributor	Foundation status of recipient	Purpose of grant or contribution	Amount
Name and address (home or business)				
a <i>Paid during the year</i> See Attached Schedule		PC	Public Charity	1,498,904
Total			▶ 3a	1,498,904
b <i>Approved for future payment</i> See Attached Schedule		PC	Public Charity	1,247,000
Total			▶ 3b	1,247,000

Part XVI-A Analysis of Income-Producing Activities

Enter gross amounts unless otherwise indicated







Enter gross amounts unless otherwise indicated		Unrelated business income		Excluded by section 512, 513, or 514		(e) Related or exempt function income (See instructions)
		(a) Business code	(b) Amount	(c) Exclusion code	(d) Amount	
1	Program service revenue					
a						
b						
c						
d						
e						
f						
g	Fees and contracts from government agencies					
2	Membership dues and assessments					
3	Interest on savings and temporary cash investments			14	255,677	
4	Dividends and interest from securities			14	204,197	
5	Net rental income or (loss) from real estate					
a	Debt-financed property					
b	Not debt-financed property					
6	Net rental income or (loss) from personal property					
7	Other investment income					
8	Gain or (loss) from sales of assets other than inventory			18	-44,119	
9	Net income or (loss) from special events					
10	Gross profit or (loss) from sales of inventory					
11	Other revenue a					
b						
c						
d						
e						
12	Subtotal. Add columns (b), (d), and (e)		0		415,755	0
13	Total. Add line 12, columns (b), (d), and (e)				13	415,755

(See worksheet in line 13 instructions to verify calculations)

Part XVI-B Relationship of Activities to the Accomplishment of Exempt Purposes

[illegible]

1	<p>Did the organization directly or indirectly engage in any of the following with any other organization described in section 501(c) of the Code (other than section 501(c)(3) organizations) or in section 527, relating to political organizations?</p>	
a	<p>Transfers from the reporting foundation to a noncharitable exempt organization of</p>	
	<p>(1) Cash</p>	1
	<p>(2) Other assets</p>	1
b	<p>Other transactions</p>	
	<p>(1) Sales of assets to a noncharitable exempt organization</p>	1
	<p>(2) Purchases of assets from a noncharitable exempt organization</p>	1
	<p>(3) Rental of facilities, equipment, or other assets</p>	1
	<p>(4) Reimbursement arrangements</p>	1
	<p>(5) Loans or loan guarantees</p>	1
	<p>(6) Performance of services or membership or fundraising solicitations</p>	1
c	<p>Sharing of facilities, equipment, mailing lists, other assets, or paid employees</p>	
d	<p>If the answer to any of the above is "Yes," complete the following schedule. Column (b) should always show the fair market value of the goods, other assets, or services given by the reporting foundation. If the foundation received less than fair market value in any transaction or sharing arrangement, show in column (d) the value of the goods, other assets, or services received</p>	

	Yes	No
		
1a(1)		X
1a(2)		X
		
1b(1)		X
1b(2)		X
1b(3)		X
1b(4)		X
1b(5)		X
1b(6)		X
1c		X

[illegible]

2a Is the foundation directly or indirectly affiliated with, or related to, one or more tax-exempt organizations described in section 501(c) of the Code (other than section 501(c)(3)) or in section 527?

☐ Yes ☐ No

b If "Yes," complete the following schedule

(a) Name of organization	(b) Type of organization	(c) Description of relationship

**Sign
Here**

Under penalties of perjury, I declare that I have examined this return, including accompanying schedules and statements, and to the best of my knowledge and belief, it is true, correct, and complete. Declaration of preparer (other than taxpayer) is based on all information of which preparer has any knowledge.

correct, and complete Declaration of preparer (other than the taxpayer) if the preparer is not the taxpayer. The declaration must be made by a person who is authorized to prepare the return, is not the taxpayer, and is not a disqualified person. The declaration must be made by a person who is not the taxpayer, is not a disqualified person, and is not the preparer of the return.

213-17

► TREASURER

May the IRS discuss this return with the preparer shown below (see instructions)? ☐ Yes ☐ No

**Paid
Preparer
Use Only**

Print/Type preparer's name

Preparer's signature

Date _____

Check ☐ if self-employed

PTIN

Firm's name ▶

Firm's EIN ►

Firm's address ►

Phone no

Part I, Line 6 (990-PF) - Gain/Loss from Sale of Assets Other Than Inventory

[illegible]

JR Simplot Company Foundation Inc
Part I, Line 6 (990-PF) - Gain/Loss on Sale of Assets Other than Inventory
03/31/16

Description	Date of Acquisition	Acquisition Method	Date Sold	Gross Sales Price	Cost or Other Basis	Net Gain or Loss
Amgen Inc 2/1/19 (20000 shrs)	10-30-14	P	12/02/15	22,173	22,699	(525)
Buckeye Partners LP (15000 shrs)	06-03-13	P	07/23/15	14,381	15,023	(642)
Caterpillar Fin Serv 7 05% 10/1/18 (35000 shrs)	04-06-10	P	11/10/15	39,987	40,318	(331)
Citigroup Inc 8 5% 5/22/19 (45000 shrs)	04-06-10	P	04/09/15	55,947	55,235	712
Coach Inc 4 25% 4/1/25 (20000 shrs)	02-23-15	P	03/01/16	19,592	19,889	(297)
Credit Suisse Mortgage Capital (63 shrs)	04-01-15	P	05/15/15	63	65	(2)
Credit Suisse Mortgage Capital (52 shrs)	04-01-15	P	06/17/15	52	54	(2)
Credit Suisse Mortgage Capital (1502 shrs)	04-01-15	P	07/17/15	1,502	1,551	(50)
Credit Suisse Mortgage Capital (731 shrs)	04-01-15	P	08/17/15	731	755	(24)
Credit Suisse Mortgage Capital (846 shrs)	04-01-15	P	09/17/15	846	874	(28)
Credit Suisse Mortgage Capital (436 shrs)	04-01-15	P	10/19/15	436	451	(14)
Credit Suisse Mortgage Capital (473 shrs)	04-01-15	P	11/18/15	473	489	(16)
Credit Suisse Mortgage Capital (388 shrs)	04-01-15	P	12/17/15	388	400	(13)
Credit Suisse Mortgage Capital (2184 41 shrs)	04-01-15	P	01/15/16	2,184	2,256	(72)
Credit Suisse Mortgage Capital (30581 65 shrs)	04-01-15	P	02/18/16	30,582	31,590	(1,008)
Credit Suisse Mortgage Capital (3210 52 shrs)	04-01-15	P	03/17/16	3,211	3,316	(106)
EMC Corp (35000 shrs)	06-03-13	P	07/17/15	35,162	34,916	246
Energizer Holdings 5/19/21 (5000 shrs)	03-20-14	P	05/05/15	5,258	5,233	25
Exelon Generation Co 5 2% 10/1/19 (40000 shrs)	04-06-10	P	02/18/16	43,205	40,378	2,827
Express Scripts Holding 11/15/21 (10000 shrs)	04-09-13	P	09/23/15	10,730	11,482	(752)
Fed Home Ln Assn 4/27/17 (270000 shrs)	04-16-15	P	01/27/16	269,582	273,083	(3,502)
Fed Home Ln Mtg Corp 1 0 3/8/17 (620000 shrs)	03-27-15	P	08/31/15	623,081	624,166	(1,085)
Fed Home Ln Mtg Corp 1 0 3/8/17 (250000 shrs)	03-27-15	P	01/27/16	250,000	251,680	(1,680)
Fed Home Ln Mtg Corp 2 375% 1/13/22 (265000 shrs)	05-30-12	P	08/26/15	270,258	272,097	(1,839)
Fed Home Ln Mtg Corp 5/13/16 (605000 shrs)	08-24-14	P	05/08/15	605,998	605,454	545
Fed Home Ln Mtg Corp Pool 4 5% 12/1/39 (5119 shrs)	12-07-11	P	04/15/15	5,119	5,411	(292)
Fed Home Ln Mtg Corp Pool 4 5% 12/1/39 (8469 shrs)	12-07-11	P	05/15/15	8,469	8,952	(483)
Fed Home Ln Mtg Corp Pool 4 5% 12/1/39 (7354 shrs)	12-07-11	P	06/15/15	7,354	7,773	(419)
Fed Home Ln Mtg Corp Pool 4 5% 12/1/39 (6450 shrs)	12-07-11	P	07/15/15	6,450	6,818	(368)
Fed Home Ln Mtg Corp Pool 4 5% 12/1/39 (6631 shrs)	12-07-11	P	08/15/15	6,631	7,009	(378)
Fed Home Ln Mtg Corp Pool 4.5% 12/1/39 (5813 shrs)	12-07-11	P	09/15/15	5,813	6,145	(332)
Fed Home Ln Mtg Corp Pool 4 5% 12/1/39 (3141 shrs)	12-07-11	P	10/15/15	3,141	3,320	(179)
Fed Home Ln Mtg Corp Pool 4 5% 12/1/39 (4406 shrs)	12-07-11	P	11/15/15	4,406	4,657	(251)
Fed Home Ln Mtg Corp Pool 4 5% 12/1/39 (7951 shrs)	12-07-11	P	12/15/15	7,951	8,404	(453)
Fed Home Ln Mtg Corp Pool 4 5% 12/1/39 (3329 09 shrs)	12-07-11	P	01/15/16	3,329	3,519	(190)
Fed Home Ln Mtg Corp Pool 4 5% 12/1/39 (5380 46 shrs)	12-07-11	P	02/15/16	5,380	5,687	(307)
Fed Home Ln Mtg Corp Pool 4 5% 12/1/39 (4533 09 shrs)	12-07-11	P	03/15/16	4,533	4,792	(259)
Fed Natl Mtg Assn 2/1/43 (622 shrs)	06-18-13	P	04/25/15	622	597	25
Fed Natl Mtg Assn 2/1/43 (908 shrs)	06-18-13	P	05/25/15	908	872	36
Fed Natl Mtg Assn 2/1/43 (1481 shrs)	06-18-13	P	06/25/15	1,481	1,422	59
Fed Natl Mtg Assn 2/1/43 (1890 shrs)	06-18-13	P	07/25/15	1,890	1,815	75
Fed Natl Mtg Assn 2/1/43 (667 shrs)	06-18-13	P	08/25/15	667	641	27
Fed Natl Mtg Assn 2/1/43 (1286 shrs)	06-18-13	P	09/25/15	1,286	1,235	51
Fed Natl Mtg Assn 2/1/43 (602 shrs)	06-18-13	P	10/25/15	602	578	24
Fed Natl Mtg Assn 2/1/43 (536 shrs)	06-18-13	P	11/25/15	536	514	21
Fed Natl Mtg Assn 2/1/43 (733 shrs)	06-18-13	P	12/25/15	733	704	29
Fed Natl Mtg Assn 2/1/43 (627 25 shrs)	06-18-13	P	01/25/16	627	602	25
Fed Natl Mtg Assn 2/1/43 (460 51 shrs)	06-18-13	P	02/25/16	461	442	18
Fed Natl Mtg Assn 2/1/43 (524 55 shrs)	06-18-13	P	03/25/16	525	504	21
Fed Natl Mtg Assn 4/1/27 (2401 shrs)	06-18-13	P	04/25/15	2,401	2,503	(101)
Fed Natl Mtg Assn 4/1/27 (2564 shrs)	06-18-13	P	05/25/15	2,564	2,672	(108)
Fed Natl Mtg Assn 4/1/27 (2473 shrs)	06-18-13	P	06/25/15	2,473	2,578	(104)
Fed Natl Mtg Assn 4/1/27 (2925 shrs)	06-18-13	P	07/25/15	2,925	3,049	(123)
Fed Natl Mtg Assn 4/1/27 (2975 shrs)	06-18-13	P	08/25/15	2,975	3,101	(126)
Fed Natl Mtg Assn 4/1/27 (2306 shrs)	06-18-13	P	09/25/15	2,306	2,403	(97)
Fed Natl Mtg Assn 4/1/27 (2450 shrs)	06-18-13	P	10/25/15	2,450	2,553	(103)
Fed Natl Mtg Assn 4/1/27 (2279 shrs)	06-18-13	P	11/25/15	2,279	2,375	(96)
Fed Natl Mtg Assn 4/1/27 (2213 shrs)	06-18-13	P	12/25/15	2,213	2,307	(93)
Fed Natl Mtg Assn 4/1/27 (2356 56 shrs)	06-18-13	P	01/25/16	2,357	2,456	(99)
Fed Natl Mtg Assn 4/1/27 (1934 shrs)	06-18-13	P	02/25/16	1,934	2,016	(82)
Fed Natl Mtg Assn 4/1/27 (1849 57 shrs)	06-18-13	P	03/25/16	1,850	1,928	(78)
Fed Natl Mtg Assn 6/1/43 (4690 shrs)	06-01-13	P	04/15/15	4,690	4,854	(164)
Fed Natl Mtg Assn 6/1/43 (2752 shrs)	06-01-13	P	05/15/15	2,752	2,848	(96)
Fed Natl Mtg Assn 6/1/43 (3322 shrs)	06-01-13	P	06/15/15	3,322	3,438	(116)
Fed Natl Mtg Assn 6/1/43 (4643 shrs)	06-01-13	P	07/15/15	4,643	4,805	(163)
Fed Natl Mtg Assn 6/1/43 (2179 shrs)	06-01-13	P	08/15/15	2,179	2,255	(76)

JR Simplot Company Foundation Inc
Part I, Line 6 (990-PF) - Gain/Loss on Sale of Assets Other than Inventory
03/31/16

Description	Date of Acquisition	Acquisition Method	Date Sold	Gross Sales Price	Cost or Other Basis	Net Gain or Loss
Fed Natl Mtg Assn 6/1/43 (2764 shrs)	06-01-13	P	09/15/15	2,764	2,861	(97)
Fed Natl Mtg Assn 6/1/43 (1742 shrs)	06-01-13	P	10/15/15	1,742	1,803	(61)
Fed Natl Mtg Assn 6/1/43 (4142 shrs)	06-01-13	P	11/15/15	4,142	4,287	(145)
Fed Natl Mtg Assn 6/1/43 (3661 shrs)	06-01-13	P	12/15/15	3,661	3,789	(128)
Fed Natl Mtg Assn 6/1/43 (3620 26 shrs)	06-01-13	P	01/15/16	3,620	3,747	(127)
Fed Natl Mtg Assn 6/1/43 (2181 85 shrs)	06-01-13	P	02/15/16	2,182	2,258	(76)
Fed Natl Mtg Assn 6/1/43 (2745 12 shrs)	06-01-13	P	03/15/16	2,745	2,841	(96)
Fed Natl Mtg Assn 7/1/43 (1276 shrs)	06-18-13	P	04/25/15	1,276	1,281	(5)
Fed Natl Mtg Assn 7/1/43 (2488 shrs)	06-18-13	P	05/25/15	2,488	2,497	(9)
Fed Natl Mtg Assn 7/1/43 (1130 shrs)	06-18-13	P	06/25/15	1,130	1,134	(4)
Fed Natl Mtg Assn 7/1/43 (1260 shrs)	06-18-13	P	07/25/15	1,260	1,265	(5)
Fed Natl Mtg Assn 7/1/43 (1110 shrs)	06-18-13	P	08/25/15	1,110	1,114	(4)
Fed Natl Mtg Assn 7/1/43 (613 shrs)	06-18-13	P	09/25/15	613	615	(2)
Fed Natl Mtg Assn 7/1/43 (1088 shrs)	06-18-13	P	10/25/15	1,088	1,092	(4)
Fed Natl Mtg Assn 7/1/43 (525 shrs)	06-18-13	P	11/25/15	525	527	(2)
Fed Natl Mtg Assn 7/1/43 (1920 shrs)	06-18-13	P	12/25/15	1,920	1,928	(7)
Fed Natl Mtg Assn 7/1/43 (279 85 shrs)	06-18-13	P	01/25/16	280	281	(1)
Fed Natl Mtg Assn 7/1/43 (1897 4 shrs)	06-18-13	P	02/25/16	1,897	1,905	(7)
Fed Natl Mtg Assn 7/1/43 (735 5 shrs)	06-18-13	P	03/25/16	736	738	(3)
Fed Natl Mtg Assn Pool 5 5% 12/1/23 (763 shrs)	09-01-10	P	04/25/15	763	821	(58)
Fed Natl Mtg Assn Pool 5 5% 12/1/23 (771 shrs)	09-01-10	P	05/25/15	771	829	(58)
Fed Natl Mtg Assn Pool 5 5% 12/1/23 (619 shrs)	09-01-10	P	06/25/15	619	666	(47)
Fed Natl Mtg Assn Pool 5 5% 12/1/23 (472 shrs)	09-01-10	P	07/25/15	472	507	(36)
Fed Natl Mtg Assn Pool 5 5% 12/1/23 (493 shrs)	09-01-10	P	08/25/15	493	530	(37)
Fed Natl Mtg Assn Pool 5 5% 12/1/23 (432 shrs)	09-01-10	P	09/25/15	432	465	(33)
Fed Natl Mtg Assn Pool 5 5% 12/1/23 (374 shrs)	09-01-10	P	10/25/15	374	402	(28)
Fed Natl Mtg Assn Pool 5 5% 12/1/23 (661 shrs)	09-01-10	P	11/25/15	661	711	(50)
Fed Natl Mtg Assn Pool 5 5% 12/1/23 (531 shrs)	09-01-10	P	12/25/15	531	571	(40)
Fed Natl Mtg Assn Pool 5 5% 12/1/23 (527 47 shrs)	09-01-10	P	01/25/16	527	567	(40)
Fed Natl Mtg Assn Pool 5 5% 12/1/23 (456 73 shrs)	09-01-10	P	02/25/16	457	491	(34)
Fed Natl Mtg Assn Pool 5 5% 12/1/23 (599 91 shrs)	09-01-10	P	03/25/16	600	645	(45)
Fed Natl Mtg Assn Pool 6 0% 7/1/38 (1364 shrs)	10-18-10	P	04/25/15	1,364	1,487	(123)
Fed Natl Mtg Assn Pool 6 0% 7/1/38 (913 shrs)	10-18-10	P	05/25/15	913	996	(82)
Fed Natl Mtg Assn Pool 6 0% 7/1/38 (923 shrs)	10-18-10	P	06/25/15	923	1,006	(83)
Fed Natl Mtg Assn Pool 6 0% 7/1/38 (1117 shrs)	10-18-10	P	07/25/15	1,117	1,218	(101)
Fed Natl Mtg Assn Pool 6 0% 7/1/38 (845 shrs)	10-18-10	P	08/25/15	845	921	(76)
Fed Natl Mtg Assn Pool 6 0% 7/1/38 (826 shrs)	10-18-10	P	09/25/15	826	900	(74)
Fed Natl Mtg Assn Pool 6 0% 7/1/38 (841 shrs)	10-18-10	P	10/25/15	841	916	(76)
Fed Natl Mtg Assn Pool 6.0% 7/1/38 (706 shrs)	10-18-10	P	11/25/15	706	769	(64)
Fed Natl Mtg Assn Pool 6 0% 7/1/38 (688 shrs)	10-18-10	P	12/25/15	688	749	(62)
Fed Natl Mtg Assn Pool 6 0% 7/1/38 (974 75 shrs)	10-18-10	P	01/25/16	975	1,062	(88)
Fed Natl Mtg Assn Pool 6 0% 7/1/38 (673 36 shrs)	10-18-10	P	02/25/16	673	734	(61)
Fed Natl Mtg Assn Pool 6 0% 7/1/38 (729 55 shrs)	10-18-10	P	03/25/16	730	795	(66)
Fed Natl Mtg Assn Pool 9/1/39 (6462 shrs)	01-30-14	P	04/25/15	6,462	7,168	(706)
Fed Natl Mtg Assn Pool 9/1/39 (7425 shrs)	01-30-14	P	05/25/15	7,425	8,236	(811)
Fed Natl Mtg Assn Pool 9/1/39 (6266 shrs)	01-30-14	P	06/25/15	6,266	6,951	(684)
Fed Natl Mtg Assn Pool 9/1/39 (7740 shrs)	01-30-14	P	07/25/15	7,740	8,585	(845)
Fed Natl Mtg Assn Pool 9/1/39 (6208 shrs)	01-30-14	P	08/25/15	6,208	6,886	(678)
Fed Natl Mtg Assn Pool 9/1/39 (6906 shrs)	01-30-14	P	09/25/15	6,906	7,660	(754)
Fed Natl Mtg Assn Pool 9/1/39 (4950 shrs)	01-30-14	P	10/25/15	4,950	5,491	(541)
Fed Natl Mtg Assn Pool 9/1/39 (5459 shrs)	01-30-14	P	11/25/15	5,459	6,056	(596)
Fed Natl Mtg Assn Pool 9/1/39 (4052 shrs)	01-30-14	P	12/25/15	4,052	4,495	(443)
Fed Natl Mtg Assn Pool 9/1/39 (4466 71 shrs)	01-30-14	P	01/25/16	4,467	4,955	(488)
Fed Natl Mtg Assn Pool 9/1/39 (5075 86 shrs)	01-30-14	P	02/25/16	5,076	5,630	(554)
Fed Natl Mtg Assn Pool 9/1/39 (4876 45 shrs)	01-30-14	P	03/25/16	4,876	5,409	(533)
Fortune Brands Inc 5 375% 1/15/16 (6000 shrs)	04-07-10	P	01/15/16	6,000	6,248	(248)
General Elec Cap Co 7/12/16 (95000 shrs)	07-09-13	P	04/10/15	96,178	94,970	1,208
Goldman Sachs Group 2/7/16 (220000 shrs)	07-09-13	P	02/07/16	220,000	230,459	(10,459)
GS Mortgage Securities Corpora (51 shrs)	03-20-15	P	04/10/15	51	53	(3)
GS Mortgage Securities Corpora (2513 shrs)	03-20-15	P	05/12/15	2,513	2,637	(124)
GS Mortgage Securities Corpora (49 shrs)	03-20-15	P	06/12/15	49	51	(2)
GS Mortgage Securities Corpora (276 shrs)	03-20-15	P	07/10/15	276	289	(14)
GS Mortgage Securities Corpora (1738 shrs)	03-20-15	P	08/12/15	1,738	1,824	(86)
GS Mortgage Securities Corpora (48 shrs)	03-20-15	P	09/14/15	48	51	(2)
GS Mortgage Securities Corpora (215 shrs)	03-20-15	P	10/12/15	215	225	(11)
GS Mortgage Securities Corpora (492 shrs)	03-20-15	P	11/13/15	492	516	(24)

JR Simplot Company Foundation Inc
Part I, Line 6 (990-PF) - Gain/Loss on Sale of Assets Other than Inventory
03/31/16

Description	Date of Acquisition	Acquisition Method	Date Sold	Gross Sales Price	Cost or Other Basis	Net Gain or Loss
GS Mortgage Securities Corpora (54 shrs)	03-20-15	P	12/11/15	54	57	(3)
GS Mortgage Securities Corpora (52 3 shrs)	03-20-15	P	01/12/16	52	55	(3)
GS Mortgage Securities Corpora (49 57 shrs)	03-20-15	P	02/12/16	50	52	(2)
GS Mortgage Securities Corpora (5655 35 shrs)	03-20-15	P	03/11/16	5,655	5,935	(280)
Hartford Finl Svcs 5 125% 4/15/22 (25000 shrs)	09-20-12	P	09/23/15	27,676	27,566	110
Intesa Sanpaolo Spa 3 125% 1/15/16 (15000 shrs)	03-08-13	P	01/15/16	15,000	14,966	34
JB Hunt Transport Svcs 9/15/15 (45000 shrs)	09-15-10	P	09/15/15	45,000	44,847	153
Jefferies Group Inc 4/13/18 (215000 shrs)	01-30-14	P	04/20/15	227,044	236,008	(8,963)
Jefferies Group Inc 7/15/19 (35000 shrs)	04-05-11	P	02/17/16	39,367	38,888	479
LB-UBS Coml Mtg Tr 2006-C4 (148 shrs)	04-02-15	P	04/17/15	148	154	(6)
LB-UBS Coml Mtg Tr 2006-C4 (156 shrs)	04-02-15	P	05/15/15	156	162	(6)
LB-UBS Coml Mtg Tr 2006-C4 (123 shrs)	04-02-15	P	06/17/15	123	128	(5)
LB-UBS Coml Mtg Tr 2006-C4 (141 shrs)	04-02-15	P	07/17/15	141	147	(6)
LB-UBS Coml Mtg Tr 2006-C4 (194 shrs)	04-02-15	P	08/17/15	194	202	(8)
LB-UBS Coml Mtg Tr 2006-C4 (4287 shrs)	04-02-15	P	09/17/15	4,287	4,460	(173)
LB-UBS Coml Mtg Tr 2006-C4 (156 shrs)	04-02-15	P	10/19/15	156	163	(6)
LB-UBS Coml Mtg Tr 2006-C4 (297 shrs)	04-02-15	P	11/17/15	297	309	(12)
LB-UBS Coml Mtg Tr 2006-C4 (6695 shrs)	04-02-15	P	12/17/15	6,695	6,966	(271)
LB-UBS Coml Mtg Tr 2006-C4 (11499 27 shrs)	04-02-15	P	01/15/16	11,499	11,965	(465)
LB-UBS Coml Mtg Tr 2006-C4 (17106 95 shrs)	04-02-15	P	02/18/16	17,107	17,799	(692)
LB-UBS Coml Mtg Tr 2006-C4 (23588 43 shrs)	04-02-15	P	03/17/16	23,588	24,543	(955)
LB-UBS Commercial Mtg Trust (14 shrs)	03-20-15	P	07/17/15	14	15	(1)
LB-UBS Commercial Mtg Trust (37 shrs)	03-20-15	P	08/17/15	37	39	(2)
LB-UBS Commercial Mtg Trust (37 shrs)	03-20-15	P	09/17/15	37	39	(2)
LB-UBS Commercial Mtg Trust (154 shrs)	03-20-15	P	10/19/15	154	162	(8)
LB-UBS Commercial Mtg Trust (38 shrs)	03-20-15	P	11/17/15	38	40	(2)
LB-UBS Commercial Mtg Trust (92 shrs)	03-20-15	P	12/17/15	92	96	(5)
LB-UBS Commercial Mtg Trust (134.11 shrs)	03-20-15	P	01/15/16	134	141	(7)
LB-UBS Commercial Mtg Trust (271 53 shrs)	03-20-15	P	02/18/16	272	285	(14)
LB-UBS Commercial Mtg Trust (269 85 shrs)	03-20-15	P	03/17/16	270	283	(14)
Macys Retail Hldgs 2/15/23 (15000 shrs)	06-26-13	P	11/18/15	13,815	13,792	23
Morgan Stanley 2/25/16 (230000 shrs)	07-10-13	P	02/25/16	230,000	229,055	945
Mosaic Co 11/15/23 (5000 shrs)	02-06-14	P	07/23/15	5,113	5,027	85
Petrobras Global Finance 1/27/16 (40000 shrs)	02-02-15	P	04/24/15	40,040	39,700	340
Simon Property Grou 10 35% 4/1/19 (30000 shrs)	04-06-10	P	02/09/16	36,895	37,427	(532)
Talisman Energy 2/1/21 (20000 shrs)	12-16-14	P	03/01/16	14,010	19,697	(5,687)
Textron Inc 7 25% 10/1/19 (30000 shrs)	04-06-10	P	11/18/15	34,364	32,552	1,813
UDR Inc 4 625% 2/10/22 (15000 shrs)	01-06-12	P	02/09/16	16,310	15,154	1,155
US Treasury Note 5/31/16 (350000 shrs)	05-30-14	P	06/10/15	349,672	350,055	(383)
US Treasury Note 5/31/16 (236000 shrs)	05-30-14	P	08/25/15	235,668	236,037	(369)
US Treasury Note 5/31/16 (414000 shrs)	05-30-14	P	08/26/15	414,129	414,065	65
US Treasury Note 5/31/20 (510000 shrs)	10-28-15	P	02/02/16	515,419	512,789	2,630
Xerox Corporation 2/1/17 (115000 shrs)	06-25-14	P	01/29/16	119,250	130,446	(11,195)
Xerox Corporation 5/15/2020 (15000 shrs)	05-07-14	P	11/16/15	14,205	15,029	(824)
Xilinx Inc 3/15/21 (25000 shrs)	03-07-14	P	07/30/15	25,325	24,777	549
Alphabet Inc Cl A (220 shrs)	06-29-10	P	02/03/16	165,229	50,509	114,721
Alphabet Inc Cl C (0 6471 shrs)	06-29-10	P	05/06/15	360	148	213
Alphabet Inc Cl C (250 shrs)	06-29-10	P	02/03/16	182,450	57,056	125,394
Apache Corp (770 shrs)	04-26-12	P	06/17/15	44,937	72,750	(27,813)
Apache Corp (290 shrs)	01-30-14	P	06/17/15	16,924	23,649	(6,725)
Apache Corp (220 shrs)	10-31-14	P	06/17/15	12,839	16,955	(4,116)
Apollo Education Group Inc (4550 shrs)	02-03-14	P	04/02/15	85,984	143,462	(57,479)
Apollo Education Group Inc (2660 shrs)	06-06-14	P	04/02/15	50,267	73,179	(22,912)
Cameron Intl Corp (2050 shrs)	07-31-13	P	08/26/15	122,848	119,561	3,288
Cameron Intl Corp (160 shrs)	10-24-13	P	08/26/15	9,588	8,600	988
Cameron Intl Corp (80 shrs)	10-24-13	P	08/26/15	4,794	4,327	467
Cameron Intl Corp (2280 shrs)	10-28-13	P	08/26/15	136,631	123,394	13,237
Catamaran Corporation (4140 shrs)	05-20-14	P	03/30/15	248,138	178,042	70,096
Catamaran Corporation (2780 shrs)	10-21-14	P	03/30/15	166,624	115,233	51,390
Cerner Corp Com (1390 shrs)	02-10-11	P	05/28/15	95,076	34,087	60,988
Cerner Corp Com (1310 shrs)	02-10-11	P	05/28/15	89,604	32,126	57,478
D R Horton Inc Com (4020 shrs)	12-18-13	P	04/17/15	113,058	80,812	32,246
D R Horton Inc Com (70 shrs)	12-19-13	P	04/17/15	1,969	1,410	559
Ebay Inc (4270 shrs)	08-28-13	P	02/08/16	93,546	84,856	8,691
Ebay Inc (1040 shrs)	06-03-14	P	02/08/16	22,784	20,661	2,123
Ebay Inc (710 shrs)	06-06-14	P	02/08/16	15,555	13,845	1,710

JR Simplot Company Foundation Inc
Part I, Line 6 (990-PF) - Gain/Loss on Sale of Assets Other than Inventory
03/31/16

Description	Date of Acquisition	Acquisition Method	Date Sold	Gross Sales Price	Cost or Other Basis	Net Gain or Loss
Eli Lilly & Co Com (4230 shrs)	05-04-15	P	10/07/15	354,486	308,981	45,505
EMC Corp Mass (3590 shrs)	06-07-12	P	04/14/15	93,576	88,329	5,246
EMC Corp Mass (2150 shrs)	06-07-12	P	09/29/15	49,607	52,899	(3,292)
EMC Corp Mass (6530 shrs)	02-20-13	P	09/29/15	150,668	156,269	(5,601)
EMC Corp Mass (2970 shrs)	01-30-14	P	09/29/15	68,527	73,144	(4,616)
EOG Resources Inc (630 shrs)	05-04-12	P	06/17/15	56,630	33,143	23,487
Express Scripts Holding Co (570 shrs)	03-24-14	P	12/16/15	49,282	43,063	6,219
Express Scripts Holding Co (500 shrs)	06-06-14	P	12/16/15	43,230	35,677	7,552
Express Scripts Holding Co (1080 shrs)	10-16-14	P	12/16/15	93,376	75,347	18,028
Gannett Inc (440 shrs)	09-23-14	P	07/02/15	5,419	5,029	389
Gannett Inc (2340 shrs)	09-23-14	P	07/02/15	28,818	26,977	1,840
General Electric Co (4950 shrs)	10-08-13	P	05/08/15	135,570	118,158	17,412
General Electric Co (4370 shrs)	10-08-13	P	10/19/15	126,112	104,313	21,799
General Electric Co (230 shrs)	09-22-14	P	10/19/15	6,637	5,999	638
General Electric Co (9580 shrs)	09-22-14	P	11/10/15	288,231	249,881	38,350
Hess Corp (640 shrs)	08-10-11	P	07/09/15	41,540	35,163	6,377
Hess Corp (5780 shrs)	05-23-12	P	07/09/15	375,155	260,386	114,769
Hsbc Holdings Plc 50p (26270 shrs)	04-15-14	P	04/10/15	233,771	273,348	(39,576)
Hsbc Holdings Plc 50p (3890 shrs)	06-09-14	P	04/10/15	34,616	41,213	(6,597)
Intuitive Surgical Inc (540 shrs)	09-21-15	P	03/17/16	307,376	273,244	34,132
Joy Global Inc (2170 shrs)	04-17-13	P	08/24/15	50,965	116,343	(65,378)
Joy Global Inc (2930 shrs)	09-25-14	P	08/24/15	68,814	163,708	(94,893)
Juniper Networks Inc (1860 shrs)	04-24-13	P	02/03/16	44,522	29,246	15,276
Juniper Networks Inc (8010 shrs)	10-23-14	P	02/03/16	191,734	159,534	32,200
Lennar Corporation Class A Common (2080 shrs)	01-28-14	P	04/16/15	104,211	79,720	24,491
Liberty Lilac Group-A (127 shrs)	03-21-14	P	07/07/15	6,157	5,481	675
Liberty Lilac Group-A (151 shrs)	05-11-15	P	07/07/15	7,320	6,496	824
Liberty Lilac Group-A (0 5 shrs)	05-11-15	P	07/13/15	22	24	(2)
Merck & Co Inc New (5380 shrs)	04-28-15	P	10/15/15	267,065	323,227	(56,162)
Mosaic Co/The (5540 shrs)	03-19-14	P	04/29/15	244,409	269,313	(24,905)
Mosaic Co/The (630 shrs)	06-06-14	P	04/29/15	27,794	30,741	(2,947)
Peabody Energy Corporation (6070 shrs)	05-21-13	P	04/14/15	29,310	128,867	(99,556)
Peabody Energy Corporation (1290 shrs)	07-15-13	P	04/14/15	6,229	20,523	(14,294)
Peabody Energy Corporation (3720 shrs)	05-07-14	P	04/14/15	17,963	68,621	(50,658)
Peabody Energy Corporation (6380 shrs)	06-03-14	P	04/14/15	30,807	101,751	(70,944)
Peabody Energy Corporation (4700 shrs)	09-17-14	P	04/14/15	22,695	67,875	(45,180)
Peabody Energy Corporation (6170 shrs)	12-19-14	P	04/14/15	29,793	51,847	(22,054)
Popular Inc (2933 shrs)	07-08-14	P	07/10/15	85,036	100,346	(15,309)
Popular Inc (1907 shrs)	07-08-14	P	07/10/15	55,356	65,243	(9,887)
Public Storage 6 5% PFD (640 shrs)	04-05-11	P	09/03/15	16,467	16,000	467
SabMiller PlcUsd 0 1 (5900 shrs)	08-26-15	P	09/17/15	330,885	270,222	60,664
Sanofi-Aventis (70 shrs)	08-08-14	P	10/06/15	3,417	3,649	(232)
Sanofi-Aventis (2620 shrs)	08-08-14	P	10/06/15	127,888	137,018	(9,129)
Slm Corp (21140 shrs)	10-27-14	P	10/08/15	151,222	191,979	(40,756)
Toll Bros Inc (2240 shrs)	01-28-14	P	04/17/15	85,560	81,332	4,228
Viacom Inc New (1160 shrs)	10-10-12	P	08/25/15	45,389	63,752	(18,363)
Viacom Inc New (1340 shrs)	01-08-13	P	08/25/15	52,432	76,120	(23,688)
Viacom Inc New (1160 shrs)	02-06-13	P	08/25/15	45,389	68,655	(23,266)
Viacom Inc New (1290 shrs)	09-24-14	P	08/25/15	50,476	99,412	(48,936)
Visa Inc-Class A Shrs (1120 shrs)	04-24-14	P	11/05/15	88,827	58,464	30,363
Visa Inc-Class A Shrs (320 shrs)	09-08-14	P	11/05/15	25,379	17,232	8,147
Weatherford International Inc (2280 shrs)	09-12-08	P	01/14/16	14,290	67,269	(52,979)
Weatherford International Inc (1220 shrs)	10-06-08	P	01/14/16	7,646	29,190	(21,544)
Weatherford International Inc (6360 shrs)	11-04-08	P	01/14/16	39,862	98,696	(58,835)
Weatherford International Inc (3320 shrs)	03-21-12	P	01/14/16	20,808	57,538	(36,730)
Weatherford International Inc (2670 shrs)	07-06-15	P	01/14/16	16,734	31,194	(14,459)
Yum Brands Inc (1770 shrs)	04-17-13	P	05/06/15	158,988	117,310	41,678
Yum Brands Inc (280 shrs)	01-30-14	P	05/06/15	25,151	18,686	6,464
				<u>12,189,375</u>	<u>12,233,494</u>	<u>(44,119)</u>

Part I, Line 11 (990-PF) - Other Income

		0	0	0
Description		Revenue and Expenses per Books	Net Investment Income	Adjusted Net Income
1	Other Investment Income		0	

Part I, Line 16b (990-PF) - Accounting Fees

		18,385	0	0	18,448
Description		Revenue and Expenses per Books	Net Investment Income	Adjusted Net Income	Disbursements for Charitable Purposes (Cash Basis Only)
1	J R Simplot Company	18,385			18,448

Part I, Line 18 (990-PF) - Taxes

		5,525	0	0	0
Description		Revenue and Expenses per Books	Net Investment Income	Adjusted Net Income	Disbursements for Charitable Purposes
1	Real estate tax not included in line 20	0			
2	Tax on investment income	0			
3	Income tax	0			
4	Excise Tax	5,525			

Part I, Line 23 (990-PF) - Other Expenses

		138,143	138,143	0	0
Description		Revenue and Expenses per Books	Net Investment Income	Adjusted Net Income	Disbursements for Charitable Purposes
1	Investment Brokerage Fees	138,143	138,143		

Part II, Line 15 (990-PF) - Other Assets

		0	4,596	4,596
Asset Description		Book Value Beg of Year	Book Value End of Year	FMV End of Year
1	Prepaid Taxes		4,596	4,596

Part II, Line 10b (990-PF) - Investments - Corporate Stock

	Description	Num Shares/ Face Value	Book Value Beg of Year	Book Value End of Year	FMV Beg of Year	FMV End of Year
1	Micron Technology	600,000	16,278,000	6,282,000	16,278,000	6,282,000
2	IShares Barclays Aggregate Bond Fund	3,802	423,657	421,357	423,657	421,357
3	IShares MSCI EAFE Index	2,217	142,265	126,724	142,265	126,724
4	IShares Tr Russell 2000 Index	1,251	155,587	138,397	155,587	138,397
5	IShares TR Russell Midcap Ind	1,280	221,594	208,537	221,594	208,537
6	IShares TR S&P Index	2,197	456,601	454,010	456,601	454,010
7	Manning & Napier Stocks (see schedule)	284,401	13,098,161	12,571,760	13,098,161	12,571,760
8	Manning & Napier Bonds (see schedule)	8,597,578	10,607,883	9,089,996	10,607,883	9,089,996

JR SIMPLOT COMPANY FOUNDATION
ATTACHMENT TO STATEMENT FOR FORM 990-PF, PART II, LINE 10B
EIN 82-0522113
03/31/16

	# of Shares	Book Value
Manning & Napier Investments		
Stocks		
Alcoa Inc	29,560	283,185
Alphabet Inc Cl A	340	259,386
Alphabet Inc Cl C	351	261,477
AMC Networks Inc	6,520	423,409
Apple Inc	4,100	446,859
Ashland Inc New	2,720	299,091
Blackrock Inc	780	265,645
Cerner Corp Com	7,090	375,486
Electronic Arts Inc	7,610	503,097
Express Scripts Holding Company	2,960	203,322
Facebook Inc	2,470	281,827
Flir Sys Inc Com	5,060	166,727
Flowserve Corp Com	3,380	150,106
Johnson & Johnson	3,680	398,176
Lululemon Athletica Inc	5,950	402,875
Mastercard Inc	5,310	501,795
Monsanto Co New	5,240	459,758
Paypal Holdings Inc	7,680	296,448
Qualcomm Inc	10,770	550,778
Range Res Corp	10,150	328,657
Realogy Holdings Corp	5,360	193,550
Servicenow Inc	6,650	406,847
Sinclair Broadcast Group Inc Cl A	8,280	254,610
Tegna Inc	5,560	130,438
The Priceline Group Inc	360	464,026
Time Warner Inc	7,420	538,321
Tribune Media Company Class A	7,160	274,586
Tripadvisor Inc	2,840	188,860
Twenty First Century Fox Inc	11,330	315,880
Verifone Systems Inc	7,080	199,939
Visa Inc-Class A Shrs	3,670	280,682
Weyerhaeuser Co	5,990	185,570
Yum Brands Inc	3,490	285,657
Anheuser-Busch Inbev Sa, Bruxell Npv	2,500	295,144
Diageo Plc	10,660	288,276
Ambev Sa	54,260	281,067
Liberty Global Plc	5,570	214,445
Medtronic Plc	5,330	399,750
Schlumberger LTD	3,560	262,550
Unilever Plc-Adr	5,610	253,460
Total Manning & Napier Stocks	284,401	12,571,760
Bonds		
Fed Home Ln Mtg Corp 6/29/17	1,500,000	1,504,470
Fed Home Ln Mtg Corp 3/7/18	620,000	620,924
Fed Home Ln Mtg Corp Pool 12/1/39	204,205	222,289
Fed Home Ln Mtg Corp Pool 6/1/43	223,961	234,633
Fed Natl Mtg Assn 4/27/17	480,000	482,251
Fed Natl Mtg Assn 2/1/43	147,080	146,606
Fed Natl Mtg Assn 9/1/39	205,618	234,738
Fed Natl Mtg Assn 4/1/27	129,307	135,399
Fed Natl Mtg Assn 7/1/43	129,803	133,431
Fed Natl Mtg Assn Pool 6 0% 7/1/38	31,946	36,472
Fed Natl Mtg Assn Pool 5 5% 12/1/23	16,068	17,369
US Treasury Note 2/15/43	253,481	237,935
US Treasury Inflation Index Note 1/15/21	218,760	233,780
US Treasury Inflation Index Note 1/15/22	233,412	236,855
US Treasury Inflation Index Note 4/15/18	227,517	231,544
US Treasury Note 1/31/18	601,000	601,679
US Treasury Note 5/31/20	286,000	290,301

JR SIMPLOT COMPANY FOUNDATION
ATTACHMENT TO STATEMENT FOR FORM 990-PF, PART II, LINE 10B
EIN 82-0522113
03/31/16

	# of Shares	Book Value
Aetna Inc	20,000	19,938
Air Lease Corp	65,000	64,654
American Express Co 8 125% 5/15/16	30,000	35,508
American Express Credit 3/18/19	85,000	85,790
American Intl Group 4.875% 6/1/22	40,000	43,986
Amerian Tower Corp	20,000	20,102
Anheuser-Busch Inbev Wor	45,000	62,855
Apple Inc 5/3/23	10,000	10,061
Assured Guaranty Us Hldg 7/1/24	55,000	58,379
AT&T Inc	20,000	21,648
Automatic Data Processing	20,000	20,584
Baker Hughes Inc 7 5% 11/15/18	20,000	22,417
Bank of America Corp	70,000	74,423
Bank of Nova Scotia 4/14/20	40,000	39,855
Bear Stearns Co Inc 10/2/17	115,000	123,030
BHP Billiton Fin USA 6 5% 4/1/19	20,000	22,501
Block Financial LLC 11/1/22	30,000	32,325
Boston Properties LP 5 875% 10/15/19	35,000	39,145
Caterpillar Financial SE 2 05% 8/1/16	80,000	80,362
Chevron Corp 11/16/18	25,000	25,302
Citigroup Inc	65,000	65,357
CME Group Inc 3 0% 9/15/22	15,000	15,556
Comcast Corp	105,000	112,415
Corning Inc 6 625% 5/15/19	35,000	39,408
Cvs Caremark Corp 6/1/17	71,000	74,801
CVS Healthcare 7/20/22	25,000	26,798
Danaher Corp 9/15/18	20,000	20,289
Digital Realty Trust LP 3/15/21	30,000	32,990
Dollar General Corp	25,000	25,232
Domtar Corp 4/1/22	20,000	20,612
Dow Chemical Co/The 5/15/19	30,000	35,685
El Du Pont De Nemo 5 75% 3/15/19	30,000	33,540
El Paso Corporation 6/15/17	15,000	15,738
Fedex Corp 8 0% 1/15/19	25,000	29,290
Fidelity Natl Financial 6 6% 5/15/17	30,000	31,370
First American Financial 2/1/23	15,000	15,102
General Elec Cap Co	50,000	51,440
General Mills Inc	25,000	27,789
Goldman Sachs Group	135,000	141,802
HCP Inc 6 7% 1/30/18	40,000	43,074
Intel Corp	140,000	141,806
Ishares Tr: Boxx \$ HY Corp	1,300	106,197
Ishares Iboxx \$ Inv Gr Corp	1,090	129,514
JPMorgan Chase & Co	175,000	176,101
Kinder Morgan Ener Part	20,000	18,940
L-3 Communications Corp	20,000	20,261
Magna International Inc	5,000	5,298
Morgan Stanley	140,000	144,689
Novartis Secs Invest 5 125% 2/10/19	35,000	38,745
Pemex Proj Fdg Master Tr 3/1/18	15,000	15,788
Pepsico Inc 7/17/22	50,000	53,358
Petrobras Global Finance 5/20/16	30,000	29,895
Petroleos Mexicanos 7/18/18	20,000	20,270
Qualcomm Inc 5/20/25	25,000	25,875
Southwest Airlines Co	20,000	20,574
Telefonica Sa 7/15/19	30,000	33,554
Time Warner Inc 4 75% 3/29/21	25,000	27,570
TJX Cos Inc 6/15/21	20,000	20,752
Trans-Canada Pipelines	25,000	25,045
Union Pacific Corp 6 125% 2/15/20	25,000	28,825
United Technologies Corp 12/15/17	115,000	123,195
Verizon Communications	20,000	23,084

JR SIMPLOT COMPANY FOUNDATION
ATTACHMENT TO STATEMENT FOR FORM 990-PF, PART II, LINE 10B
EIN 82-0522113
03/31/16

	<u># of Shares</u>	<u>Book Value</u>
Visa Inc	20,000	20,857
Wells Fargo & Co	135,000	136,160
Western Union Co/The 12/10/17	85,000	86,261
GS Mortgage Securities Corp	31,391	31,580
GS Mtg Secs Tr 2014-GC18	73,000	79,802
Lb-Ubs Coml Mtg Tr 2006-C4	25,861	25,857
Lb-Ubs Commercial Mtg Trust	32,779	33,016
Wf-Rbs Commercial Mortgage Trust	78,000	85,306
Total Manning & Napier Bonds	<u>8,597,578</u>	<u>9,089,996</u>
Total Manning & Napier Investments	<u>8,881,979</u>	<u>21,661,755</u>

Part II, Line 22 (990-PF) - Other Liabilities

		6,879	0
Description		Beginning Balance	Ending Balance
1	Federal Excise Tax Payable	6,879	

Part VIII, Line 1 (990-PF) - Compensation of Officers, Directors, Trustees and Foundation Managers

	Name	Check "X" if Business	Street	City	State	Zip Code	Foreign Country	Title	Avg Hrs Per Week	Compensation	Benefits	Expense Account
1	Gay C Simplot		999 Main St, Ste 1300	Boise	ID	83702		President	0 00	0		
2	John Edward Simplot		999 Main St, Ste 1300	Boise	ID	83702		Vice President	0 00	0		
3	Annette Elg		999 Main St, Ste 1300	Boise	ID	83702		Treasurer	0 00	0		
4	Joel Barker		999 Main St, Ste 1300	Boise	ID	83702		Assist Treas	0 00	0		
5	Laura M Peterson		999 Main St, Ste 1300	Boise	ID	83702		Assist Treas	0 00	0		
6	David Spurling		999 Main St, Ste 1300	Boise	ID	83702		Secretary	0 00	0		
7	Gay C Simplot		999 Main St, Ste 1300	Boise	ID	83702		Director	0 00	0		
8	Scott R Simplot		999 Main St, Ste 1300	Boise	ID	83702		Director	0 00	0		
9	John Edward Simplot		999 Main St, Ste 1300	Boise	ID	83702		Director	0 00	0		
10	Debbie S McDonald		999 Main St, Ste 1300	Boise	ID	83702		Director	0 00	0		

Name	Address	Foundation Status	Purpose	Amount
United Way of Treasure Valley	1276 River Street, Ste 100, Boise, ID 83707	Public Charity	Contribution	\$ 227,337
Idaho Food Bank	3562 S TK Ave, Boise, ID 83705	Public Charity	Contribution	200,850
Nutrients for Life	820 First St NE Ste 430, Washington, DC 20002	Public Charity	Contribution	120,000
NDSU Development Foundation	PO Box 5144, Fargo, ND 58105	Public Charity	Contribution	100,000
Ronald McDonald House Charities	2915 Jone Blvd, Oak Brook, IL 60523	Public Charity	Contribution	89,265
United Way of Southwest Wyoming	404 N St Ste 301, Rock Springs, WY 82901	Public Charity	Contribution	65,222
Ballet Idaho	501 S 8th St, Ste A, Boise, ID 83702	Public Charity	Contribution	50,500
College of Western Idaho Foundation	P O Box 3010, Nampa, ID 83653	Public Charity	Contribution	50,000
University of Wyoming Foundation	1200 E Ivanson St, Laramie, WY 82070	Public Charity	Contribution	50,000
Boys & Girls Club	610 E 42nd St, Garden City, ID 83714	Public Charity	Contribution	44,000
United Way of Southeastern Idaho	P O Box 911, Pocatello, ID 83204	Public Charity	Contribution	38,197
Women's & Children's Alliance	720 W Washington, Boise, ID 83702	Public Charity	Contribution	34,000
Rotary District 5400	P O Box 2838, Pocatello, ID 83206	Public Charity	Contribution	25,000
Boise Art Museum	670 Julia Davis Drive, Boise, ID 83702	Public Charity	Contribution	21,100
United Way of San Joaquin County	PO Box 1585, Stockton, CA 95201	Public Charity	Contribution	16,834
California Foundation for Ag	2300 River Plaza Dr, Sacramento, CA 95833	Public Charity	Contribution	15,000
Farm Foundation	1301 W 22nd St Ste 615, Oakbrook, IL 60523	Public Charity	Contribution	15,000
Zoo Boise	355 Julia Davis Dr, Boise, ID 83702	Public Charity	Contribution	10,500
Blue Mountain Community College	P O Box 100, Pendleton, OR 97801	Public Charity	Contribution	10,000
Create Common Good	2513 S Federal Way Ste 104, Boise, ID 83705	Public Charity	Contribution	10,000
Fertilizer Canada	350 Sparks St, Ste 907, Ottawa ON K1R 7 S8	Public Charity	Contribution	10,000
Idaho Business for Education	PO Box 1681, Boise, ID 83701	Public Charity	Contribution	10,000
Idaho Nonprofit Center	5440 W Franklin Rd Ste 202, Boise, ID 83705	Public Charity	Contribution	10,000
Our Hometown Chantable Foundation	P O Box 442, Burlington, CO 80807	Public Charity	Contribution	10,000
Owyhee Cattlemens Assoc	P O Box 400, Marsing, ID 83639	Public Charity	Contribution	10,000
Resources First Foundation	189 Main St, Yarmouth, ME 04096	Public Charity	Contribution	10,000
St Lukes Magic Valley Reg	P O Box 409, Twin Falls, ID 83303	Public Charity	Contribution	10,000
Womens Foodservice Forum	4750 LBJ Fwy Bldg B, Dallas, TX 75240	Public Charity	Contribution	10,000
Learning Lab	308 E 36th St, Garden City, ID 83714	Public Charity	Contribution	7,100
Terry Reilly Health Services	211 16th Ave N, Nampa, ID 83653	Public Charity	Contribution	6,600
Boise Philharmonic Association Inc	516 S 9th Ste C, Boise, ID 83702	Public Charity	Contribution	6,000
American Red Cross	146 S Cole Rd, Boise ID 83709	Public Charity	Contribution	5,000
Girl Scouts of Silver Sage	1410 Ethendge Lane, Boise, ID 83704	Public Charity	Contribution	5,000
Mountain States Legal Foundation	2596 S Lewis Way, Lakewood, CO 80227	Public Charity	Contribution	5,000
Opera Idaho	513 S 8th St, Boise, ID 83702	Public Charity	Contribution	5,000
Treasure Valley Family YMCA	1050 W State St, Boise, ID 83702	Public Charity	Contribution	5,000
United Way of Grand Forks	1407 24th Ave S Ste 400, Grand Forks, ND 58201	Public Charity	Contribution	4,964
Portage Plains United Way	P O Box 953, Portage la Prairie MB RIN3C4	Public Charity	Contribution	4,674
Idaho Youth Ranch	5465 W Irving St, Boise, ID 83706	Public Charity	Contribution	4,500
St Lukes Health Foundation	190 E Bannock St, Boise, ID 83712	Public Charity	Contribution	4,500
Saint Alphonsus Foundation	1055 N Curtis Road, Boise, ID 83706	Public Charity	Contribution	4,300
Society of Women Engineers SW	P O Box 5641, Boise, ID 83705	Public Charity	Contribution	4,000
Funds Inc	P O Box 7126, Boise, ID 83707	Public Charity	Contribution	3,750
Idaho Botanical Garden	2355 Old Penitentiary Rd, Boise, ID 83712	Public Charity	Contribution	3,500
North Dakota Museum of Art	261 Centennial Dr, Grand Forks, ND 58202	Public Charity	Contribution	3,000
Canyon County Festival of Trees	311 3rd St S, Nampa, ID 83651	Public Charity	Contribution	2,700
CATCH	503 S Americana Blvd, Boise, ID 83702	Public Charity	Contribution	2,500
Family Advocate Program	3010 W State St Ste 104, Boise, ID 83703	Public Charity	Contribution	2,500
Idaho Council on Economic Education	1910 University Dr, Ste 1640, Boise, ID 83725	Public Charity	Contribution	2,500
Idaho State University Foundation	4985 Clearwater Ave, Pocatello, ID 83204	Public Charity	Contribution	2,500
Lee Pesky Learning Center	3324 Elder St, Boise, ID 83705	Public Charity	Contribution	2,500
Make A Wish Foundation	4355 W Emerald St, Ste 280, Boise, ID 83706	Public Charity	Contribution	2,500
Basque Museum	611 Grove St, Boise, ID 83702	Public Charity	Contribution	2,250
Lifes Kitchen Inc	P O Box 6286, Boise, ID 83707	Public Charity	Contribution	2,100
Junior Achievement of Idaho	1303 E Central Dr, Meridian, ID 83642	Public Charity	Contribution	2,000
Supportive Housing & Innovative Partner	PO Box 8803, Boise, ID 83707	Public Charity	Contribution	1,625
Foundation For Private Enterprise Education	33305 1st Way S Ste B212, Federal Way, WA 98003	Public Charity	Contribution	1,500
Giraffe Laugh Early Learning Center	1191 Grand Ave, Boise, ID 83702	Public Charity	Contribution	1,500
Idaho Humane Society	4775 Dorman St, Boise, ID 83705	Public Charity	Contribution	1,500
Mackay School District	P O Box 390, Mackay, ID 83251	Public Charity	Contribution	1,500
Wreaths Across America	P O Box 26, Ephrata, WA 98823	Public Charity	Contribution	1,500
Salvation Army	4308 W State St, Boise, ID 83703-4443	Public Charity	Contribution	1,200
Chrysalis Womens Transitional	P O Box 7494, Boise, ID 83707	Public Charity	Contribution	1,000
Idaho Latino Scholarship Foundation	P O Box 9918, Boise, ID 83707	Public Charity	Contribution	1,000
Leukemia & Lymphoma Society	600 N Curtis Rd, Ste 170, Boise, ID 83706	Public Charity	Contribution	1,000
Magic Valley Symphony	P O Box 1805, Twin Falls, ID 83303	Public Charity	Contribution	1,000
Montana FFA Foundation	502 S 19th Ave Ste102, Bozeman, MT 59718	Public Charity	Contribution	1,000
National Oldtime Fiddlers	P O Box 447, Weiser, ID 83672	Public Charity	Contribution	1,000
Northlands Rescue Mission	420 Division Ave, Grand Forks, ND 58201	Public Charity	Contribution	1,000
The Cabin	801 S Capitol Blvd	Public Charity	Contribution	1,000
Other Miscellaneous Charities (<\$1,000 each)		Public Charity	Contribution	101,835
				<u>\$ 1,498,904</u>

JR SIMPLÔT COMPANY FOUNDATION
ATTACHMENT TO FORM 990-PF
EIN 82-0522113
03/31/16

Page 11, Part XV, Section 3b

Name	Address	Foundation Status	Purpose	Amount
Ballet Idaho	501 S 8th St , Ste A, Boise, ID 83702	Public Charity	Contribution	100,000
Boys & Girls Club of Ada County	610 E 42nd St , Garden City, ID 83714	Public Charity	Contribution	67,000
California Foundation for Agriculture	2300 River Plaza Dr , Sacramento, CA 95833	Public Charity	Contribution	30,000
College of Western Idaho Foundation	Attn Kristin Clovis, MS4500, Nampa, ID 83653	Public Charity	Contribution	50,000
Fertilzer Canada	350 Sparks St , Ste 907, Ottawa ON K1R 7 S8	Public Charity	Contribution	40,000
Idaho Food Bank	3562 S TK Ave , Boise, ID 83705	Public Charity	Contribution	600,000
Ronald McDonald House Char-Open Hearts	2915 Jorie Blvd , Oak Brook, IL 60523	Public Charity	Contribution	20,000
NDSU Development Foundation	PO Box 5144, Fargo, ND 58105	Public Charity	Contribution	300,000
Northwest Nazarene University	623 Holly St , Nampa, ID 83686	Public Charity	Contribution	5,000
Women's & Children's Alliance	720 W Washington, Boise, ID 83702	Public Charity	Contribution	25,000
Zoo Boise	355 Julia Davis Dr , Boise, ID 83702	Public Charity	Contribution	10,000
Total Contributions Approved for Future Payment				<u>1,247,000</u>