



See a Social Security Number? Say Something!
Report Privacy Problems to <https://public.resource.org/privacy>
Or call the IRS Identity Theft Hotline at 1-800-908-4490



Form **990-PF**

Department of the Treasury
Internal Revenue Service

Return of Private Foundation

or Section 4947(a)(1) Trust Treated as Private Foundation

▶ Do not enter social security numbers on this form as it may be made public.

▶ Information about Form 990-PF and its instructions is at www.irs.gov/form990pf.




OMB No 1545-0052






2015

Open to Public Inspection

For calendar year 2015, or tax year beginning 04-01-2015, and ending 03-31-2016

Name of foundation BABS AND MAURY YOUNG FOUNDATION		A Employer identification number 51-0365021	
Number and street (or P O box number if mail is not delivered to street address) 17819 FOXBOROUGH LANE		B Telephone number (see instructions)	
City or town, state or province, country, and ZIP or foreign postal code BOCA RATON, FL 33497		C If exemption application is pending, check here <input type="checkbox"/>	
G Check all that apply <input type="checkbox"/> Initial return <input type="checkbox"/> Initial return of a former public charity <input type="checkbox"/> Final return <input type="checkbox"/> Amended return <input type="checkbox"/> Address change <input type="checkbox"/> Name change		D 1. Foreign organizations, check here <input type="checkbox"/> 2. Foreign organizations meeting the 85% test, check here and attach computation <input type="checkbox"/>	
H Check type of organization <input checked="" type="checkbox"/> Section 501(c)(3) exempt private foundation <input type="checkbox"/> Section 4947(a)(1) nonexempt charitable trust <input type="checkbox"/> Other taxable private foundation		E If private foundation status was terminated under section 507(b)(1)(A), check here <input type="checkbox"/>	
I Fair market value of all assets at end of year (from Part II, col. (c), line 16) ▶ \$ 1,302,634		F If the foundation is in a 60-month termination under section 507(b)(1)(B), check here <input type="checkbox"/>	
J Accounting method <input checked="" type="checkbox"/> Cash <input type="checkbox"/> Accrual <input type="checkbox"/> Other (specify) _____ (Part I, column (d) must be on cash basis.)			

Part I Analysis of Revenue and Expenses <i>(The total of amounts in columns (b), (c), and (d) may not necessarily equal the amounts in column (a) (see instructions))</i>		Revenue and expenses per books (a)	Net investment income (b)	Adjusted net income (c)	Disbursements for charitable purposes (d) (cash basis only)
Revenue	1 Contributions, gifts, grants, etc , received (attach schedule)				
	2 Check ▶ <input checked="" type="checkbox"/> if the foundation is not required to attach Sch B				
	3 Interest on savings and temporary cash investments	4,851	4,851		
	4 Dividends and interest from securities	14,526	14,526		
	5a Gross rents				
	b Net rental income or (loss) _____				
	6a Net gain or (loss) from sale of assets not on line 10 	29,399			
	b Gross sales price for all assets on line 6a 328,986				
	7 Capital gain net income (from Part IV, line 2) . . .		21,825		
	8 Net short-term capital gain				
	9 Income modifications				
	10a Gross sales less returns and allowances				
Operating and Administrative Expenses	b Less Cost of goods sold				
	c Gross profit or (loss) (attach schedule)				
	11 Other income (attach schedule)				
	12 Total.Add lines 1 through 11	48,776	41,202		
	13 Compensation of officers, directors, trustees, etc				
	14 Other employee salaries and wages				
	15 Pension plans, employee benefits				
	16a Legal fees (attach schedule).				
	b Accounting fees (attach schedule).				
	c Other professional fees (attach schedule)				
	17 Interest				
	18 Taxes (attach schedule) (see instructions) . . . 	369	369		
	19 Depreciation (attach schedule) and depletion . . .				
	20 Occupancy				
	21 Travel, conferences, and meetings.				
	22 Printing and publications				
	23 Other expenses (attach schedule). 	4,025	3,950		75
	24 Total operating and administrative expenses. Add lines 13 through 23	4,394	4,319		75
	25 Contributions, gifts, grants paid	70,700			70,700
	26 Total expenses and disbursements.Add lines 24 and 25	75,094	4,319		70,775
	27 Subtract line 26 from line 12				
	a Excess of revenue over expenses and disbursements	-26,318			
	b Net investment income (if negative, enter -0-)		36,883		
	c Adjusted net income(if negative, enter -0-) . . .				

Part II		Balance Sheets	Attached schedules and amounts in the description column should be for end-of-year amounts only (See instructions)	Beginning of year	End of year		
				(a) Book Value	(b) Book Value	(c) Fair Market Value	
Assets	1	Cash—non-interest-bearing		3,845	2,240	2,238	
	2	Savings and temporary cash investments		25,273	53,875	53,875	
	3	Accounts receivable ▶ _____ Less allowance for doubtful accounts ▶ _____					
	4	Pledges receivable ▶ _____ Less allowance for doubtful accounts ▶ _____					
	5	Grants receivable					
	6	Receivables due from officers, directors, trustees, and other disqualified persons (attach schedule) (see instructions).					
	7	Other notes and loans receivable (attach schedule) ▶ _____ Less allowance for doubtful accounts ▶ _____					
	8	Inventories for sale or use					
	9	Prepaid expenses and deferred charges					
	10a	Investments—U S and state government obligations (attach schedule)					
	b	Investments—corporate stock (attach schedule)	1,152,214		698,174	844,466	
	c	Investments—corporate bonds (attach schedule)			400,210	401,764	
	11	Investments—land, buildings, and equipment basis ▶ _____ Less accumulated depreciation (attach schedule) ▶ _____					
	12	Investments—mortgage loans.					
	13	Investments—other (attach schedule)					
	14	Land, buildings, and equipment basis ▶ _____ Less accumulated depreciation (attach schedule) ▶ _____					
15	Other assets (describe ▶ _____)			291		291	
16	Total assets(to be completed by all filers—see the instructions Also, see page 1, item I)	1,181,332		1,154,790		1,302,634	
Liabilities	17	Accounts payable and accrued expenses					
	18	Grants payable					
	19	Deferred revenue					
	20	Loans from officers, directors, trustees, and other disqualified persons					
	21	Mortgages and other notes payable (attach schedule).					
	22	Other liabilities (describe ▶ _____)		224			
	23	Total liabilities(add lines 17 through 22)	224		0		
Net Assets or Fund Balances	Foundations that follow SFAS 117, check here ▶ <input checked="" type="checkbox"/> and complete lines 24 through 26 and lines 30 and 31.						
	24	Unrestricted	1,181,108		1,154,790		
	25	Temporarily restricted					
	26	Permanently restricted					
	Foundations that do not follow SFAS 117, check here ▶ <input type="checkbox"/> and complete lines 27 through 31.						
	27	Capital stock, trust principal, or current funds					
	28	Paid-in or capital surplus, or land, bldg , and equipment fund					
	29	Retained earnings, accumulated income, endowment, or other funds					
	30	Total net assets or fund balances(see instructions)	1,181,108		1,154,790		
31	Total liabilities and net assets/fund balances(see instructions)	1,181,332		1,154,790			

Part III				Analysis of Changes in Net Assets or Fund Balances	
1	Total net assets or fund balances at beginning of year—Part II, column (a), line 30 (must agree with end-of-year figure reported on prior year’s return)	1	1,181,108		
2	Enter amount from Part I, line 27a	2	-26,318		
3	Other increases not included in line 2 (itemize) ▶ _____	3			
4	Add lines 1, 2, and 3	4	1,154,790		
5	Decreases not included in line 2 (itemize) ▶ _____	5			
6	Total net assets or fund balances at end of year (line 4 minus line 5)—Part II, column (b), line 30	6	1,154,790		

Part IV

Capital Gains and Losses for Tax on Investment Income

List and describe the kind(s) of property sold (e g , real estate, (a) 2-story brick warehouse, or common stock, 200 shs MLC Co)		How acquired P—Purchase (b) D—Donation	Date acquired (c) (mo , day, yr)	Date sold (d) (mo , day, yr)
1a				
b				
c				
d				
e				
(e) Gross sales price	Depreciation allowed (f) (or allowable)	Cost or other basis (g) plus expense of sale	Gain or (loss) (h) (e) plus (f) minus (g)	
a				
b				
c				
d				
e				
Complete only for assets showing gain in column (h) and owned by the foundation on 12/31/69			Gains (Col (h) gain minus col (k), but not less than -0-) or (l) Losses (from col (h))	
(i) F M V as of 12/31/69	Adjusted basis (j) as of 12/31/69	Excess of col (i) (k) over col (j), if any		
a				
b				
c				
d				
e				
2 Capital gain net income or (net capital loss) { If gain, also enter in Part I, line 7 If (loss), enter -0- in Part I, line 7 }			2	21,825
3 Net short-term capital gain or (loss) as defined in sections 1222(5) and (6) If gain, also enter in Part I, line 8, column (c) (see instructions) If (loss), enter -0- in Part I, line 8 }			3	

Part V

Qualification Under Section 4940(e) for Reduced Tax on Net Investment Income

(For optional use by domestic private foundations subject to the section 4940(a) tax on net investment income)
If section 4940(d)(2) applies, leave this part blank

Was the foundation liable for the section 4942 tax on the distributable amount of any year in the base period? ☐ Yes ☒ No
If "Yes," the foundation does not qualify under section 4940(e) Do not complete this part

1 Enter the appropriate amount in each column for each year, see instructions before making any entries

(a) Base period years Calendar year (or tax year beginning in)	(b) Adjusted qualifying distributions	(c) Net value of noncharitable-use assets	(d) Distribution ratio (col (b) divided by col (c))
2014	59,075	1,331,853	0 044355
2013	67,948	1,343,376	0 050580
2012	65,477	1,251,522	0 052318
2011	63,470	1,282,958	0 049472
2010	56,675	1,276,434	0 044401
2 Totalof line 1, column (d).			2 0 241126
3 Average distribution ratio for the 5-year base period—divide the total on line 2 by 5, or by the number of years the foundation has been in existence if less than 5 years			3 0 048225
4 Enter the net value of noncharitable-use assets for 2015 from Part X, line 5.			4 1,339,152
5 Multiply line 4 by line 3.			5 64,581
6 Enter 1% of net investment income (1% of Part I, line 27b).			6 369
7 Add lines 5 and 6.			7 64,950
8 Enter qualifying distributions from Part XII, line 4.			8 70,775
If line 8 is equal to or greater than line 7, check the box in Part VI, line 1b, and complete that part using a 1% tax rate See the Part VI instructions			

Part VIExcise Tax Based on Investment Income (Section 4940(a), 4940(b), 4940(e), or 4948—see page 18 of the instructions)

1a

Exempt operating foundations described in section 4940(d)(2), check here ☐ and enter "N/A" on line 1
Date of ruling or determination letter _____
(attach copy of letter if necessary—see instructions)

b

Domestic foundations that meet the section 4940(e) requirements in Part V, check here ☒ and enter 1% of Part I, line 27b

c

All other domestic foundations enter 2% of line 27b. Exempt foreign organizations enter 4% of Part I, line 12, col. (b)

2

Tax under section 511 (domestic section 4947(a)(1) trusts and taxable foundations only. Others enter -0-)

2

3

Add lines 1 and 2.

3

369

4

Subtitle A (income) tax (domestic section 4947(a)(1) trusts and taxable foundations only. Others enter -0-)

4

5

Tax based on investment income. Subtract line 4 from line 3. If zero or less, enter -0-

5

369

6

Credits/Payments

a

2015 estimated tax payments and 2014 overpayment credited to 2015

6a

660

b

Exempt foreign organizations—tax withheld at source

6b

c

Tax paid with application for extension of time to file (Form 8868).

6c

d

Backup withholding erroneously withheld

6d

7

Total credits and payments. Add lines 6a through 6d.

7

660

8

Enter any penalty for underpayment of estimated tax. Check here ☐ if Form 2220 is attached.

8

9

Tax due. If the total of lines 5 and 8 is more than line 7, enter amount owed

9

10

Overpayment. If line 7 is more than the total of lines 5 and 8, enter the amount overpaid.

10

291

11

Enter the amount of line 10 to be Credited to 2015 estimated tax 291 Refunded

11

Part VII-AStatements Regarding Activities

1a

During the tax year, did the foundation attempt to influence any national, state, or local legislation or did it participate or intervene in any political campaign?

1a

No

b

Did it spend more than \$100 during the year (either directly or indirectly) for political purposes (see Instructions for definition)?
If the answer is "Yes" to 1a or 1b, attach a detailed description of the activities and copies of any materials published or distributed by the foundation in connection with the activities.

1b

No

c

Did the foundation file Form 1120-POL for this year?

1c

No

d

Enter the amount (if any) of tax on political expenditures (section 4955) imposed during the year:
(1) On the foundation \$ _____ (2) On foundation managers \$ _____

e

Enter the reimbursement (if any) paid by the foundation during the year for political expenditure tax imposed on foundation managers \$ _____

2

Has the foundation engaged in any activities that have not previously been reported to the IRS?
If "Yes," attach a detailed description of the activities.

2

No

3

Has the foundation made any changes, not previously reported to the IRS, in its governing instrument, articles of incorporation, or bylaws, or other similar instruments? If "Yes," attach a conformed copy of the changes

3

No

4a

Did the foundation have unrelated business gross income of \$1,000 or more during the year?

4a

No

b

If "Yes," has it filed a tax return on Form 990-T for this year?

4b

5

Was there a liquidation, termination, dissolution, or substantial contraction during the year?
If "Yes," attach the statement required by General Instruction T.

5

No

6

Are the requirements of section 508(e) (relating to sections 4941 through 4945) satisfied either:
• By language in the governing instrument, or
• By state legislation that effectively amends the governing instrument so that no mandatory directions that conflict with the state law remain in the governing instrument?

6

Yes

7

Did the foundation have at least \$5,000 in assets at any time during the year? If "Yes," complete Part II, col. (c), and Part XV.

7

Yes

8a

Enter the states to which the foundation reports or with which it is registered (see instructions):
DE

b

If the answer is "Yes" to line 7, has the foundation furnished a copy of Form 990-PF to the Attorney General (or designate) of each state as required by General Instruction G? If "No," attach explanation .

8b

Yes

9

Is the foundation claiming status as a private operating foundation within the meaning of section 4942(j)(3) or 4942(j)(5) for calendar year 2015 or the taxable year beginning in 2015 (see instructions for Part XIV)?
If "Yes," complete Part XIV

9

No

10

Did any persons become substantial contributors during the tax year? If "Yes," attach a schedule listing their names and addresses.

10

No

Form 990-PF (2015)

Part VII-A

Statements Regarding Activities *(continued)*

11	At any time during the year, did the foundation, directly or indirectly, own a controlled entity within the meaning of section 512(b)(13)? If "Yes," attach schedule (see instructions).	11		No
12	Did the foundation make a distribution to a donor advised fund over which the foundation or a disqualified person had advisory privileges? If "Yes," attach statement (see instructions)	12		No
13	Did the foundation comply with the public inspection requirements for its annual returns and exemption application? Website address ▶N/A	13	Yes	
14	The books are in care of ▶M A YOUNG Located at ▶17819 FOXBOROUGH LANE BOCA RATON FL Telephone no ▶(561) 477-9080 ZIP+4 ▶33497			
15	Section 4947(a)(1) nonexempt charitable trusts filing Form 990-PF in lieu of Form 1041 —Check here ▶ <input type="checkbox"/> and enter the amount of tax-exempt interest received or accrued during the year ▶	15		
16	At any time during calendar year 2015, did the foundation have an interest in or a signature or other authority over a bank, securities, or other financial account in a foreign country? See instructions for exceptions and filing requirements for FinCEN Form 114, Report of Foreign Bank and Financial Accounts (FBAR) If "Yes", enter the name of the foreign country ▶	16	Yes	No

Part VII-B

Statements Regarding Activities for Which Form 4720 May Be Required

File Form 4720 if any item is checked in the "Yes" column, unless an exception applies.			Yes	No
1a	During the year did the foundation (either directly or indirectly)			
	(1) Engage in the sale or exchange, or leasing of property with a disqualified person? <input type="checkbox"/> Yes <input checked="" type="checkbox"/> No			
	(2) Borrow money from, lend money to, or otherwise extend credit to (or accept it from) a disqualified person? <input type="checkbox"/> Yes <input checked="" type="checkbox"/> No			
	(3) Furnish goods, services, or facilities to (or accept them from) a disqualified person? <input type="checkbox"/> Yes <input checked="" type="checkbox"/> No			
	(4) Pay compensation to, or pay or reimburse the expenses of, a disqualified person? <input type="checkbox"/> Yes <input checked="" type="checkbox"/> No			
	(5) Transfer any income or assets to a disqualified person (or make any of either available for the benefit or use of a disqualified person)? <input type="checkbox"/> Yes <input checked="" type="checkbox"/> No			
	(6) Agree to pay money or property to a government official? (Exception. Check "No" if the foundation agreed to make a grant to or to employ the official for a period after termination of government service, if terminating within 90 days). <input type="checkbox"/> Yes <input checked="" type="checkbox"/> No			
b	If any answer is "Yes" to 1a(1)–(6), did any of the acts fail to qualify under the exceptions described in Regulations section 53.4941(d)-3 or in a current notice regarding disaster assistance (see instructions)? <input type="checkbox"/> Organizations relying on a current notice regarding disaster assistance check here. ▶ <input type="checkbox"/>	1b		
c	Did the foundation engage in a prior year in any of the acts described in 1a, other than excepted acts, that were not corrected before the first day of the tax year beginning in 2015? <input type="checkbox"/>	1c		
2	Taxes on failure to distribute income (section 4942) (does not apply for years the foundation was a private operating foundation defined in section 4942(j)(3) or 4942(j)(5))			
a	At the end of tax year 2015, did the foundation have any undistributed income (lines 6d and 6e, Part XIII) for tax year(s) beginning before 2015? <input type="checkbox"/> Yes <input checked="" type="checkbox"/> No If "Yes," list the years ▶ 20____, 20____, 20____, 20____			
b	Are there any years listed in 2a for which the foundation is not applying the provisions of section 4942(a)(2) (relating to incorrect valuation of assets) to the year's undistributed income? (If applying section 4942(a)(2) to all years listed, answer "No" and attach statement—see instructions). <input type="checkbox"/>	2b		
c	If the provisions of section 4942(a)(2) are being applied to any of the years listed in 2a, list the years here ▶ 20____, 20____, 20____, 20____			
3a	Did the foundation hold more than a 2% direct or indirect interest in any business enterprise at any time during the year? <input type="checkbox"/> Yes <input checked="" type="checkbox"/> No			
b	If "Yes," did it have excess business holdings in 2015 as a result of (1) any purchase by the foundation or disqualified persons after May 26, 1969, (2) the lapse of the 5-year period (or longer period approved by the Commissioner under section 4943(c)(7)) to dispose of holdings acquired by gift or bequest, or (3) the lapse of the 10-, 15-, or 20-year first phase holding period?(<i>Use Schedule C, Form 4720, to determine if the foundation had excess business holdings in 2015.</i>) <input type="checkbox"/>	3b		
4a	Did the foundation invest during the year any amount in a manner that would jeopardize its charitable purposes?	4a		No
b	Did the foundation make any investment in a prior year (but after December 31, 1969) that could jeopardize its charitable purpose that had not been removed from jeopardy before the first day of the tax year beginning in 2015?	4b		No

Part VII-B

Statements Regarding Activities for Which Form 4720 May Be Required (Continued)

5a

During the year did the foundation pay or incur any amount to

(1)

Carry on propaganda, or otherwise attempt to influence legislation (section 4945(e))?

Yes

No

(2)

Influence the outcome of any specific public election (see section 4955), or to carry on, directly or indirectly, any voter registration drive?

Yes

No

(3)

Provide a grant to an individual for travel, study, or other similar purposes?

Yes

No

(4)

Provide a grant to an organization other than a charitable, etc , organization described in section 4945(d)(4)(A)? (see instructions).

Yes

No

(5)

Provide for any purpose other than religious, charitable, scientific, literary, or educational purposes, or for the prevention of cruelty to children or animals?

Yes

No

b

If any answer is "Yes" to 5a(1)–(5), did **any** of the transactions fail to qualify under the exceptions described in Regulations section 53.4945 or in a current notice regarding disaster assistance (see instructions)?

5b

Organizations relying on a current notice regarding disaster assistance check here.

c

If the answer is "Yes" to question 5a(4), does the foundation claim exemption from the tax because it maintained expenditure responsibility for the grant?

Yes

No

If "Yes," attach the statement required by Regulations section 53.4945–5(d).

6a

Did the foundation, during the year, receive any funds, directly or indirectly, to pay premiums on a personal benefit contract?

Yes

No

b

Did the foundation, during the year, pay premiums, directly or indirectly, on a personal benefit contract?

6b

No

If "Yes" to 6b, file Form 8870.

7a

At any time during the tax year, was the foundation a party to a prohibited tax shelter transaction?

Yes

No

b

If yes, did the foundation receive any proceeds or have any net income attributable to the transaction?

7b

Part VIII

Information About Officers, Directors, Trustees, Foundation Managers, Highly Paid Employees, and Contractors

1

List all officers, directors, trustees, foundation managers and their compensation (see instructions).

(a) Name and address	Title, and average hours per week (b) devoted to position	(c) Compensation (If not paid, enter -0-)	(d) Contributions to employee benefit plans and deferred compensation	Expense account, (e) other allowances
M A YOUNG	DIRECTOR, PR	0	0	0
17819 FOXBOROUGH LANE BOCA RATON, FL 33496	0 50			
BABETTE S YOUNG	DIRECTOR	0	0	0
17819 FOXBOROUGH LANE BOCA RATON, FL 33496	0 50			
ROBERT A YOUNG	DIRECTOR	0	0	0
69 LAKE FOREST ST LOUIS, MO 63117	0 50			

2

Compensation of five highest-paid employees (other than those included on line 1—see instructions). If none, enter "NONE."

(a) Name and address of each employee paid more than \$50,000	Title, and average hours per week (b) devoted to position	(c) Compensation	Contributions to employee benefit plans and deferred compensation (d)	Expense account, (e) other allowances
NONE				

Total

number of other employees paid over \$50,000.

Part VIII

Information About Officers, Directors, Trustees, Foundation Managers, Highly Paid Employees, and Contractors (continued)

3 Five highest-paid independent contractors for professional services (see instructions). If none, enter "NONE".		
(a) Name and address of each person paid more than \$50,000	(b) Type of service	(c) Compensation
NONE		
Total number of others receiving over \$50,000 for professional services.		

Part IX-A

Summary of Direct Charitable Activities

List the foundation's four largest direct charitable activities during the tax year. Include relevant statistical information such as the number of organizations and other beneficiaries served, conferences convened, research papers produced, etc.	Expenses
1	
2	
3	
4	

Part IX-B

Summary of Program-Related Investments (see instructions)

Describe the two largest program-related investments made by the foundation during the tax year on lines 1 and 2	Amount
1 N/A	
2	
All other program-related investments. See instructions.	
3	
Total. Add lines 1 through 3.	

Part X

Minimum Investment Return

(All domestic foundations must complete this part. Foreign foundations,see instructions.)

1	Fair market value of assets not used (or held for use) directly in carrying out charitable, etc , purposes		
a	Average monthly fair market value of securities.	1a	1,318,312
b	Average of monthly cash balances.	1b	41,233
c	Fair market value of all other assets (see instructions).	1c	0
d	Total (add lines 1a, b, and c).	1d	1,359,545
e	Reduction claimed for blockage or other factors reported on lines 1a and 1c (attach detailed explanation).	1e	
2	Acquisition indebtedness applicable to line 1 assets.	2	
3	Subtract line 2 from line 1d.	3	1,359,545
4	Cash deemed held for charitable activities Enter 1 1/2% of line 3 (for greater amount, see instructions).	4	20,393
5	Net value of noncharitable-use assets. Subtract line 4 from line 3 Enter here and on Part V, line 4	5	1,339,152
6	Minimum investment return. Enter 5% of line 5.	6	66,958

Part XI

Distributable Amount

(see instructions) (Section 4942(j)(3) and (j)(5) private operating foundations and certain foreign organizations check here ☐ and do not complete this part.)

1	Minimum investment return from Part X, line 6.	1	66,958
2a	Tax on investment income for 2015 from Part VI, line 5.	2a	369
b	Income tax for 2015 (This does not include the tax from Part VI).	2b	
c	Add lines 2a and 2b.	2c	369
3	Distributable amount before adjustments Subtract line 2c from line 1.	3	66,589
4	Recoveries of amounts treated as qualifying distributions.	4	
5	Add lines 3 and 4.	5	66,589
6	Deduction from distributable amount (see instructions).	6	
7	Distributable amount as adjusted Subtract line 6 from line 5 Enter here and on Part XIII, line 1.	7	66,589

Part XII

Qualifying Distributions (see instructions)

1	Amounts paid (including administrative expenses) to accomplish charitable, etc , purposes		
a	Expenses, contributions, gifts, etc —total from Part I, column (d), line 26.	1a	70,775
b	Program-related investments—total from Part IX-B.	1b	
2	Amounts paid to acquire assets used (or held for use) directly in carrying out charitable, etc , purposes.	2	
3	Amounts set aside for specific charitable projects that satisfy the		
a	Suitability test (prior IRS approval required).	3a	
b	Cash distribution test (attach the required schedule).	3b	
4	Qualifying distributions. Add lines 1a through 3b Enter here and on Part V, line 8, and Part XIII, line 4	4	70,775
5	Foundations that qualify under section 4940(e) for the reduced rate of tax on net investment income Enter 1% of Part I, line 27b (see instructions).	5	369
6	Adjusted qualifying distributions. Subtract line 5 from line 4.	6	70,406
Note: The amount on line 6 will be used in Part V, column (b), in subsequent years when calculating whether the foundation qualifies for the section 4940(e) reduction of tax in those years			

Part XIII

Undistributed Income (see instructions)

	(a) Corpus	(b) Years prior to 2014	(c) 2014	(d) 2015
1 Distributable amount for 2015 from Part XI, line 7				66,589
2 Undistributed income, if any, as of the end of 2015				
a Enter amount for 2014 only.			65,417	
b Total for prior years 20____, 20____, 20____				
3 Excess distributions carryover, if any, to 2015				
a From 2010.				
b From 2011.				
c From 2012.				
d From 2013.				
e From 2014.				
f Total of lines 3a through e.				
4 Qualifying distributions for 2015 from Part XII, line 4 ▶ \$ _____ 70,775				
a Applied to 2014, but not more than line 2a			65,417	
b Applied to undistributed income of prior years (Election required—see instructions).				
c Treated as distributions out of corpus (Election required—see instructions).				
d Applied to 2015 distributable amount.				5,358
e Remaining amount distributed out of corpus				
5 Excess distributions carryover applied to 2015 (If an amount appears in column (d), the same amount must be shown in column (a).)				
6 Enter the net total of each column as indicated below:				
a Corpus Add lines 3f, 4c, and 4e Subtract line 5				
b Prior years' undistributed income Subtract line 4b from line 2b.				
c Enter the amount of prior years' undistributed income for which a notice of deficiency has been issued, or on which the section 4942(a) tax has been previously assessed.				
d Subtract line 6c from line 6b Taxable amount—see instructions				
e Undistributed income for 2014 Subtract line 4a from line 2a Taxable amount—see instructions				
f Undistributed income for 2016 Subtract lines 4d and 5 from line 1 This amount must be distributed in 2015.				61,231
7 Amounts treated as distributions out of corpus to satisfy requirements imposed by section 170(b)(1)(F) or 4942(g)(3) (Election may be required - see instructions).				
8 Excess distributions carryover from 2010 not applied on line 5 or line 7 (see instructions). . .				
9 Excess distributions carryover to 2016. Subtract lines 7 and 8 from line 6a.				
10 Analysis of line 9				
a Excess from 2011.				
b Excess from 2012.				
c Excess from 2013.				
d Excess from 2014.				
e Excess from 2015.				

Part XIV

1a If the foundation has received a ruling or determination letter that it is a private operating foundation, and the ruling is effective for 2015, enter the date of the ruling. . . . ▶

b Check box to indicate whether the organization is a private operating foundation described in section 4942(j)(3) or 4942(j)(5)

2a	Enter the lesser of the adjusted net income from Part I or the minimum investment return from Part X for each year listed	Tax year	Prior 3 years			(e) Total
		(a) 2015	(b) 2014	(c) 2013	(d) 2012	

b 85% of line 2a

c	Qualifying distributions from Part XII, line 4 for each year listed					
---	--	--	--	--	--	--

d	Amounts included in line 2c not used directly for active conduct of exempt activities					
---	---	--	--	--	--	--

e	Qualifying distributions made directly for active conduct of exempt activities					
	Subtract line 2d from line 2c					

3 Complete 3a, b, or c for the alternative test relied upon						
--	--	--	--	--	--	--

a	"Assets" alternative test—enter					
---	---------------------------------	--	--	--	--	--

(1) Value of all assets				

(2) Value of assets qualifying under section 4942(j)(3)(B)(i)				
---	--	--	--	--

b	"Endowment" alternative test— enter 2/3 of minimum investment return shown in Part X, line 6 for each year listed. . .					

c	"Support" alternative test—enter					
---	----------------------------------	--	--	--	--	--

(1) Total support other than gross investment income (interest, dividends, rents, payments on securities loans (section 512(a)(5)), or royalties). . . .					
--	--	--	--	--	--

(2) Support from general public and 5 or more exempt organizations as provided in section 4942(j)(3)(B)(iii). . . .					
---	--	--	--	--	--

(3) Largest amount of support from an exempt organization					
---	--	--	--	--	--

(4) Gross investment income					
-----------------------------	--	--	--	--	--

Part XV **Supplementary Information (Complete this part only if the organization had \$5,000 or more in assets at any time during the year—see instructions.)**

1 Information Regarding Foundation Managers:

a List any managers of the foundation who have contributed more than 2% of the total contributions received by the foundation before the close of any tax year (but only if they have contributed more than \$5,000) (See section 507(d)(2))

b List any managers of the foundation who own 10% or more of the stock of a corporation (or an equally large portion of the ownership of a partnership or other entity) of which the foundation has a 10% or greater interest

2 Information Regarding Contribution, Grant, Gift, Loan, Scholarship, etc., Programs:

Check here ☒ if the foundation only makes contributions to preselected charitable organizations and does not accept unsolicited requests for funds. If the foundation makes gifts, grants, etc. (see instructions) to individuals or organizations under other conditions, complete items 2a, b, c, and d.

a The name, address, and telephone number or email address of the person to whom applications should be addressed

b The form in which applications should be submitted and information and materials they should include

c Any submission deadlines

d Any restrictions or limitations on awards, such as by geographical areas, charitable fields, kinds of institutions, or other factors

Part XV

Supplementary Information(continued)

3 Grants and Contributions Paid During the Year or Approved for Future Payment

Recipient	If recipient is an individual, show any relationship to any foundation manager or substantial contributor	Foundation status of recipient	Purpose of grant or contribution	Amount
Name and address (home or business)				
a Paid during the year See Additional Data Table				
Total			3a	70,700
b Approved for future payment				
Total			3b	

Enter gross amounts unless otherwise indicated		Unrelated business income		Excluded by section 512, 513, or 514		(e) Related or exempt function income (See instructions)
	(a) Business code	(b) Amount	(c) Exclusion code	(d) Amount		
1 Program service revenue						
a _____						
b _____						
c _____						
d _____						
e _____						
f _____						
g Fees and contracts from government agencies						
2 Membership dues and assessments.						
3 Interest on savings and temporary cash investments			14	4,851		
4 Dividends and interest from securities.			14	14,526		
5 Net rental income or (loss) from real estate						
a Debt-financed property.						
b Not debt-financed property.						
6 Net rental income or (loss) from personal property						
7 Other investment income.						
8 Gain or (loss) from sales of assets other than inventory			18	21,825	7,574	
9 Net income or (loss) from special events						
10 Gross profit or (loss) from sales of inventory						
11 Other revenue a _____						
b _____						
c _____						
d _____						
e _____						
12 Subtotal Add columns (b), (d), and (e).				41,202	7,574	
13 Total. Add line 12, columns (b), (d), and (e).					48,776	

[illegible]

d If the answer to any of the above is "Yes," complete the following schedule. Column **(b)** should always show the fair market value of the goods, other assets, or services given by the reporting foundation. If the foundation received less than fair market value in any transaction or sharing arrangement, show in column **(d)** the value of the goods, other assets, or services received.

	Yes	No
1a(1)		No
1a(2)		No
1b(1)		No
1b(2)		No
1b(3)		No
1b(4)		No
1b(5)		No
1b(6)		No
1c		No

[illegible]

b If "Yes," complete the following schedule

(a) Name of organization	(b) Type of organization	(c) Description of relationship

Under penalties of perjury, I declare that I have examined this return, including accompanying schedules and statements, and to the best of my knowledge and belief, it is true, correct, and complete. Declaration of preparer (other than taxpayer) is based on all information of which preparer has any knowledge.

* * * * *


Title

May the IRS discuss this return with the preparer shown below
(see instr)? ☒ Yes ☐ No

(see instr)? ☒ Yes ☐ No

Phone no (303) 776-5908

Form 990PF Part XV Line 3 - Grants and Contributions Paid During the Year or Approved for Future Payment

Recipient	If recipient is an individual, show any relationship to any foundation manager or substantial contributor	Foundation status of recipient	Purpose of grant or contribution	Amount
Name and address (home or business)				
a <i>Paid during the year</i>				
BUTLER ART MUSEUM 524 WICK AVE YOUNGTOWN,OH 44502		PUBLIC CHARI	AT DONEE'S DISCRETION	500
CONGREGATION ETZ CHAIM ARKANSAS 2406 E CENTAL AVE P O BOX 477 BENTONVILLE,AR 72712		PUBLIC CHARI	AT DONOR DISCRETION	3,348
CONGREGATION SHAARES EMETH 11645 LADUE RD ST LOUIS,MO 63141		PUBLIC CHARI	AT DONEES DISCRETION	2,960
JEWISH NATIONAL FUND 78 RANDALL AVENUE ROCKVILLE CENTRE,NY 11570		PUBLIC CHARI	AT DONEES DISCRETION	10,000
JEWISH UNITED FUND 30 S WELLS SUITE 3156 CHICAGO,IL 60606		PUBLIC CHARI	AT DONEES DISCRETION	28,392
NATIONAL PARKINSON FOUNDATION 7224 BALLANTRAE COURT BOCA RATON,FL 33496		PUBLIC CHARI	AT DONOR DISCRETION	10,000
OHIO STATE UNIVERSITY 55 W 12TH AVE COLUMBUS,OH 43213		PUBLIC CHARI	AT DONEES DISCRETION	2,500
UNITED STATES HOLOCAUST MUSEUM P O BOX 96818 WASHINGTON,DC 20077		PUBLIC CHARI	AT DONOR DISCRETION	500
UNIVERSITY OF PENNSYLVANIA 601 FRANKLIN BUILDING 34 PHILADELPHIA,PA 19104		PUBLIC CHARI	AT DONEES DISCRETION	2,500
VETS HELPIGN HEROES 8000 N FEDERAL HIGHWAY SUITE 207 BOCA RATON,FL 334871681		PUBLIC CHARI	AT DONOR DISCRETION	5,000
WASHINGTON UNIVERSITY 1 BROOKINGS DRIVE CAMPUS SAINT LOUIS,MO 63130		PUBLIC CHARI	AT DONEES DISCRETION	2,500
WELLESLEY COLLEGE HILLEL P O BOX 92994 WELLESLEY,MA 02181		PUBLIC CHARI	AT DONOR DISCRETION	2,500
Total  3a				70,700

Note: To capture the full content of this document, please select landscape mode (11" x 8.5") when printing.

TY 2015 Gain/Loss from Sale of Other Assets Schedule

Name: BABS AND MAURY YOUNG FOUNDATION
EIN: 51-0365021

Name	Date Acquired	How Acquired	Date Sold	Purchaser Name	Gross Sales Price	Basis	Basis Method	Sales Expenses	Total (net)	Accumulated Depreciation
6-ACUITY BRANDS INC	2015-08	PURCHASE	2015-12		1,410	1,258			152	
11-ADOBE SYS INC	2015-06	PURCHASE	2016-01		931	898			33	
9-ADOBE SYS INC	2015-06	PURCHASE	2016-02		752	734			18	
9-ADOBE SYS INC	2015-06	PURCHASE	2015-12		816	737			79	
2-ALEXION PHARMACEUTICALS INC	2015-03	PURCHASE	2016-01		291	361			-70	
6-ALEXION PHARMACEUTICALS INC	2015-03	PURCHASE	2015-12		1,118	1,112			6	
15-ALIBABA GROUP HLDG LTD	2014-10	PURCHASE	2015-09		962	1,339			-377	
8-ALIBABA GROUP HLDG LTD	2014-10	PURCHASE	2015-09		513	682			-169	
11-ALIBABA GROUP HLDG LTD	2014-10	PURCHASE	2015-09		706	1,021			-315	
5-ALIBABA GROUP HLDG LTD	2014-12	PURCHASE	2015-09		321	547			-226	
8-ALIBABA GROUP HLDG LTD	2014-12	PURCHASE	2015-09		513	842			-329	
6-ALIBABA GROUP HLDG LTD	2014-12	PURCHASE	2015-09		385	653			-268	
25-ALIBABA GROUP HLDG LTD	2015-02	PURCHASE	2015-09		1,603	2,151			-548	
13-ALIBABA GROUP HLDG LTD	2015-02	PURCHASE	2015-09		834	1,137			-303	
12-ALIBABA GROUP HLDG LTD	2015-03	PURCHASE	2015-09		770	996			-226	
20-ALIBABA GROUP HLDG LTD	2015-07	PURCHASE	2015-09		1,283	1,657			-374	
1-AMAZON COM INC	2014-06	PURCHASE	2015-04		393	306			87	
1-AMAZON COM INC	2014-12	PURCHASE	2015-04		393	306			87	
6-AMAZON COM INC	2014-06	PURCHASE	2015-04		2,688	1,836			852	
2-AMAZON COM INC	2015-09	PURCHASE	2015-10		1,230	997			233	
5-APPLE INC	2015-01	PURCHASE	2015-11		595	539			56	
1-ARM HLDGS PLC	2014-10	PURCHASE	2015-07		48	41			7	
1-ARM HLDGS PLC	2014-10	PURCHASE	2015-07		48	40			8	
3-ARM HLDGS PLC	2014-10	PURCHASE	2015-07		145	122			23	
7-ARM HLDGS PLC	2014-10	PURCHASE	2015-07		339	279			60	
20-ARM HLDGS PLC	2014-10	PURCHASE	2015-07		903	796			107	
2-BAIDU INC	2014-10	PURCHASE	2015-08		338	412			-74	
5-BAIDU INC	2015-02	PURCHASE	2015-08		844	1,032			-188	
11-BAIDU INC	2015-07	PURCHASE	2015-08		1,856	2,175			-319	
9-BRISTOL MYERS SQUIBB CO	2015-03	PURCHASE	2016-01		550	587			-37	

Name	Date Acquired	How Acquired	Date Sold	Purchaser Name	Gross Sales Price	Basis	Basis Method	Sales Expenses	Total (net)	Accumulated Depreciation
4-BRISTOL MYERS SQUIBB CO	2015-03	PURCHASE	2016-01		244	248			-4	
4-BRISTOL MYERS SQUIBB CO	2015-03	PURCHASE	2016-01		244	250			-6	
6-BRISTOL MYERS SQUIBB CO	2015-03	PURCHASE	2016-01		366	384			-18	
1-BRISTOL MYERS SQUIBB CO	2015-09	PURCHASE	2016-01		61	59			2	
4-BRISTOL MYERS SQUIBB CO	2015-03	PURCHASE	2015-09		247	247				
6-BRISTOL MYERS SQUIBB CO	2015-03	PURCHASE	2015-09		371	371				
4-BRISTOL MYERS SQUIBB CO	2015-03	PURCHASE	2015-09		249	249				
35-CABOT OIL & GAS CORP	2014-05	PURCHASE	2015-04		1,145	1,356			-211	
11-CABOT OIL & GAS CORP	2014-11	PURCHASE	2015-08		238	370			-132	
16-CABOT OIL & GAS CORP	2014-12	PURCHASE	2015-08		346	490			-144	
4-CABOT OIL & GAS CORP	2014-10	PURCHASE	2015-08		87	119			-32	
7-CABOT OIL & GAS CORP	2014-10	PURCHASE	2015-08		152	204			-52	
5-CABOT OIL & GAS CORP	2014-10	PURCHASE	2015-08		109	145			-36	
16-CABOT OIL & GAS CORP	2014-12	PURCHASE	2015-08		348	489			-141	
15-CABOT OIL & GAS CORP	2014-12	PURCHASE	2015-08		326	459			-133	
6-CELGENE CORP	2015-04	PURCHASE	2015-07		808	695			113	
4-CELGENE CORP	2015-07	PURCHASE	2015-07		538	471			67	
2-CHUBB LTD	2016-01	PURCHASE	2016-03		236	222			14	
5-CHUBB LTD	2016-01	PURCHASE	2016-03		584	555			29	
10 25-CHUBB LTD	2016-01	PURCHASE	2016-03		29	28			1	
15-COGNIZANT TECHNOLOGY SOLUTIONS	2015-07	PURCHASE	2015-10		999	918			81	
11-COMCAST CORP	2014-09	PURCHASE	2015-08		644	626			18	
2-CVS HEALTH CORP	2015-05	PURCHASE	2016-01		187	187				
14-CVS HEALTH CORP	2015-08	PURCHASE	2016-01		1,309	1,309				
7-CVS HEALTH CORP	2015-05	PURCHASE	2016-02		682	725			-43	
29-EASTMAN CHEM CO	2015-06	PURCHASE	2016-02		1,677	2,392			-715	
14-FACEBOOK INC	2015-08	PURCHASE	2016-01		1,526	1,261			265	
8-FACEBOOK INC	2015-07	PURCHASE	2015-07		772	695			77	
8-FACEBOOK INC	2015-08	PURCHASE	2015-11		855	721			134	
49-FITBIT INC	2015-07	PURCHASE	2016-03		644	2,054			-1,410	

Name	Date Acquired	How Acquired	Date Sold	Purchaser Name	Gross Sales Price	Basis	Basis Method	Sales Expenses	Total (net)	Accumulated Depreciation
35-FITBIT INC	2015-07	PURCHASE	2016-03		460	1,600			-1,140	
19-FITBIT INC	2015-07	PURCHASE	2016-03		250	826			-576	
21-FITBIT INC	2015-07	PURCHASE	2016-03		270	880			-610	
30-FITBIT INC	2015-09	PURCHASE	2016-03		385	1,228			-843	
103-FITBIT INC	2015-11	PURCHASE	2016-03		1,323	2,874			-1,551	
20-FMC TECHNOLOGIES INC	2014-12	PURCHASE	2015-06		815	954			-139	
5-FMC TECHNOLOGIES INC	2014-12	PURCHASE	2015-07		199	239			-40	
11-FMC TECHNOLOGIES INC	2015-01	PURCHASE	2015-07		414	454			-40	
35-FMC TECHNOLOGIES INC	2015-03	PURCHASE	2015-07		1,318	1,336			-18	
15-GENERAL MLS INC	2015-06	PURCHASE	2016-02		846	847			-1	
45-GILEAD SCIENCES INC	2015-02	PURCHASE	2016-01		3,767	4,454			-687	
1-ILLUMINA INC	2014-11	PURCHASE	2015-07		220	183			37	
1-ILLUMINA INC	2015-09	PURCHASE	2015-09		188	188				
1-ILLUMINA INC	2015-08	PURCHASE	2015-09		189	189				
2-ILLUMINA INC	2015-09	PURCHASE	2015-09		379	379				
58-KINDER MORGAN INC DEL	2015-01	PURCHASE	2015-11		1,371	2,376			-1,005	
27-KINDER MORGAN INC DEL	2015-07	PURCHASE	2015-11		638	1,016			-378	
7-LINKEDIN CORP	2015-07	PURCHASE	2015-10		1,379	1,542			-163	
3-LINKEDIN CORP	2015-07	PURCHASE	2015-11		727	661			66	
12-MEDTRONIC PLC	2015-01	PURCHASE	2015-11		898	923			-25	
18-MEDTRONIC PLC	2015-03	PURCHASE	2015-11		1,347	1,386			-39	
7-MICHAEL KORS HLDGS LTD	2014-08	PURCHASE	2015-06		823	1,393			-570	
2-MICHAEL KORS HLDGS LTD	2014-10	PURCHASE	2015-06		97	147			-50	
3-MICHAEL KORS HLDGS LTD	2014-10	PURCHASE	2015-06		145	228			-83	
7-MICHAEL KORS HLDGS LTD	2015-03	PURCHASE	2015-06		339	461			-122	
4-MONSTER BEVERAGE CORP	2015-05	PURCHASE	2015-11		582	569			13	
14-MONSTER BEVERAGE CORP	2015-05	PURCHASE	2015-12		2,123	1,993			130	
5-NIKE INC	2014-12	PURCHASE	2015-10		622	496			126	
11-NIKE INC	2014-12	PURCHASE	2015-10		1,368	1,067			301	
19-NIKE INC	2015-03	PURCHASE	2015-10		1,120	873			247	

Name	Date Acquired	How Acquired	Date Sold	Purchaser Name	Gross Sales Price	Basis	Basis Method	Sales Expenses	Total (net)	Accumulated Depreciation
1-PRECISION CASTPARTS CORP	2014-10	PURCHASE	2015-07		193	226			-33	
1-PRICELINE GROUP INC	2014-10	PURCHASE	2015-04		1,195	1,132			63	
1-PRICELINE GROUP INC	2014-12	PURCHASE	2015-05		1,186	1,111			75	
20-ROCHE HLDG LTD	2014-11	PURCHASE	2015-06		708	733			-25	
7-SALESFORCE COM INC	2015-03	PURCHASE	2015-04		503	456			47	
9-SERVICENOW INC	2015-03	PURCHASE	2015-12		763	718			45	
10-SERVICENOW INC	2015-03	PURCHASE	2015-12		847	798			49	
10-SERVICENOW INC	2015-03	PURCHASE	2015-12		878	797			81	
6-SKYWORKS SOLUTIONS INC	2015-08	PURCHASE	2016-02		336	500			-164	
37-SKYWORKS SOLUTIONS INC	2015-08	PURCHASE	2016-02		2,073	3,282			-1,209	
23-SKYWORKS SOLUTIONS INC	2015-08	PURCHASE	2016-02		1,308	1,862			-554	
4-SKYWORKS SOLUTIONS INC	2015-08	PURCHASE	2016-02		227	334			-107	
26-SKYWORKS SOLUTIONS INC	2015-12	PURCHASE	2016-02		1,479	2,096			-617	
13-SPLUNK INC	2014-12	PURCHASE	2015-05		900	825			75	
2-SPLUNK INC	2014-12	PURCHASE	2015-05		138	127			11	
5-SPLUNK INC	2015-03	PURCHASE	2015-05		346	311			35	
2-TESLA MTRS INC	2014-12	PURCHASE	2015-06		502	433			69	
4-TESLA MTRS INC	2015-08	PURCHASE	2015-10		884	966			-82	
1-TRACTOR SUPPLY CO	2014-09	PURCHASE	2015-08		94	62			32	
3-TRACTOR SUPPLY CO	2014-10	PURCHASE	2015-10		253	173			80	
2-TRACTOR SUPPLY CO	2014-10	PURCHASE	2015-10		169	116			53	
2-TRACTOR SUPPLY CO	2014-10	PURCHASE	2015-10		169	116			53	
12-TWITTER INC	2014-10	PURCHASE	2015-04		615	617			-2	
2-TWITTER INC	2014-10	PURCHASE	2015-04		105	103			2	
8-TWITTER INC	2014-10	PURCHASE	2015-04		419	403			16	
6-TWITTER INC	2014-10	PURCHASE	2015-04		315	308			7	
23-TWITTER INC	2014-08	PURCHASE	2015-06		809	1,143			-334	
3-TWITTER INC	2014-10	PURCHASE	2015-06		105	150			-45	
4-TWITTER INC	2014-10	PURCHASE	2015-06		141	201			-60	
87-TWITTER INC	2014-08	PURCHASE	2015-06		3,035	4,323			-1,288	

Name	Date Acquired	How Acquired	Date Sold	Purchaser Name	Gross Sales Price	Basis	Basis Method	Sales Expenses	Total (net)	Accumulated Depreciation
14-TWITTER INC	2014-10	PURCHASE	2015-06		488	686			-198	
37-TWITTER INC	2014-11	PURCHASE	2015-06		1,291	1,517			-226	
30-TWITTER INC	2014-11	PURCHASE	2015-06		1,046	1,199			-153	
20-TWITTER INC	2014-12	PURCHASE	2015-06		698	740			-42	
128-UNITED TECHNOLOGIES CORP	2014-12	PURCHASE	2015-11		2,760	3,198			-438	
5-VISA INC	2015-06	PURCHASE	2016-01		348	343			5	
27-VISA INC	2015-06	PURCHASE	2015-09		1,896	1,852			44	
1-VMWARE INC	2014-10	PURCHASE	2015-08		76	93			-17	
7-VMWARE INC	2014-10	PURCHASE	2015-08		535	589			-54	
4-VMWARE INC	2014-12	PURCHASE	2015-08		306	336			-30	
1-VMWARE INC	2014-12	PURCHASE	2015-08		76	84			-8	
9-WAL-MART STORES INC	2014-11	PURCHASE	2015-09		573	700			-127	
20-WAL-MART STORES INC	2015-01	PURCHASE	2015-09		1,274	1,744			-470	
		PURCHASE								
3-AMAZON COM INC	2012-03	PURCHASE	2016-02		1,673	550			1,123	
1-AMAZON COM INC	2012-01	PURCHASE	2015-04		448	193			255	
2-AMAZON COM INC	2012-01	PURCHASE	2015-07		1,066	385			681	
3-AMAZON COM INC	2012-04	PURCHASE	2015-07		1,599	576			1,023	
1-AMAZON COM INC	2012-03	PURCHASE	2015-10		615	183			432	
3-AMAZON COM INC	2012-03	PURCHASE	2015-12		2,026	550			1,476	
26-AMGEN INC	2012-01	PURCHASE	2015-06		4,037	1,769			2,268	
4-AMGEN INC	2012-05	PURCHASE	2015-06		621	284			337	
5-AMGEN INC	2012-11	PURCHASE	2015-06		776	436			340	
3-APPLE INC	2014-06	PURCHASE	2016-02		281	275			6	
4-APPLE INC	2015-01	PURCHASE	2016-02		374	431			-57	
8-ARM HLDGS PLC	2013-09	PURCHASE	2015-04		407	345			62	
3-ARM HLDGS PLC	2013-07	PURCHASE	2015-05		160	126			34	
7-ARM HLDGS PLC	2013-09	PURCHASE	2015-05		373	302			71	
12-ARM HLDGS PLC	2013-07	PURCHASE	2015-05		632	502			130	
6-ARM HLDGS PLC	2013-07	PURCHASE	2015-05		313	251			62	

Name	Date Acquired	How Acquired	Date Sold	Purchaser Name	Gross Sales Price	Basis	Basis Method	Sales Expenses	Total (net)	Accumulated Depreciation
18-ARM HLDGS PLC	2013-07	PURCHASE	2015-05		943	742			201	
6-ARM HLDGS PLC	2013-07	PURCHASE	2015-05		314	251			63	
14-ARM HLDGS PLC	2013-07	PURCHASE	2015-06		688	577			111	
18-ARM HLDGS PLC	2013-07	PURCHASE	2015-07		884	742			142	
14-ARM HLDGS PLC	2013-07	PURCHASE	2015-07		677	577			100	
9-ARM HLDGS PLC	2013-07	PURCHASE	2015-07		406	354			52	
17-ARM HLDGS PLC	2013-07	PURCHASE	2015-07		768	675			93	
24-BAIDU INC	2012-01	PURCHASE	2015-08		4,050	2,974			1,076	
2-BAIDU INC	2012-07	PURCHASE	2015-08		338	232			106	
14-BAIDU INC	2012-08	PURCHASE	2015-08		675	492			183	
11-BAIDU INC	2012-10	PURCHASE	2015-08		1,856	1,234			622	
1-BIOGEN IDEC INC	2013-11	PURCHASE	2015-04		416	247			169	
2-BLACKROCK INC	2014-01	PURCHASE	2016-02		608	621			-13	
1-BLACKROCK INC	2014-01	PURCHASE	2016-02		304	312			-8	
12-BOEING CO	2012-01	PURCHASE	2016-02		1,249	903			346	
5-BOEING CO	2012-09	PURCHASE	2016-02		520	365			155	
14-BOEING CO	2012-09	PURCHASE	2016-02		1,514	1,021			493	
37-BP P L C	2014-03	PURCHASE	2015-09		1,096	1,752			-656	
32-CABOT OIL & GAS CORP	2014-05	PURCHASE	2015-05		1,126	1,240			-114	
31-CABOT OIL & GAS CORP	2014-04	PURCHASE	2015-08		673	1,179			-506	
177-CABOT OIL & GAS CORP	2014-05	PURCHASE	2015-08		1,671	2,983			-1,312	
21-CABOT OIL & GAS CORP	2014-04	PURCHASE	2015-08		447	799			-352	
34-CABOT OIL & GAS CORP	2014-05	PURCHASE	2015-08		724	1,224			-500	
1-CABOT OIL & GAS CORP	2014-05	PURCHASE	2015-08		22	36			-14	
37-CABOT OIL & GAS CORP	2014-06	PURCHASE	2015-08		799	1,285			-486	
3-CABOT OIL & GAS CORP	2014-08	PURCHASE	2015-08		65	101			-36	
9-CABOT OIL & GAS CORP	2014-08	PURCHASE	2015-08		194	310			-116	
20-CELGENE CORP	2012-05	PURCHASE	2015-04		2,264	699			1,565	
1-CELGENE CORP	2012-05	PURCHASE	2015-07		135	35			100	
2-CELGENE CORP	2012-08	PURCHASE	2015-07		269	68			201	

Name	Date Acquired	How Acquired	Date Sold	Purchaser Name	Gross Sales Price	Basis	Basis Method	Sales Expenses	Total (net)	Accumulated Depreciation
14-CHEVRON CORP	2012-01	PURCHASE	2015-07		1,330	1,494			-164	
34-CHEVRON CORP	2012-01	PURCHASE	2015-11		3,042	3,629			-587	
27-CHUBB CORP	2012-01	PURCHASE	2016-01		3,503	1,897			1,606	
8-CHUBB CORP	2012-01	PURCHASE	2015-11		1,028	562			466	
2-CME GROUP INC	2014-11	PURCHASE	2016-03		189	172			17	
8-CME GROUP INC	2014-11	PURCHASE	2016-03		749	689			60	
22-COGNIZANT TECHNOLOGY SOLUTIONS	2012-01	PURCHASE	2015-04		1,375	782			593	
5720 82-COLUMBIA EMERGING MARKETS FU	2015-02	PURCHASE	2016-03		50,000	58,467			-8,467	
2020 2-COLUMBIA SHORT TERM BOND FUND	2012-02	PURCHASE	2016-03		20,000	20,040			-40	
41-DU PONT E I DE NEMOURS & CO	2012-01	PURCHASE	2015-06		2,630	2,091			539	
19-DU PONT E I DE NEMOURS & CO	2012-03	PURCHASE	2015-06		1,219	1,001			218	
126-EMC CORP	2013-07	PURCHASE	2015-06		3,290	3,200			90	
12-FACEBOOK INC	2012-10	PURCHASE	2016-01		1,308	276			1,032	
8-FACEBOOK INC	2012-10	PURCHASE	2016-01		893	184			709	
5-FACEBOOK INC	2012-10	PURCHASE	2016-02		533	115			418	
9-FACEBOOK INC	2012-10	PURCHASE	2015-07		868	207			661	
25-FMC TECHNOLOGIES INC	2011-08	PURCHASE	2015-07		994	1,108			-114	
5-FMC TECHNOLOGIES INC	2012-08	PURCHASE	2015-07		199	231			-32	
7-FMC TECHNOLOGIES INC	2013-01	PURCHASE	2015-07		278	310			-32	
20-FMC TECHNOLOGIES INC	2011-06	PURCHASE	2015-07		746	876			-130	
10-FMC TECHNOLOGIES INC	2011-11	PURCHASE	2015-07		373	441			-68	
1-FMC TECHNOLOGIES INC	2012-07	PURCHASE	2015-07		37	41			-4	
28-FMC TECHNOLOGIES INC	2013-01	PURCHASE	2015-07		1,044	1,217			-173	
6-FMC TECHNOLOGIES INC	2013-01	PURCHASE	2015-07		224	266			-42	
7-FMC TECHNOLOGIES INC	2012-07	PURCHASE	2015-07		264	289			-25	
3-HANESBRANDS INC	2014-05	PURCHASE	2015-08		87	62			25	
64-HANESBRANDS INC	2014-05	PURCHASE	2015-08		1,851	1,313			538	
6-ILLUMINA INC	2014-02	PURCHASE	2015-07		1,323	967			356	
59-INTEL CORP	2012-01	PURCHASE	2015-11		2,055	1,576			479	
7-KIMBERLY CLARK CORP	2012-01	PURCHASE	2016-02		898	484			414	

Name	Date Acquired	How Acquired	Date Sold	Purchaser Name	Gross Sales Price	Basis	Basis Method	Sales Expenses	Total (net)	Accumulated Depreciation
3-LINKEDIN CORP	2014-03	PURCHASE	2016-01		574	567			7	
2-LINKEDIN CORP	2014-03	PURCHASE	2016-01		382	370			12	
26-MACYS INC	2012-03	PURCHASE	2015-11		1,004	1,046			-42	
24-MACYS INC	2013-08	PURCHASE	2015-11		926	1,151			-225	
16-MICHAEL KORS HLDGS LTD	2012-03	PURCHASE	2015-06		774	754			20	
66-MICHAEL KORS HLDGS LTD	2012-03	PURCHASE	2015-06		3,194	3,136			58	
3-MICHAEL KORS HLDGS LTD	2012-03	PURCHASE	2015-06		144	141			3	
21-MONSANTO CO	2013-01	PURCHASE	2015-08		2,063	2,023			40	
24-MONSANTO CO	2013-01	PURCHASE	2015-08		2,358	2,299			59	
17-MONSANTO CO	2013-09	PURCHASE	2015-08		1,670	1,729			-59	
19-NIKE INC	2014-11	PURCHASE	2016-02		1,143	919			224	
6-PRECISION CASTPARTS CORP	2011-06	PURCHASE	2015-07		1,160	916			244	
1-PRECISION CASTPARTS CORP	2011-08	PURCHASE	2015-07		193	149			44	
5-PRECISION CASTPARTS CORP	2011-11	PURCHASE	2015-07		966	793			173	
13-PRECISION CASTPARTS CORP	2012-01	PURCHASE	2015-07		2,513	2,204			309	
2-PRECISION CASTPARTS CORP	2011-08	PURCHASE	2015-07		386	299			87	
1-PRICELINE GROUP INC	2012-01	PURCHASE	2015-05		1,198	525			673	
10-PROCTER & GAMBLE CO	2013-03	PURCHASE	2016-02		802	770			32	
3-PUBLIC STORAGE INC	2015-01	PURCHASE	2016-02		697	597			100	
2-RAYTHEON CO	2012-01	PURCHASE	2015-08		220	99			121	
9-RAYTHEON CO	2012-09	PURCHASE	2015-08		990	520			470	
8-RAYTHEON CO	2014-01	PURCHASE	2015-08		880	728			152	
31-RAYTHEON CO	2012-01	PURCHASE	2015-08		3,403	1,535			1,868	
6-RAYTHEON CO	2012-01	PURCHASE	2015-08		658	297			361	
96-ROCHE HLDG LTD	2014-02	PURCHASE	2015-06		3,400	3,432			-32	
45-ROYAL DUTCH SHELL PLC	2012-01	PURCHASE	2015-09		2,077	3,223			-1,146	
1-ROYAL DUTCH SHELL PLC	2012-02	PURCHASE	2015-09		46	73			-27	
41-SALESFORCE COM INC	2012-01	PURCHASE	2015-04		2,946	1,193			1,753	
41-SALESFORCE COM INC	2012-01	PURCHASE	2015-05		2,941	1,193			1,748	
82-SALESFORCE COM INC	2012-01	PURCHASE	2015-05		6,051	2,385			3,666	

Name	Date Acquired	How Acquired	Date Sold	Purchaser Name	Gross Sales Price	Basis	Basis Method	Sales Expenses	Total (net)	Accumulated Depreciation
6-SHERWIN WILLIAMS CO	2012-01	PURCHASE	2016-02		1,534	587			947	
11-TRACTOR SUPPLY CO	2014-07	PURCHASE	2015-08		1,032	675			357	
1-TRACTOR SUPPLY CO	2014-07	PURCHASE	2015-08		94	62			32	
8-TRACTOR SUPPLY CO	2014-07	PURCHASE	2015-08		744	491			253	
23-TRACTOR SUPPLY CO	2014-07	PURCHASE	2015-09		1,933	1,411			522	
3-TRACTOR SUPPLY CO	2014-07	PURCHASE	2015-09		250	184			66	
17-TRACTOR SUPPLY CO	2014-07	PURCHASE	2015-09		1,481	1,043			438	
17-TRACTOR SUPPLY CO	2014-07	PURCHASE	2015-09		1,434	1,043			391	
5-TRACTOR SUPPLY CO	2014-07	PURCHASE	2015-10		422	307			115	
7-TRACTOR SUPPLY CO	2014-09	PURCHASE	2015-10		590	426			164	
14-UNITED TECHNOLOGIES CORP	2012-01	PURCHASE	2015-11		1,380	1,083			297	
3-VERIZON COMMUNICATIONS INC	2012-01	PURCHASE	2015-08		143	112			31	
17-VERIZON COMMUNICATIONS INC	2013-03	PURCHASE	2015-08		808	812			-4	
10-VISA INC	2012-01	PURCHASE	2016-01		695	253			442	
12-VISA INC	2012-01	PURCHASE	2016-02		875	303			572	
19-VISA INC	2012-01	PURCHASE	2015-05		1,252	480			772	
4-VMWARE INC	2013-05	PURCHASE	2015-08		306	310			-4	
17-VMWARE INC	2013-05	PURCHASE	2015-08		1,352	1,319			33	
12-VMWARE INC	2013-11	PURCHASE	2015-08		954	928			26	
9-VMWARE INC	2013-06	PURCHASE	2015-09		712	635			77	
23-VMWARE INC	2013-06	PURCHASE	2015-09		1,820	1,633			187	
5-VMWARE INC	2013-07	PURCHASE	2015-09		396	361			35	
2-VMWARE INC	2013-11	PURCHASE	2015-09		158	155			3	
4-VMWARE INC	2013-06	PURCHASE	2015-09		314	282			32	
14-WAL-MART STORES INC	2014-08	PURCHASE	2015-11		850	1,061			-211	
3-WAL-MART STORES INC	2014-11	PURCHASE	2015-11		182	233			-51	

TY 2015 Investments Corporate Bonds Schedule

Name: BABS AND MAURY YOUNG FOUNDATION

EIN: 51-0365021

Name of Bond	End of Year Book Value	End of Year Fair Market Value
CORPORATE BONDS	400,210	401,764

TY 2015 Investments Corporate Stock Schedule

Name: BABS AND MAURY YOUNG FOUNDATION

EIN: 51-0365021

Name of Stock	End of Year Book Value	End of Year Fair Market Value
STOCKS	698,174	844,466

TY 2015 Other Assets Schedule

Name: BABS AND MAURY YOUNG FOUNDATION

EIN: 51-0365021

Description	Beginning of Year - Book Value	End of Year - Book Value	End of Year - Fair Market Value
FEDERAL EXCISE TAX OVERPAID		291	291

TY 2015 Other Expenses Schedule**Name:** BABS AND MAURY YOUNG FOUNDATION**EIN:** 51-0365021

Description	Revenue and Expenses per Books	Net Investment Income	Adjusted Net Income	Disbursements for Charitable Purposes
EXPENSES				
DELAWARE FRANCHISE TAX	25	13		12
CUSTODY FEES U S TRUST	3,875	3,875		
DELAWARE REGISTERED AGENT FEE	125	62		63

TY 2015 Other Liabilities Schedule

Name: BABS AND MAURY YOUNG FOUNDATION

EIN: 51-0365021

Description	Beginning of Year - Book Value	End of Year - Book Value
FED EXCISE TAX PAYABLE	224	

TY 2015 Taxes Schedule

Name: BABS AND MAURY YOUNG FOUNDATION

EIN: 51-0365021

Category	Amount	Net Investment Income	Adjusted Net Income	Disbursements for Charitable Purposes
FEDERAL EXCISE TAX	369	369		