



See a Social Security Number? Say Something!  
Report Privacy Problems to <https://public.resource.org/privacy>  
Or call the IRS Identity Theft Hotline at 1-800-908-4490



Form **990-PF**

Department of the Treasury  
Internal Revenue Service

Return of Private Foundation

or Section 4947(a)(1) Trust Treated as Private Foundation

▶ Do not enter social security numbers on this form as it may be made public.

▶ Information about Form 990-PF and its instructions is at [www.irs.gov/form990pf](http://www.irs.gov/form990pf).

OMB No 1545-0052

**2015**

Open to Public Inspection

For calendar year 2015, or tax year beginning 04-01-2015, and ending 03-31-2016

Name of foundation V & H CHARITABLE FOUNDATION		<b>A Employer identification number</b>  43-6378149	
Number and street (or P O box number if mail is not delivered to street address) P O BOX 26128		Room/suite	<b>B</b> Telephone number (see instructions)  (913) 234-3000
City or town, state or province, country, and ZIP or foreign postal code OVERLAND PARK, KS 66225		<b>C</b> If exemption application is pending, check here <input type="checkbox"/>	
<b>G</b> Check all that apply <input type="checkbox"/> Initial return <input type="checkbox"/> Initial return of a former public charity <input type="checkbox"/> Final return <input type="checkbox"/> Amended return <input type="checkbox"/> Address change <input type="checkbox"/> Name change		<b>D 1.</b> Foreign organizations, check here <input type="checkbox"/>  <b>2.</b> Foreign organizations meeting the 85% test, check here and attach computation <input type="checkbox"/>	
<b>H</b> Check type of organization <input checked="" type="checkbox"/> Section 501(c)(3) exempt private foundation <input type="checkbox"/> Section 4947(a)(1) nonexempt charitable trust <input type="checkbox"/> Other taxable private foundation		<b>E</b> If private foundation status was terminated under section 507(b)(1)(A), check here <input type="checkbox"/>	
<b>I</b> Fair market value of all assets at end of year (from Part II, col. (c), line 16) ▶ \$ 13,677,085		<b>F</b> If the foundation is in a 60-month termination under section 507(b)(1)(B), check here <input type="checkbox"/>	
<b>J</b> Accounting method <input checked="" type="checkbox"/> Cash <input type="checkbox"/> Accrual <input type="checkbox"/> Other (specify) _____ (Part I, column (d) must be on cash basis.)			

Part I Analysis of Revenue and Expenses (The total of amounts in columns (b), (c), and (d) may not necessarily equal the amounts in column (a) (see instructions) )		Revenue and expenses per books (a)	Net investment income (b)	Adjusted net income (c)	Disbursements for charitable purposes (d) (cash basis only)
Revenue	<b>1</b> Contributions, gifts, grants, etc , received (attach schedule) . . . . .				
	<b>2</b> Check <input checked="" type="checkbox"/> if the foundation is <b>not</b> required to attach Sch B . . . . .				
	<b>3</b> Interest on savings and temporary cash investments	112	112		
	<b>4</b> Dividends and interest from securities . . . . .	148,431	148,431		
	<b>5a</b> Gross rents . . . . .				
	<b>b</b> Net rental income or (loss) _____				
	<b>6a</b> Net gain or (loss) from sale of assets not on line 10	58,308			
	<b>b</b> Gross sales price for all assets on line 6a 3,118,442				
	<b>7</b> Capital gain net income (from Part IV, line 2) . . .		58,308		
	<b>8</b> Net short-term capital gain . . . . .				
	<b>9</b> Income modifications . . . . .				
	<b>10a</b> Gross sales less returns and allowances				
Operating and Administrative Expenses	<b>b</b> Less Cost of goods sold . . . . .				
	<b>c</b> Gross profit or (loss) (attach schedule) . . . . .				
	<b>11</b> Other income (attach schedule) . . . . .	79,415	79,415		
	<b>12 Total.</b> Add lines 1 through 11 . . . . .	286,266	286,266		
	<b>13</b> Compensation of officers, directors, trustees, etc				
	<b>14</b> Other employee salaries and wages . . . . .				
	<b>15</b> Pension plans, employee benefits . . . . .				
	<b>16a</b> Legal fees (attach schedule). . . . .				
	<b>b</b> Accounting fees (attach schedule). . . . .	2,500			
	<b>c</b> Other professional fees (attach schedule) . . . . .	39,554	39,554		
	<b>17</b> Interest . . . . .				
	<b>18</b> Taxes (attach schedule) (see instructions) . . .	17,883	2,991		
	<b>19</b> Depreciation (attach schedule) and depletion . . .				
	<b>20</b> Occupancy . . . . .				
	<b>21</b> Travel, conferences, and meetings. . . . .				
	<b>22</b> Printing and publications . . . . .				
	<b>23</b> Other expenses (attach schedule). . . . .	14,061	14,061		
	<b>24 Total operating and administrative expenses.</b>				
	Add lines 13 through 23 . . . . .	73,998	56,606		0
	<b>25</b> Contributions, gifts, grants paid . . . . .	655,910			655,910
	<b>26 Total expenses and disbursements.</b> Add lines 24 and 25	729,908	56,606		655,910
	<b>27</b> Subtract line 26 from line 12				
	<b>a Excess of revenue over expenses and disbursements</b>	-443,642			
	<b>b Net investment income</b> (if negative, enter -0-)		229,660		
	<b>c Adjusted net income</b> (if negative, enter -0-) . . .				

Part II Balance Sheets		Attached schedules and amounts in the description column should be for end-of-year amounts only (See instructions )	Beginning of year	End of year	
			(a) Book Value	(b) Book Value	(c) Fair Market Value
Assets	1	Cash—non-interest-bearing . . . . .			
	2	Savings and temporary cash investments . . . . .	45,560	48,186	48,186
	3	Accounts receivable ▶ _____ Less allowance for doubtful accounts ▶ _____			
	4	Pledges receivable ▶ _____ Less allowance for doubtful accounts ▶ _____			
	5	Grants receivable . . . . .			
	6	Receivables due from officers, directors, trustees, and other disqualified persons (attach schedule) (see instructions). . . . .			
	7	Other notes and loans receivable (attach schedule) ▶ _____ Less allowance for doubtful accounts ▶ _____			
	8	Inventories for sale or use . . . . .			
	9	Prepaid expenses and deferred charges . . . . .	2,801	14,920	14,920
	10a	Investments—U S and state government obligations (attach schedule)			
	b	Investments—corporate stock (attach schedule) . . . . .	4,289,748	4,157,837	5,152,817
	c	Investments—corporate bonds (attach schedule) . . . . .	2,023,576	1,828,541	1,816,910
	11	Investments—land, buildings, and equipment basis ▶ 255,000 Less accumulated depreciation (attach schedule) ▶ _____	255,000	255,000	1,476,660
	12	Investments—mortgage loans. . . . .			
	13	Investments—other (attach schedule) . . . . .	2,449,926	2,318,485	5,167,592
	14	Land, buildings, and equipment basis ▶ _____ Less accumulated depreciation (attach schedule) ▶ _____			
15	Other assets (describe ▶ _____)				
16	Total assets(to be completed by all filers—see the instructions Also, see page 1, item I)	9,066,611	8,622,969	13,677,085	
Liabilities	17	Accounts payable and accrued expenses . . . . .			
	18	Grants payable . . . . .			
	19	Deferred revenue . . . . .			
	20	Loans from officers, directors, trustees, and other disqualified persons			
	21	Mortgages and other notes payable (attach schedule). . . . .			
	22	Other liabilities (describe ▶ _____)			
	23	Total liabilities(add lines 17 through 22) . . . . .		0	
Net Assets or Fund Balances	Foundations that follow SFAS 117, check here ▶ <input type="checkbox"/> and complete lines 24 through 26 and lines 30 and 31.				
	24	Unrestricted . . . . .			
	25	Temporarily restricted . . . . .			
	26	Permanently restricted . . . . .			
	Foundations that do not follow SFAS 117, check here ▶ <input checked="" type="checkbox"/> and complete lines 27 through 31.				
	27	Capital stock, trust principal, or current funds . . . . .			
	28	Paid-in or capital surplus, or land, bldg , and equipment fund			
	29	Retained earnings, accumulated income, endowment, or other funds	9,066,611	8,622,969	
	30	Total net assets or fund balances(see instructions) . . . . .	9,066,611	8,622,969	
	31	Total liabilities and net assets/fund balances(see instructions) . . . . .	9,066,611	8,622,969	

Part III Analysis of Changes in Net Assets or Fund Balances			
1	Total net assets or fund balances at beginning of year—Part II, column (a), line 30 (must agree with end-of-year figure reported on prior year’s return) . . . . .	1	9,066,611
2	Enter amount from Part I, line 27a . . . . .	2	-443,642
3	Other increases not included in line 2 (itemize) ▶ _____	3	
4	Add lines 1, 2, and 3 . . . . .	4	8,622,969
5	Decreases not included in line 2 (itemize) ▶ _____	5	
6	Total net assets or fund balances at end of year (line 4 minus line 5)—Part II, column (b), line 30 . . . . .	6	8,622,969

Part IV

Capital Gains and Losses for Tax on Investment Income

List and describe the kind(s) of property sold (e g , real estate, (a) 2-story brick warehouse, or common stock, 200 shs MLC Co )		How acquired P—Purchase (b) D—Donation	Date acquired (c) (mo , day, yr )	Date sold (d) (mo , day, yr )
1a	See Additional Data Table			
b				
c				
d				
e				

(e) Gross sales price	Depreciation allowed (f) (or allowable)	Cost or other basis (g) plus expense of sale	Gain or (loss) (h) (e) plus (f) minus (g)
a See Additional Data Table			
b			
c			
d			
e			

Complete only for assets showing gain in column (h) and owned by the foundation on 12/31/69			Gains (Col (h) gain minus col (k), but not less than -0-) or (l) Losses (from col (h))
(i) F M V as of 12/31/69	Adjusted basis (j) as of 12/31/69	Excess of col (i) (k) over col (j), if any	
a See Additional Data Table			
b			
c			
d			
e			

2	Capital gain net income or (net capital loss)	<div><div>If gain, also enter in Part I, line 7 If (loss), enter -0- in Part I, line 7</div></div>	2	58,308
3	Net short-term capital gain or (loss) as defined in sections 1222(5) and (6) <div>If gain, also enter in Part I, line 8, column (c) (see instructions) If (loss), enter -0- in Part I, line 8 . . . . .</div>		3	-40,885

Part V

Qualification Under Section 4940(e) for Reduced Tax on Net Investment Income

(For optional use by domestic private foundations subject to the section 4940(a) tax on net investment income )  
If section 4940(d)(2) applies, leave this part blank

Was the foundation liable for the section 4942 tax on the distributable amount of any year in the base period? ☐ Yes ☒ No  
If "Yes," the foundation does not qualify under section 4940(e) Do not complete this part

1 Enter the appropriate amount in each column for each year, see instructions before making any entries

(a) Base period years Calendar year (or tax year beginning in)	(b) Adjusted qualifying distributions	(c) Net value of noncharitable-use assets	(d) Distribution ratio (col (b) divided by col (c))
2014	505,820	13,638,322	0 037088
2013	683,178	10,306,925	0 066283
2012	230,454	11,475,762	0 020082
2011	180,662	10,825,838	0 016688
2010	566,355	9,882,501	0 057309

2	Total of line 1, column (d). . . . .	2	0 197450
3	Average distribution ratio for the 5-year base period—divide the total on line 2 by 5, or by the number of years the foundation has been in existence if less than 5 years	3	0 039490
4	Enter the net value of noncharitable-use assets for 2015 from Part X, line 5. . . . .	4	13,823,279
5	Multiply line 4 by line 3. . . . .	5	545,881
6	Enter 1% of net investment income (1% of Part I, line 27b). . . . .	6	2,297
7	Add lines 5 and 6. . . . .	7	548,178
8	Enter qualifying distributions from Part XII, line 4. . . . .	8	655,910

If line 8 is equal to or greater than line 7, check the box in Part VI, line 1b, and complete that part using a 1% tax rate See  
the Part VI instructions

Part VI

Excise Tax Based on Investment Income (Section 4940(a), 4940(b), 4940(e), or 4948—see page 18 of the instructions)

1a

Exempt operating foundations described in section 4940(d)(2), check here ☐ and enter "N/A" on line 1  
Date of ruling or determination letter \_\_\_\_\_  
(attach copy of letter if necessary—see instructions)

b

Domestic foundations that meet the section 4940(e) requirements in Part V, check here ☒ and enter 1% of Part I, line 27b . . . . .

c

All other domestic foundations enter 2% of line 27b. Exempt foreign organizations enter 4% of Part I, line 12, col. (b)

2

Tax under section 511 (domestic section 4947(a)(1) trusts and taxable foundations only. Others enter -0-)

2

3

Add lines 1 and 2. . . . .

3

2,297

4

Subtitle A (income) tax (domestic section 4947(a)(1) trusts and taxable foundations only. Others enter -0-)

4

5

**Tax based on investment income.** Subtract line 4 from line 3. If zero or less, enter -0- . . . . .

5

2,297

6

Credits/Payments

a

2015 estimated tax payments and 2014 overpayment credited to 2015

6a

14,920

b

Exempt foreign organizations—tax withheld at source . . . . .

6b

c

Tax paid with application for extension of time to file (Form 8868). . . . .

6c

d

Backup withholding erroneously withheld . . . . .

6d

7

Total credits and payments. Add lines 6a through 6d. . . . .

7

14,920

8

Enter any **penalty** for underpayment of estimated tax. Check here ☐ if Form 2220 is attached.

8

9

**Tax due.** If the total of lines 5 and 8 is more than line 7, enter **amount owed** . . . . .

9

10

**Overpayment.** If line 7 is more than the total of lines 5 and 8, enter the **amount overpaid** . . . . .

10

12,623

11

Enter the amount of line 10 to be **Credited to 2015 estimated tax** ☒ 4,000 **Refunded** ☒

11

8,623

Part VII-A

Statements Regarding Activities

1a

During the tax year, did the foundation attempt to influence any national, state, or local legislation or did it participate or intervene in any political campaign? . . . . .

1a

No

b

Did it spend more than \$100 during the year (either directly or indirectly) for political purposes (see Instructions for definition)? . . . . .  
*If the answer is "Yes" to 1a or 1b, attach a detailed description of the activities and copies of any materials published or distributed by the foundation in connection with the activities.*

1b

No

c

Did the foundation file **Form 1120-POL** for this year? . . . . .

1c

No

d

Enter the amount (if any) of tax on political expenditures (section 4955) imposed during the year:  
(1) On the foundation ☒ \$ \_\_\_\_\_ (2) On foundation managers ☒ \$ \_\_\_\_\_

e

Enter the reimbursement (if any) paid by the foundation during the year for political expenditure tax imposed on foundation managers ☒ \$ \_\_\_\_\_

2

Has the foundation engaged in any activities that have not previously been reported to the IRS? . . . . .  
*If "Yes," attach a detailed description of the activities.*

2

No

3

Has the foundation made any changes, not previously reported to the IRS, in its governing instrument, articles of incorporation, or bylaws, or other similar instruments? *If "Yes," attach a conformed copy of the changes* . . . . .

3

No

4a

Did the foundation have unrelated business gross income of \$1,000 or more during the year? . . . . .

4a

No

b

If "Yes," has it filed a tax return on **Form 990-T** for this year? . . . . .

4b

5

Was there a liquidation, termination, dissolution, or substantial contraction during the year? . . . . .  
*If "Yes," attach the statement required by General Instruction T.*

5

No

6

Are the requirements of section 508(e) (relating to sections 4941 through 4945) satisfied either:  
• By language in the governing instrument, or  
• By state legislation that effectively amends the governing instrument so that no mandatory directions that conflict with the state law remain in the governing instrument? . . . . .

6

Yes

7

Did the foundation have at least \$5,000 in assets at any time during the year? *If "Yes," complete Part II, col. (c), and Part XV.* . . . . .

7

Yes

8a

Enter the states to which the foundation reports or with which it is registered (see instructions)  
☒ \_\_\_\_\_

b

If the answer is "Yes" to line 7, has the foundation furnished a copy of Form 990-PF to the Attorney General (or designate) of each state as required by General Instruction G? *If "No," attach explanation.*

8b

Yes

9

Is the foundation claiming status as a private operating foundation within the meaning of section 4942(j)(3) or 4942(j)(5) for calendar year 2015 or the taxable year beginning in 2015 (see instructions for Part XIV)?  
*If "Yes," complete Part XIV* . . . . .

9

No

10

Did any persons become substantial contributors during the tax year? *If "Yes," attach a schedule listing their names and addresses.* . . . . .

10

No

Part VII-A

Statements Regarding Activities *(continued)*

11	At any time during the year, did the foundation, directly or indirectly, own a controlled entity within the meaning of section 512(b)(13)? If "Yes," attach schedule (see instructions).	11		No
12	Did the foundation make a distribution to a donor advised fund over which the foundation or a disqualified person had advisory privileges? If "Yes," attach statement (see instructions)	12	Yes	
13	Did the foundation comply with the public inspection requirements for its annual returns and exemption application? Website address ▶N/A	13	Yes	
14	The books are in care of ▶BANK OF BLUE VALLEY Telephone no ▶(913) 234-3000 Located at ▶PO BOX 26128 OVERLAND PARK KS ZIP+4 ▶66225			
15	Section 4947(a)(1) nonexempt charitable trusts filing Form 990-PF in lieu of <b>Form 1041</b> —Check here . . . . . ▶ <input type="checkbox"/> and enter the amount of tax-exempt interest received or accrued during the year . . . . . ▶	15		
16	At any time during calendar year 2015, did the foundation have an interest in or a signature or other authority over a bank, securities, or other financial account in a foreign country? See instructions for exceptions and filing requirements for FinCEN Form 114, Report of Foreign Bank and Financial Accounts (FBAR) If "Yes", enter the name of the foreign country ▶ CJ	16	Yes	No

Part VII-B

Statements Regarding Activities for Which Form 4720 May Be Required

File Form 4720 if any item is checked in the "Yes" column, unless an exception applies.			Yes	No
1a	During the year did the foundation (either directly or indirectly)			
	(1) Engage in the sale or exchange, or leasing of property with a disqualified person? <input type="checkbox"/> Yes <input checked="" type="checkbox"/> No			
	(2) Borrow money from, lend money to, or otherwise extend credit to (or accept it from) a disqualified person? . . . . . <input type="checkbox"/> Yes <input checked="" type="checkbox"/> No			
	(3) Furnish goods, services, or facilities to (or accept them from) a disqualified person? <input type="checkbox"/> Yes <input checked="" type="checkbox"/> No			
	(4) Pay compensation to, or pay or reimburse the expenses of, a disqualified person? <input type="checkbox"/> Yes <input checked="" type="checkbox"/> No			
	(5) Transfer any income or assets to a disqualified person (or make any of either available for the benefit or use of a disqualified person)? . . . . . <input type="checkbox"/> Yes <input checked="" type="checkbox"/> No			
	(6) Agree to pay money or property to a government official? ( <b>Exception.</b> Check "No" if the foundation agreed to make a grant to or to employ the official for a period after termination of government service, if terminating within 90 days ). . . . . <input type="checkbox"/> Yes <input checked="" type="checkbox"/> No			
b	If any answer is "Yes" to 1a(1)–(6), did <b>any</b> of the acts fail to qualify under the exceptions described in Regulations section 53.4941(d)-3 or in a current notice regarding disaster assistance (see instructions)? . . . . . <input type="checkbox"/> Organizations relying on a current notice regarding disaster assistance check here. . . . . ▶ <input type="checkbox"/>	1b		
c	Did the foundation engage in a prior year in any of the acts described in 1a, other than excepted acts, that were not corrected before the first day of the tax year beginning in 2015? . . . . . <input type="checkbox"/>	1c		
2	Taxes on failure to distribute income (section 4942) (does not apply for years the foundation was a private operating foundation defined in section 4942(j)(3) or 4942(j)(5))			
a	At the end of tax year 2015, did the foundation have any undistributed income (lines 6d and 6e, Part XIII) for tax year(s) beginning before 2015? . . . . . <input type="checkbox"/> Yes <input checked="" type="checkbox"/> No If "Yes," list the years ▶ 20____, 20____, 20____, 20____			
b	Are there any years listed in 2a for which the foundation is <b>not</b> applying the provisions of section 4942(a)(2) (relating to incorrect valuation of assets) to the year's undistributed income? (If applying section 4942(a)(2) to <b>all</b> years listed, answer "No" and attach statement—see instructions ). . . . . <input type="checkbox"/>	2b		
c	If the provisions of section 4942(a)(2) are being applied to <b>any</b> of the years listed in 2a, list the years here ▶ 20____, 20____, 20____, 20____			
3a	Did the foundation hold more than a 2% direct or indirect interest in any business enterprise at any time during the year? . . . . . <input type="checkbox"/> Yes <input checked="" type="checkbox"/> No			
b	If "Yes," did it have excess business holdings in 2015 as a result of (1) any purchase by the foundation or disqualified persons after May 26, 1969, (2) the lapse of the 5-year period (or longer period approved by the Commissioner under section 4943(c)(7)) to dispose of holdings acquired by gift or bequest, or (3) the lapse of the 10-, 15-, or 20-year first phase holding period?( <i>Use Schedule C, Form 4720, to determine if the foundation had excess business holdings in 2015.</i> ) . . . . . <input type="checkbox"/>	3b		
4a	Did the foundation invest during the year any amount in a manner that would jeopardize its charitable purposes?	4a		No
b	Did the foundation make any investment in a prior year (but after December 31, 1969) that could jeopardize its charitable purpose that had not been removed from jeopardy before the first day of the tax year beginning in 2015?	4b		No

Part VII-B

Statements Regarding Activities for Which Form 4720 May Be Required (Continued)

5a

During the year did the foundation pay or incur any amount to

(1) Carry on propaganda, or otherwise attempt to influence legislation (section 4945(e))?

☐ Yes ☒ No

(2) Influence the outcome of any specific public election (see section 4955), or to carry on, directly or indirectly, any voter registration drive?

☐ Yes ☒ No

(3) Provide a grant to an individual for travel, study, or other similar purposes?

☐ Yes ☒ No

(4) Provide a grant to an organization other than a charitable, etc , organization described in section 4945(d)(4)(A)? (see instructions).

☐ Yes ☒ No

(5) Provide for any purpose other than religious, charitable, scientific, literary, or educational purposes, or for the prevention of cruelty to children or animals?

☐ Yes ☒ No

b

If any answer is "Yes" to 5a(1)–(5), did **any** of the transactions fail to qualify under the exceptions described in Regulations section 53.4945 or in a current notice regarding disaster assistance (see instructions)?

☐ Yes ☒ No

Organizations relying on a current notice regarding disaster assistance check here.

c

If the answer is "Yes" to question 5a(4), does the foundation claim exemption from the tax because it maintained expenditure responsibility for the grant?

☐ Yes ☒ No

If "Yes," attach the statement required by Regulations section 53.4945–5(d).

6a

Did the foundation, during the year, receive any funds, directly or indirectly, to pay premiums on a personal benefit contract?

☐ Yes ☒ No

b

Did the foundation, during the year, pay premiums, directly or indirectly, on a personal benefit contract?

☐ Yes ☒ No

If "Yes" to 6b, file Form 8870.

7a

At any time during the tax year, was the foundation a party to a prohibited tax shelter transaction?

☐ Yes ☒ No

b

If yes, did the foundation receive any proceeds or have any net income attributable to the transaction?

☐ Yes ☒ No

5b

6b

No

7b

Part VIII

Information About Officers, Directors, Trustees, Foundation Managers, Highly Paid Employees, and Contractors

1

List all officers, directors, trustees, foundation managers and their compensation (see instructions).

(a) Name and address	Title, and average hours per week (b) devoted to position	(c) Compensation (If not paid, enter -0-)	(d) Contributions to employee benefit plans and deferred compensation	Expense account, (e) other allowances
CATHERINE M REGNIER	TRUSTEE	0	0	0
5801 WINDSOR DR	0 00			
MISSION, KS 66205				
ROBERT B REGNIER	TRUSTEE	0	0	0
3400 W 119TH ST	0 00			
LEAWOOD, KS 66209				
VICTOR A REGNIER	TRUSTEE	0	0	0
10610 LINHART DR	0 00			
LOS ANGELES, CA 90001				

2

Compensation of five highest-paid employees (other than those included on line 1—see instructions). If none, enter "NONE."

(a) Name and address of each employee paid more than \$50,000	Title, and average hours per week (b) devoted to position	(c) Compensation	Contributions to employee benefit plans and deferred compensation (d)	Expense account, (e) other allowances
NONE				

Total

number of other employees paid over \$50,000.

**Part VIII** Information About Officers, Directors, Trustees, Foundation Managers, Highly Paid Employees, and Contractors *(continued)*

**3** Five highest-paid independent contractors for professional services (see instructions). If none, enter "NONE".

(a) Name and address of each person paid more than \$50,000	(b) Type of service	(c) Compensation
NONE		

**Total** number of others receiving over \$50,000 for professional services. . . . . ▶

**Part IX-A** Summary of Direct Charitable Activities

List the foundation's four largest direct charitable activities during the tax year. Include relevant statistical information such as the number of organizations and other beneficiaries served, conferences convened, research papers produced, etc.	Expenses
<b>1</b>	
<b>2</b>	
<b>3</b>	
<b>4</b>	

**Part IX-B** Summary of Program-Related Investments (see instructions)

Describe the two largest program-related investments made by the foundation during the tax year on lines 1 and 2	Amount
<b>1</b> N/A	
<b>2</b>	
All other program-related investments. See instructions.	
<b>3</b>	

**Total.** Add lines 1 through 3 . . . . . ▶



Part X

Minimum Investment Return

(All domestic foundations must complete this part. Foreign foundations,see instructions.)

1	Fair market value of assets not used (or held for use) directly in carrying out charitable, etc , purposes		
a	Average monthly fair market value of securities. . . . .	1a	13,978,052
b	Average of monthly cash balances. . . . .	1b	46,873
c	Fair market value of all other assets (see instructions). . . . .	1c	8,861
d	Total (add lines 1a, b, and c). . . . .	1d	14,033,786
e	Reduction claimed for blockage or other factors reported on lines 1a and 1c (attach detailed explanation). . . . .	1e	
2	Acquisition indebtedness applicable to line 1 assets. . . . .	2	
3	Subtract line 2 from line 1d. . . . .	3	14,033,786
4	Cash deemed held for charitable activities Enter 1 1/2% of line 3 (for greater amount, see instructions). . . . .	4	210,507
5	Net value of noncharitable-use assets.Subtract line 4 from line 3 Enter here and on Part V, line 4	5	13,823,279
6	Minimum investment return.Enter 5% of line 5. . . . .	6	691,164

Part XI

Distributable Amount

(see instructions) (Section 4942(j)(3) and (j)(5) private operating foundations and certain foreign organizations check here ☒ and do not complete this part.)

1	Minimum investment return from Part X, line 6. . . . .	1	691,164
2a	Tax on investment income for 2015 from Part VI, line 5. . . . .	2a	2,297
b	Income tax for 2015 (This does not include the tax from Part VI ). . . . .	2b	
c	Add lines 2a and 2b. . . . .	2c	2,297
3	Distributable amount before adjustments Subtract line 2c from line 1. . . . .	3	688,867
4	Recoveries of amounts treated as qualifying distributions. . . . .	4	
5	Add lines 3 and 4. . . . .	5	688,867
6	Deduction from distributable amount (see instructions). . . . .	6	
7	Distributable amountas adjusted Subtract line 6 from line 5 Enter here and on Part XIII, line 1. . . . .	7	688,867

Part XII

Qualifying Distributions (see instructions)

1	Amounts paid (including administrative expenses) to accomplish charitable, etc , purposes		
a	Expenses, contributions, gifts, etc —total from Part I, column (d), line 26. . . . .	1a	655,910
b	Program-related investments—total from Part IX-B. . . . .	1b	
2	Amounts paid to acquire assets used (or held for use) directly in carrying out charitable, etc , purposes. . . . .	2	
3	Amounts set aside for specific charitable projects that satisfy the		
a	Suitability test (prior IRS approval required). . . . .	3a	
b	Cash distribution test (attach the required schedule). . . . .	3b	
4	Qualifying distributions.Add lines 1a through 3b Enter here and on Part V, line 8, and Part XIII, line 4	4	655,910
5	Foundations that qualify under section 4940(e) for the reduced rate of tax on net investment income Enter 1% of Part I, line 27b (see instructions). . . . .	5	2,297
6	Adjusted qualifying distributions.Subtract line 5 from line 4. . . . .	6	653,613

**Note:**The amount on line 6 will be used in Part V, column (b), in subsequent years when calculating whether the foundation qualifies for the section 4940(e) reduction of tax in those years

Part XIII

Undistributed Income (see instructions)

	(a) Corpus	(b) Years prior to 2014	(c) 2014	(d) 2015
1 Distributable amount for 2015 from Part XI, line 7				688,867
2 Undistributed income, if any, as of the end of 2015				
a Enter amount for 2014 only. . . . .			555,614	
b Total for prior years 20____, 20____, 20____				
3 Excess distributions carryover, if any, to 2015				
a From 2010. . . . .				
b From 2011. . . . .				
c From 2012. . . . .				
d From 2013. . . . .				
e From 2014. . . . .				
f Total of lines 3a through e. . . . .				
4 Qualifying distributions for 2015 from Part XII, line 4 ▶ \$ 655,910				
a Applied to 2014, but not more than line 2a			555,614	
b Applied to undistributed income of prior years (Election required—see instructions). . . . .				
c Treated as distributions out of corpus (Election required—see instructions). . . . .				
d Applied to 2015 distributable amount. . . . .				100,296
e Remaining amount distributed out of corpus				
5 Excess distributions carryover applied to 2015 (If an amount appears in column (d), the same amount must be shown in column (a).)				
6 Enter the net total of each column as indicated below:				
a Corpus Add lines 3f, 4c, and 4e Subtract line 5				
b Prior years' undistributed income Subtract line 4b from line 2b. . . . .				
c Enter the amount of prior years' undistributed income for which a notice of deficiency has been issued, or on which the section 4942(a) tax has been previously assessed. . . . .				
d Subtract line 6c from line 6b Taxable amount—see instructions . . . . .				
e Undistributed income for 2014 Subtract line 4a from line 2a Taxable amount—see instructions . . . . .				
f Undistributed income for 2016 Subtract lines 4d and 5 from line 1 This amount must be distributed in 2015. . . . .				588,571
7 Amounts treated as distributions out of corpus to satisfy requirements imposed by section 170(b)(1)(F) or 4942(g)(3) (Election may be required - see instructions). . . . .				
8 Excess distributions carryover from 2010 not applied on line 5 or line 7 (see instructions). . .				
9 Excess distributions carryover to 2016. Subtract lines 7 and 8 from line 6a. . . . .				
10 Analysis of line 9				
a Excess from 2011. . . . .				
b Excess from 2012. . . . .				
c Excess from 2013. . . . .				
d Excess from 2014. . . . .				
e Excess from 2015. . . . .				



Part XV

Supplementary Information(continued)

3 Grants and Contributions Paid During the Year or Approved for Future Payment

Recipient	If recipient is an individual, show any relationship to any foundation manager or substantial contributor	Foundation status of recipient	Purpose of grant or contribution	Amount
Name and address (home or business)				
a Paid during the year See Additional Data Table				
Total . . . . .			3a	655,910
b Approved for future payment				
Total . . . . .			3b	

Enter gross amounts unless otherwise indicated		Unrelated business income		Excluded by section 512, 513, or 514		(e) Related or exempt function income (See instructions )
		(a) Business code	(b) Amount	(c) Exclusion code	(d) Amount	
<b>1</b>	Program service revenue					
<b>a</b>	_____					
<b>b</b>	_____					
<b>c</b>	_____					
<b>d</b>	_____					
<b>e</b>	_____					
<b>f</b>	_____					
<b>g</b>	Fees and contracts from government agencies					
<b>2</b>	Membership dues and assessments. . . . .					
<b>3</b>	Interest on savings and temporary cash investments . . . . .					112
<b>4</b>	Dividends and interest from securities. . .					148,431
<b>5</b>	Net rental income or (loss) from real estate					
<b>a</b>	Debt-financed property. . . . .					
<b>b</b>	Not debt-financed property. . . . .					
<b>6</b>	Net rental income or (loss) from personal property . . . . .					
<b>7</b>	Other investment income. . . . .					79,415
<b>8</b>	Gain or (loss) from sales of assets other than inventory . . . . .					58,308
<b>9</b>	Net income or (loss) from special events					
<b>10</b>	Gross profit or (loss) from sales of inventory . . . . .					
<b>11</b>	Other revenue <b>a</b> _____					
<b>b</b>	_____					
<b>c</b>	_____					
<b>d</b>	_____					
<b>e</b>	_____					
<b>12</b>	Subtotal Add columns (b), (d), and (e). .					286,266
<b>13</b>	<b>Total.</b> Add line 12, columns (b), (d), and (e). . . . . (See worksheet in line 13 instructions to verify calculations )					286,266

[illegible]



Form 990PF Part IV - Capital Gains and Losses for Tax on Investment Income - Columns a - d

List and describe the kind(s) of property sold (e g , real estate, (a) 2-story brick warehouse, or common stock, 200 shs MLC Co )	How acquired P—Purchase (b) D—Donation	Date acquired (c) (mo , day, yr )	(d) Date sold (mo , day, yr )
SEE ATTACHED - ACCT 0036	P	2014-06-03	2016-03-31
SEE ATTACHED - ACCT 0036	P	2004-10-27	2016-03-31
SEE ATTACHED - ACCT 0036	P	2004-10-27	2016-03-31
SEE ATTACHED - ACCT 0048	P	2014-11-20	2016-02-17
SEE ATTACHED - ACCT 0048	P	2000-08-02	2016-02-16
SEE ATTACHED - ACCT 0048	P	2000-08-02	2016-02-16

Form 990PF Part IV - Capital Gains and Losses for Tax on Investment Income - Columns e - h

(e) Gross sales price	Depreciation allowed (f) (or allowable)	Cost or other basis (g) plus expense of sale	Gain or (loss) (h) (e) plus (f) minus (g)
352,874		370,362	-17,488
1,174,292		1,029,158	145,134
16,754			16,754
133,679		157,076	-23,397
1,440,677		1,503,538	-62,861
166			166

Form 990PF Part IV - Capital Gains and Losses for Tax on Investment Income - Columns i - l

Complete only for assets showing gain in column (h) and owned by the foundation on 12/31/69			Gains (Col (h) gain minus col (k), but not less than -0-) or (l) Losses (from col (h))
(i) F M V as of 12/31/69	Adjusted basis (j) as of 12/31/69	Excess of col (i) (k) over col (j), if any	
			-17,488
			145,134
			16,754
			-23,397
			-62,861
			166

Form 990PF Part XV Line 3 - Grants and Contributions Paid During the Year or Approved for Future Payment

Recipient	If recipient is an individual, show any relationship to any foundation manager or substantial contributor	Foundation status of recipient	Purpose of grant or contribution	Amount
Name and address (home or business)				
<b>a</b> <i>Paid during the year</i>				
ARTS & REC FOUNDATION OF OP PO BOX 26147 SHAWNEE MISSION,KS 66225			CHARITABLE	17,750
BLUE VALLEY NORTHWEST HS 13260 SWITZER OVERLAND PARK,KS 66213			CHARITABLE	5,000
CITY OF OVERLAND PARK 8500 SANTA FE DR OVERLAND PARK,KS 66212			CHARITABLE	5,000
GIRL SCOUTS OF NE KS & NW MO 8383 E BLUE PKWY DR KANSAS CITY,MO 64133			CHARITABLE	10,000
GREAT MIDWEST BALLOON FESTIVAL SPEEDWAY BLVD BONNER SPRINGS,KS 66012			CHARITABLE	5,000
GREATER KC COMMUNITY FDN 1055 BROADWAY 130 KANSAS CITY,MO 64105			CHARITABLE	350,000
HEART TO HEART INTERNATIONAL 13250 W 98TH ST LENEXA,KS 66215			CHARITABLE	10,000
JEWISH FEDERATION OF GREATER KC 5801 W 115TH ST 201 OVERLAND PARK,KS 66211			CHARITABLE	4,250
JOHNSON COUNTY MUSEUM FOUNDATION 6305 LACKMAN RD SHAWNEE MISSION,KS 66217			CHARITABLE	82,640
JUVENILE DIABETES RESEARCH FDTN 920 MAIN ST 280 KANSAS CITY,MO 64105			CHARITABLE	3,020
KANSAS CITY HOSPICE 12000 WORNALL RD KANSAS CITY,MO 64145			CHARITABLE	6,250
NON-PROFIT CONNECT 125 E 31ST ST 100 KANSAS CITY,MO 64108			CHARITABLE	3,850
OVERLAND PARK HISTORICAL SOCIETY 8045 SANTA FE DR OVERLAND PARK,KS 66204			CHARITABLE	1,000
REACH OUT & READ C/O KU ENDOWMENT 3901 RAINBOW BLVD KANSAS CITY,KS 66160			CHARITABLE	500
RONALD MCDONALD HOUSE 2502 CHERRY ST KANSAS CITY,MO 64108			CHARITABLE	33,000
<b>Total . . . . .</b>			<b>3a</b>	655,910



Form 990PF Part XV Line 3 - Grants and Contributions Paid During the Year or Approved for Future Payment

Recipient	If recipient is an individual, show any relationship to any foundation manager or substantial contributor	Foundation status of recipient	Purpose of grant or contribution	Amount
Name and address (home or business)				
<b>a</b> <i>Paid during the year</i>				
SAFEHOME INC PO BOX 4563 OVERLAND PARK,KS 66204			CHARITABLE	5,000
SHAWNEE MISSION EAST FOUNDATION 7500 MISSION RD PRAIRIE VILLAGE,KS 66208			CHARITABLE	500
ST MARKS UNITED INNER CITY SERVICES 2008 E 12TH ST KANSAS CITY,MO 64127			CHARITABLE	1,500
THE POLICE FOUNDATION OF KC PO BOX 901950 KANSAS CITY,MO 64190			CHARITABLE	2,400
UMKC BLOCH SCHOOL 202 ADMINISTRATIVE CENTER 5115 OAK ST KANSAS CITY,MO 64112			CHARITABLE	7,000
UNION STATION 30 W PERSHING RD 400 KANSAS CITY,MO 64108			CHARITABLE	2,250
WONDERSCOPE 5700 KING SHAWNEE,KS 66203			CHARITABLE	100,000
<b>Total . . . . .</b>			<b>3a</b>	655,910

**TY 2015 Accounting Fees Schedule**

**Name:** V & H CHARITABLE FOUNDATION

**EIN:** 43-6378149

Category	Amount	Net Investment Income	Adjusted Net Income	Disbursements for Charitable Purposes
WALTERS MCCANN FANSKA	2,500			

**TY 2015 Investments Corporate Bonds Schedule****Name:** V & H CHARITABLE FOUNDATION**EIN:** 43-6378149

<b>Name of Bond</b>	<b>End of Year Book Value</b>	<b>End of Year Fair Market Value</b>
FIXED INCOME - SEE ATTACHED 0036	940,587	935,924
FIXED INCOME - SEE ATTACHED 0048	887,954	880,986

**TY 2015 Investments Corporate Stock Schedule****Name:** V & H CHARITABLE FOUNDATION**EIN:** 43-6378149

<b>Name of Stock</b>	<b>End of Year Book Value</b>	<b>End of Year Fair Market Value</b>
EQUITIES - SEE ATTACHED 0036	2,435,715	2,842,283
EQUITIES - SEE ATTACHED 0048	1,722,122	2,310,534

**TY 2015 Investments - Land Schedule**

**Name:** V & H CHARITABLE FOUNDATION

**EIN:** 43-6378149

Category/ Item	Cost/Other Basis	Accumulated Depreciation	Book Value	End of Year Fair Market Value
LAND	255,000		255,000	1,476,660

**TY 2015 Investments - Other Schedule****Name:** V & H CHARITABLE FOUNDATION**EIN:** 43-6378149

Category/ Item	Listed at Cost or FMV	Book Value	End of Year Fair Market Value
OFFSHORE INV - SEE ATTACHED 0068	AT COST	2,000,000	4,849,107
SHORT TERM INV - SEE ATTACHED 0048	AT COST	155,811	155,811
SHORT TERM INV - SEE ATTACHED 0036	AT COST	162,632	162,632
SHORT TERM INV - SEE ATTACHED 0068	AT COST	42	42

## TY 2015 Other Expenses Schedule

**Name:** V & H CHARITABLE FOUNDATION

**EIN:** 43-6378149

Description	Revenue and Expenses per Books	Net Investment Income	Adjusted Net Income	Disbursements for Charitable Purposes
EXPENSES				
REPAIRS & MAINTENANCE	9,786	9,786		
INSURANCE	4,275	4,275		

**TY 2015 Other Income Schedule**

**Name:** V & H CHARITABLE FOUNDATION

**EIN:** 43-6378149

Description	Revenue And Expenses Per Books	Net Investment Income	Adjusted Net Income
WONDERSCOPE RENT FORGIVENESS	75,000	75,000	
MISC INVESTMENT INCOME	4,415	4,415	

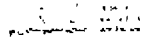


**TY 2015 Other Professional Fees Schedule****Name:** V & H CHARITABLE FOUNDATION**EIN:** 43-6378149

Category	Amount	Net Investment Income	Adjusted Net Income	Disbursements for Charitable Purposes
BANK OF BLUE VALLEY	500	500		
ATWOOD & PALMER	39,054	39,054		

**TY 2015 Taxes Schedule****Name:** V & H CHARITABLE FOUNDATION**EIN:** 43-6378149

Category	Amount	Net Investment Income	Adjusted Net Income	Disbursements for Charitable Purposes
2014 FORM 990PF EXCISE TAX	14,892			
FOREIGN TAXES	977	977		
REAL ESTATE TAXES	2,014	2,014		



**BANK OF BLUE VALLEY**  
**Realized Gain/Loss Report**

Run on 7/26/2016 4:03:09 PM

Start Date: 04/01/2015

End Date: 03/31/2016

Account: 11191000036

Administrator: WALTER WIEMAN

**V & H CHARITABLE FOUNDATION BANK OF BLUE VALLEY, INVESTMENT  
 MANAGER (FCI MANAGED)**

Description	Sold	Acquired	Proceeds	Cost	Gain/Loss Covered	How Acquired Gift	Date Of /Inheritance	FMV Of Gift/ Inheritance
** SHORT TERM CAPITAL GAIN (LOSS)								
30 SHARES OF NIKE INC	05/20/2015	06/03/2014	3,146.45	2,278.50	867.95	Covered	P	
400 SHARES OF FORD MOTOR CO	06/10/2015	09/08/2014	5,985.53	6,727.68	742.15	Covered	P	
80 SHARES OF FORD MOTOR CO	06/10/2015	09/11/2014	1,197.11	1,332.54	135.43	Covered	P	
330 SHARES OF FORD MOTOR CO	06/10/2015	10/02/2014	4,938.06	4,821.30	116.76	Covered	P	
200 SHARES OF LOWES COS INC	06/12/2015	10/07/2014	13,837.29	10,703.20	3,134.09	Covered	P	
.73 SHARES OF REYNOLDS AMERICAN INC	06/18/2015	06/12/2015	54.80	52.40	2.40	Covered	P	
120 SHARES OF QUALCOMM INC	07/10/2015	11/13/2014	7,539.73	8,458.02	918.29	Covered	P	
76 SHARES OF QUALCOMM INC	07/10/2015	06/12/2015	4,775.16	5,098.01	322.85	Covered	P	
400 SHARES OF T ROWE PRICE GROUP INC	07/14/2015	10/10/2014	31,319.55	30,358.52	961.03	Covered	P	
250 SHARES OF CUMMINS INC	07/27/2015	02/23/2015	31,198.73	35,346.62	4,147.89	Covered	P	
6000 UNITS OF BB&T CORP SENIOR NOTE A 3.2% 03/15/2016-2016	08/06/2015	09/03/2014	6,071.88	6,224.34	152.46	Covered	P	
1000 UNITS OF BB&T CORP SENIOR NOTE A 3.2% 03/15/2016-2016	08/06/2015	06/03/2015	1,011.98	1,018.21	6.23	Covered	P	
25 SHARES OF SCHLUMBERGER	08/11/2015	04/08/2015	2,099.98	2,143.23	43.25	Covered	P	
60 SHARES OF PHILIP MORRIS INTERNATIONAL INC	08/13/2015	01/23/2015	5,068.72	4,976.93	91.79	Covered	P	
46 SHARES OF PROCTER & GAMBLE CO	08/13/2015	04/17/2015	3,499.70	3,797.17	297.47	Covered	P	
24 SHARES OF REYNOLDS AMERICAN INC	08/13/2015	06/12/2015	2,055.09	1,722.72	332.37	Covered	P	
45 SHARES OF REYNOLDS AMERICAN INC	08/13/2015	06/17/2015	3,853.28	3,351.24	502.04	Covered	P	
116 SHARES OF TRANSCANADA CORP	08/13/2015	02/23/2015	4,229.45	5,090.45	861.00	Covered	P	
79 SHARES OF WILLIAMS COS INC	08/13/2015	02/23/2015	4,023.41	3,869.76	153.65	Covered	P	
2 SHARES OF BLACKROCK INC CL A	08/13/2015	01/23/2015	651.16	713.08	61.92	Covered	P	
28 SHARES OF JPMORGAN CHASE & CO	08/13/2015	09/11/2014	1,882.22	1,662.88	219.34	Covered	P	
32 SHARES OF	08/13/2015	01/23/2015	2,151.11	1,831.03	320.08	Covered	P	

**BANK OF BLUE VALLEY**  
**Realized Gain/Loss Report**

Run on 7/26/2016 4:02:23 PM

Start Date: 04/01/2015

End Date: 03/31/2016

Account: 11140000048

Administrator: WALTER WIEMAN

**V & H CHARITABLE FOUNDATION BANK OF BLUE VALLEY, CUSTODIAN**  
**ATWOOD & PALMER, INVESTMENT ADVISOR**

Description	Sold	Acquired	Proceeds	Cost	Gain/Loss	Covered	How	Date Of	FMV Of
							Acquired Gift	/Inheritance	Gift/Inheritance
** SHORT TERM CAPITAL GAIN (LOSS)									
1475 SHARES OF KONINKLIJKE PHILIPS NV NV ADR	06/30/2015	01/15/2015	37,776.55	40,756.62	2,980	07-	Covered	P	
600 SHARES OF CONTINENTAL RESOURCES INC	08/26/2015	12/05/2014	16,270.98	22,882.32	6,611	34-	Covered	P	
110 SHARES OF FIRST TRUST GERMANY ALPHADEX FUND	11/18/2015	02/11/2015	3,880.20	4,083.93	203	73-	Covered	P	
105 SHARES OF FIRST TRUST UNITED KINGDOM ALPHADEX FUND	11/18/2015	02/11/2015	4,323.29	4,280.18	43.11		Covered	P	
150 SHARES OF FIRST TRUST SWITZERLAND ALPHADEX FUND	11/18/2015	02/11/2015	5,861.53	5,881.98	20.45		Covered	P	
475 SHARES OF FIRST TRUST HONG KONG ALPHADEX FUND	11/18/2015	11/20/2014	16,336.32	18,471.99	2,135	67-	Covered	P	
450 SHARES OF FIRST TRUST HONG KONG ALPHADEX FUND	11/18/2015	02/11/2015	15,476.52	18,269.37	2,792	85-	Covered	P	
2500 SHARES OF FRANKS INTERNATIONAL NV	02/17/2016	07/17/2015	33,753.76	42,449.25	8,695.49		Covered	P	
** TOTAL SHORT TERM CAPITAL GAIN (LOSS)			133,679.15	157,075.64	23,396	49-			
** LONG TERM CAPITAL GAIN (LOSS)									
900 SHARES OF CONTINENTAL RESOURCES INC	04/02/2015	01/10/2014	41,623.33	48,147.30	6,523	97-	Covered	P	
1000 SHARES OF HOLLYFRONTIER CORP	04/24/2015	12/19/2012	39,449.77	46,481.00	7,031.23		Covered	P	
.316 SHARES OF GOOGLE INC CL C	05/04/2015	02/23/2012	168.30	95.28	73.02		Covered	C	
250 SHARES OF NATIONAL OIL WELL VARCO INC	07/17/2015	03/01/2012	10,656.28	18,754.25	8,097	97-	Covered	P	
300 SHARES OF NATIONAL OIL WELL VARCO INC	07/17/2015	04/17/2012	12,787.53	21,546.52	8,758	99-	Covered	P	
650 SHARES OF NATIONAL OIL WELL	07/17/2015	11/15/2012	27,706.32	41,064.59	13,358.27		Covered	P	

# RealzdGainLoss

VARCO INC						
700 SHARES OF	07/17/2015 06/21/2013	16,406.50	18,063.08	1,656	58- Covered	P
TRIMBLE NAVIGATION LTD						
5 SHARES OF	08/24/2015 06/25/2013	676.10	699.19	23	09- Covered	P
IPATH BARCLAYS S&P 500 DYNAMIC VECTOR						
850 SHARES OF	08/24/2015 08/29/2012	115,187.75	109,445.41	5,742.34	Covered	P
IPATH BARCLAYS S&P 500 DYNAMIC VECTOR						
650 SHARES OF	08/24/2015 11/16/2012	88,084.75	82,013.75	6,071.00	Covered	P
IPATH BARCLAYS S&P 500 DYNAMIC VECTOR						
495 SHARES OF	08/24/2015 06/25/2013	67,079.93	69,219.61	2,139	68- Covered	P
IPATH BARCLAYS S&P 500 DYNAMIC VECTOR						
375 SHARES OF	08/26/2015 08/02/2000	34,597.91	17,946.10	16,651.81		
JOHNSON & JOHNSON						
1340 SHARES OF	11/18/2015 11/03/2014	36,655.02	42,417.30	5,762	28- Covered	P
FIRST TRUST ISE CHINDIA INDEX FUND						
1040 SHARES OF	11/18/2015 04/16/2014	36,685.53	42,753.98	6,068	45- Covered	P
FIRST TRUST GERMANY ALPHADEX FUND						
1000 SHARES OF	11/18/2015 04/16/2014	41,174.24	42,122.40	948	16- Covered	P
FIRST TRUST UNITED KINGDOM ALPHADEX FUND						
980 SHARES OF	11/18/2015 04/16/2014	38,295.34	42,012.40	3,717.06	Covered	P
FIRST TRUST SWITZERLAND ALPHADEX FUND						
1000 SHARES OF	12/31/2015 10/31/2011	25,741.07	25,219.80	521.27	Non Covered	P
GUGGENHEIM BULLETSHARES 2015 HIGH YIELD CORPORATE BOND ETF						
1000 SHARES OF	12/31/2015 01/18/2012	25,741.07	25,433.00	308.07	Covered	P
GUGGENHEIM BULLETSHARES 2015 HIGH YIELD CORPORATE BOND ETF						
1500 SHARES OF	12/31/2015 08/29/2013	38,611.60	39,855.45	1,243	85- Covered	P
GUGGENHEIM BULLETSHARES 2015 HIGH YIELD CORPORATE BOND ETF						
2500 SHARES OF	12/31/2015 10/31/2011	54,199.32	53,112.50	1,086.82	Non Covered	P
GUGGENHEIM BULLETSHARES 2015 CORPORATE BOND ETF						
1900 SHARES OF	12/31/2015 08/29/2013	41,191.49	41,481.56	290	07- Covered	P
GUGGENHEIM BULLETSHARES 2015 CORPORATE BOND ETF						
500 SHARES OF	01/15/2016 10/07/2010	52,336.78	52,571.50	234	72-	
ISHARES 1-3 YEAR CREDIT BOND FUND						
300 SHARES OF	01/15/2016 01/19/2011	31,402.07	31,344.90	57.17	Non Covered	P
ISHARES 1-3 YEAR CREDIT BOND FUND						
1600 SHARES OF	01/15/2016 10/07/2010	48,664.70	48,792.00	127	30-	
SPDR BARCLAYS CAPITAL SHORT CORP BD						
1000 SHARES OF	01/15/2016 01/19/2011	30,415.44	30,371.00	44.44	Non	P

# RealzdGainLoss

SPDR BARCLAYS CAPITAL SHORT CORP BD					Covered	
1000 SHARES OF PIMCO ETF TR 1-5 YR US TIPS INDEX	01/15/2016 10/07/2010	51,426.75	52,735.00	1,308 25-		
600 SHARES OF PIMCO ETF TR 1-5 YR US TIPS INDEX	01/15/2016 01/19/2011	30,856.05	31,823.40	967.35- Non Covered	P	
7100 SHARES OF ALPS VELOCITYSHARES TAIL RISK HEDGED LARGE CAP ETF	01/20/2016 02/19/2014	181,861.73	191,305.24	9,443.51- Covered	P	
1200 SHARES OF FIRST TRUST HONG KONG ALPHADEX FUND	01/29/2016 11/20/2014	34,361.84	46,666.09	12,304 25- Covered	P	
840 SHARES OF FIRST TRUST GERMANY ALPHADEX FUND	02/16/2016 11/03/2014	26,924.94	29,329.52	2,404 58- Covered	P	
340 SHARES OF FIRST TRUST GERMANY ALPHADEX FUND	02/16/2016 02/11/2015	10,898.19	12,623.04	1,724.85- Covered	P	
775 SHARES OF FIRST TRUST ISE CHINDIA INDEX FUND	02/16/2016 11/03/2014	18,522.01	24,532.40	6,010.39- Covered	P	
740 SHARES OF FIRST TRUST ISE CHINDIA INDEX FUND	02/16/2016 02/11/2015	17,685.54	22,293.24	4,607 70- Covered	P	
685 SHARES OF FIRST TRUST UNITED KINGDOM ALPHADEX FUND	02/16/2016 11/03/2014	23,671.10	26,554.72	2,883.62- Covered	P	
335 SHARES OF FIRST TRUST UNITED KINGDOM ALPHADEX FUND	02/16/2016 02/11/2015	11,576.37	13,655.80	2,079.43- Covered	P	
710 SHARES OF FIRST TRUST SWITZERLAND ALPHADEX FUND	02/16/2016 11/03/2014	25,544.88	27,070.88	1,526 00- Covered	P	
355 SHARES OF FIRST TRUST SWITZERLAND ALPHADEX FUND	02/16/2016 02/11/2015	12,772.44	13,920.69	1,148 25- Covered	P	
600 SHARES OF ORACLE CORP	02/16/2016 06/27/2007	21,292.81	11,712.00	9,580.81		
500 SHARES OF ORACLE CORP	02/16/2016 01/22/2009	17,744.01	8,352.50	9,391.51		

\*\* TOTAL LONG TERM  
CAPITAL GAIN (LOSS) 1,440,676.80 1,503,538 39 62,861 59-

\*\* SHORT TERM  
CAPITAL GAINS  
DIVIDENDS

3400 BASIS SHARES OF GUGGENHEIM BULLETSHARES 2018 CORP BOND	0.34
4400 BASIS SHARES OF GUGGENHEIM BULLETSHARES 2016 CORP BOND	7.92

## RealzdGainLoss

** TOTAL SHORT TERM CAPITAL GAINS DIVIDENDS	0.00	0.00	8.26
** LONG TERM CAPITAL GAINS DIVIDENDS			
3400 BASIS SHARES OF GUGGENHEIM BULLETSHARES 2018 CORP BOND			20.40
4400 BASIS SHARES OF GUGGENHEIM BULLETSHARES 2016 CORP BOND			58.96
4400 BASIS SHARES OF GUGGENHEIM BULLETSHARES 2017 CORP BOND			86.68
** TOTAL LONG TERM CAPITAL GAINS DIVIDENDS	0.00	0.00	166.04

## SUMMARY

Description	Amount
** SUMMARY OF CAPITAL GAINS AND LOSSES **	
TOTAL SHORT TERM CAPITAL GAIN (LOSS)	23,396.49-
TOTAL SHORT TERM CAPITAL GAINS DIVIDENDS	8.26
NET SHORT TERM CAPITAL GAIN (LOSS)	23,388.23-
TOTAL LONG TERM CAPITAL GAIN (LOSS)	62,861.59-
TOTAL LONG TERM CAPITAL GAINS DIVIDENDS	166.04
TOTAL 28% RATE CAPITAL GAINS DIVIDENDS	0.00
TOTAL SEC 1250 CAPITAL GAINS DIVIDENDS	0.00
TOTAL SEC 1202 CAPITAL GAINS DIVIDENDS	0.00
NET LONG TERM CAPITAL GAIN (LOSS)	62,695.55-
NET CAPITAL GAIN (LOSS)	86,083.78-
TOTAL GAIN/LOSS FROM SALES WITH UNKNOWN COST/ACQUISITION DATE	0.00

[Back](#)
[Save](#)

# RealzdGainLoss

JPMORGAN CHASE & CO						
20 SHARES OF PRUDENTIAL FINANCIAL INC	08/13/2015 01/23/2015	1,781.97	1,622.84	159.13	Covered	P
122 SHARES OF RLJ LODGING TRUST	08/13/2015 09/11/2014	3,523.48	3,618.80	95 32-	Covered	P
70 SHARES OF RLJ LODGING TRUST	08/13/2015 10/06/2014	2,021.67	2,000.34	21.33	Covered	P
56 SHARES OF VENTAS INC.	08/13/2015 09/11/2014	3,779.38	3,575.06	204.32	Covered	P
32 SHARES OF VENTAS INC.	08/13/2015 10/06/2014	2,159.64	2,011.73	147.91	Covered	P
86 SHARES OF ABBVIE INC	08/13/2015 03/16/2015	5,916.70	5,065.37	851.33	Covered	P
24 SHARES OF NOVARTIS A G SPONSORED ADR	08/13/2015 01/23/2015	2,447.97	2,327.63	120.34	Covered	P
70 SHARES OF SEAGATE TECHNOLOGY PLC	08/13/2015 06/01/2015	3,598.64	3,885.53	286 89-	Covered	P
76 SHARES OF INTERNATIONAL PAPER CO	08/13/2015 09/11/2014	3,560.31	3,768.62	208.31-	Covered	P
40 SHARES OF INTERNATIONAL PAPER CO	08/13/2015 01/23/2015	1,873.84	2,175.98	302 14-	Covered	P
26 SHARES OF VERIZON COMMUNICATIONS INC	08/13/2015 06/12/2015	1,234.03	1,237.31	3 28-	Covered	P
400 SHARES OF VANGUARD INFORMATION TECHNOLOGY ETF	08/26/2015 11/12/2014	39,074.04	41,314.56	2,240.52-	Covered	P
335 SHARES OF CHEVRON CORP	09/02/2015 05/28/2015	26,064.94	34,612.50	8,547 56-	Covered	P
85 SHARES OF FACEBOOK INC CL A	09/21/2015 01/21/2015	8,080.80	6,526.27	1,554.53	Covered	P
15 SHARES OF FACEBOOK INC CL A	09/21/2015 08/27/2015	1,426.02	1,342.40	83.62	Covered	P
11000 UNITS OF US TREASURY NOTE 2.25% 03/31/2016	09/22/2015 11/21/2014	11,116.44	11,297.34	180.90-	Covered	P
5238.831 SHARES OF LORD ABBETT SHORT DURATION INCOME I	10/22/2015 08/19/2015	22,946.08	23,050.86	104 78-	Covered	P
375 SHARES OF AKAMAI TECH	11/16/2015 09/18/2015	22,111.58	27,236.44	5,124.86-	Covered	P
1000 UNITS OF WELLS FARGO CO MEDIUM TERM NOTE 2.625% 12/15/2016	12/02/2015 06/03/2015	1,016.09	1,025.28	9 19-	Covered	P
2000 UNITS OF EMC CORP MASS NOTE 1.875% 06/01/2018	12/08/2015 06/03/2015	1,899.58	2,014.54	114 96-	Covered	P
1000 UNITS OF CITIGROUP INC SENIOR NOTE 6.125% 11/21/2017	12/11/2015 06/03/2015	1,090.18	1,104.96	14 78-	Covered	P
1000 UNITS OF SIMON PROPERTY GROUP LP NOTE 6.125% 05/30/2018	12/21/2015 06/03/2015	1,112.37	1,131.51	19.14-	Covered	P
50.000000 SHARES OF UNITEDHEALTH GROUP INC	01/12/2016 09/01/2015	5,608.83	5,612.65	3 82-	Covered	P
4 SHARES OF PRICELINE GROUP, INC.	01/19/2016 11/11/2015	4,414.02	5,279.64	865.62-	Covered	P



# RealzdGainLoss

.73 SHARES OF CHUBB LIMITED	01/22/2016 01/15/2016	80.45	81.09	0 64- Covered	P
1000 UNITS OF AMERICAN EXPRESS CREDIT CORP MEDIUM TERM NOTE 2.8% 09/19/2016	02/04/2016 06/03/2015	1,010.71	1,024.01	13 30- Covered	P
2000 UNITS OF COMCAST CORP NOTE 4.95% 06/15/2016	02/04/2016 06/03/2015	2,028.90	2,086.88	57 98- Covered	P
1000 UNITS OF HOME DEPOT INC SENIOR NOTE 5.4% 03/01/2016	02/04/2016 06/03/2015	1,003.00	1,036.47	33 47- Covered	P
4000 UNITS OF US TREASURY NOTE 2.25% 03/31/2016	03/31/2016 06/03/2015	4,000.00	4,066.25	66 25- Covered	P
430 SHARES OF ENERGY SELECT SECTOR SPDR FUND	03/28/2016 09/02/2015	26,302.09	27,651.06	1,348 97- Covered	P
<b>** TOTAL SHORT TERM CAPITAL GAIN (LOSS)</b>		352,874.14	370,361.75	17,487 61-	

## \*\* LONG TERM CAPITAL GAIN (LOSS)

75 SHARES OF WAL-MART STORES INC	04/17/2015 03/26/2014	5,846.22	5,746 50	99.72 Covered	P
60 SHARES OF AMAZON.COM INC	04/24/2015 08/25/2011	26,819.63	11,536.30	15,283.33 Covered	P
155 SHARES OF SIMON PROPERTY GROUP INC	04/29/2015 08/21/2013	28,373.61	21,224.45	7,149.16 Covered	P
.096 SHARES OF GOOGLE INC CL C	05/04/2015 02/26/2008	51.13	21.56	29.57	C
275 SHARES OF TESORO CORP	05/20/2015 02/03/2014	24,914.84	14,068.67	10,846.17 Covered	P
170 SHARES OF TESORO CORP	05/20/2015 02/14/2014	15,401.90	8,562.78	6,839.12 Covered	P
20 SHARES OF NIKE INC	05/20/2015 10/05/2012	2,097.63	956.34	1,141.29 Covered	P
58.000000 SHARES OF MICROSOFT CORP	06/01/2015 03/26/2014	2,752.70	2,324.06	428.64 Covered	P
65 SHARES OF MICROSOFT CORP	06/02/2015 10/27/2004	3,061.44	1,816.75	1,244.69	
153 SHARES OF MICROSOFT CORP	06/02/2015 10/06/2006	7,206.17	4,259.52	2,946.65	
82 SHARES OF MICROSOFT CORP	06/02/2015 03/26/2014	3,862.13	3,285.74	576.39 Covered	P
135.000000 SHARES OF UNITEDHEALTH GROUP INC	06/02/2015 07/20/2012	15,883.08	7,525.19	8,357.89 Covered	P
1300 SHARES OF FORD MOTOR CO	06/10/2015 03/04/2011	19,452.97	18,723.90	729.07 Covered	P
130 SHARES OF FORD MOTOR CO	06/10/2015 09/19/2011	1,945.30	1,372.45	572.85 Covered	P
222 SHARES OF FORD MOTOR CO	06/10/2015 03/26/2014	3,321.97	3,399.93	77 96- Covered	P
170 SHARES OF FORD MOTOR CO	06/10/2015 06/03/2014	2,543.85	2,823.56	279 71- Covered	P
68 SHARES OF FORD MOTOR CO	06/10/2015 06/05/2014	1,017.54	1,142.39	124.85- Covered	P
85 SHARES OF LORILLARD INC	06/12/2015 03/26/2014	6,067.62	4,574.32	1,493.30 Covered	P
34.000000 SHARES OF	06/12/2015 03/26/2014	2,476.15	1,856.06	620.09 Covered	P

# RealzdGainLoss

HASBRO INC						
64.000000 SHARES OF	06/12/2015 03/26/2014	2,006.49	1,631.95	374.54	Covered	P
INTEL CORP						
85 SHARES OF	06/30/2015 03/26/2014	5,972.34	5,970.25	2.09	Covered	P
BAXTER						
INTERNATIONAL INC						
4 SHARES OF	07/01/2015 03/26/2014	4.58	6.46	1.88-	Covered	C
CHEMOURS CO COM						
45 SHARES OF	07/10/2015 05/08/2009	2,827.40	1,871.81	955.59		
QUALCOMM INC						
200 SHARES OF	07/10/2015 02/05/2010	12,566.21	7,650.00	4,916.21		
QUALCOMM INC						
84 SHARES OF	07/10/2015 06/17/2010	5,277.80	2,993.60	2,284.20		
QUALCOMM INC						
13 SHARES OF	07/14/2015 03/26/2014	162.51	210.02	47 51-	Covered	C
CHEMOURS CO COM						
90 SHARES OF	07/15/2015 03/02/2012	1,153.54	1,118.16	35.38	Covered	C
CHEMOURS CO COM						
19000 UNITS OF	08/06/2015 10/31/2013	19,227.62	20,003.20	775 58-	Non	P
BB&T CORP SENIOR					Covered	
NOTE A 3.2%						
03/15/2016-2016						
30 SHARES OF	08/11/2015 06/03/2014	2,519.98	3,114.30	594.32-	Covered	P
SCHLUMBERGER						
370 SHARES OF	08/13/2015 09/19/2011	5,429.32	3,906.20	1,523.12	Covered	P
FORD MOTOR CO						
70 SHARES OF	08/13/2015 03/26/2014	5,617.41	3,821.30	1,796.11	Covered	P
HASBRO INC						
83 SHARES OF	08/13/2015 03/26/2014	4,594.81	4,618.95	24 14-	Covered	P
KOHL'S CORP						
59 SHARES OF	08/13/2015 07/06/2010	5,837.36	3,887.51	1,949.85		
MCDONALDS CORP						
78 SHARES OF	08/13/2015 03/26/2014	6,171.26	4,645.55	1,525.71	Covered	P
TARGET CORP						
6 SHARES OF	08/13/2015 06/04/2014	474.71	341.52	133.19	Covered	P
TARGET CORP						
40 SHARES OF	08/13/2015 03/26/2014	4,632.91	4,254.82	378.09	Covered	P
KIMBERLY-CLARK						
CORP						
65 SHARES OF	08/13/2015 03/26/2014	6,409.54	5,409.30	1,000.24	Covered	P
PEPSICO INC						
60 SHARES OF	08/13/2015 03/26/2014	5,143.72	7,046.73	1,903 01-	Covered	P
CHEVRON CORP						
100 SHARES OF	08/13/2015 03/26/2014	4,213.33	4,492.56	279 23-	Covered	P
ENBRIDGE INC						
26 SHARES OF	08/13/2015 06/04/2014	1,095.47	1,223.30	127 83-	Covered	P
ENBRIDGE INC						
15 SHARES OF	08/13/2015 03/26/2014	4,883.70	4,639.20	244.50	Covered	P
BLACKROCK INC CL A						
65 SHARES OF	08/13/2015 03/26/2014	4,282.13	3,424.40	857.73	Covered	P
DIGITAL REALTY						
TRUST						
18 SHARES OF	08/13/2015 06/05/2014	1,185.82	1,061.04	124.78	Covered	P
DIGITAL REALTY						
TRUST						
75 SHARES OF	08/13/2015 03/26/2014	5,041.67	4,512.51	529.16	Covered	P
JPMORGAN CHASE &						
CO						
65 SHARES OF	08/13/2015 03/26/2014	6,230.80	5,575.51	655.29	Covered	P
PNC FINANCIAL						
SERVICES GROUP INC						
40 SHARES OF	08/13/2015 03/26/2014	3,563.94	3,439.15	124.79	Covered	P
PRUDENTIAL						
FINANCIAL INC						
18 SHARES OF	08/13/2015 06/04/2014	1,603.77	1,587.53	16.24	Covered	P
PRUDENTIAL						
FINANCIAL INC						
36 SHARES OF	08/13/2015 03/26/2014	3,845.49	3,010.53	834.96	Covered	P
TRAVELERS						
COMPANIES INC						

# RealzdGainLoss

70 SHARES OF JOHNSON & JOHNSON	08/13/2015 03/26/2014	6,884.38	6,837.80	46.58	Covered	P
105 SHARES OF MERCK & CO INC	08/13/2015 03/26/2014	6,161.66	5,930.40	231.26	Covered	P
70 SHARES OF NOVARTIS A G SPONSORED ADR	08/13/2015 03/26/2014	7,139.90	5,694.15	1,445.75	Covered	P
215 SHARES OF PFIZER INC	08/13/2015 07/24/2012	7,557.13	5,009.46	2,547.67	Covered	P
105 SHARES OF EMERSON ELECTRIC CO	08/13/2015 03/26/2014	5,175.72	6,953.10	1,777 38-	Covered	P
284 SHARES OF GENERAL ELECTRIC CO	08/13/2015 01/14/2014	7,299.66	7,662.55	362 89-	Covered	P
205 SHARES OF CISCO SYSTEMS INC	08/13/2015 03/26/2014	5,904.20	4,591.96	1,312 24	Covered	P
201 SHARES OF INTEL CORP	08/13/2015 03/26/2014	5,837.23	5,125.34	711.89	Covered	P
82 SHARES OF MICROSOFT CORP	08/13/2015 10/06/2006	3,819.49	2,282.88	1,536.61		
76 SHARES OF QUALCOMM INC	08/13/2015 06/17/2010	4,713.44	2,708.50	2,004.94		
67 SHARES OF DU PONT E I DE NEMOURS & CO	08/13/2015 03/26/2014	3,540.24	4,263.73	723 49-	Covered	P
165 SHARES OF AT&T INC	08/13/2015 03/26/2014	5,600.58	5,744.47	143 89-	Covered	P
145 SHARES OF ROGERS COMMUNICATIONS INC	08/13/2015 03/26/2014	4,951.88	5,792.95	841 07-	Covered	P
135 SHARES OF VERIZON COMMUNICATIONS INC	08/13/2015 03/26/2014	6,407.45	6,378.75	28.70	Covered	P
142 SHARES OF CMS ENERGY CORP	08/13/2015 03/26/2014	4,951.95	4,065.26	886.69	Covered	P
60 SHARES OF DOMINION RESOURCES INC	08/13/2015 03/26/2014	4,449.53	4,245.00	204.53	Covered	P
58 SHARES OF DUKE ENERGY CORP	08/13/2015 07/18/2012	4,350.51	3,824.12	526.39	Covered	P
80 SHARES OF SCANA CORP NEW	08/13/2015 03/26/2014	4,501.53	4,023.20	478.33	Covered	P
167.9 SHARES OF GOLDMAN SACHS HIGH YIELD INST	08/21/2015 12/13/2012	1,089.67	1,229.03	139 36-	Covered	P
17.586 SHARES OF GOLDMAN SACHS HIGH YIELD INST	08/21/2015 12/13/2012	114.13	128.73	14 60-	Covered	P
3392.13 SHARES OF GOLDMAN SACHS HIGH YIELD INST	08/21/2015 10/29/2013	22,014.92	25,000.00	2,985 08-	Covered	P
1037.769 SHARES OF GOLDMAN SACHS HIGH YIELD INST	08/21/2015 06/03/2014	6,735.13	7,534.20	799 07-	Covered	P
330 SHARES OF UNITED TECHNOLOGIES CORP	09/08/2015 11/19/2001	30,423.53	9,740.89	20,682.64		
830.565 SHARES OF OPPENHEIMER DEVELOPING MARKETS Y	09/21/2015 03/07/2014	24,593.03	30,091.37	5,498.34-	Covered	P
8000 UNITS OF US TREASURY NOTE 2.25% 03/31/2016	09/22/2015 09/11/2014	8,084.69	8,233.13	148 44-	Covered	P
6176.694 SHARES OF LORD ABBETT SHORT DURATION INCOME I	10/22/2015 10/29/2013	27,053.92	28,227.49	1,173 57-	Covered	P
450 SHARES OF	10/21/2015 03/02/2012	25,811.48	22,023.54	3,787.94	Covered	P

# RealzdGainLoss

DU PONT E I DE NEMOURS & CO 1000 SHARES OF TORTOISE MLP FD INC	10/29/2015 08/29/2011	17,783.87	18,649.04	865.17- Covered	P
18000 UNITS OF WELLS FARGO CO MEDIUM TERM NOTE 2.625% 12/15/2016	12/02/2015 10/31/2013	18,289.62	18,853.56	563 94- Non Covered	P
8000 UNITS OF WELLS FARGO CO MEDIUM TERM NOTE 2.625% 12/15/2016	12/02/2015 09/03/2014	8,128.72	8,296.80	168 08- Covered	P
11000 UNITS OF MERRILL LYNCH & CO INC 6.4% 08/28/2017	12/02/2015 12/19/2013	11,857.56	12,765.72	908 16- Non Covered	P
4000 UNITS OF MERRILL LYNCH & CO INC 6.4% 08/28/2017	12/02/2015 09/03/2014	4,311.84	4,534.52	222 68- Covered	P
3000 UNITS OF MERRILL LYNCH & CO INC 6.4% 08/28/2017	12/02/2015 09/11/2014	3,233.88	3,392.31	158 43- Covered	P
12000 UNITS OF EMC CORP MASS NOTE 1.875% 06/01/2018	12/08/2015 12/19/2013	11,397.48	11,935.08	537.60- Non Covered	P
4000 UNITS OF EMC CORP MASS NOTE 1.875% 06/01/2018	12/08/2015 09/03/2014	3,799.16	4,012.76	213 60- Covered	P
14000 UNITS OF CITIGROUP INC SENIOR NOTE 6.125% 11/21/2017	12/11/2015 10/31/2013	15,262.52	16,247.56	985 04- Non Covered	P
4000 UNITS OF CITIGROUP INC SENIOR NOTE 6.125% 11/21/2017	12/11/2015 09/03/2014	4,360.72	4,540.08	179 36- Covered	P
9000 UNITS OF SIMON PROPERTY GROUP LP NOTE 6.125% 05/30/2018	12/21/2015 10/30/2013	10,011.41	10,626.75	615 34- Non Covered	P
3000 UNITS OF SIMON PROPERTY GROUP LP NOTE 6 125% 05/30/2018	12/21/2015 09/03/2014	3,337.14	3,471.21	134.07- Covered	P
275 SHARES OF GILEAD SCIENCES INC	01/08/2016 10/29/2014	26,604.94	30,510.37	3,905.43- Covered	P
125 SHARES OF GILEAD SCIENCES INC	01/08/2016 12/22/2014	12,093.15	11,748.53	344.62 Covered	P
245 SHARES OF BOEING CO	01/11/2016 03/03/2014	31,709.50	31,284.64	424.86 Covered	P
25 SHARES OF BOEING CO	01/11/2016 06/03/2014	3,235.66	3,402.28	166.62- Covered	P
55.000000 SHARES OF CELGENE CORP	01/12/2016 05/31/2012	5,838.43	1,882.46	3,955.97 Covered	P
315 SHARES OF CHUBB CORP	01/15/2016 11/02/2012	40,883.55	23,711.03	17,172.52 Covered	P
35 SHARES OF CHUBB CORP	01/15/2016 06/03/2014	4,542.62	3,218.95	1,323.67 Covered	P
35 SHARES OF CHUBB CORP	01/15/2016 11/02/2012	4,542.62	2,634.56	1,908.06 Covered	P
25 SHARES OF PRICELINE GROUP, INC.	01/19/2016 03/27/2014	27,587.62	29,393.75	1,806 13- Covered	P
12000 UNITS OF AMERICAN EXPRESS CREDIT CORP MEDIUM TERM NOTE 2.8% 09/19/2016	02/04/2016 10/31/2013	12,128.52	12,607.20	478 68- Non Covered	P
3000 UNITS OF	02/04/2016 09/03/2014	3,032.13	3,112.26	80.13- Covered	P

# RealzdGainLoss

AMERICAN EXPRESS  
CREDIT CORP  
MEDIUM TERM NOTE  
2.8% 09/19/2016

18000 UNITS OF COMCAST CORP NOTE 4.95% 06/15/2016	02/04/2016 10/30/2013	18,260.10	19,917.54	1,657 44- Non Covered	P
---	-----------------------	-----------	-----------	--------------------------	---

6000 UNITS OF COMCAST CORP NOTE 4.95% 06/15/2016	02/04/2016 09/03/2014	6,086.70	6,453.00	366 30- Covered	P
--	-----------------------	----------	----------	-----------------	---

15000 UNITS OF HOME DEPOT INC SENIOR NOTE 5.4% 03/01/2016	02/04/2016 10/30/2013	15,045.00	16,622.85	1,577 85- Non Covered	P
--	-----------------------	-----------	-----------	--------------------------	---

3000 UNITS OF HOME DEPOT INC SENIOR NOTE 5.4% 03/01/2016	02/04/2016 09/03/2014	3,009.00	3,211.89	202 89- Covered	P
---	-----------------------	----------	----------	-----------------	---

40.000000 SHARES OF FACEBOOK INC CL A	02/18/2016 01/21/2015	4,153.86	3,071.19	1,082.67 Covered	P
--	-----------------------	----------	----------	------------------	---

550 SHARES OF LOWES COS INC	02/18/2016 09/23/2014	37,245.52	29,310.05	7,935.47 Covered	P
--------------------------------	-----------------------	-----------	-----------	------------------	---

225 SHARES OF FINANCIAL SELECT SECTOR SPDR FUND	02/29/2016 08/23/2012	4,747.51	3,397.48	1,350.03 Covered	P
---	-----------------------	----------	----------	------------------	---

175 SHARES OF FINANCIAL SELECT SECTOR SPDR FUND	02/29/2016 06/03/2014	3,692.50	3,921.17	228 67- Covered	P
---	-----------------------	----------	----------	-----------------	---

220 SHARES OF VERIZON COMMUNICATIONS INC	03/04/2016 01/05/2005	11,378.63	7,928.94	3,449.69	
---	-----------------------	-----------	----------	----------	--

400 SHARES OF VERIZON COMMUNICATIONS INC	03/04/2016 06/02/2009	20,688.43	11,013.61	9,674.82	
---	-----------------------	-----------	-----------	----------	--

600 SHARES OF CERNER CORP	03/16/2016 02/17/2009	31,560.75	6,041.63	25,519.12	
------------------------------	-----------------------	-----------	----------	-----------	--

225.000000 SHARES OF STARBUCKS CORP	03/16/2016 12/18/2014	13,429.11	8,952.27	4,476.84 Covered	P
---	-----------------------	-----------	----------	------------------	---

809.585 SHARES OF OPPENHEIMER DEVELOPING MARKETS Y	03/22/2016 03/07/2014	25,008.08	29,331.27	4,323 19- Covered	P
---	-----------------------	-----------	-----------	-------------------	---

7136.061 SHARES OF GOLDMAN SACHS STRATEGIC INCOME INSTL	03/22/2016 07/29/2013	67,293.06	75,000.00	7,706.94- Covered	P
--	-----------------------	-----------	-----------	-------------------	---

2374.169 SHARES OF GOLDMAN SACHS STRATEGIC INCOME INSTL	03/22/2016 10/29/2013	22,388.41	25,000.00	2,611 59- Covered	P
--	-----------------------	-----------	-----------	-------------------	---

2830.189 SHARES OF GOLDMAN SACHS STRATEGIC INCOME INSTL	03/22/2016 02/06/2014	26,688.68	30,000.00	3,311 32- Covered	P
--	-----------------------	-----------	-----------	-------------------	---

45 SHARES OF THERMO FISHER SCIENTIFIC INC	03/23/2016 03/20/2007	6,243.52	2,090.19	4,153.33	
---	-----------------------	----------	----------	----------	--

30 SHARES OF THERMO FISHER SCIENTIFIC INC	03/23/2016 06/03/2014	4,162.35	3,519.90	642.45 Covered	P
---	-----------------------	----------	----------	----------------	---

19000 UNITS OF US TREASURY NOTE 2.25% 03/31/2016	03/31/2016 11/21/2014	19,000.00	19,513.60	513.60- Covered	P
--	-----------------------	-----------	-----------	-----------------	---

** TOTAL LONG TERM CAPITAL GAIN (LOSS)		1,174,292.36	1,029,157.83	145,134.53	
---	--	--------------	--------------	------------	--

## RealzdGainLoss

### \*\* SHORT TERM

#### CAPITAL GAINS

#### DIVIDENDS

990.491 BASIS 316.96

SHARES OF

T ROWE PRICE MID-

CAP GROWTH

5770.652 BASIS 32.49

SHARES OF

DFA US SMALL CAP

\*\* TOTAL SHORT 0.00 0.00 349.45

TERM CAPITAL GAINS

DIVIDENDS

### \*\* LONG TERM

#### CAPITAL GAINS

#### DIVIDENDS

990.491 BASIS 6,586.77

SHARES OF

T ROWE PRICE MID-

CAP GROWTH

6364.3 BASIS SHARES

OF

DFA INTERNATIONAL

SMALL CAP VALUE I

5770.652 BASIS 1,790.40

SHARES OF

DFA US SMALL CAP

\*\* TOTAL LONG TERM 0.00 0.00 16,754.14

CAPITAL GAINS

DIVIDENDS




## SUMMARY

Description	Amount
** SUMMARY OF CAPITAL GAINS AND LOSSES **	.
TOTAL SHORT TERM CAPITAL GAIN (LOSS)	17,487.61-
TOTAL SHORT TERM CAPITAL GAINS DIVIDENDS	349.45
NET SHORT TERM CAPITAL GAIN (LOSS)	17,138.16-
TOTAL LONG TERM CAPITAL GAIN (LOSS)	145,134.53
TOTAL LONG TERM CAPITAL GAINS DIVIDENDS	16,754.14
TOTAL 28% RATE CAPITAL GAINS DIVIDENDS	0.00
TOTAL SEC 1250 CAPITAL GAINS DIVIDENDS	0.00
TOTAL SEC 1202 CAPITAL GAINS DIVIDENDS	0.00
NET LONG TERM CAPITAL GAIN (LOSS)	161,888.67
NET CAPITAL GAIN (LOSS)	144,750.51
TOTAL GAIN/LOSS FROM SALES WITH UNKNOWN COST/ACQUISITION DATE	0.00

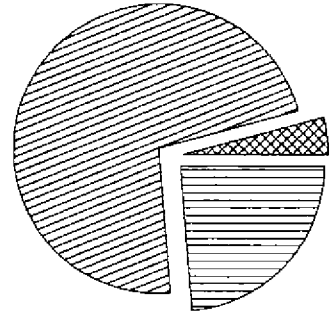
ACCOUNT NUMBER 11191000036

STATEMENT PERIOD APRIL 01, 2015 THROUGH MARCH 31, 2016

## PORTFOLIO SUMMARY

	TAX COST	MARKET VALUE	PERCENT
 CASH AND EQUIVALENTS	162,631.92	162,631.92	4.1%
 EQUITIES	2,435,714.92	2,842,283.18	72.1%
 FIXED INCOME	940,586.72	935,924.25	23.8%
<b>TOTAL ASSETS</b>	<b>3,538,933.56</b>	<b>3,940,839.35</b>	<b>100.0%</b>

ACCUMULATED INCOME



ACCOUNT NUMBER 11191000036

STATEMENT PERIOD APRIL 01, 2015 THROUGH MARCH 31, 2016

## PORTFOLIO DETAIL

DESCRIPTION	TICKER	SHARES	MARKET VALUE/ PRICE	TAX COST/ UNREALIZED GAIN/LOSS	EST ANNUAL INCOME/ ACCRUED INC	CURRENT YIELD
<b>CASH AND EQUIVALENTS</b>						
NORTHERN INSTL GOVERNMENT SELECT MONEY MARKET 2%	BGSXX	160,235.360	160,235.36 1.00	160,235.36 0.00	320.48 26.71	0.20
CASH			2,396.56	2,396.56 0.00		
<b>TOTAL CASH AND EQUIVALENTS</b>			<b>162,631.92</b>	<b>162,631.92</b> 0.00	<b>320.48</b> <b>26.71</b>	<b>0.20</b>
<b>EQUITIES</b>						
AFFILIATED MANAGERS GROUP	AMG	170.000	27,608.00 162.40	34,549.25 6,941.25-		
ALPHABET INC CL C	GOOG	35.000	26,073.25 744.95	7,050.53 19,022.72		
ALPHABET INC CL A	GOOGL	50.000	38,145.00 762.90	15,410.61 22,734.39		
AMERIPRISE FINANCIAL INC	AMP	385.000	36,193.85 94.01	46,914.36 10,720.51-	1,031.80	2.85
APPLE INC	AAPL	630.000	68,663.70 108.99	29,920.76 38,742.94	1,310.40	1.91
CELGENE CORP	CELG	285.000	28,525.65 100.09	9,754.55 18,771.10		
CHIPOTLE MEXICAN GRILL INC CL A	CMG	71.000	33,438.87 470.97	41,092.32 7,653.45-		
CITIGROUP INC	C	700.000	29,225.00 41.75	39,180.68 9,955.68-	140.00	0.48
COSTCO WHOLESALE CORP	COST	285.000	44,910.30 157.58	23,459.72 21,450.58	456.00	1.02
DFA INTERNATIONAL SMALL CAP VALUE I	DISVX	6,364.300	117,421.34 18.45	124,999.99 7,578.65-	2,889.39	2.46
DFA US SMALL CAP	DFSTX	6,063.359	174,685.37 28.81	115,580.89 59,104.48	2,110.05	1.21
DANAHER CORP	DHR	490.000	46,481.40 94.86	10,693.14 35,788.26	313.60 78.40	0.67
DENTSPLY SIRONA INC	XRAY	600.000	36,978.00 61.63	34,309.98 2,668.02	186.00 46.50	0.50
DISNEY WALT CO	DIS	310.000	30,786.10 99.31	34,265.88 3,479.78-	440.20	1.43
DOLLAR GENERAL CORP	DG	135.000	11,556.00 85.60	10,153.89 1,402.11	135.00 33.75	1.17
DOMINION RESOURCES INC	D	430.000	32,301.60 75.12	20,670.40 11,631.20	1,204.00	3.73



ACCOUNT NUMBER 11191000036

STATEMENT PERIOD, APRIL 01, 2015 THROUGH MARCH 31, 2016

# PORTFOLIO DETAIL ( CONTINUED )

DESCRIPTION	TICKER	SHARES	MARKET VALUE/ PRICE	TAX COST/ UNREALIZED GAIN/LOSS	EST ANNUAL INCOME/ ACCRUED INC	CURRENT YIELD
<b>EQUITIES</b>						
EOG RESOURCES INC	EOG	435 000	31,572 30 72 58	45,234 45 13,662 15	291 45	0 92
ECOLAB INC	ECL	325 000	36,244 00 111 52	37 469 74 1,225 74-	455 00 113.75	1 26
EXPRESS SCRIPTS HOLDING CO HOLDING COMPANY	ESRX	425 000	29,193 25 68 69	29,708 82 515 57-		
EXXON MOBIL CORP	XOM	425 000	35,525 75 83 59	23,286 50 12,239 25	1 241 00	3 49
FACEBOOK INC CL A	FB	375 000	42,787 50 114 10	28,792 39 13,995 11		
FEDEX CORP	FDX	200 000	32,544 00 162 72	31,781 68 762 32	200 00 50 00	0 61
GENERAL ELECTRIC CO	GE	1,700 000	54 043.00 31 79	45,209 66 8,833 34	1,564 00 391 00	2 89
HESS CORP	HES	550 000	28,957 50 52 65	27,955 51 1,001 99	550 00	1 90
HOME DEPOT INC	HD	300 000	40 029 00 133 43	35,987 40 4,041 60	828 00	2 07
IVY INTERNATIONAL CORE EQUITY I	ICEIX	28 275 621	454,389 23 16 07	466,780 56 12,391 33	5,485 47	1 21
JPMORGAN CHASE & CO	JPM	570 000	33,755 40 59 22	22,288 36 11,467 04	1 003 20	2 97
KROGER CO	KR	850 000	32,512.50 38 25	29,918 34 2,594 16	357 00	1 10
MICROSOFT CORP	MSFT	930 000	51,363 90 55.23	24,190 20 27,173 70	1 339 20	2 61
NIKE INC	NKE	600 000	36,882 00 61 47	14,345 16 22,536 84	384 00 96 00	1 04
NORTHROP GRUMMAN CORP	NOC	165 000	32 653 50 197 90	31,467 64 1,185 86	528 00	1 62
ORACLE CORP	ORCL	970 000	39,682 70 40 91	17,101 49 22,581 21	582 00	1 47
OPPENHEIMER DEVELOPING MARKETS Y	ODVYX	4,569 622	141 247 02 30 91	160,577 36 19,330 34-	1,023 60	0.72
PNC FINANCIAL SERVICES GROUP INC	PNC	460 000	38 902 20 84 57	31,045 30 7,856 90	938 40	2 41
PEPSICO INC	PEP	470 000	48,165 60 102 48	21,751 60 26,414 00	1 320 70	2 74
PRAXAIR INC	PX	325 000	37 196 25 114 45	35,342 64 1,853 61	975 00	2 62

ACCOUNT NUMBER 11191000036

STATEMENT PERIOD APRIL 01, 2015 THROUGH MARCH 31, 2016

## PORTFOLIO DETAIL ( CONTINUED )

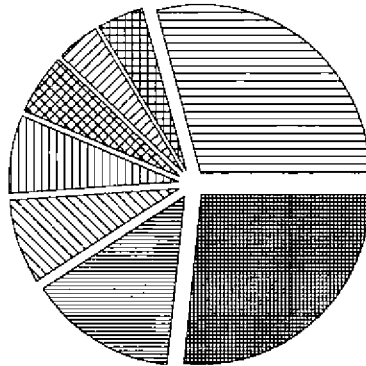
DESCRIPTION	TICKER	SHARES	MARKET VALUE/ PRICE	TAX COST/ UNREALIZED GAIN/LOSS	EST ANNUAL INCOME/ ACCRUED INC	CURRENT YIELD
<b>EQUITIES</b>						
RAYTHEON CO	RTN	225 000	27,591 75 122 63	27,489 04 102 71	659 25	2 39
T ROWE PRICE MID-CAP GROWTH	RPMGX	1 410 600	102,987 91 73 01	105,004 15 2,016 24-		
SALESFORCE COM INC	CRM	570 000	42,083 10 73 83	32,781 95 9,301 15		
SALIENT MLP & ENERGY INFRASTRUCTURE II CLASS I	SMLPX	12,029 700	79,035 13 6 57	105,000 00 25,964 87-	7,374 21	9 33
SCHLUMBERGER	SLB	405 000	29,868 75 73 75	30,816 86 948 11-	810 00 202 50	2 71
FINANCIAL SELECT SECTOR SPDR FUND	XLF	1 600 000	36,000 00 22 50	24,159 84 11,840 16	793 60	2 20
STARBUCKS CORP	SBUX	575 000	34,327 50 59 70	22,878 01 11,449 49	460 00	1 34
TJX COS INC NEW	TJX	600 000	47,010,00 78 35	35 806 74 11,203 26	624,00	1 33
THERMO FISHER SCIENTIFIC INC	TMO	235 000	36 105 45 141 59	11 844 39 24,261 06	153 00 49 50	0 42
UNION PACIFIC CORP	UNP	420 000	33,411 00 79 55	29,865 90 3,545 10	924 00	2 77
UNITEDHEALTH GROUP INC	UNH	305 000	39,314 50 128 90	17,593 64 21,720 86	610 00	1 55
VISA INC CL A	V	635 000	48,564 80 76 48	33,736 62 14,828 18	355 60	0 73
WALGREENS BOOTS ALLIANCE INC	WBA	535 000	45,068 40 84 24	35,738 27 9,330 13	770 40	1 71
WELLS FARGO & CO COMPANY NEW	WFC	760 000	36,753 60 48 36	26,979 46 9,774 14	1 140 00	3 10
ALLERGAN PLC	AGN	112 000	30,019,36 268 03	30,800 68 781 32-		
MEDTRONIC PLC	MDT	544 000	40,800 00 75 00	40,862 56 62 56-	826 88 206 72	2 03
CHUBB LIMITED	CB	286 000	34,076 90 119 15	32,059 36 2,017 54	766 48 191 62	2 25
BROADCOM LTD	AVGO	250 000	38,625,00 154 50	34,055 70 4,569 30	490 00	1 27
<b>TOTAL EQUITIES</b>			<b>2,842,283 18</b>	<b>2,435,714 92</b> <b>406,568 26</b>	<b>46,039 88</b> <b>1,459,74</b>	<b>1 62</b>

ACCOUNT NUMBER 11191000036

STATEMENT PERIOD APRIL 01 2015 THROUGH MARCH 31, 2016

## PORTFOLIO DETAIL ( CONTINUED )

### BOND QUALITY SUMMARY



S & P QUALITY RATING	MARKET VALUE	PERCENT
TREASURY / AGENCY	272,489.58	29.1%
AA+	42,885.60	4.6%
AA-	38,432.87	4.1%
A+	53,811.70	5.7%
A	69,723.28	7.5%
A-	75,378.41	8.1%
BBB+	132,351.14	14.1%
NOT RATED	250,851.67	26.8%
<b>Total</b>	<b>935,924.25</b>	<b>100.0%</b>

DESCRIPTION	RATING	PAR VALUE	MARKET VALUE/ PRICE	TAX COST/ UNREALIZED GAIN/LOSS	EST ANNUAL INCOME/ ACCRUED INC	CURRENT YIELD
<b>FIXED INCOME</b>						
AT&T INC GLOBAL NOTE 5.5%, 02/01/2018	BBB+	18,000,000	19,284.84 107.14	20,470.46 1,185.62-	990.00 165.00	5.13
AMAZON COM INC SR NOTE 2.5%, 11/29/2022-2022	AA	19,000,000	19,353.59 101.86	17,772.04 1,581.55	475.00 160.97	2.45
AMERICAN INTERNATIONAL GROUP MEDIUM TERM NOTE 5.85%, 01/16/2018	A-	14,000,000	15,008.42 107.20	16,059.92 1,051.50-	819.00 170.63	5.46
AMGEN INC SR GLBL NT 3.625%, 05/22/2024-2024	A	21,000,000	22,092.63 105.20	21,876.12 216.51	761.25 272.78	3.45
APPLE INC GLOBAL NOTE 2.4%, 05/03/2023	AA+	22,000,000	22,133.76 100.61	20,165.74 1,968.02	528.00 217.07	2.39
BANK AMERICA CORP 2.625%, 10/19/2020	BBB+	22,000,000	22,153.34 100.70	21,859.86 293.48	577.50 259.88	2.61
BMO FR 1.45%, 04/09/2018-2018	A+	19,000,000	18,974.54 99.87	18,991.83 17.29-	275.50 131.63	1.45
BLACKROCK INC SR NT 3.5%, 03/18/2024	AA-	18,000,000	19,079.28 106.00	18,062.04 1,017.24	630.00 22.75	3.30
CELGENE CORP SR GLBL 3.625%, 05/15/2024-2024	BBB+	19,000,000	19,638.40 103.36	19,300.38 338.02	688.75 260.19	3.51
CITIGROUP INC SR GLBL NT 2.65%, 10/26/2020	BBB+	18,000,000	18,169.74 100.94	17,920.39 249.35	477.00 205.38	2.63
FNMA 1.25%, 01/30/2017	AA+	48,000,000	48,225.12 100.47	48,687.20 462.08-	600.00 101.67	1.24
GENERAL ELECTRIC CAPITAL CORP MEDIUM TERM NOTE 6%, 08/07/2019	AA+	18,000,000	20,751.84 115.29	21,321.12 569.28-	1,080.00 162.00	5.20

ACCOUNT NUMBER 11191000036

STATEMENT PERIOD: APRIL 01, 2015 THROUGH MARCH 31, 2016

# PORTFOLIO DETAIL ( CONTINUED )

DESCRIPTION	RATING	PAR VALUE	MARKET VALUE/ PRICE	TAX COST/ UNREALIZED GAIN/LOSS	EST ANNUAL INCOME/ ACCRUED INC	CURRENT YIELD
<b>FIXED INCOME</b>						
GOLDMAN SACHS GROUP INC MEDIUM TERM NOTE 6% 06/15/2020	BBB+	14 000 000	15,961 26 114 01	16,227 06 265 80-	840 00 247 33	5 26
GOLDMAN SACHS HIGH YIELD INST		14 182 441	85,661 94 6 04	85,392 22 269 72	5 417 69 451 47	6 32
INTEL CORP SR NOTE 2.7% 12/15/2022	A+	20 000 000	20 618 20 103 09	19 080 77 1,537 43	540 00 159 00	2 62
PALMER SQUARE INCOME PLUS		12 575,453	114,185.11 9.08	125,000 00 10,814 89-	4,288 23	3 76
JPMORGAN CHASE & CO SENIOR NOTE 3.25% 09/23/2022	A	18 000 000	18 772 74 104 29	17 585 46 1,187 28	585 00 13 00	3 12
LORD ABBETT SHORT DURATION INCOME I		11,806 624	51,004 62 4 32	51,949 14 944 52-	2 113 39 176 12	4 14
METLIFE INC SR DEB 6.817% 08/15/2018	A-	22,000 000	24,534 18 111.52	26,701 27 2,167 09-	1 499 74 191 63	6 11
MORGAN STANLEY SENIOR NOTE 5.5% 07/28/2021	BBB+	16,000 000	18,259 84 114 12	18,263 14 3 30	880 00 154 00	4 82
PRUDENTIAL FINANCIAL INC 6% 12/01/2017	A	20 000 000	21,421 40 107 11	23,060 34 1,638 94-	1 200 00 400 00	5 60
RIO TINTO FINANCE USA PLC SR NOTE 2.25% 12/14/2018-2018	A-	17,000 000	17,063 07 100 37	17,216 72 153 65-	382 50 113 69	2 24
US TREASURY NOTE 1.5% 01/31/2019		19,000 000	19,343 71 101.81	19,071 25 272 46	285 00 47 76	1 47
US TREASURY NTS 2.25% 11/15/2024		35 000 000	36,490 30 104 26	35,199 41 1,290 89	787 50 298 56	2 16
US TREASURY NOTE 3.625% 08/15/2019		44,000 000	47 882 56 108 82	48,459 65 577 09	1,595 00 201 57	3 33
US TREASURY NOTE 3.125% 05/15/2021		17,000 000	18,563 83 109.20	18,227 53 336 30	531 25 201 41	2 86
US TREASURY NOTE 1.5% 08/31/2018		27 000 000	27,456 57 101 69	27,475.67 19 10-	405 00 35 22	1 48
US TREASURY NOTE 2% 02/15/2022		18,000 000	18 615 24 103 42	17,691 33 923 91	360 00 45 49	1 93
US TREASURY NOTE 6.25% 05/31/2017		25 000 000	24,985 25 99 94	24,923 32 61 93	156 25 52 51	0 63
US TREASURY 2.125% 05/15/2025		30 000 000	30 927 00 103 09	29 739 84 1,187 16	637 50 241 69	2 06
UNITEDHEALTH GROUP INC SENIOR GLOBAL NOTE 1.9% 07/16/2018	A+	14 000 000	14,218 96 101 56	14,129 92 89 04	266 00 55 42	1 87
VERIZON COMMUNICATIONS INC SENIOR NOTE 2.45% 11/01/2022-2022	BBB+	19,000 000	18,883 72 99 39	17,255 83 1 627 89	465 50 193 96	2 47

ACCOUNT NUMBER 11191000036

STATEMENT PERIOD APRIL 01, 2015 THROUGH MARCH 31, 2016




# PORTFOLIO DETAIL ( CONTINUED )

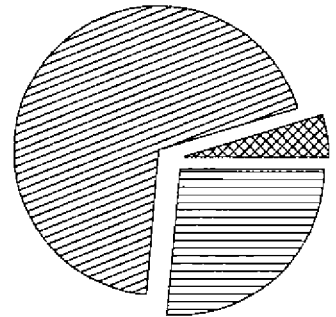
DESCRIPTION	RATING	PAR VALUE	MARKET VALUE/ PRICE	TAX COST/ UNREALIZED GAIN/LOSS	EST ANNUAL INCOME/ ACCRUED INC	CURRENT YIELD
<b>FIXED INCOME</b>						
WELLS FARGO CO 3 55% 09/29/2025	A	25,000 000	26,209 25 104.84	25,449 75 759 50	887 50 4 93	3 39
<b>TOTAL FIXED INCOME</b>			935,924.25	940,586.72 4,662 47-	32,025.05 5,414.71	3.42
<b>TOTAL ASSETS</b>			3,940,839 35	3,538,933 56 401,905.79	78,385.41 6,901.16	1 99
<b>TOTAL ACCRUED INC</b>			6,901 16	6,901 16		
<b>GRAND TOTAL ASSETS</b>			3,947,740 51	3,545,834 72 401,905.79	78,385.41 6,901.16	1 99

ACCOUNT NUMBER 11140000048

STATEMENT PERIOD APRIL 01, 2015 THROUGH MARCH 31, 2016

## PORTFOLIO SUMMARY

	TAX COST	MARKET VALUE	PERCENT
 CASH AND EQUIVALENTS	155,811.40	155,811.40	4.7%
 EQUITIES	1,722,122.44	2,310,534.00	69.0%
 FIXED INCOME	887,954.09	880,986.00	26.3%
<b>TOTAL ASSETS</b>	<b>2,765,887.93</b>	<b>3,347,331.40</b>	<b>100.0%</b>



ACCOUNT NUMBER 11140000048

STATEMENT PERIOD APRIL 01 2015 THROUGH MARCH 31, 2016

## PORTFOLIO DETAIL

DESCRIPTION	TICKER	SHARES	MARKET VALUE/ PRICE	TAX COST/ UNREALIZED GAIN/LOSS	EST ANNUAL INCOME/ ACCRUED INC	CURRENT YIELD
<b>CASH AND EQUIVALENTS</b>						
NORTHERN INSTL GOVERNMENT SELECT MONEY MARKET 2%	BGSXX	155 811 400	155,811 40 1 00	155,811 40 0 00	311 62 25 97	0 20
<b>TOTAL CASH AND EQUIVALENTS</b>			<b>155,811 40</b>	<b>155,811.40 0 00</b>	<b>311.62 25.97</b>	<b>0.20</b>
<b>EQUITIES</b>						
ALPS ALERIAN MLP ETF	AMPL	5,075 000	55,419 00 10 92	50,734 78 4,684 22	6,049 40	10 92
ALPHABET INC CL C	GOOG	115 000	85,669 25 744 95	33,361 70 52,307 55		
ALPHABET INC CL A	GOOGL	115 000	87 733 50 762 90	33 564 21 54,169 29		
AMERIPRISE FINANCIAL INC	AMP	900 000	84,609 00 94 01	66,399 53 18,209 47	2,412 00	2 85
APPLE INC	AAPL	900 000	98,091 00 108 99	93,718 66 4,372 34	1,872 00	1 91
BECTON DICKINSON & CO	BDX	400 000	60,728 00 151 82	35,591 95 25,136 05	1,056 00	1 74
CDW CORP	CDW	3 200 000	132,800 00 41 50	116,752 52 16,047 48	1,376 00	1 04
CVS HEALTH CORP	CVS	1,200 000	124,476 00 103 73	73,272 63 51 203 37	2,040 00	1 64
CELGENE CORP	CELG	1 000 000	100,090 00 100 09	112,248 57 12,158 57		
CISCO SYSTEMS INC	CSCO	5,000 000	142,350.00 28.47	100 935.52 41,414.48	5,200 00	3 65
EBIX INC	EBIX	2,000 000	81,580 00 40 79	66,283 90 15,296 10	600 00	0 74
FIFTH THIRD BANCORP	FITB	6,000 000	100,140 00 16 69	89,825 40 10 314 60	3,120 00 780 00	3 12
GENERAL ELECTRIC CO	GE	2,900 000	92,191 00 31 79	70,269.56 21,921 44	2,668 00 667 00	2 89
GILEAD SCIENCES INC	GILD	1,400 000	128 604 00 91 86	41,377 68 87,226.32	2,408 00	1 87
INTEL CORP	INTC	3,600 000	116,460 00 32 35	86,787 88 29,672 12	3,744 00	3 21
LKQ CORP	LKQ	1,175 000	37,517.75 31 93	30,088.94 7 428 81		
MASTERCARD INC	MA	1 100 000	103,950 00 94 50	64,999 96 38 950 04	836 00	0 80

ACCOUNT NUMBER 11140000048

STATEMENT PERIOD APRIL 01, 2015 THROUGH MARCH 31, 2016

## PORTFOLIO DETAIL ( CONTINUED )

DESCRIPTION	TICKER	SHARES	MARKET VALUE/ PRICE	TAX COST/ UNREALIZED GAIN/LOSS	EST ANNUAL INCOME/ ACCRUED INC	CURRENT YIELD
<b>EQUITIES</b>						
NOVO-NORDISK A S ADR	NVO	1 500 000	81,285 00 54 19	75,715.75 5,569 25	1,048 50	1 29
PNC FINANCIAL SERVICES GROUP INC	PNC	1,250 000	105 712 50 84 57	106,459 29 746 79-	2,550 00	2 41
TESORO CORP	TSO	550 000	47 305 50 86 01	45,034 57 2 270 93	1,100 00	2 33
THERMO FISHER SCIENTIFIC INC	TMO	650 000	92,033 50 141 59	92,590 18 59,443 32	390 00 97 50	0 42
VALERO ENERGY CORP	VLO	900 000	57,726 00 64 14	52,715 96 5,010 04	2 160 00	3 74
DELPHI AUTOMOTIVE PLC	DLPH	1,050 000	78 771 00 75 02	73 366 82 5,404 18	1 218 00	1 55
LYONDELLBASELL INDUSTRIES N	LYB	1,000 000	85 580 00 85 58	80,000 72 5 579 28	3 120 00	3 65
NXP SEMICONDUCTORS N V	NXPI	1 600 000	129,712 00 81 07	90,025 76 39,686 24		
<b>TOTAL EQUITIES</b>			<b>2,310,534.00</b>	<b>1,722,122.44</b> <b>588,411.56</b>	<b>44,967 90</b> <b>1,544.50</b>	<b>1 95</b>

DESCRIPTION	RATING	PAR VALUE	MARKET VALUE/ PRICE	TAX COST/ UNREALIZED GAIN/LOSS	EST ANNUAL INCOME/ ACCRUED INC	CURRENT YIELD
<b>FIXED INCOME</b>						
GUGGENHEIM BULLETSHRS 2016 HY CORP BD		2 500 000	57,825 00 23 13	55 848 00 1,977 00	3,022 50	5 23
GUGGENHEIM BULLETSHARES 2018 HIGH YIELD CORPORATE BOND ETF		6,000 000	144,780 00 24 13	149 537 10 4 757 10-	6,912 00	4 77
GUGGENHEIM BULLETSHARES 2017 HIGH YIELD CORPORATE BOND ETF		5,700 000	145,293 00 25 49	147,665.36 2 372 36-	5,603 10	3 86
GUGGENHEIM BULLETSHARES 2016 HIGH YIELD CORPORATE BOND ETF		3 500 000	90 370.00 25 82	92,866 30 2 496 30-	2,947 00	3 26
GUGGENHEIM BULLETSHARES 2019 CORPORATE BOND ETF		2,500 000	53,050 00 21 22	52,537 25 512 75	1,045 00	1 97
GUGGENHEIM BULLETSHARES 2018 CORP BOND		4,600 000	97 152 00 21 12	96 264 79 887 21	1 591 60	1 64
GUGGENHEIM BULLETSHARES 2017 CORP BOND		4,400 000	99 616 00 22 64	99,630 89 14 89	1,390 40	1 40
GUGGENHEIM BULLETSHARES 2016 CORP BOND		4,400 000	97,020 00 22 05	97,888 00 868 00-	990 00	1 02
POWERSHARES VARIABLE RATE PREFERRED PORTFOLIO		4,000 000	95 880 00 23 97	95,716 40 163 60	4,888 00	5 10
<b>TOTAL FIXED INCOME</b>			<b>880,986.00</b>	<b>887,954.09</b> <b>6,968 09-</b>	<b>28,389.60</b> <b>0 00</b>	<b>3 22</b>



ACCOUNT NUMBER **11140000048**  
 STATEMENT PERIOD APRIL 01, 2015 THROUGH MARCH 31, 2016


**PORTFOLIO DETAIL ( CONTINUED )**

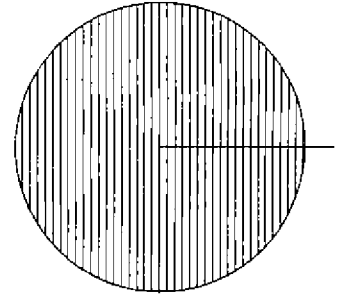
DESCRIPTION	RATING	PAR VALUE	MARKET VALUE/ PRICE	TAX COST/ UNREALIZED GAIN/LOSS	EST ANNUAL INCOME/ ACCRUED INC	CURRENT YIELD
<b>TOTAL ASSETS</b>			3,347,331.40	2,765,887.93 581,443.47	73,669.12 1,570.47	2.20
<b>TOTAL ACCRUED INC</b>			1,570.47	1,570.47		
<b>GRAND TOTAL ASSETS</b>			3,348,901.87	2,767,458.40 581,443.47	73,669.12 1,570.47	2.20

ACCOUNT NUMBER 11140000068

STATEMENT PERIOD APRIL 01, 2015 THROUGH MARCH 31, 2016

## PORTFOLIO SUMMARY

	TAX COST	MARKET VALUE	PERCENT
CASH AND EQUIVALENTS	41.69	41.69	0.00%
 OTHER	2,000,000.00	4,849,107.00	100.00%
<b>TOTAL ASSETS</b>	<b>2,000,041.69</b>	<b>4,849,148.69</b>	<b>100.00%</b>



ACCOUNT NUMBER 11140000068

STATEMENT PERIOD APRIL 01, 2015 THROUGH MARCH 31, 2016

## PORTFOLIO DETAIL

DESCRIPTION	TICKER	SHARES	MARKET VALUE/ PRICE	TAX COST/ UNREALIZED GAIN/LOSS	EST ANNUAL INCOME/ ACCRUED INC	CURRENT YIELD
<b>CASH AND EQUIVALENTS</b>						
NORTHERN INSTL GOVERNMENT SELECT MONEY MARKET 2%	BGSXX	41 690	41 69 1 00	41 69 0 00	0 08 0 01	0 19
CASH			0 00	0 00		
<b>TOTAL CASH AND EQUIVALENTS</b>			<b>41.69</b>	<b>41 69 0.00</b>	<b>0 08 0.01</b>	<b>0 19</b>
<b>OTHER</b>						
8 144% INT STIEVEN FINANCIAL OFFSHORE INVESTORS LTD		1 000	4 849,107 00 4,849,107 00	2,000 000 00 2,849,107 00		
<b>TOTAL OTHER</b>			<b>4,849,107.00</b>	<b>2,000,000.00 2,849.107 00</b>	<b>0.00 0 00</b>	<b>0.00</b>
<b>TOTAL ASSETS</b>			<b>4,849,148 69</b>	<b>2,000,041 69 2,849,107 00</b>	<b>0.08 0 01</b>	<b>0.00</b>
<b>TOTAL ACCRUED INC</b>			<b>0 01</b>	<b>0 01</b>		
<b>GRAND TOTAL ASSETS</b>			<b>4,849,148.70</b>	<b>2,000,041.70 2,849,107 00</b>	<b>0.08 0.01</b>	<b>0.00</b>