



See a Social Security Number? Say Something!
Report Privacy Problems to <https://public.resource.org/privacy>
Or call the IRS Identity Theft Hotline at 1-800-908-4490



2015

Open to Public Inspection

Form 990-PF

Return of Private Foundation

or Section 4947(a)(1) Trust Treated as Private Foundation

Do not enter social security numbers on this form as it may be made public.

Department of the Treasury Internal Revenue Service

Information about Form 990-PF and its separate instructions is at www.irs.gov/form990pf

For calendar year 2015 or tax year beginning

03/01, 2015, and ending

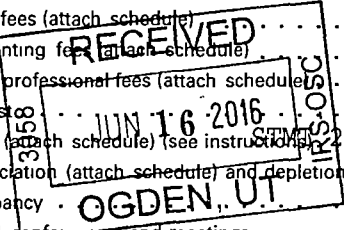
02/29, 2016

Name of foundation: 1883 FUND P18071004
Employer identification number: 27-2998843
Telephone number: 866-888-5157
City or town, state or province, country, and ZIP or foreign postal code: CHICAGO, IL 60603
G Check all that apply: Initial return, Final return, Address change
H Check type of organization: Section 501(c)(3) exempt private foundation
I Fair market value of all assets at end of year: \$ 4,076,692
J Accounting method: Cash

Table with 5 columns: (a) Revenue and expenses per books, (b) Net investment income, (c) Adjusted net income, (d) Disbursements for charitable purposes. Rows include Revenue (1-12) and Operating and Administrative Expenses (13-26). Total revenue: 435,084; Total expenses: 266,213; Net investment income: 408,532.

ENVELOPE DESTROY DATE JUN 13 2016

SCANNED JUL 06 2016



21

| Part II Balance Sheets | | Attached schedules and amounts in the description column should be for end-of-year amounts only. (See instructions.) | Beginning of year | | | End of year | | |
|-----------------------------|---|---|-------------------|------------|------------|----------------|------------|------------|
| | | | (a) Book Value | | | (b) Book Value | | |
| Assets | 1 | Cash - non-interest-bearing | 109,227. | 556. | 556. | 556. | 556. | 556. |
| | 2 | Savings and temporary cash investments | 31,695. | 227,948. | 227,948. | 227,948. | 227,948. | 227,948. |
| | 3 | Accounts receivable ▶ | | | | | | |
| | | Less: allowance for doubtful accounts ▶ | | | | | | |
| | 4 | Pledges receivable ▶ | | | | | | |
| | | Less: allowance for doubtful accounts ▶ | | | | | | |
| | 5 | Grants receivable | | | | | | |
| | 6 | Receivables due from officers, directors, trustees, and other disqualified persons (attach schedule) (see instructions) | | | | | | |
| | 7 | Other notes and loans receivable (attach schedule) ▶ | | | | | | |
| | | Less: allowance for doubtful accounts ▶ | NONE | | | | | |
| | 8 | Inventories for sale or use | | | | | | |
| | 9 | Prepaid expenses and deferred charges | | | | | | |
| | 10a | Investments - U.S. and state government obligations (attach schedule) | | | | | | |
| | b | Investments - corporate stock (attach schedule) | 2,791,570. | 2,917,827. | 2,917,827. | 3,121,519. | 3,121,519. | 3,121,519. |
| | c | Investments - corporate bonds (attach schedule) | 308,213. | 263,218. | 263,218. | 248,785. | 248,785. | 248,785. |
| | 11 | Investments - land, buildings, and equipment basis ▶ | | | | | | |
| | Less: accumulated depreciation (attach schedule) ▶ | | | | | | | |
| 12 | Investments - mortgage loans | | | | | | | |
| 13 | Investments - other (attach schedule) | 566,517. | 566,517. | 566,517. | 477,884. | 477,884. | 477,884. | |
| 14 | Land, buildings, and equipment, basis ▶ | | | | | | | |
| | Less: accumulated depreciation (attach schedule) ▶ | | | | | | | |
| 15 | Other assets (describe ▶) | | | | | | | |
| 16 | Total assets (to be completed by all filers - see the instructions. Also, see page 1, item I) | 3,807,222. | 3,976,066. | 3,976,066. | 4,076,692. | 4,076,692. | 4,076,692. | |
| Liabilities | 17 | Accounts payable and accrued expenses | | | | | | |
| | 18 | Grants payable | | | | | | |
| | 19 | Deferred revenue | | | | | | |
| | 20 | Loans from officers, directors, trustees, and other disqualified persons | | | | | | |
| | 21 | Mortgages and other notes payable (attach schedule) | | | | | | |
| | 22 | Other liabilities (describe ▶) | | | | | | |
| 23 | Total liabilities (add lines 17 through 22) | | | | NONE | NONE | NONE | |
| Net Assets or Fund Balances | Foundations that follow SFAS 117, check here ▶ <input type="checkbox"/> and complete lines 24 through 26 and lines 30 and 31. | | | | | | | |
| | 24 | Unrestricted | | | | | | |
| | 25 | Temporarily restricted | | | | | | |
| | 26 | Permanently restricted | | | | | | |
| | Foundations that do not follow SFAS 117, check here and complete lines 27 through 31. ▶ <input checked="" type="checkbox"/> | | | | | | | |
| | 27 | Capital stock, trust principal, or current funds | 3,807,222. | 3,976,066. | 3,976,066. | | | |
| | 28 | Paid-in or capital surplus, or land, bldg, and equipment fund | | | | | | |
| 29 | Retained earnings, accumulated income, endowment, or other funds | | | | | | | |
| 30 | Total net assets or fund balances (see instructions) | 3,807,222. | 3,976,066. | 3,976,066. | | | | |
| 31 | Total liabilities and net assets/fund balances (see instructions) | 3,807,222. | 3,976,066. | 3,976,066. | | | | |

| Part III Analysis of Changes in Net Assets or Fund Balances | | |
|---|--|--------------|
| 1 | Total net assets or fund balances at beginning of year - Part II, column (a), line 30 (must agree with end-of-year figure reported on prior year's return) | 1 3,807,222. |
| 2 | Enter amount from Part I, line 27a | 2 168,871. |
| 3 | Other increases not included in line 2 (itemize) ▶ | 3 |
| 4 | Add lines 1, 2, and 3 | 4 3,976,093. |
| 5 | Decreases not included in line 2 (itemize) ▶ COST BASIS ADJUSTMENT | 5 27. |
| 6 | Total net assets or fund balances at end of year (line 4 minus line 5) - Part II, column (b), line 30 | 6 3,976,066. |

Part IV Capital Gains and Losses for Tax on Investment Income

| (a) List and describe the kind(s) of property sold (e.g., real estate, 2-story brick warehouse; or common stock, 200 shs. MLC Co.) | | | | (b) How acquired P - Purchase D - Donation | (c) Date acquired (mo., day, yr.) | (d) Date sold (mo., day, yr.) |
|--|--|---|---|--|--------------------------------------|----------------------------------|
| 1a PUBLICLY TRADED SECURITIES | | | | | | |
| b | | | | | | |
| c | | | | | | |
| d | | | | | | |
| e | | | | | | |
| (e) Gross sales price | (f) Depreciation allowed (or allowable) | (g) Cost or other basis plus expense of sale | (h) Gain or (loss) (e) plus (f) minus (g) | | | |
| a 708,595. | | 381,322. | 327,273. | | | |
| b | | | | | | |
| c | | | | | | |
| d | | | | | | |
| e | | | | | | |
| Complete only for assets showing gain in column (h) and owned by the foundation on 12/31/69 | | | | | | |
| (i) F.M.V. as of 12/31/69 | (j) Adjusted basis as of 12/31/69 | (k) Excess of col. (i) over col. (j), if any | (l) Gains (Col. (h) gain minus col. (k), but not less than -0-) or Losses (from col. (h)) | | | |
| a | | | 327,273. | | | |
| b | | | | | | |
| c | | | | | | |
| d | | | | | | |
| e | | | | | | |
| 2 Capital gain net income or (net capital loss) | | | | 2 | 327,273. | |
| { If gain, also enter in Part I, line 7 If (loss), enter -0- in Part I, line 7 } | | | | | | |
| 3 Net short-term capital gain or (loss) as defined in sections 1222(5) and (6): | | | | 3 | | |
| { If gain, also enter in Part I, line 8, column (c) (see instructions). If (loss), enter -0- in Part I, line 8 } | | | | | | |

Part V Qualification Under Section 4940(e) for Reduced Tax on Net Investment Income

(For optional use by domestic private foundations subject to the section 4940(a) tax on net investment income.)

If section 4940(d)(2) applies, leave this part blank.

Was the foundation liable for the section 4942 tax on the distributable amount of any year in the base period? Yes No
 If "Yes," the foundation does not qualify under section 4940(e). Do not complete this part.

1 Enter the appropriate amount in each column for each year; see the instructions before making any entries.

| (a) Base period years Calendar year (or tax year beginning in) | (b) Adjusted qualifying distributions | (c) Net value of noncharitable-use assets | (d) Distribution ratio (col (b) divided by col (c)) |
|---|--|--|---|
| 2014 | 215,409. | 4,751,107. | 0.045339 |
| 2013 | 175,910. | 4,540,216. | 0.038745 |
| 2012 | 120,540. | 4,143,655. | 0.029090 |
| 2011 | 235,311. | 4,121,927. | 0.057088 |
| 2010 | 111,452. | 4,117,972. | 0.027065 |
| 2 Total of line 1, column (d) | | | 2 0.197327 |
| 3 Average distribution ratio for the 5-year base period - divide the total on line 2 by 5, or by the number of years the foundation has been in existence if less than 5 years | | | 3 0.039465 |
| 4 Enter the net value of noncharitable-use assets for 2015 from Part X, line 5 | | | 4 4,520,607. |
| 5 Multiply line 4 by line 3 | | | 5 178,406. |
| 6 Enter 1% of net investment income (1% of Part I, line 27b) | | | 6 4,085. |
| 7 Add lines 5 and 6 | | | 7 182,491. |
| 8 Enter qualifying distributions from Part XII, line 4 | | | 8 240,298. |

If line 8 is equal to or greater than line 7, check the box in Part VI, line 1b, and complete that part using a 1% tax rate. See the Part VI instructions.

Part VI Excise Tax Based on Investment Income (Section 4940(a), 4940(b), 4940(e), or 4948 - see instructions)

| | | | |
|-----------|--|-----------|--------|
| 1a | Exempt operating foundations described in section 4940(d)(2), check here <input type="checkbox"/> and enter "N/A" on line 1. . . . Date of ruling or determination letter _____ (attach copy of letter if necessary - see instructions) | 1 | 4,085. |
| b | Domestic foundations that meet the section 4940(e) requirements in Part V, check here <input checked="" type="checkbox"/> and enter 1% of Part I, line 27b | | |
| c | All other domestic foundations enter 2% of line 27b. Exempt foreign organizations enter 4% of Part I, line 12, col. (b). | | |
| 2 | Tax under section 511 (domestic section 4947(a)(1) trusts and taxable foundations only. Others enter -0-) | 2 | |
| 3 | Add lines 1 and 2 | 3 | 4,085. |
| 4 | Subtitle A (income) tax (domestic section 4947(a)(1) trusts and taxable foundations only. Others enter -0-) | 4 | NONE |
| 5 | Tax based on investment income. Subtract line 4 from line 3. If zero or less, enter -0- | 5 | 4,085. |
| 6 | Credits/Payments: | | |
| a | 2015 estimated tax payments and 2014 overpayment credited to 2015 | 6a | 2,017. |
| b | Exempt foreign organizations - tax withheld at source | 6b | NONE |
| c | Tax paid with application for extension of time to file (Form 8868) | 6c | NONE |
| d | Backup withholding erroneously withheld | 6d | |
| 7 | Total credits and payments. Add lines 6a through 6d | 7 | 2,017. |
| 8 | Enter any penalty for underpayment of estimated tax. Check here <input type="checkbox"/> if Form 2220 is attached | 8 | |
| 9 | Tax due. If the total of lines 5 and 8 is more than line 7, enter amount owed | 9 | 2,068. |
| 10 | Overpayment. If line 7 is more than the total of lines 5 and 8, enter the amount overpaid | 10 | |
| 11 | Enter the amount of line 10 to be: Credited to 2016 estimated tax <input type="checkbox"/> NONE Refunded <input checked="" type="checkbox"/> | 11 | |

Part VII-A Statements Regarding Activities

| | Yes | No |
|--|-----|----|
| 1a During the tax year, did the foundation attempt to influence any national, state, or local legislation or did it participate or intervene in any political campaign? | | X |
| 1b Did it spend more than \$100 during the year (either directly or indirectly) for political purposes (see Instructions for the definition)? <i>If the answer is "Yes" to 1a or 1b, attach a detailed description of the activities and copies of any materials published or distributed by the foundation in connection with the activities.</i> | | X |
| 1c Did the foundation file Form 1120-POL for this year? | | X |
| d Enter the amount (if any) of tax on political expenditures (section 4955) imposed during the year. (1) On the foundation. <input type="checkbox"/> \$ _____ (2) On foundation managers. <input type="checkbox"/> \$ _____ | | |
| e Enter the reimbursement (if any) paid by the foundation during the year for political expenditure tax imposed on foundation managers. <input type="checkbox"/> \$ _____ | | |
| 2 Has the foundation engaged in any activities that have not previously been reported to the IRS? <i>If "Yes," attach a detailed description of the activities.</i> | | X |
| 3 Has the foundation made any changes, not previously reported to the IRS, in its governing instrument, articles of incorporation, or bylaws, or other similar instruments? <i>If "Yes," attach a conformed copy of the changes</i> | | X |
| 4a Did the foundation have unrelated business gross income of \$1,000 or more during the year? | | X |
| 4b If "Yes," has it filed a tax return on Form 990-T for this year? | | |
| 5 Was there a liquidation, termination, dissolution, or substantial contraction during the year? <i>If "Yes," attach the statement required by General Instruction T.</i> | | X |
| 6 Are the requirements of section 508(e) (relating to sections 4941 through 4945) satisfied either: • By language in the governing instrument, or • By state legislation that effectively amends the governing instrument so that no mandatory directions that conflict with the state law remain in the governing instrument? | X | |
| 7 Did the foundation have at least \$5,000 in assets at any time during the year? <i>If "Yes," complete Part II, col (c), and Part XV</i> | X | |
| 8a Enter the states to which the foundation reports or with which it is registered (see instructions) <input type="checkbox"/> <u>IL</u> | | |
| b If the answer is "Yes" to line 7, has the foundation furnished a copy of Form 990-PF to the Attorney General (or designate) of each state as required by <i>General Instruction G</i> ? <i>If "No," attach explanation</i> | X | |
| 9 Is the foundation claiming status as a private operating foundation within the meaning of section 4942(j)(3) or 4942(j)(5) for calendar year 2015 or the taxable year beginning in 2015 (see instructions for Part XIV)? <i>If "Yes," complete Part XIV.</i> | | X |
| 10 Did any persons become substantial contributors during the tax year? <i>If "Yes," attach a schedule listing their names and addresses</i> | | X |

Part VII-A Statements Regarding Activities (continued)

| | | | | |
|----|---|----|-----|----|
| 11 | At any time during the year, did the foundation, directly or indirectly, own a controlled entity within the meaning of section 512(b)(13)? If "Yes," attach schedule (see instructions) | 11 | Yes | No |
| | | | | X |
| 12 | Did the foundation make a distribution to a donor advised fund over which the foundation or a disqualified person had advisory privileges? If "Yes," attach statement (see instructions) | 12 | | X |
| 13 | Did the foundation comply with the public inspection requirements for its annual returns and exemption application? Website address ▶ <u>N/A</u> | 13 | X | |
| 14 | The books are in care of ▶ <u>JP MORGAN CHASE BANK .N.A.</u> Telephone no. ▶ <u>(866) 888-5157</u> Located at ▶ <u>10 S DEARBORN ST; MC; IL 1-0117, CHICAGO, IL</u> ZIP+4 ▶ <u>60603</u> | | | |
| 15 | Section 4947(a)(1) nonexempt charitable trusts filing Form 990-PF in lieu of Form 1041 - Check here ▶ <input type="checkbox"/> and enter the amount of tax-exempt interest received or accrued during the year ▶ <u>15</u> | | | |
| 16 | At any time during calendar year 2015, did the foundation have an interest in or a signature or other authority over a bank, securities, or other financial account in a foreign country? See the instructions for exceptions and filing requirements for FinCEN Form 114. If "Yes," enter the name of the foreign country ▶ | 16 | Yes | No |
| | | | | X |

Part VII-B Statements Regarding Activities for Which Form 4720 May Be Required

File Form 4720 if any item is checked in the "Yes" column, unless an exception applies.

| | | | | |
|-----|--|-------------------------------------|-----|--|
| 1a | During the year did the foundation (either directly or indirectly): | | Yes | No |
| (1) | Engage in the sale or exchange, or leasing of property with a disqualified person? | <input type="checkbox"/> | Yes | <input checked="" type="checkbox"/> No |
| (2) | Borrow money from, lend money to, or otherwise extend credit to (or accept it from) a disqualified person? | <input type="checkbox"/> | Yes | <input checked="" type="checkbox"/> No |
| (3) | Furnish goods, services, or facilities to (or accept them from) a disqualified person? | <input type="checkbox"/> | Yes | <input checked="" type="checkbox"/> No |
| (4) | Pay compensation to, or pay or reimburse the expenses of, a disqualified person? | <input checked="" type="checkbox"/> | Yes | <input type="checkbox"/> No |
| (5) | Transfer any income or assets to a disqualified person (or make any of either available for the benefit or use of a disqualified person)? | <input type="checkbox"/> | Yes | <input checked="" type="checkbox"/> No |
| (6) | Agree to pay money or property to a government official? (Exception. Check "No" if the foundation agreed to make a grant to or to employ the official for a period after termination of government service, if terminating within 90 days.) | <input type="checkbox"/> | Yes | <input checked="" type="checkbox"/> No |
| b | If any answer is "Yes" to 1a(1)-(6), did any of the acts fail to qualify under the exceptions described in Regulations section 53.4941(d)-3 or in a current notice regarding disaster assistance (see instructions)? | 1b | | X |
| | Organizations relying on a current notice regarding disaster assistance check here ▶ <input type="checkbox"/> | | | |
| c | Did the foundation engage in a prior year in any of the acts described in 1a, other than excepted acts, that were not corrected before the first day of the tax year beginning in 2015? | 1c | | X |
| 2 | Taxes on failure to distribute income (section 4942) (does not apply for years the foundation was a private operating foundation defined in section 4942(j)(3) or 4942(j)(5)) | | | |
| a | At the end of tax year 2015, did the foundation have any undistributed income (lines 6d and 6e, Part XIII) for tax year(s) beginning before 2015? | <input type="checkbox"/> | Yes | <input checked="" type="checkbox"/> No |
| | If "Yes," list the years ▶ _____, _____, _____ | | | |
| b | Are there any years listed in 2a for which the foundation is not applying the provisions of section 4942(a)(2) (relating to incorrect valuation of assets) to the year's undistributed income? (If applying section 4942(a)(2) to all years listed, answer "No" and attach statement - see instructions.) | 2b | | X |
| c | If the provisions of section 4942(a)(2) are being applied to any of the years listed in 2a, list the years here ▶ _____, _____, _____ | | | |
| 3a | Did the foundation hold more than a 2% direct or indirect interest in any business enterprise at any time during the year? | <input type="checkbox"/> | Yes | <input checked="" type="checkbox"/> No |
| b | If "Yes," did it have excess business holdings in 2015 as a result of (1) any purchase by the foundation or disqualified persons after May 26, 1969; (2) the lapse of the 5-year period (or longer period approved by the Commissioner under section 4943(c)(7)) to dispose of holdings acquired by gift or bequest; or (3) the lapse of the 10-, 15-, or 20-year first phase holding period? (Use Schedule C, Form 4720, to determine if the foundation had excess business holdings in 2015) | 3b | | |
| 4a | Did the foundation invest during the year any amount in a manner that would jeopardize its charitable purposes? | 4a | | X |
| b | Did the foundation make any investment in a prior year (but after December 31, 1969) that could jeopardize its charitable purpose that had not been removed from jeopardy before the first day of the tax year beginning in 2015? | 4b | | X |

Part VII-B Statements Regarding Activities for Which Form 4720 May Be Required (continued)

5a During the year did the foundation pay or incur any amount to:

(1) Carry on propaganda, or otherwise attempt to influence legislation (section 4945(e))? Yes No

(2) Influence the outcome of any specific public election (see section 4955), or to carry on, directly or indirectly, any voter registration drive? Yes No

(3) Provide a grant to an individual for travel, study, or other similar purposes? Yes No

(4) Provide a grant to an organization other than a charitable, etc., organization described in section 4945(d)(4)(A)? (see instructions). Yes No

(5) Provide for any purpose other than religious, charitable, scientific, literary, or educational purposes, or for the prevention of cruelty to children or animals? Yes No

b If any answer is "Yes" to 5a(1)-(5), did any of the transactions fail to qualify under the exceptions described in Regulations section 53.4945 or in a current notice regarding disaster assistance (see instructions)? **5b**

Organizations relying on a current notice regarding disaster assistance check here

c If the answer is "Yes" to question 5a(4), does the foundation claim exemption from the tax because it maintained expenditure responsibility for the grant? Yes No
If "Yes," attach the statement required by Regulations section 53.4945-5(d).

6a Did the foundation, during the year, receive any funds, directly or indirectly, to pay premiums on a personal benefit contract? Yes No

b Did the foundation, during the year, pay premiums, directly or indirectly, on a personal benefit contract? Yes No **6b** X

If "Yes" to 6b, file Form 8870.

7a At any time during the tax year, was the foundation a party to a prohibited tax shelter transaction? Yes No

b If "Yes," did the foundation receive any proceeds or have any net income attributable to the transaction? Yes No **7b**

Part VIII Information About Officers, Directors, Trustees, Foundation Managers, Highly Paid Employees, and Contractors

1 List all officers, directors, trustees, foundation managers and their compensation (see instructions).

| (a) Name and address | (b) Title, and average hours per week devoted to position | (c) Compensation (If not paid, enter -0-) | (d) Contributions to employee benefit plans and deferred compensation | (e) Expense account, other allowances |
|--|---|---|---|---------------------------------------|
| JP MORGAN CHASE BANK .N.A. 10 S DEARBORN ST; MC; IL 1-0117, CHICAGO, IL 60603 | TRUSTEE 2 | 30,707. | -0- | -0- |
| | | | | |
| | | | | |
| | | | | |

2 Compensation of five highest-paid employees (other than those included on line 1 - see instructions). If none, enter "NONE."

| (a) Name and address of each employee paid more than \$50,000 | (b) Title, and average hours per week devoted to position | (c) Compensation | (d) Contributions to employee benefit plans and deferred compensation | (e) Expense account, other allowances |
|---|---|------------------|---|---------------------------------------|
| NONE | | NONE | NONE | NONE |
| | | | | |
| | | | | |
| | | | | |
| | | | | |

Total number of other employees paid over \$50,000 **NONE**

Part VIII Information About Officers, Directors, Trustees, Foundation Managers, Highly Paid Employees, and Contractors (continued)

3 Five highest-paid independent contractors for professional services (see instructions). If none, enter "NONE."

| (a) Name and address of each person paid more than \$50,000 | (b) Type of service | (c) Compensation |
|---|---------------------|------------------|
| NONE | | NONE |
| | | |
| | | |
| | | |
| | | |
| | | |
| | | |

Total number of others receiving over \$50,000 for professional services NONE

Part IX-A Summary of Direct Charitable Activities

| List the foundation's four largest direct charitable activities during the tax year. Include relevant statistical information such as the number of organizations and other beneficiaries served, conferences convened, research papers produced, etc. | Expenses |
|--|----------|
| 1 NONE | |
| 2 | |
| 3 | |
| 4 | |

Part IX-B Summary of Program-Related Investments (see instructions)

| Describe the two largest program-related investments made by the foundation during the tax year on lines 1 and 2 | Amount |
|--|--------|
| 1 NONE | |
| 2 | |
| All other program-related investments. See instructions. 3 NONE | |
| Total. Add lines 1 through 3 | |

Part X Minimum Investment Return (All domestic foundations must complete this part. Foreign foundations, see instructions.)

| | | | |
|----------|---|-----------|------------|
| 1 | Fair market value of assets not used (or held for use) directly in carrying out charitable, etc., purposes: | | |
| a | Average monthly fair market value of securities | 1a | 4,453,915. |
| b | Average of monthly cash balances | 1b | 135,534. |
| c | Fair market value of all other assets (see instructions) | 1c | NONE |
| d | Total (add lines 1a, b, and c) | 1d | 4,589,449. |
| e | Reduction claimed for blockage or other factors reported on lines 1a and 1c (attach detailed explanation) 1e | | |
| 2 | Acquisition indebtedness applicable to line 1 assets | 2 | NONE |
| 3 | Subtract line 2 from line 1d | 3 | 4,589,449. |
| 4 | Cash deemed held for charitable activities. Enter 1 1/2% of line 3 (for greater amount, see instructions) | 4 | 68,842. |
| 5 | Net value of noncharitable-use assets. Subtract line 4 from line 3. Enter here and on Part V, line 4 | 5 | 4,520,607. |
| 6 | Minimum investment return. Enter 5% of line 5 | 6 | 226,030. |

Part XI Distributable Amount (see instructions) (Section 4942(j)(3) and (j)(5) private operating foundations and certain foreign organizations check here and do not complete this part.)

| | | | |
|-----------|---|-----------|----------|
| 1 | Minimum investment return from Part X, line 6 | 1 | 226,030. |
| 2a | Tax on investment income for 2015 from Part VI, line 5 2a | | 4,085. |
| b | Income tax for 2015. (This does not include the tax from Part VI.) 2b | | |
| c | Add lines 2a and 2b | 2c | 4,085. |
| 3 | Distributable amount before adjustments. Subtract line 2c from line 1 | 3 | 221,945. |
| 4 | Recoveries of amounts treated as qualifying distributions | 4 | NONE |
| 5 | Add lines 3 and 4 | 5 | 221,945. |
| 6 | Deduction from distributable amount (see instructions) | 6 | NONE |
| 7 | Distributable amount as adjusted. Subtract line 6 from line 5. Enter here and on Part XIII, line 1 | 7 | 221,945. |

Part XII Qualifying Distributions (see instructions)

| | | | |
|----------|--|-----------|----------|
| 1 | Amounts paid (including administrative expenses) to accomplish charitable, etc., purposes: | | |
| a | Expenses, contributions, gifts, etc. - total from Part I, column (d), line 26 | 1a | 240,298. |
| b | Program-related investments - total from Part IX-B | 1b | |
| 2 | Amounts paid to acquire assets used (or held for use) directly in carrying out charitable, etc., purposes | 2 | NONE |
| 3 | Amounts set aside for specific charitable projects that satisfy the: | | |
| a | Suitability test (prior IRS approval required) | 3a | NONE |
| b | Cash distribution test (attach the required schedule) | 3b | NONE |
| 4 | Qualifying distributions. Add lines 1a through 3b. Enter here and on Part V, line 8, and Part XIII, line 4 | 4 | 240,298. |
| 5 | Foundations that qualify under section 4940(e) for the reduced rate of tax on net investment income. Enter 1% of Part I, line 27b (see instructions) | 5 | 4,085. |
| 6 | Adjusted qualifying distributions. Subtract line 5 from line 4 | 6 | 236,213. |

Note. The amount on line 6 will be used in Part V, column (b), in subsequent years when calculating whether the foundation qualifies for the section 4940(e) reduction of tax in those years.

Part XIII Undistributed Income (see instructions)

| | (a) Corpus | (b) Years prior to 2014 | (c) 2014 | (d) 2015 |
|---|---------------|----------------------------|-------------|-------------|
| 1 Distributable amount for 2015 from Part XI, line 7 | | | | 221,945. |
| 2 Undistributed income, if any, as of the end of 2015 | | | | |
| a Enter amount for 2014 only. | | | 226,602. | |
| b Total for prior years 20 <u>13</u> , 20 <u> </u> , 20 <u> </u> | | NONE | | |
| 3 Excess distributions carryover, if any, to 2015: | | | | |
| a From 2010 | NONE | | | |
| b From 2011 | NONE | | | |
| c From 2012 | NONE | | | |
| d From 2013 | NONE | | | |
| e From 2014 | NONE | | | |
| f Total of lines 3a through e | NONE | | | |
| 4 Qualifying distributions for 2015 from Part XII, line 4: ▶ \$ <u>240,298.</u> | | | | |
| a Applied to 2014, but not more than line 2a | | | 226,602. | |
| b Applied to undistributed income of prior years (Election required - see instructions) | | NONE | | |
| c Treated as distributions out of corpus (Election required - see instructions) | NONE | | | |
| d Applied to 2015 distributable amount | | | | 13,696. |
| e Remaining amount distributed out of corpus | NONE | | | |
| 5 Excess distributions carryover applied to 2015. (If an amount appears in column (d), the same amount must be shown in column (a)) | NONE | | | NONE |
| 6 Enter the net total of each column as indicated below: | | | | |
| a Corpus. Add lines 3f, 4c, and 4e. Subtract line 5 | NONE | | | |
| b Prior years' undistributed income. Subtract line 4b from line 2b. | | NONE | | |
| c Enter the amount of prior years' undistributed income for which a notice of deficiency has been issued, or on which the section 4942(a) tax has been previously assessed | | NONE | | |
| d Subtract line 6c from line 6b. Taxable amount - see instructions | | NONE | | |
| e Undistributed income for 2014. Subtract line 4a from line 2a. Taxable amount - see instructions | | | | |
| f Undistributed income for 2015. Subtract lines 4d and 5 from line 1. This amount must be distributed in 2016. | | | | 208,249. |
| 7 Amounts treated as distributions out of corpus to satisfy requirements imposed by section 170(b)(1)(F) or 4942(g)(3) (Election may be required - see instructions) | NONE | | | |
| 8 Excess distributions carryover from 2010 not applied on line 5 or line 7 (see instructions) | NONE | | | |
| 9 Excess distributions carryover to 2016. Subtract lines 7 and 8 from line 6a | NONE | | | |
| 10 Analysis of line 9: | | | | |
| a Excess from 2011 | NONE | | | |
| b Excess from 2012 | NONE | | | |
| c Excess from 2013 | NONE | | | |
| d Excess from 2014 | NONE | | | |
| e Excess from 2015 | NONE | | | |

Part XIV Private Operating Foundations (see instructions and Part VII-A, question 9) NOT APPLICABLE

1a If the foundation has received a ruling or determination letter that it is a private operating foundation, and the ruling is effective for 2015, enter the date of the ruling

b Check box to indicate whether the foundation is a private operating foundation described in section 4942(j)(3) or 4942(j)(5)

Table with 5 columns: (a) 2015, (b) 2014, (c) 2013, (d) 2012, (e) Total. Rows include 2a (Adjusted net income), 2b (85% of line 2a), 2c (Qualifying distributions from Part XII), 2d (Amounts included in line 2c not used directly for active conduct of exempt activities), 2e (Qualifying distributions made directly for active conduct of exempt activities), 3 (Alternative tests: Assets, Endowment, Support).

Part XV Supplementary Information (Complete this part only if the foundation had \$5,000 or more in assets at any time during the year - see instructions.)

1 Information Regarding Foundation Managers:

a List any managers of the foundation who have contributed more than 2% of the total contributions received by the foundation before the close of any tax year (but only if they have contributed more than \$5,000). (See section 507(d)(2).)

N/A

b List any managers of the foundation who own 10% or more of the stock of a corporation (or an equally large portion of the ownership of a partnership or other entity) of which the foundation has a 10% or greater interest.

N/A

2 Information Regarding Contribution, Grant, Gift, Loan, Scholarship, etc., Programs:

Check here [X] if the foundation only makes contributions to preselected charitable organizations and does not accept unsolicited requests for funds. If the foundation makes gifts, grants, etc. (see instructions) to individuals or organizations under other conditions, complete items 2a, b, c, and d.

a The name, address, and telephone number or e-mail address of the person to whom applications should be addressed:

b The form in which applications should be submitted and information and materials they should include:

c Any submission deadlines:

d Any restrictions or limitations on awards, such as by geographical areas, charitable fields, kinds of institutions, or other factors:

Part XV Supplementary Information *(continued)*

3 Grants and Contributions Paid During the Year or Approved for Future Payment

| Recipient Name and address (home or business) | If recipient is an individual, show any relationship to any foundation manager or substantial contributor | Foundation status of recipient | Purpose of grant or contribution | Amount |
|---|--|--------------------------------------|-------------------------------------|--------------------|
| <p>a Paid during the year</p> <p>UNIVERSITY OF WISCONSIN - GREEN BAY 2420 NICOLET DRIVE GREEN BAY WI 54311</p> | NONE | PC | GENERAL | 228,000. |
| Total | | | | 3a 228,000. |
| b Approved for future payment | | | | |
| Total | | | | 3b |

Part XVI-A Analysis of Income-Producing Activities

Enter gross amounts unless otherwise indicated.

Table with 5 columns: (a) Business code, (b) Amount, (c) Exclusion code, (d) Amount, (e) Related or exempt function income. Rows include: 1 Program service revenue (a-f), 2 Membership dues and assessments, 3 Interest on savings and temporary cash investments, 4 Dividends and interest from securities, 5 Net rental income or (loss) from real estate (a-b), 6 Net rental income or (loss) from personal property, 7 Other investment income, 8 Gain or (loss) from sales of assets other than inventory, 9 Net income or (loss) from special events, 10 Gross profit or (loss) from sales of inventory, 11 Other revenue (a-e), 12 Subtotal, 13 Total.

Part XVI-B Relationship of Activities to the Accomplishment of Exempt Purposes

Table with 2 columns: Line No., Explain below how each activity for which income is reported in column (e) of Part XVI-A contributed importantly to the accomplishment of the foundation's exempt purposes (other than by providing funds for such purposes). (See instructions.)

NOT APPLICABLE

FORM 990PF, PART I - OTHER INCOME
=====

| DESCRIPTION | REVENUE AND EXPENSES PER BOOKS |
|-------------|---|
| ----- | ----- |
| TAX REFUND | 1,098. |
| TOTALS | ----- 1,098. ===== |

1883 FUND P18071004

27-2998843

FORM 990PF, PART I - TAXES
=====

| DESCRIPTION ----- | REVENUE AND EXPENSES PER BOOKS ----- | NET INVESTMENT INCOME ----- |
|--------------------------------|--|--------------------------------------|
| FEDERAL ESTIMATES - INCOME | 500. | |
| FOREIGN TAXES ON QUALIFIED FOR | 6,893. | 6,893. |
| FOREIGN TAXES ON NONQUALIFIED | 98. | 98. |
| | ----- | ----- |
| TOTALS | 7,491. | 6,991. |
| | ===== | ===== |

1883 FUND P18071004

27-2998843

FORM 990PF, PART I - OTHER EXPENSES
=====

| DESCRIPTION ----- | REVENUE AND EXPENSES PER BOOKS ----- | CHARITABLE PURPOSES ----- |
|----------------------|--|---------------------------------|
| ATTORNEY GENERAL FEE | 15. | 15. |
| TOTALS | ----- 15. ===== | ----- 15. ===== |



1883 FUND ACCT. P18071004
As of 2/29/16

Account Summary

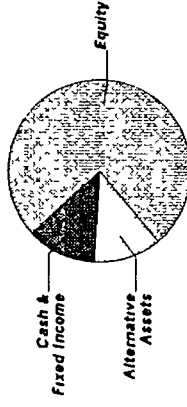
PRINCIPAL

| Asset Allocation | Beginning Market Value | Ending Market Value | Change In Value | Estimated Annual Income | Current Allocation |
|---------------------|------------------------|-----------------------|-----------------------|-------------------------|--------------------|
| Equity | 3,800,638.65 | 3,121,519.35 | (679,119.30) | 64,243.95 | 76% |
| Alternative Assets | 538,106.43 | 477,884.00 | (60,222.43) | 12,103.36 | 12% |
| Cash & Fixed Income | 334,029.22 | 476,733.26 | 142,704.04 | 8,328.09 | 12% |
| Market Value | \$4,672,774.30 | \$4,076,136.61 | (\$596,637.69) | \$84,675.40 | 100% |

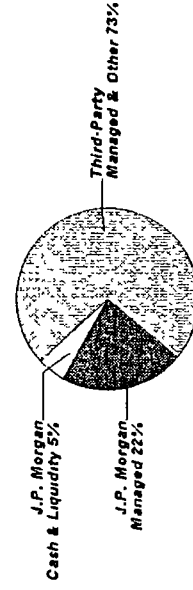
INCOME

| Cash Position | Beginning Market Value | Ending Market Value | Change In Value |
|---------------------|------------------------|---------------------|-----------------------|
| Cash Balance | 109,227.28 | 555.72 | (108,671.56) |
| Accruals | 908.26 | 4.57 | (903.69) |
| Market Value | \$110,135.54 | \$560.29 | (\$109,575.25) |

Asset Allocation



Manager Allocation *



* **J.P. Morgan Managed** includes mutual funds, other registered funds and hedge funds managed by J.P. Morgan and structured products issued by J.P. Morgan. **Third-Party Managed & Other** includes mutual funds, exchange traded funds, hedge funds, and separately managed accounts managed by parties other than J.P. Morgan; separately managed accounts managed by J.P. Morgan where a party other than J.P. Morgan is the appointed investment advisor, structured products and exchange traded notes issued by parties other than J.P. Morgan; investment conduits investing in non-J.P. Morgan managed hedge funds, where J.P. Morgan is solely administrator to the conduit, and other investments not managed or issued by J.P. Morgan. **J.P. Morgan Cash & Liquidity Funds** includes cash, J.P. Morgan deposit sweeps and J.P. Morgan money market mutual funds. See important information about investment principles and conflicts in the disclosures section.



1883 FUND ACCT. P18071004
As of 2/29/16



06240738880310077304
06340730430010007104

Account Summary CONTINUED

| Cost Summary | Cost |
|---------------------|-----------------------|
| Equity | 2,917,826.57 |
| Cash & Fixed Income | 491,166.36 |
| Total | \$3,408,992.93 |

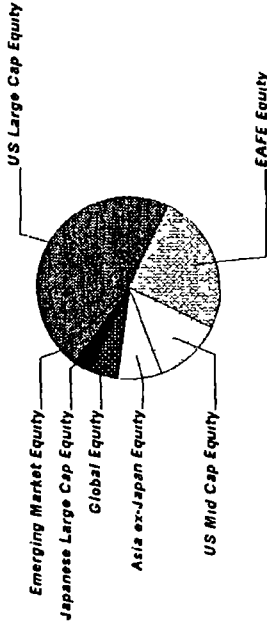
J.P.Morgan



1883 FUND ACCT. P18071004
As of 2/29/16

Equity Summary

| Asset Categories | Beginning Market Value | Ending Market Value | Change In Value | Current Allocation |
|-----------------------------|------------------------|-----------------------|-----------------------|--------------------|
| US Large Cap Equity | 1,410,393.65 | 1,420,376.57 | 9,982.92 | 34% |
| US Mid Cap Equity | 421,174.26 | 355,007.26 | (66,167.00) | 9% |
| EAFE Equity | 1,203,083.78 | 766,489.23 | (436,594.55) | 19% |
| European Large Cap Equity | 94,957.11 | 0.00 | (94,957.11) | |
| Japanese Large Cap Equity | 108,334.20 | 95,527.08 | (12,807.12) | 2% |
| Asia ex-Japan Equity | 329,419.92 | 249,518.14 | (79,901.78) | 6% |
| Emerging Market Equity | 101,410.77 | 75,427.73 | (25,983.04) | 2% |
| Global Equity | 0.00 | 159,173.34 | 159,173.34 | 4% |
| Concentrated & Other Equity | 131,864.96 | 0.00 | (131,864.96) | |
| Total Value | \$3,800,638.65 | \$3,121,519.35 | (\$679,119.30) | 76% |



Equity as a percentage of your portfolio - 76 %

| Market Value/Cost | Current Period Value |
|-------------------------|----------------------|
| Market Value | 3,121,519.35 |
| Tax Cost | 2,917,826.57 |
| Unrealized Gain/Loss | 203,692.78 |
| Estimated Annual Income | 64,243.95 |
| Yield | 2.05% |



1883 FUND ACCT. P18071004
As of 2/29/16



06240738880310077305
06340730430010007105

Equity Detail

| | Price | Quantity | Value | Adjusted Tax Cost Original Cost | Unrealized Gain/Loss | Est Annual Inc Accrued Div | Yield |
|--|--------|-----------|-----------------------|------------------------------------|-------------------------|-------------------------------|--------------|
| US Large Cap Equity | | | | | | | |
| BBH CORE SELECT FD-N 05528X-60-4 BTE X | 19.77 | 9,493.658 | 187,689.62 | 173,544.06 | 14,145.56 | 1,148.73 | 0.61% |
| EDGEWOOD GROWTH FD-INS 0075W0-75-9 EGFIX | 19.86 | 6,920.415 | 137,439.44 | 80,000.00 | 57,439.44 | 27.68 | 0.02% |
| HARTFORD CAPITAL APPREC-I 416649-30-9 ITHIX | 31.32 | 4,113.753 | 128,842.74 | 132,423.16 | (3,580.42) | 958.50 | 0.74% |
| JPM EQ INC FD - SEL FUND 3128 4812C0-49-8 HLIEX | 13.03 | 8,784.392 | 114,460.63 | 81,607.00 | 32,853.63 | 2,433.27 | 2.13% |
| JPM INTREPID GRWTH FD - SEL FUND 1202 4812A2-20-7 JPGS X | 38.80 | 2,739.081 | 106,276.34 | 60,232.99 | 46,043.95 | 52.04 | 0.05% |
| JPM US LARGE CAP CORE PLUS FD - SEL FUND 1002 4812A2-38-9 JLPS X | 24.43 | 7,373.272 | 180,129.03 | 169,685.05 | 10,443.98 | 457.14 | 0.25% |
| PARNASSUS CORE EQUITY FD-INS 701769-40-8 PRIL X | 35.91 | 5,642.266 | 202,613.77 | 157,814.17 | 44,799.60 | 5,015.97 | 2.48% |
| SPDR S&P 500 ETF TRUST 78462F-10-3 SPY | 193.56 | 1,875.000 | 362,925.00 | 345,562.62 | 17,362.38 | 7,886.25 | 2.17% |
| Total US Large Cap Equity | | | \$1,420,376.57 | \$1,200,868.45 | \$219,508.12 | \$17,979.58 | 1.26% |

J.P. Morgan



1883 FUND ACCT. P18071004
As of 2/29/16

| | Price | Quantity | Value | Adjusted Tax Cost Original Cost | Unrealized Gain/Loss | Est Annual Inc. Accrued Div. | Yield |
|---|--------|------------|---------------------|------------------------------------|-------------------------|---------------------------------|--------------|
| US Mid Cap Equity | | | | | | | |
| AMG TIMESSQUARE MD CP GR-I 00170K-74-5 TM/DI X | 16.14 | 7,550,383 | 121,863.18 | 100,000.00 | 21,863.18 | | |
| ISHARES RUSSELL MIDCAP INDEX FUND 464287-49-9 IWR | 151.37 | 440,000 | 66,602.80 | 42,988.00 | 23,614.80 | 1,121.56 | 1.68% |
| JPM MID CAP EQ FD - SEL FUND 689 4812A1-26-6 VSNG X | 39.57 | 3,414,806 | 135,123.87 | 95,208.00 | 39,915.87 | 286.84 | 0.21% |
| JPM MID CAP GRWTH FD - SEL FUND 3120 4812C1-71-0 HLGE X | 24.54 | 1,280,253 | 31,417.41 | 27,798.34 | 3,619.07 | | |
| Total US Mid Cap Equity | | | \$355,007.26 | \$265,994.34 | \$89,012.92 | \$1,408.40 | 0.40% |
| EAFE Equity | | | | | | | |
| ARTISAN INTL VALUE FD-ADV 04314H-66-7 APDK X | 29.82 | 2,972,901 | 88,651.91 | 82,067.29 | 6,584.62 | | |
| ARTISAN INTERNATIONAL FD-ADV 04314H-67-5 APDI X | 26.22 | 8,749,369 | 229,408.46 | 256,962.06 | (27,553.60) | | |
| CAUSEWAY INTERNATL VAL-INST 14949P-20-8 CIVI X | 12.77 | 11,926,314 | 152,299.03 | 187,600.92 | (35,301.89) | 3,279.73 | 2.15% |
| DODGE & COX INTL STOCK FD 256206-10-3 DODF X | 32.10 | 6,007,608 | 192,844.22 | 210,627.00 | (17,782.78) | 5,046.39 | 2.62% |
| MFS INTL VALUE-I 55273E-82-2 MINI X | 34.36 | 3,005,984 | 103,285.61 | 78,907.08 | 24,378.53 | 1,602.18 | 1.55% |
| Total EAFE Equity | | | \$766,489.23 | \$616,164.35 | (\$49,675.12) | \$9,928.30 | 1.30% |



1883 FUND ACCT. P18071004
As of 2/29/16



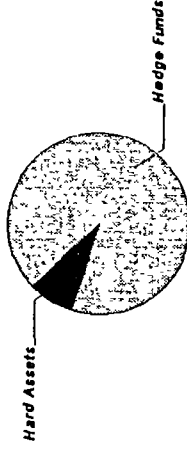
06240738880310077306
06340730430010007106

| | Price | Quantity | Value | Adjusted Tax Cost Original Cost | Unrealized Gain/Loss | Est Annual Inc. Accrued Div | Yield |
|---|-------|-----------|---------------------|------------------------------------|-------------------------|--------------------------------|---------------|
| Japanese Large Cap Equity | | | | | | | |
| ISHARES MSCI JAPAN INDEX FUND 464286-84-8 EWJ | 10 89 | 8,772,000 | 95,527 08 | 82,330 48 | 13,196 60 | 1,342.11 | 1.40% |
| Asia ex-Japan Equity | | | | | | | |
| COLUMBIA ASIA PAX X-JPN-R5 19763P-57-2 TAPR X | 8 91 | 9,046 447 | 80,603 84 | 116,226 22 | (35,622 38) | 26,451.81 | 32.82% |
| MATTHEWS ASIA DIVIDEND-INST 577130-75-0 MIPI X | 14 55 | 7,172 022 | 104,352 92 | 95,330.41 | 9,022 51 | 2,087.05 | 2.00% |
| T ROWE PRICE NEW ASIA 77956H-50-0 PRAS X | 13 68 | 4,719 399 | 64,561.38 | 79,067.74 | (14,506 36) | 943 87 | 1.46% |
| Total Asia ex-Japan Equity | | | \$249,518.14 | \$290,624.37 | (\$41,106.23) | \$29,482.73 | 11.82% |
| Emerging Market Equity | | | | | | | |
| JPM EMG MKT EQ FD - INSTL FUND 1389 4812A0-63-1 JMIE X | 17.65 | 4,273 526 | 75,427.73 | 73,844.58 | 1,583.15 | 786.32 | 1.04% |
| Global Equity | | | | | | | |
| JPM GBL RES ENH INDEX FD - SEL FUND 3457 46637K-51-3 JEIT X | 16 51 | 9,641,026 | 159,173.34 | 188,000 00 | (28,826.66) | 3,316.51 | 2.08% |

Alternative Assets Summary

| Asset Categories | Beginning Estimated Value | Ending Estimated Value | Change In Value | Current Allocation |
|--------------------|---------------------------|------------------------|----------------------|--------------------|
| Hedge Funds | 478,772.50 | 439,455.29 | (39,317.21) | 11% |
| Hard Assets | 59,333.93 | 38,428.71 | (20,905.22) | 1% |
| Total Value | \$538,106.43 | \$477,884.00 | (\$60,222.43) | 12% |

Asset Categories



Alternative Assets Detail

Alternative Assets as a percentage of your portfolio - 12 %

| | Price | Quantity | Estimated Value | Cost |
|---|-------|------------|-----------------|------------|
| Hedge Funds | | | | |
| GATEWAY FD-Y 367829-88-4 GTEY X | 28.96 | 7,923.363 | 229,460.59 | 226,759.41 |
| INV BALANCED-RISK ALLOC-Y 00141V-69-7 ABRY X | 10.37 | 13,008.460 | 134,897.73 | 166,248.12 |



1883 FUND ACCT. P18071004
As of 2/29/16



06240738860310077307
06340730430010007107

| | Price | Quantity | Estimated Value | Cost |
|--|-------|-----------|---------------------|---------------------|
| Hedge Funds | | | | |
| PIMCO UNCONSTRAINED BOND-P 72201M-45-3 PUCP X | 9.97 | 7,532.294 | 75,096.97 | 86,737.78 |
| Total Hedge Funds | | | \$439,455.29 | \$479,745.31 |

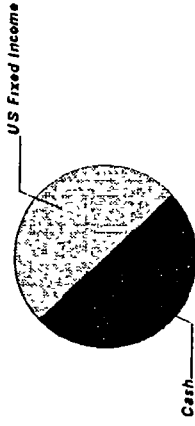
| | Price | Quantity | Estimated Value | Cost | Est Annual Income | Accrued Income |
|---|-------|-----------|-----------------|-----------|-------------------|----------------|
| Hard Assets | | | | | | |
| PIMCO COMMODITYPL STRAT-P 72201P-16-7 PCLP X | 5.00 | 7,685.742 | 38,428.71 | 86,772.03 | 799.31 | |



1883 FUND ACCT. P18071004
As of 2/29/16

Cash & Fixed Income Summary

| Asset Categories | Beginning Market Value | Ending Market Value | Change In Value | Current Allocation |
|--------------------|------------------------|---------------------|---------------------|--------------------|
| Cash | 31,694.61 | 227,948.15 | 196,253.54 | 6% |
| US Fixed Income | 302,334.61 | 248,785.11 | (53,549.50) | 6% |
| Total Value | \$334,029.22 | \$476,733.26 | \$142,704.04 | 12% |



| Market Value/Cost | Current Period Value |
|-------------------------|----------------------|
| Market Value | 476,733.26 |
| Tax Cost | 491,166.36 |
| Unrealized Gain/Loss | (14,433.10) |
| Estimated Annual Income | 8,328.09 |
| Accrued Interest | 4.57 |
| Yield | 1.74% |

Cash & Fixed Income as a percentage of your portfolio - 12 %

SUMMARY BY MATURITY

| Cash & Fixed Income | Market Value | % of Bond Portfolio |
|-------------------------|--------------|---------------------|
| 0-6 months ¹ | 476,733.26 | 100% |

¹ The years indicate the number of years until the bond is scheduled to mature based on the statement end date. Some bonds may be called, or paid in full, before their stated maturity.

SUMMARY BY TYPE

| Cash & Fixed Income | Market Value | % of Bond Portfolio |
|---------------------|---------------------|---------------------|
| Cash | 227,948.15 | 47% |
| Mutual Funds | 248,785.11 | 53% |
| Total Value | \$476,733.26 | 100% |



1883 FUND ACCT. P18071004
As of 2/29/16

Note. ¹ This is the Annual Percentage Yield (APY) which is the rate earned if balances remain on deposit for a full year with compounding, there is no change in the interest rate and all interest is left in the account

Cash & Fixed Income Detail

| | Price | Quantity | Value | Adjusted Tax Cost Original Cost | Unrealized Gain/Loss | Est Annual Income Accrued Interest | Yield |
|--------------------------------------|-------|------------|--------------|------------------------------------|-------------------------|---------------------------------------|--------------------|
| Cash | | | | | | | |
| US DOLLAR PRINCIPAL | 1.00 | | | 0.00 | | 2.55 | 0.03% ¹ |
| JPM TAX FREE MMKT INST SWEEP FD #840 | 1.00 | 227,948.15 | 227,948.15 | 227,948.15 | | 136.76 | 0.06% |
| 7-Day Annualized Yield 01% | | | | | | 2.02 | |
| Total Cash | | | \$227,948.15 | \$227,948.15 | \$0.00 | \$136.76 | 0.06% |
| | | | | | | \$4.57 | |
| US Fixed Income | | | | | | | |
| JPM HIGH YIELD FD - SEL | 6.68 | 5,784.99 | 38,643.71 | 46,950.44 | (8,306.73) | 2,412.33 | 6.24% |
| FUND 3580 | | | | | | | |
| 4812CO-80-3 | | | | | | | |
| JPM SHORT DURATION BD FD - SEL | 10.84 | 7,895.54 | 85,587.70 | 86,109.73 | (522.03) | 757.97 | 0.89% |
| FUND 3133 | | | | | | | |
| 4812C1-33-0 | | | | | | | |
| DOUBLELINE TOTL RET BND-I | 10.89 | 11,437.44 | 124,553.70 | 130,158.04 | (5,604.34) | 5,021.03 | 4.03% |
| 258620-10-3 | | | | | | | |
| Total US Fixed Income | | | \$248,785.11 | \$263,218.21 | (\$14,433.10) | \$8,191.33 | 3.29% |

J.P. Morgan