



See a Social Security Number? Say Something!
Report Privacy Problems to <https://public.resource.org/privacy>
Or call the IRS Identity Theft Hotline at 1-800-908-4490



Return of Private Foundation

or Section 4947(a)(1) Trust Treated as Private Foundation

Do not enter social security numbers on this form as it may be made public.

Information about Form 990-PF and its separate instructions is at www.irs.gov/form990pf.

2015

Open to Public Inspection

Form 990-PF

Department of the Treasury
Internal Revenue Service

For calendar year 2015 or tax year beginning FEB 1, 2015, and ending JAN 31, 2016

Name of foundation: **FRANKFURTH CHARITABLE FOUNDATION**

Number and street (or P O box number if mail is not delivered to street address): **126 BEDELL PLACE**

Room/suite: _____

City or town, state or province, country, and ZIP or foreign postal code: **MELVILLE, NY 11747**

A Employer identification number: **65-1066569**

B Telephone number: **631-673-3556**

C If exemption application is pending, check here

D 1 Foreign organizations, check here
2 Foreign organizations meeting the 85% test, check here and attach computation

E If private foundation status was terminated under section 507(b)(1)(A), check here

F If the foundation is in a 60-month termination under section 507(b)(1)(B), check here

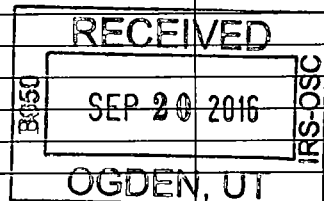
G Check all that apply: Initial return Initial return of a former public charity
 Final return Amended return
 Address change Name change

H Check type of organization: Section 501(c)(3) exempt private foundation
 Section 4947(a)(1) nonexempt charitable trust Other taxable private foundation

I Fair market value of all assets at end of year (from Part II, col (c), line 16): **\$ 526,529.** (Part I, column (d) must be on cash basis)

J Accounting method: Cash Accrual
 Other (specify) _____

Part I Analysis of Revenue and Expenses		(a) Revenue and expenses per books	(b) Net investment income	(c) Adjusted net income	(d) Disbursements for charitable purposes (cash basis only)
1 Contributions, gifts, grants, etc., received				N/A	
2 Check <input checked="" type="checkbox"/> if the foundation is not required to attach Sch B					
3 Interest on savings and temporary cash investments		1,906.	1,906.		STATEMENT 1
4 Dividends and interest from securities		8,165.	8,165.		STATEMENT 2
5a Gross rents					
b Net rental income or (loss)					
6a Net gain or (loss) from sale of assets not on line 10		3,142.			
b Gross sales price for all assets on line 6a 474,010.					
7 Capital gain net income (from Part IV, line 2)			3,142.		
8 Net short-term capital gain					
9 Income modifications					
10a Gross sales less returns and allowances					
b Less Cost of goods sold					
c Gross profit or (loss)					
11 Other income					
12 Total Add lines 1 through 11		13,213.	13,213.		
13 Compensation of officers, directors, trustees, etc		0.	0.		0.
14 Other employee salaries and wages					
15 Pension plans, employee benefits					
16a Legal fees					
b Accounting fees					
c Other professional fees STMT 3		5,761.	5,761.		0.
17 Interest					
18 Taxes					
19 Depreciation and depletion					
20 Occupancy					
21 Travel, conferences, and meetings					
22 Printing and publications					
23 Other expenses					
24 Total operating and administrative expenses Add lines 13 through 23		5,761.	5,761.		0.
25 Contributions, gifts, grants paid		27,213.			27,213.
26 Total expenses and disbursements Add lines 24 and 25		32,974.	5,761.		27,213.
27 Subtract line 26 from line 12:					
a Excess of revenue over expenses and disbursements		-19,761.			
b Net investment income (if negative, enter -0-)			7,452.		
c Adjusted net income (if negative, enter -0-)				N/A	



930

Q

SCANNED OCT 17 2016

Part II Balance Sheets <small>Attached schedules and amounts in the description column should be for end-of-year amounts only</small>		Beginning of year	End of year	
		(a) Book Value	(b) Book Value	(c) Fair Market Value
Assets	1 Cash - non-interest-bearing	5,517.	63,848.	63,848.
	2 Savings and temporary cash investments			
	3 Accounts receivable ▶			
	Less: allowance for doubtful accounts ▶			
	4 Pledges receivable ▶			
	Less: allowance for doubtful accounts ▶			
	5 Grants receivable			
	6 Receivables due from officers, directors, trustees, and other disqualified persons			
	7 Other notes and loans receivable ▶			
	Less: allowance for doubtful accounts ▶			
	8 Inventories for sale or use			
	9 Prepaid expenses and deferred charges			
	10a Investments - U.S. and state government obligations			
	b Investments - corporate stock STMT 4	513,649.	435,557.	462,681.
	c Investments - corporate bonds			
	11 Investments - land, buildings, and equipment basis ▶			
Less: accumulated depreciation ▶				
12 Investments - mortgage loans				
13 Investments - other				
14 Land, buildings, and equipment: basis ▶				
Less: accumulated depreciation ▶				
15 Other assets (describe ▶)				
16 Total assets (to be completed by all filers - see the instructions. Also, see page 1, item I)	519,166.	499,405.	526,529.	
Liabilities	17 Accounts payable and accrued expenses			
	18 Grants payable			
	19 Deferred revenue			
	20 Loans from officers, directors, trustees, and other disqualified persons			
	21 Mortgages and other notes payable			
	22 Other liabilities (describe ▶)			
23 Total liabilities (add lines 17 through 22)	0.	0.		
Net Assets or Fund Balances	Foundations that follow SFAS 117, check here <input type="checkbox"/> and complete lines 24 through 26 and lines 30 and 31.			
	24 Unrestricted			
	25 Temporarily restricted			
	26 Permanently restricted			
	Foundations that do not follow SFAS 117, check here <input checked="" type="checkbox"/> and complete lines 27 through 31			
	27 Capital stock, trust principal, or current funds	516,508.	516,508.	
	28 Paid-in or capital surplus, or land, bldg., and equipment fund	0.	0.	
	29 Retained earnings, accumulated income, endowment, or other funds	2,658.	-17,103.	
30 Total net assets or fund balances	519,166.	499,405.		
31 Total liabilities and net assets/fund balances	519,166.	499,405.		

Part III Analysis of Changes in Net Assets or Fund Balances

1 Total net assets or fund balances at beginning of year - Part II, column (a), line 30 (must agree with end-of-year figure reported on prior year's return)	1	519,166.
2 Enter amount from Part I, line 27a	2	-19,761.
3 Other increases not included in line 2 (itemize) ▶	3	0.
4 Add lines 1, 2, and 3	4	499,405.
5 Decreases not included in line 2 (itemize) ▶	5	0.
6 Total net assets or fund balances at end of year (line 4 minus line 5) - Part II, column (b), line 30	6	499,405.

Part IV Capital Gains and Losses for Tax on Investment Income

(a) List and describe the kind(s) of property sold (e.g., real estate, 2-story brick warehouse; or common stock, 200 shs. MLC Co)	(b) How acquired P - Purchase D - Donation	(c) Date acquired (mo., day, yr.)	(d) Date sold (mo., day, yr.)
1a UBS (SEE ATTACHED)	P	VARIOUS	01/31/16
b UBS (SEE ATTACHED)	P	VARIOUS	01/31/16
c CAPITAL GAINS DIVIDENDS			
d			
e			

(e) Gross sales price	(f) Depreciation allowed (or allowable)	(g) Cost or other basis plus expense of sale	(h) Gain or (loss) (e) plus (f) minus (g)
a 252,660.		267,928.	-15,268.
b 219,356.		202,940.	16,416.
c 1,994.			1,994.
d			
e			

Complete only for assets showing gain in column (h) and owned by the foundation on 12/31/69			(l) Gains (Col. (h) gain minus col. (k), but not less than -0-) or Losses (from col. (h))
(i) F.M.V. as of 12/31/69	(j) Adjusted basis as of 12/31/69	(k) Excess of col. (i) over col. (j), if any	
a			-15,268.
b			16,416.
c			1,994.
d			
e			

2 Capital gain net income or (net capital loss)	{ If gain, also enter in Part I, line 7 If (loss), enter -0- in Part I, line 7	2	3,142.
3 Net short-term capital gain or (loss) as defined in sections 1222(5) and (6): If gain, also enter in Part I, line 8, column (c). If (loss), enter -0- in Part I, line 8		3	N/A

Part V Qualification Under Section 4940(e) for Reduced Tax on Net Investment Income

(For optional use by domestic private foundations subject to the section 4940(a) tax on net investment income.)

If section 4940(d)(2) applies, leave this part blank.

Was the foundation liable for the section 4942 tax on the distributable amount of any year in the base period? Yes No

If "Yes," the foundation does not qualify under section 4940(e). Do not complete this part.

1 Enter the appropriate amount in each column for each year; see the instructions before making any entries.

(a) Base period years Calendar year (or tax year beginning in)	(b) Adjusted qualifying distributions	(c) Net value of noncharitable-use assets	(d) Distribution ratio (col. (b) divided by col. (c))
2014	20,490.	587,296.	.034889
2013	27,074.	592,735.	.045676
2012	46,455.	593,330.	.078295
2011	47,846.	605,129.	.079067
2010	55,908.	597,868.	.093512

2 Total of line 1, column (d)	2	.331439
3 Average distribution ratio for the 5-year base period - divide the total on line 2 by 5, or by the number of years the foundation has been in existence if less than 5 years	3	.066288
4 Enter the net value of noncharitable-use assets for 2015 from Part X, line 5	4	472,779.
5 Multiply line 4 by line 3	5	31,340.
6 Enter 1% of net investment income (1% of Part I, line 27b)	6	75.
7 Add lines 5 and 6	7	31,415.
8 Enter qualifying distributions from Part XII, line 4	8	27,213.

If line 8 is equal to or greater than line 7, check the box in Part VI, line 1b, and complete that part using a 1% tax rate. See the Part VI instructions

Part VI. Excise Tax Based on Investment Income (Section 4940(a), 4940(b), 4940(e), or 4948 - see instructions)

1a Exempt operating foundations described in section 4940(d)(2), check here <input type="checkbox"/> and enter "N/A" on line 1. Date of ruling or determination letter: _____ (attach copy of letter if necessary-see instructions)			
b Domestic foundations that meet the section 4940(e) requirements in Part V, check here <input type="checkbox"/> and enter 1% of Part I, line 27b		1	149.
c All other domestic foundations enter 2% of line 27b. Exempt foreign organizations enter 4% of Part I, line 12, col (b).			
2 Tax under section 511 (domestic section 4947(a)(1) trusts and taxable foundations only. Others enter -0-)		2	0.
3 Add lines 1 and 2		3	149.
4 Subtitle A (income) tax (domestic section 4947(a)(1) trusts and taxable foundations only. Others enter -0-)		4	0.
5 Tax based on investment income Subtract line 4 from line 3. If zero or less, enter -0-		5	149.
6 Credits/Payments:			
a 2015 estimated tax payments and 2014 overpayment credited to 2015	6a		
b Exempt foreign organizations - tax withheld at source	6b		
c Tax paid with application for extension of time to file (Form 8868)	6c		
d Backup withholding erroneously withheld	6d		
7 Total credits and payments. Add lines 6a through 6d	7		0.
8 Enter any penalty for underpayment of estimated tax. Check here <input type="checkbox"/> if Form 2220 is attached	8		
9 Tax due If the total of lines 5 and 8 is more than line 7, enter amount owed	9		149.
10 Overpayment If line 7 is more than the total of lines 5 and 8, enter the amount overpaid	10		
11 Enter the amount of line 10 to be: Credited to 2016 estimated tax <input type="checkbox"/> Refunded <input type="checkbox"/>	11		

Part VII-A Statements Regarding Activities

	Yes	No
1a During the tax year, did the foundation attempt to influence any national, state, or local legislation or did it participate or intervene in any political campaign?		X
1b Did it spend more than \$100 during the year (either directly or indirectly) for political purposes (see instructions for the definition)? <i>If the answer is "Yes" to 1a or 1b, attach a detailed description of the activities and copies of any materials published or distributed by the foundation in connection with the activities</i>		X
1c Did the foundation file Form 1120-POL for this year?		X
2 Enter the amount (if any) of tax on political expenditures (section 4955) imposed during the year: (1) On the foundation. ▶ \$ <u>0.</u> (2) On foundation managers. ▶ \$ <u>0.</u>		
e Enter the reimbursement (if any) paid by the foundation during the year for political expenditure tax imposed on foundation managers ▶ \$ <u>0.</u>		
2 Has the foundation engaged in any activities that have not previously been reported to the IRS? <i>If "Yes," attach a detailed description of the activities</i>		X
3 Has the foundation made any changes, not previously reported to the IRS, in its governing instrument, articles of incorporation, or bylaws, or other similar instruments? <i>If "Yes," attach a conformed copy of the changes</i>		X
4a Did the foundation have unrelated business gross income of \$1,000 or more during the year?		X
b If "Yes," has it filed a tax return on Form 990-T for this year?		
5 Was there a liquidation, termination, dissolution, or substantial contraction during the year? <i>If "Yes," attach the statement required by General Instruction T</i>		X
6 Are the requirements of section 508(e) (relating to sections 4941 through 4945) satisfied either: • By language in the governing instrument, or • By state legislation that effectively amends the governing instrument so that no mandatory directions that conflict with the state law remain in the governing instrument?		X
7 Did the foundation have at least \$5,000 in assets at any time during the year? <i>If "Yes," complete Part II, col (c), and Part XV</i>	X	
8a Enter the states to which the foundation reports or with which it is registered (see instructions) ▶ <u>FL</u>		
b If the answer is "Yes" to line 7, has the foundation furnished a copy of Form 990-PF to the Attorney General (or designate) of each state as required by <i>General Instruction G</i> ? <i>If "No," attach explanation</i>	X	
9 Is the foundation claiming status as a private operating foundation within the meaning of section 4942(j)(3) or 4942(j)(5) for calendar year 2015 or the taxable year beginning in 2015 (see instructions for Part XIV)? <i>If "Yes," complete Part XIV</i>		X
10 Did any persons become substantial contributors during the tax year? <i>If "Yes," attach a schedule listing their names and addresses</i>		X

N/A

Part VII-A Statements Regarding Activities (continued)

	Yes	No
11 At any time during the year, did the foundation, directly or indirectly, own a controlled entity within the meaning of section 512(b)(13)? If "Yes," attach schedule (see instructions)		X
12 Did the foundation make a distribution to a donor advised fund over which the foundation or a disqualified person had advisory privileges? If "Yes," attach statement (see instructions)		X
13 Did the foundation comply with the public inspection requirements for its annual returns and exemption application? Website address ► <u>N/A</u>	X	
14 The books are in care of ► <u>JILL MCDERMOTT</u> Telephone no. ► <u>631-673-3556</u> Located at ► <u>126 BEDELL PLACE, MELVILLE, NY</u> ZIP+4 ► <u>11747</u>		
15 Section 4947(a)(1) nonexempt charitable trusts filing Form 990-PF in lieu of Form 1041 - Check here and enter the amount of tax-exempt interest received or accrued during the year		<input type="checkbox"/>
	15	N/A
16 At any time during calendar year 2015, did the foundation have an interest in or a signature or other authority over a bank, securities, or other financial account in a foreign country? See the instructions for exceptions and filing requirements for FinCEN Form 114. If "Yes," enter the name of the foreign country ►		X
	16	

Part VII-B Statements Regarding Activities for Which Form 4720 May Be Required

File Form 4720 if any item is checked in the "Yes" column, unless an exception applies.

	Yes	No
1a During the year did the foundation (either directly or indirectly):		
(1) Engage in the sale or exchange, or leasing of property with a disqualified person? <input type="checkbox"/> Yes <input checked="" type="checkbox"/> No		
(2) Borrow money from, lend money to, or otherwise extend credit to (or accept it from) a disqualified person? <input type="checkbox"/> Yes <input checked="" type="checkbox"/> No		
(3) Furnish goods, services, or facilities to (or accept them from) a disqualified person? <input type="checkbox"/> Yes <input checked="" type="checkbox"/> No		
(4) Pay compensation to, or pay or reimburse the expenses of, a disqualified person? <input type="checkbox"/> Yes <input checked="" type="checkbox"/> No		
(5) Transfer any income or assets to a disqualified person (or make any of either available for the benefit or use of a disqualified person)? <input type="checkbox"/> Yes <input checked="" type="checkbox"/> No		
(6) Agree to pay money or property to a government official? (Exception. Check "No" if the foundation agreed to make a grant to or to employ the official for a period after termination of government service, if terminating within 90 days.) <input type="checkbox"/> Yes <input checked="" type="checkbox"/> No		
b If any answer is "Yes" to 1a(1)-(6), did any of the acts fail to qualify under the exceptions described in Regulations section 53.4941(d)-3 or in a current notice regarding disaster assistance (see instructions)? Organizations relying on a current notice regarding disaster assistance check here	N/A	
	1b	
c Did the foundation engage in a prior year in any of the acts described in 1a, other than excepted acts, that were not corrected before the first day of the tax year beginning in 2015?		X
	1c	
2 Taxes on failure to distribute income (section 4942) (does not apply for years the foundation was a private operating foundation defined in section 4942(j)(3) or 4942(j)(5)).		
a At the end of tax year 2015, did the foundation have any undistributed income (lines 6d and 6e, Part XIII) for tax year(s) beginning before 2015? <input type="checkbox"/> Yes <input checked="" type="checkbox"/> No If "Yes," list the years ► _____, _____, _____		
b Are there any years listed in 2a for which the foundation is not applying the provisions of section 4942(a)(2) (relating to incorrect valuation of assets) to the year's undistributed income? (If applying section 4942(a)(2) to all years listed, answer "No" and attach statement - see instructions.)	N/A	
	2b	
c If the provisions of section 4942(a)(2) are being applied to any of the years listed in 2a, list the years here. ► _____, _____, _____, _____		
3a Did the foundation hold more than a 2% direct or indirect interest in any business enterprise at any time during the year? <input type="checkbox"/> Yes <input checked="" type="checkbox"/> No		
b If "Yes," did it have excess business holdings in 2015 as a result of (1) any purchase by the foundation or disqualified persons after May 26, 1969; (2) the lapse of the 5-year period (or longer period approved by the Commissioner under section 4943(c)(7)) to dispose of holdings acquired by gift or bequest; or (3) the lapse of the 10-, 15-, or 20-year first phase holding period? (Use Schedule C, Form 4720, to determine if the foundation had excess business holdings in 2015)	N/A	
	3b	
4a Did the foundation invest during the year any amount in a manner that would jeopardize its charitable purposes?		X
	4a	
b Did the foundation make any investment in a prior year (but after December 31, 1969) that could jeopardize its charitable purpose that had not been removed from jeopardy before the first day of the tax year beginning in 2015?		X
	4b	

Part VII-B Statements Regarding Activities for Which Form 4720 May Be Required (continued)

5a During the year did the foundation pay or incur any amount to:

(1) Carry on propaganda, or otherwise attempt to influence legislation (section 4945(e))? Yes No

(2) Influence the outcome of any specific public election (see section 4955); or to carry on, directly or indirectly, any voter registration drive? Yes No

(3) Provide a grant to an individual for travel, study, or other similar purposes? Yes No

(4) Provide a grant to an organization other than a charitable, etc., organization described in section 4945(d)(4)(A)? (see instructions) Yes No

(5) Provide for any purpose other than religious, charitable, scientific, literary, or educational purposes, or for the prevention of cruelty to children or animals? Yes No

b If any answer is "Yes" to 5a(1)-(5), did any of the transactions fail to qualify under the exceptions described in Regulations section 53.4945 or in a current notice regarding disaster assistance (see instructions)? Yes No
 Organizations relying on a current notice regarding disaster assistance check here N/A

c If the answer is "Yes" to question 5a(4), does the foundation claim exemption from the tax because it maintained expenditure responsibility for the grant? Yes No
 If "Yes," attach the statement required by Regulations section 53.4945-5(d) N/A

6a Did the foundation, during the year, receive any funds, directly or indirectly, to pay premiums on a personal benefit contract? Yes No

b Did the foundation, during the year, pay premiums, directly or indirectly, on a personal benefit contract? Yes No

If "Yes" to 6b, file Form 8870

7a At any time during the tax year, was the foundation a party to a prohibited tax shelter transaction? Yes No

b If "Yes," did the foundation receive any proceeds or have any net income attributable to the transaction? Yes No

Part VIII Information About Officers, Directors, Trustees, Foundation Managers, Highly Paid Employees, and Contractors

1 List all officers, directors, trustees, foundation managers and their compensation.

(a) Name and address	(b) Title, and average hours per week devoted to position	(c) Compensation (If not paid, enter -0-)	(d) Contributions to employee benefit plans and deferred compensation	(e) Expense account, other allowances
THOMAS FRANKFURTH 17529 EDINBURGH DR TAMPA, FL 33647	CO-TRUSTEE 0.00	0.	0.	0.
JILL MCDERMOTT 126 BEDELL PLACE MELVILLE, NY 11747	CO-TRUSTEE 0.00	0.	0.	0.
PAUL FRANKFURTH 2838 W MALLORY BLVD JUPITER, FL 33458	CO-TRUSTEE 0.00	0.	0.	0.

2 Compensation of five highest-paid employees (other than those included on line 1). If none, enter "NONE."

(a) Name and address of each employee paid more than \$50,000	(b) Title, and average hours per week devoted to position	(c) Compensation	(d) Contributions to employee benefit plans and deferred compensation	(e) Expense account, other allowances
NONE				

Total number of other employees paid over \$50,000 0

Part VIII Information About Officers, Directors, Trustees, Foundation Managers, Highly Paid Employees, and Contractors (continued)

3 Five highest-paid independent contractors for professional services. If none, enter "NONE."

Table with 3 columns: (a) Name and address of each person paid more than \$50,000, (b) Type of service, (c) Compensation. Row 1 contains 'NONE'.

Total number of others receiving over \$50,000 for professional services 0

Part IX-A Summary of Direct Charitable Activities

Table with 2 columns: Description of activities, Expenses. Row 1 contains 'N/A'.

Part IX-B Summary of Program-Related Investments

Table with 2 columns: Description of investments, Amount. Rows 1 and 2 contain 'N/A'. Row 3 is for 'All other program-related investments'.

Total. Add lines 1 through 3 0.

Part X

Minimum Investment Return (All domestic foundations must complete this part. Foreign foundations, see instructions)

1 Fair market value of assets not used (or held for use) directly in carrying out charitable, etc., purposes:			
a	Average monthly fair market value of securities	1a	462,681.
b	Average of monthly cash balances	1b	17,298.
c	Fair market value of all other assets	1c	
d	Total (add lines 1a, b, and c)	1d	479,979.
e	Reduction claimed for blockage or other factors reported on lines 1a and 1c (attach detailed explanation)	1e	0.
2	Acquisition indebtedness applicable to line 1 assets	2	0.
3	Subtract line 2 from line 1d	3	479,979.
4	Cash deemed held for charitable activities. Enter 1 1/2% of line 3 (for greater amount, see instructions)	4	7,200.
5	Net value of noncharitable-use assets. Subtract line 4 from line 3. Enter here and on Part V, line 4	5	472,779.
6	Minimum investment return. Enter 5% of line 5	6	23,639.

Part XI

Distributable Amount (see instructions) (Section 4942(j)(3) and (j)(5) private operating foundations and certain foreign organizations check here and do not complete this part.)

1 Minimum investment return from Part X, line 6		1	23,639.
2a	Tax on investment income for 2015 from Part VI, line 5	2a	149.
b	Income tax for 2015. (This does not include the tax from Part VI.)	2b	
c	Add lines 2a and 2b	2c	149.
3	Distributable amount before adjustments. Subtract line 2c from line 1	3	23,490.
4	Recoveries of amounts treated as qualifying distributions	4	0.
5	Add lines 3 and 4	5	23,490.
6	Deduction from distributable amount (see instructions)	6	0.
7	Distributable amount as adjusted. Subtract line 6 from line 5. Enter here and on Part XIII, line 1	7	23,490.

Part XII

Qualifying Distributions (see instructions)

1 Amounts paid (including administrative expenses) to accomplish charitable, etc., purposes:			
a	Expenses, contributions, gifts, etc. - total from Part I, column (d), line 26	1a	27,213.
b	Program-related investments - total from Part IX-B	1b	0.
2	Amounts paid to acquire assets used (or held for use) directly in carrying out charitable, etc., purposes	2	
3	Amounts set aside for specific charitable projects that satisfy the:		
a	Suitability test (prior IRS approval required)	3a	
b	Cash distribution test (attach the required schedule)	3b	
4	Qualifying distributions. Add lines 1a through 3b. Enter here and on Part V, line 8, and Part XIII, line 4	4	27,213.
5	Foundations that qualify under section 4940(e) for the reduced rate of tax on net investment income. Enter 1% of Part I, line 27b	5	0.
6	Adjusted qualifying distributions. Subtract line 5 from line 4	6	27,213.

Note The amount on line 6 will be used in Part V, column (b), in subsequent years when calculating whether the foundation qualifies for the section 4940(e) reduction of tax in those years.

Part XIII Undistributed Income (see instructions)

	(a) Corpus	(b) Years prior to 2014	(c) 2014	(d) 2015
1 Distributable amount for 2015 from Part XI, line 7				23,490.
2 Undistributed income, if any, as of the end of 2015				
a Enter amount for 2014 only			0.	
b Total for prior years:		0.		
3 Excess distributions carryover, if any, to 2015:				
a From 2010	26,673.			
b From 2011	4,665.			
c From 2012	18,266.			
d From 2013	15,721.			
e From 2014				
f Total of lines 3a through e	65,325.			
4 Qualifying distributions for 2015 from Part XII, line 4 ▶ \$	27,213.			
a Applied to 2014, but not more than line 2a			0.	
b Applied to undistributed income of prior years (Election required - see instructions)		0.		
c Treated as distributions out of corpus (Election required - see instructions)	0.			
d Applied to 2015 distributable amount				23,490.
e Remaining amount distributed out of corpus	3,723.			
5 Excess distributions carryover applied to 2015 (If an amount appears in column (d), the same amount must be shown in column (a))	0.			0.
6 Enter the net total of each column as indicated below:	69,048.			
a Corpus Add lines 3f, 4c, and 4e Subtract line 5				
b Prior years' undistributed income. Subtract line 4b from line 2b		0.		
c Enter the amount of prior years' undistributed income for which a notice of deficiency has been issued, or on which the section 4942(a) tax has been previously assessed		0.		
d Subtract line 6c from line 6b Taxable amount - see instructions		0.		
e Undistributed income for 2014 Subtract line 4a from line 2a. Taxable amount - see instr.			0.	
f Undistributed income for 2015. Subtract lines 4d and 5 from line 1. This amount must be distributed in 2016				0.
7 Amounts treated as distributions out of corpus to satisfy requirements imposed by section 170(b)(1)(F) or 4942(g)(3) (Election may be required - see instructions)	0.			
8 Excess distributions carryover from 2010 not applied on line 5 or line 7	26,673.			
9 Excess distributions carryover to 2016. Subtract lines 7 and 8 from line 6a	42,375.			
10 Analysis of line 9.				
a Excess from 2011	4,665.			
b Excess from 2012	18,266.			
c Excess from 2013	15,721.			
d Excess from 2014				
e Excess from 2015	3,723.			

Part XIV Private Operating Foundations (see instructions and Part VII-A, question 9) N/A

1 a If the foundation has received a ruling or determination letter that it is a private operating foundation, and the ruling is effective for 2015, enter the date of the ruling ▶

b Check box to indicate whether the foundation is a private operating foundation described in section 4942(j)(3) or 4942(j)(5)

	Tax year				(e) Total
	(a) 2015	(b) 2014	(c) 2013	(d) 2012	
2 a Enter the lesser of the adjusted net income from Part I or the minimum investment return from Part X for each year listed					
b 85% of line 2a					
c Qualifying distributions from Part XII, line 4 for each year listed					
d Amounts included in line 2c not used directly for active conduct of exempt activities					
e Qualifying distributions made directly for active conduct of exempt activities. Subtract line 2d from line 2c					
3 Complete 3a, b, or c for the alternative test relied upon:					
a "Assets" alternative test - enter:					
(1) Value of all assets					
(2) Value of assets qualifying under section 4942(j)(3)(B)(i)					
b "Endowment" alternative test - enter 2/3 of minimum investment return shown in Part X, line 6 for each year listed					
c "Support" alternative test - enter:					
(1) Total support other than gross investment income (interest, dividends, rents, payments on securities loans (section 512(a)(5)), or royalties)					
(2) Support from general public and 5 or more exempt organizations as provided in section 4942(j)(3)(B)(iii)					
(3) Largest amount of support from an exempt organization					
(4) Gross investment income					

Part XV Supplementary Information (Complete this part only if the foundation had \$5,000 or more in assets at any time during the year-see instructions.)

1 **Information Regarding Foundation Managers:**
 a List any managers of the foundation who have contributed more than 2% of the total contributions received by the foundation before the close of any tax year (but only if they have contributed more than \$5,000) (See section 507(d)(2).)

NONE

b List any managers of the foundation who own 10% or more of the stock of a corporation (or an equally large portion of the ownership of a partnership or other entity) of which the foundation has a 10% or greater interest.

NONE

2 **Information Regarding Contribution, Grant, Gift, Loan, Scholarship, etc., Programs:**
 Check here if the foundation only makes contributions to preselected charitable organizations and does not accept unsolicited requests for funds. If the foundation makes gifts, grants, etc. (see instructions) to individuals or organizations under other conditions, complete items 2a, b, c, and d.

a The name, address, and telephone number or e-mail address of the person to whom applications should be addressed:

b The form in which applications should be submitted and information and materials they should include:

c Any submission deadlines:

d Any restrictions or limitations on awards, such as by geographical areas, charitable fields, kinds of institutions, or other factors:

Part XV. Supplementary Information (continued)

3 Grants and Contributions Paid During the Year or Approved for Future Payment

Recipient Name and address (home or business)	If recipient is an individual, show any relationship to any foundation manager or substantial contributor	Foundation status of recipient	Purpose of grant or contribution	Amount
<i>a Paid during the year</i>				
ALS				100.
AMERICAN CANCER SOCIETY				500.
UCPN				800.
UNICEF				500.
MAKE A WISH				1,100.
Total	SEE CONTINUATION SHEET(S)			▶ 3a 27,213.
<i>b Approved for future payment</i>				
NONE				
Total				▶ 3b 0.

Part XV Supplementary Information**3** Grants and Contributions Paid During the Year (Continuation)

Recipient Name and address (home or business)	If recipient is an individual, show any relationship to any foundation manager or substantial contributor	Foundation status of recipient	Purpose of grant or contribution	Amount
ROTARY DIST 6890 FDN				100.
UNITED CEREBRAL PALSY				800.
COLLEGE AMERICA				650.
CUMU MYF				300.
FISHER HOUSE				1,350.
SHARE OUR STRENGTH				300.
GFWC NEW TAMPA JR WOMENS CL				2,500.
W&L ANNUAL FUND				500.
LEUKEMIA LYMPHOMA SOC LLS				1,000.
CYSTIC FIBROSIS FND				1,200.
Total from continuation sheets				24,213.

Part XV Supplementary Information**3 Grants and Contributions Paid During the Year (Continuation)**

Recipient Name and address (home or business)	If recipient is an individual, show any relationship to any foundation manager or substantial contributor	Foundation status of recipient	Purpose of grant or contribution	Amount
ROTARY DIST 6890 FDN				90.
SALVATION ARMY				500.
SOAR FOUNDATION				550.
ST JUDES				1,000.
ST MARK THE EVANGELIST				950.
STEVE NASH FOUNDATION				1,150.
BLATANT LACROSSE BOOSTER				650.
FREIDREICH ATAXIA RESEARCH				6,530.
ALZ AWARENESS				525.
NOOM ROTARY				300.
Total from continuation sheets				

Part XV Supplementary Information

3 Grants and Contributions Paid During the Year (Continuation)

Recipient Name and address (home or business)	If recipient is an individual, show any relationship to any foundation manager or substantial contributor	Foundation status of recipient	Purpose of grant or contribution	Amount
MARCH OF DIMES				500.
MOFFITT CANCER CTR				1,000.
LARGER THAN LIFE				100.
WARD MELVILLE HERTIAGE ORG				1,168.
LONG ISLAND CARES				500.
Total from continuation sheets				

FORM 990-PF INTEREST ON SAVINGS AND TEMPORARY CASH INVESTMENTS STATEMENT 1

SOURCE	(A) REVENUE PER BOOKS	(B) NET INVESTMENT INCOME	(C) ADJUSTED NET INCOME
UBS	1,906.	1,906.	
TOTAL TO PART I, LINE 3	1,906.	1,906.	

FORM 990-PF DIVIDENDS AND INTEREST FROM SECURITIES STATEMENT 2

SOURCE	GROSS AMOUNT	CAPITAL GAINS DIVIDENDS	(A) REVENUE PER BOOKS	(B) NET INVEST- MENT INCOME	(C) ADJUSTED NET INCOME
UBS	10,159.	1,994.	8,165.	8,165.	
TO PART I, LINE 4	10,159.	1,994.	8,165.	8,165.	

FORM 990-PF OTHER PROFESSIONAL FEES STATEMENT 3

DESCRIPTION	(A) EXPENSES PER BOOKS	(B) NET INVEST- MENT INCOME	(C) ADJUSTED NET INCOME	(D) CHARITABLE PURPOSES
UBS	5,761.	5,761.		0.
TO FORM 990-PF, PG 1, LN 16C	5,761.	5,761.		0.

FORM 990-PF CORPORATE STOCK STATEMENT 4

DESCRIPTION	BOOK VALUE	FAIR MARKET VALUE
UBS	435,557.	462,681.
TOTAL TO FORM 990-PF, PART II, LINE 10B	435,557.	462,681.



UBS Financial Services Inc
43 Village Way
Suite 201
Hudson OH 44236-5383

CNP7001211451 1215 X12 XD 0

2015 Year End Summary

Account name: THE FRANKFURTH FAMILY
FOUNDATION

Account number: XD 11914 P3

Your Financial Advisor:
TPG WEALTH MANAGEMENT
Phone 330-655-8300/800-216-4638

THE FRANKFURTH FAMILY
FOUNDATION
126 BEDELL PLACE
MELVILLE NY 11747-2801

Summary of banking activity

Checks	Year to date (\$)
	-26,725 39

Summary of gains and losses

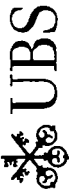
	Amount (\$)
Short term	-15,267 92
Long term	16,416 29
Total	\$1,148.37

Checks

Check number	Date cleared	Description	Amount (\$)
001089	Feb 3, 15	W&L ANNUAL FUND	500 00
001090	Feb 17, 15	GFWC NEW TAMPA JR WOMENS CL	2,500 00
001091	Feb 25, 15	ST MARK THE EVANGELIST	950 00
001093	Apr 24, 15	NOOM ROTARY	300 00
001094	Apr 20, 15	MARCH OF DIMES	500 00
001095	Apr 29, 15	MOFFITT CANCER CENTER FDN	1,000 00
001134	Jan 21, 15	UBS BANK USA CARD SVC	141 79
001135	Mar 17, 15	UBS CARD SERVICES	130 00

Check number	Date cleared	Description	Amount (\$)
001136	Mar 31, 15	US TREASURY	237 27
001137	Apr 20, 15	H111 SEPTA	550 00
001138	Apr 20, 15	BLATANT	650 00
001139	Jun 3, 15	LARGER THAN LIFE	100 00
001140	May 5, 15	UBS BANK USA CARD SERVICES	800 00
001141	May 13, 15	UBS BANK USA CARD SVCS	825 00
001142	May 28, 15	ALS RIDE FOR LIFE	100 00
001143	Jun 17, 15	UBS BANK USA CARD SVCS	1,760 00

continued next page



Portfolio Management Program

Account name: THE FRANKFURTH FAMILY
Account number: XD 11914 P3

Your Financial Advisor:
TPG WEALTH MANAGEMENT
330-655-8300/800-216-4638

Checks (continued)

Check number	Date cleared	Description	Amount (\$)
001144	Jul 8, 15	THE STEVE NASH FDN	1,150 00
001145	Sep 17, 15	WALK RUN BEAUTY FUND WOOD M	1,000 00
001146	Sep 14, 15	UBS BANK USA CARD SVC	100 00
001147	Sep 15, 15	MAKE A WISH NY INC	100 00
001148	Oct 8, 15	US FUND FOR UNICEF	500 00
001149	Oct 13, 15	MAKE A WISH SUFFOLK CO NY I	1,000 00

Check number	Date cleared	Description	Amount (\$)
001150	Oct 14, 15	UBS BANK USA CARD SERVICES	7,997 70
001152	Nov 23, 15	LONG ISLAND CARES INC HENRY	500 00
001153	Nov 20, 15	SALVATION ARMY	500 00
001154	Nov 16, 15	UBS BANK USA CARD SVCS	1,000 00
001155	Dec 15, 15	UNITED STATES TREASURY	483 63
001156	Dec 15, 15	UBS BANK USA CARD SVC	1,350 00
Total			\$26,725.39
Total Checks			\$26,725.39

Realized gains and losses

Estimated 2015 gains and losses for transactions with trade dates through 12/31/15 have been incorporated into this statement. Please note that gain or loss recognized on the sale or redemption of certain Structured Products, like Contingent Debt Securities, may be ordinary, and not capital, gain or loss. Please check with your tax advisor. To calculate gains and losses, we liquidate the oldest security lot first. This is known as the first-in, first-out or FIFO accounting method. We use this method unless you specified which tax lot to close when you placed your order. This is known as a versus purchases or VSP order.

Short-term capital gains and losses

Security description	Method	Quantity or face value	Purchase date	Sale date	Sale amount (\$)	Cost basis (\$)	Wash sale cost basis adjustment (\$)	Loss (\$)	Gain (\$)
AETNA INC	FIFO	1 000	Dec 23, 14	Jan 27, 15	94 05	89 92			4 13
	FIFO	16 000	Dec 23, 14	Feb 17, 15	1,543 81	1,438 72			105 09
	FIFO	2 000	Dec 23, 14	Mar 12, 15	202 23	179 84			22 39
AKORN INC	FIFO	96 000	Feb 10, 15	Mar 10, 15	4,405 36	4,462 08		-56 72	
	FIFO	1 000	Feb 25, 15	Mar 10, 15	45 89	46 28		-0 39	
AMERICA MOVIL S A B DE C V SER L SPON ADR	FIFO	108 000	Sep 12, 14	Jan 29, 15	2,359 39	2,774 52		-415 13	
	FIFO	1 000	Oct 22, 14	Jan 29, 15	21 85	23 82		-1 97	
	FIFO	18 000	Nov 11, 14	Jan 29, 15	393 23	422 10		-28 87	
AMTRUST FINANCIAL SERVICES INC	FIFO	42 000	Nov 14, 14	Jan 05, 15	2,242 79	2,188 62			54 17
	FIFO	15 000	Nov 14, 14	Jan 05, 15	800 99	777 60			23 39

continued next page



Portfolio Management Program

Account name
Account number

THE FRANKFURTH FAMILY
XD 11914 P3

Your Financial Advisor:
TPG WEALTH MANAGEMENT
330-655-8300/800-216-4638

Realized gains and losses (continued)

Short-term capital gains and losses (continued)

Security description	Method	Quantity or face value	Purchase date	Sale date	Sale amount (\$)	Cost basis (\$)	Wash sale cost basis adjustment (\$)	Loss (\$)	Gain (\$)
ANHEUSER BUSCH INBEV SPON ADR	FIFO	14 000	Oct 21, 14	Mar 05, 15	1,784 83	1,514 38			270 45
	FIFO	10 000	Oct 21, 14	May 07, 15	1,201 88	1,081 70			120 18
	FIFO	2 000	Nov 14, 14	May 07, 15	240 37	220 96			19 41
	FIFO	1 000	Nov 14, 14	May 07, 15	120 19	109 73			10 46
APPLE INC	FIFO	4 000	Jan 28, 15	Mar 12, 15	493 11	468 80			24 31
APPLIED MATERIALS INC	FIFO	177 000	Nov 21, 14	Jul 28, 15	3,131 08	4,016 13		-885 05	
	FIFO	51 000	Apr 27, 15	Jul 28, 15	902 17	1,015 41		-113 24	
ASTRONICS CORP	FIFO	10 000	Dec 31, 14	Jun 02, 15	722 59	555 00			167 59
ASTRONICS CORP CL B	FIFO	0 200	Dec 31, 14	Oct 22, 15	7 67	9 68		-2 01	
	FIFO	11 050	Dec 31, 14	Oct 28, 15	417 80	534 73		-116 93	
	FIFO	1 950	Aug 17, 15	Oct 28, 15	73 73	100 02		-26 29	
BIO REFERENCE LAB INC NEW NEW **MERGER EFF 08/2015**	FIFO	56 000	Mar 05, 15	Aug 10, 15	2,094 92	1,908 48			186 44
CALVERT HIGH YLD BND Y	FIFO	984 790	Nov 07, 14	Aug 21, 15	27,958 19	30,164 11		-2,205 92	
	FIFO	4 510	Nov 25, 14	Aug 21, 15	128 03	136 74		-8 71	
	FIFO	15 162	Dec 11, 14	Aug 21, 15	430 45	436 66		-6 21	
	FIFO	9 566	Dec 11, 14	Aug 21, 15	271 58	275 51		-3 93	
	FIFO	4 977	Dec 29, 14	Aug 21, 15	141 30	143 64		-2 34	
	FIFO	5 072	Jan 29, 15	Aug 21, 15	143 99	146 12		-2 13	
	FIFO	3 923	Feb 26, 15	Aug 21, 15	111 38	114 16		-2 78	
	FIFO	4 393	Mar 26, 15	Aug 21, 15	124 71	127 09		-2 38	
	FIFO	4 166	Apr 23, 15	Aug 21, 15	118 28	121 69		-3 41	
	FIFO	3 957	May 28, 15	Aug 21, 15	112 34	115 66		-3 32	
	FIFO	4 049	Jun 25, 15	Aug 21, 15	114 95	117 18		-2 23	
	FIFO	4 315	Jul 30, 15	Aug 21, 15	122 50	123 84		-1 34	
CELADON GROUP INC	FIFO	165 000	Mar 30, 15	Aug 26, 15	3,049 97	4,554 54		-1,504 57	
	FIFO	32 000	May 29, 15	Aug 26, 15	591 51	739 18		-147 67	
	FIFO	116 000	May 29, 15	Aug 26, 15	2,156 15	2,679 51		-523 36	

continued next page



Portfolio Management Program

Account name
Account number

THE FRANKFURTH FAMILY
XD 11914 P3

Your Financial Advisor:
TPG WEALTH MANAGEMENT
330-655-8300/800-216-4638

Realized gains and losses (continued)

Short-term capital gains and losses (continued)

Security description	Method	Quantity or face value	Purchase date	Sale date	Sale amount (\$)	Cost basis (\$)	Wash sale cost basis adjustment(\$)	Loss (\$)	Gain (\$)
CENTER COAST MLP FOCUS FUND CLASS I	Adjustment	14 553	Jan 29, 14	Jan 16, 15	159 50	153 64			5 86
	Adjustment	14 468	Feb 26, 14	Jan 16, 15	158 58	154 96			3 62
	Adjustment	14 584	Mar 27, 14	Jan 16, 15	159 84	156 24			3 60
	Adjustment	14 181	Apr 28, 14	Jan 16, 15	155 43	157 61		-2 18	
	Adjustment	13 992	May 28, 14	Jan 16, 15	153 35	158 93		-5 58	
	Adjustment	13 613	Jun 26, 14	Jan 16, 15	149 20	160 24		-11 04	
	Adjustment	13 677	Jul 29, 14	Jan 16, 15	149 90	160 61		-10 71	
	Adjustment	13 296	Aug 27, 14	Jan 16, 15	145 72	161 86		-16 14	
	Adjustment	11 776	Sep 26, 14	Jan 16, 15	129 07	141 26		-12 19	
	Adjustment	12 102	Oct 29, 14	Jan 16, 15	132 63	142 29		-9 66	
	Adjustment	12 306	Nov 11, 14	Jan 16, 15	134 88	143 34		-8 46	
	FIFO	12 189	Nov 24, 14	Jan 16, 15	133 59	144 44		-10 85	
CHINA PETROLEUM & CHEMICAL CORP SPON ADR	FIFO	1 000	Apr 21, 15	Jul 24, 15	76 80	89 96		-13 16	
	FIFO	7 000	Apr 21, 15	Jul 28, 15	527 65	629 72		-102 07	
	FIFO	8 000	May 18, 15	Jul 28, 15	603 03	707 28		-104 25	
CHINA TELECOM CORP LTD REPSTG H SHS SPON ADR	FIFO	20 000	Apr 16, 15	Aug 11, 15	1,119 78	1,457 00		-337 22	
	FIFO	2 000	Apr 20, 15	Aug 11, 15	111 98	145 30		-33 32	
	FIFO	9 000	Apr 23, 15	Aug 11, 15	503 90	670 50		-166 60	
	FIFO	1 000	May 04, 15	Aug 11, 15	55 99	76 47		-20 48	
	FIFO	7 000	May 05, 15	Aug 11, 15	391 92	513 73		-121 81	
DTE ENERGY CO	FIFO	17 000	Jan 07, 15	Nov 10, 15	1,357 43	1,479 51		-122 08	
EASTMAN CHEMICAL CO	FIFO	7 000	Mar 19, 14	Jan 21, 15	482 48	595 07		-112 59	
	FIFO	8 000	Nov 13, 14	Jan 21, 15	551 41	671 76		-120 35	
FEDERATED INTERNATIONAL STRATEGIC VALUE DIVIDEND FUND CLASS IS	FIFO	6 743	Jul 30, 14	Jul 01, 15	25 76	30 14		-4 38	
	FIFO	28 029	Aug 28, 14	Jul 01, 15	107 07	124 45		-17 38	
	FIFO	15 712	Sep 29, 14	Jul 01, 15	60 02	66 62		-6 60	

continued next page



Portfolio Management Program

Account name: THE FRANKFURTH FAMILY
 Account number: XD 11914 P3

Your Financial Advisor:
 TPG WEALTH MANAGEMENT
 330-655-8300/800-216-4638

Realized gains and losses (continued)

Short-term capital gains and losses (continued)

Security description	Method	Quantity or face value	Purchase date	Sale date	Sale amount (\$)	Cost basis (\$)	Wash sale cost basis adjustment (\$)	Loss (\$)	Gain (\$)
	FIFO	20 683	Nov 26, 14	Jul 01, 15	79 01	87 49		-8 48	
	FIFO	24 897	Dec 26, 14	Jul 01, 15	95 10	99 34		-4 24	
	FIFO	6 461	Dec 26, 14	Jul 01, 15	24 68	25 78		-1 10	
	FIFO	23 108	Dec 26, 14	Jul 01, 15	88 28	92 20		-3 92	
	FIFO	14 209	Jan 29, 15	Jul 01, 15	54 27	56 98		-2 71	
	FIFO	18 254	Feb 26, 15	Jul 01, 15	69 73	73 93		-4 20	
	FIFO	34 621	Mar 30, 15	Jul 01, 15	132 26	135 02		-2 76	
	FIFO	25 797	Apr 29, 15	Jul 01, 15	98 54	103 96		-5 42	
	FIFO	25 345	May 28, 15	Jul 01, 15	96 82	100 62		-3 80	
	FIFO	27 453	Jun 29, 15	Jul 01, 15	104 87	105 42		-0 55	
GENWORTH FINANCIAL INC CL A	FIFO	5 000	May 19, 14	Mar 02, 15	36 70	86 95		-50 25	
ISHARES TRUST CORE S&P MID-CAP ETF	FIFO	47 000	Aug 28, 15	Nov 16, 15	6,637 22	6,690 12		-52 90	
ITC HOLDINGS CORP	FIFO	11 000	Apr 13, 15	Nov 11, 15	355 29	393 03		-37 74	
	FIFO	22 000	Jul 20, 15	Nov 11, 15	710 59	745 14		-34 55	
MENTOR GRAPHICS CORP	FIFO	14 000	Jun 13, 14	Feb 27, 15	334 45	295 68			38 77
OUTERWALL INC COM	FIFO	45 000	Dec 11, 14	Mar 30, 15	2,942 95	3,255 30		-312 35	
	FIFO	16 000	Dec 11, 14	Oct 14, 15	950 22	1,157 44		-207 22	
	FIFO	3 000	Jan 20, 15	Oct 14, 15	178 17	206 40		-28 23	
	FIFO	5 000	Jan 30, 15	Oct 14, 15	296 94	317 80		-20 86	
PBF ENERGY INC CL A	FIFO	101 000	Dec 05, 14	Mar 10, 15	2,899 65	2,898 70			0 95
	FIFO	61 000	Dec 09, 14	Mar 10, 15	1,751 28	1,667 13			84 15
PHILLIPS 66	FIFO	40 000	Feb 06, 15	Aug 26, 15	2,899 95	3,038 00		-138 05	
POWERSHARES ETF TR II S&P500 ETF	FIFO	742 000	Nov 13, 14	May 07, 15	27,605 84	27,463 47			142 37
	FIFO	72 000	Nov 13, 14	Nov 09, 15	2,733 71	2,664 92			68 79
	FIFO	737 000	Dec 30, 14	Nov 09, 15	27,982 52	28,442 32		-459 80	
POWERSHARES ETF TR II S&P500 ETF	FIFO	911 000	Jan 22, 15	Aug 14, 15	29,087 83	30,125 80		-1,037 97	

continued next page



Portfolio Management Program

Account name: THE FRANKFURTH FAMILY
Account number: XD 11914 P3

Your Financial Advisor:
TPG WEALTH MANAGEMENT
330-655-8300/800-216-4638

Realized gains and losses (continued)

Short-term capital gains and losses (continued)

Security description	Method	Quantity or face value	Purchase date	Sale date	Sale amount (\$)	Cost basis (\$)	Wash sale cost basis adjustment(\$)	Loss (\$)	Gain (\$)
RIVERNORTH/DOUBLELINE STRATEGIC INCOME FUND I	FIFO	11 619	Dec 30, 14	Dec 22, 15	120 03	125 14		-5 11	
	FIFO	4 191	Jan 29, 15	Dec 22, 15	43 29	45 51		-2 22	
	FIFO	3 994	Feb 26, 15	Dec 22, 15	41 26	43 41		-2 15	
	FIFO	3 801	Mar 30, 15	Dec 22, 15	39 26	41 35		-2 09	
	FIFO	4 100	Apr 29, 15	Dec 22, 15	42 36	44 81		-2 45	
	FIFO	394 495	May 22, 15	Dec 22, 15	4,075 13	4,300 00		-224 87	
	FIFO	7 180	May 28, 15	Dec 22, 15	74 17	77 90		-3 73	
	FIFO	7 308	Jun 29, 15	Dec 22, 15	75 49	77 76		-2 27	
	FIFO	8 099	Jul 30, 15	Dec 22, 15	83 66	85 85		-2 19	
	FIFO	8 261	Aug 28, 15	Dec 22, 15	85 34	86 58		-1 24	
	FIFO	8 970	Sep 29, 15	Dec 22, 15	92 66	92 93		-0 27	
	FIFO	8 960	Oct 29, 15	Dec 22, 15	92 56	93 81		-1 25	
	FIFO	9 465	Nov 27, 15	Dec 22, 15	97 77	98 15		-0 38	
SPDR GOLD TRUST	FIFO	56 000	Jul 24, 14	Jul 17, 15	6,083 89	6,939 55		-855 66	
	FIFO	50 000	Aug 25, 14	Jul 17, 15	5,432 03	6,132 47		-700 44	
	FIFO	12 000	Nov 19, 14	Jul 17, 15	1,303 69	1,371 72		-68 03	
SPDR S&P MIDCAP 400 ETF	FIFO	43 000	May 15, 15	Aug 21, 15	11,225 01	11,978 13		-753 12	
SPIRIT AEROSYSTEMS HOLDINGS INC CL A	FIFO	21 000	Mar 13, 15	Jun 01, 15	1,152 88	1,055 88			97 00
	FIFO	2 000	Mar 13, 15	Jul 10, 15	110 09	100 56			9 53
SPIRIT AIRLINES INC	FIFO	10 000	Dec 09, 14	Mar 02, 15	764 29	747 60			16 69
STEEL DYNAMICS INC	FIFO	268 000	Dec 01, 14	Sep 24, 15	4,574 68	5,952 28		-1,377 60	
TESORO CORP	FIFO	48 000	Oct 15, 14	Mar 09, 15	4,234 00	2,748 96			1,485 04
	FIFO	35 000	Oct 15, 14	Aug 25, 15	3,163 59	2,004 45			1,159 14
	FIFO	15 000	Aug 19, 15	Aug 25, 15	1,355 83	1,580 55		-224 72	
TRINITY INDUSTRIES INC	FIFO	15 000	Oct 20, 14	Mar 11, 15	452 24	481 50		-29 26	
	FIFO	64 000	Jan 30, 15	Mar 11, 15	1,929 57	1,674 24			255 33
UNTD NAT FOODS INC	FIFO	28 000	Jul 17, 15	Aug 11, 15	1,265 58	1,763 44		-497 86	

continued next page



Portfolio Management Program

Account name: THE FRANKFURTH FAMILY
Account number: XD 11914 P3

Your Financial Advisor:
TPG WEALTH MANAGEMENT
330-655-8300/800-216-4638

Realized gains and losses (continued)

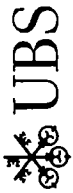
Short-term capital gains and losses (continued)

Security description	Method	Quantity or face value	Purchase date	Sale date	Sale amount (\$)	Cost basis (\$)	Wash sale cost basis adjustment(\$)	Loss (\$)	Gain (\$)
UNTD RENTALS INC	FIFO	32 000	Aug 28, 14	Jul 24, 15	2,064 62	3,722 88	-1,658 26		
	FIFO	3 000	Sep 24, 14	Jul 24, 15	193 56	338 19	-144 63		
	FIFO	3 000	Nov 03, 14	Jul 24, 15	193 56	338 52	-144 96		
	FIFO	1 000	Nov 13, 14	Jul 24, 15	64 52	112 88	-48 36		
	FIFO	7 000	Apr 22, 15	Jul 24, 15	451 64	657 93	-206 29		
	FIFO	10 000	May 28, 15	Jul 24, 15	645 19	950 00	-304 81		
VANGUARD INDEX FDS S&P 500 ETF	FIFO	70 000	Nov 19, 14	Aug 21, 15	12,819 20	13,143 90	-324 70		
VERIZON COMMUNICATIONS INC	FIFO	50 000	May 05, 15	Dec 11, 15	2,249 46	2,510 50	-261 04		
	FIFO	51 000	Aug 12, 15	Dec 11, 15	2,294 45	2,403 63	-109 18		
	FIFO	1 000	Sep 14, 15	Dec 11, 15	44 99	45 64	-0 65		
WESTROCK CO	FIFO	47 000	Jan 21, 15	Oct 21, 15	2,458 52	2,969 46	-510 94		
	FIFO	21 000	Feb 17, 15	Oct 21, 15	1,098 49	1,467 90	-369 41		
WHIRLPOOL CORP	FIFO	21 000	Feb 17, 15	Aug 10, 15	3,648 89	4,501 98	-853 09		
	FIFO	8 000	May 29, 15	Aug 10, 15	1,390 05	1,488 08	-98 03		
	FIFO	1 000	Jul 29, 15	Aug 10, 15	173 76	176 17	-2 41		
Total					\$252,660.29	\$267,928.21	-\$19,646.77		\$4,378 85
Net short-term capital gains and losses							-\$15,267.92		

Long-term capital gains and losses

Security description	Method	Quantity or face value	Purchase date	Sale date	Sale amount (\$)	Cost basis (\$)	Wash sale cost basis adjustment(\$)	Loss (\$)	Gain (\$)
AMERIPRISE FINANCIAL INC	FIFO	2 000	Feb 26, 13	Mar 25, 15	262 63	132 38			130 25
ARRIS GROUP INC NEW COM	FIFO	126 000	Feb 18, 14	Apr 24, 15	4,493 08	3,591 00			902 08
AT&T INC	FIFO	0 760	Jan 02, 01	Jul 27, 15	26 19	7 25			18 94
BIO REFERENCE LAB INC NEW NEW **MERGER EFF 08/2015**	FIFO	4 000	Nov 07, 12	Mar 26, 15	139 03	113 12			25 91
	FIFO	60 000	Nov 07, 12	Aug 10, 15	2,244 56	1,696 80			547 76

continued next page



Realized gains and losses (continued)

Long-term capital gains and losses (continued)

Security description	Method	Quantity or face value	Purchase date	Sale date	Sale amount (\$)	Cost basis (\$)	Wash sale cost basis adjustment (\$)	Loss (\$)	Gain (\$)
CAMERON INTL CORP	FIFO	12,000	Nov 27, 13	Aug 10, 15	448 91	357 24			91 67
	FIFO	3,000	Jun 24, 11	Mar 27, 15	135 03	137 94		-2 91	
	FIFO	6,000	Jul 14, 11	Mar 27, 15	270 05	298 01		-27 96	
	FIFO	18,000	Aug 05, 11	Mar 27, 15	810 17	861 03		-50 86	
	FIFO	15,000	Nov 08, 11	Mar 27, 15	675 14	785 19		-110 05	
CELGENE CORP	FIFO	28,000	Jan 28, 11	Nov 16, 15	3,085 82	733 40			2,352 42
CENTER COAST MLP FOCUS FUND CLASS I	Adjustment	2,343 218	Oct 07, 13	Jan 16, 15	25,681 67	24,337 76			1,343 91
	Adjustment	13,800	Oct 29, 13	Jan 16, 15	151 25	146 73			4 52
	Adjustment	14,125	Nov 13, 13	Jan 16, 15	154 82	148 17			6 65
	Adjustment	14,254	Nov 25, 13	Jan 16, 15	156 23	152 48			3 75
CIGNA CORP	FIFO	1,000	Nov 05, 13	Jan 20, 15	108 47	78 85			29 62
DANA HOLDING CORP	FIFO	119,000	Oct 30, 13	Nov 12, 15	1,836 14	2,270 52		-434 38	
DIRECTV **MERGER EFF 07/2015**	FIFO	30,000	Jan 02, 01	Jul 27, 15	1,396 25	541 25			855 00
DREYFUS GLOBAL REAL RETURN FUND I	FIFO	34,916	Jul 11, 12	Feb 13, 15	518 85	481 30			37 55
	FIFO	18,000	Mar 08, 13	Jan 21, 15	1,240 67	1,299 60		-58 93	
	FIFO	2,000	Mar 27, 13	Jan 21, 15	137 85	137 02			0 83
	FIFO	1,000	Apr 10, 13	Jan 21, 15	68 93	67 58			1 35
	FIFO	16,000	Oct 29, 13	Jan 21, 15	1,102 81	1,240 00		-137 19	
	FIFO	1,000	Nov 26, 13	Jan 21, 15	68 93	75 48		-6 55	
EATON CORP PLC	FIFO	33,000	Dec 03, 12	Aug 26, 15	1,770 42	1,619 27			151 15
ENTERPRISE PRODUCTS OPER 04 050% 021522 DTD082411 CALL@MW+30BP	FIFO	2,000,000	Feb 01, 12	May 21, 15	2,099 14	2,055 11			44 03
FEDERATED INTERNATIONAL STRATEGIC VALUE DIVIDEND FUND CLASS IS	FIFO	6,886 104	Oct 07, 13	Jul 01, 15	26,304 92	28,365 20		-2,060 28	
	FIFO	0 505	Oct 30, 13	Jul 01, 15	1 93	2 18		-0 25	
	FIFO	20,003	Nov 27, 13	Jul 01, 15	76 41	84 20		-7 79	

continued next page



Portfolio Management Program

Account name THE FRANKFURTH FAMILY
Account number XD 11914 P3

Your Financial Advisor
TPG WEALTH MANAGEMENT
330-655-8300/800-216-4638

Realized gains and losses (continued)

Long-term capital gains and losses (continued)

Security description	Method	Quantity or face value	Purchase date	Sale date	Sale amount (\$)	Cost basis (\$)	Wash sale cost basis adjustment(\$)	Loss (\$)	Gain (\$)
FILMIC NTS 04 375 % DUE 071715 DTD 071405 FC 01172006	FIFO	40 019	Dec 26, 13	Jul 01, 15	152 88	168 86		-15 98	
	FIFO	2 474	Dec 26, 13	Jul 01, 15	9 45	10 44		-0 99	
	FIFO	0 891	Dec 26, 13	Jul 01, 15	3 40	3 76		-0 36	
	FIFO	9 693	Jan 30, 14	Jul 01, 15	37 03	39 54		-2 51	
	FIFO	88 509	Feb 27, 14	Jul 01, 15	338 11	376 12		-38 01	
	FIFO	35 126	Mar 28, 14	Jul 01, 15	134 18	151 38		-17 20	
	FIFO	28 790	Apr 29, 14	Jul 01, 15	109 98	128 98		-19 00	
	FIFO	46 364	May 29, 14	Jul 01, 15	177 12	209 57		-32 45	
	FIFO	21 610	Jun 27, 14	Jul 01, 15	82 55	97 90		-15 35	
	FIFO	8,000 000	Mar 16, 12	Jul 17, 15	8,000 00	8,000 00			
GENWORTH FINANCIAL INC CL A	FIFO	103 000	Dec 19, 12	Jan 13, 15	779 12	756 02			23 10
	FIFO	52 000	Dec 19, 12	Jan 15, 15	371 81	381 68		-9 87	
	FIFO	47 000	Dec 19, 12	Mar 02, 15	344 97	344 98		-0 01	
HOME DEPOT INC	FIFO	7 000	Aug 07, 08	Mar 27, 15	786 93	172 27			614 66
	FIFO	23 000	Aug 07, 08	Apr 22, 15	2,597 80	566 01			2,031 79
ISHARES HIGH DIVID ETF	FIFO	34 000	Dec 19, 13	Jun 02, 15	2,595 43	2,370 48			224 95
	FIFO	181 000	Dec 20, 13	Jun 02, 15	13,816 82	12,671 19			1,145 63
	FIFO	193 000	Apr 16, 14	Jun 02, 15	14,732 86	14,011 80			721 06
ITC HOLDINGS CORP	FIFO	4 000	Nov 06, 13	Feb 05, 15	169 03	139 74			29 29
	FIFO	52 000	Nov 06, 13	Nov 10, 15	1,675 41	1,816 53		-141 12	
	FIFO	2 000	Nov 25, 13	Nov 10, 15	64 44	61 09			3 35
	FIFO	7 000	Nov 25, 13	Nov 11, 15	226 10	213 83			12 27
	FIFO	1 000	Jun 06, 14	Nov 11, 15	32 30	37 73		-5 43	
	FIFO	3 000	Jun 25, 14	Nov 11, 15	96 89	109 11		-12 22	
	FIFO	4 000	Sep 09, 14	Nov 11, 15	129 20	149 32		-20 12	
	FIFO	2 000	Sep 24, 14	Nov 11, 15	64 60	71 02		-6 42	
	FIFO	1 000	Oct 06, 14	Nov 11, 15	32 30	35 57		-3 27	

continued next page



Realized gains and losses (continued)

Long-term capital gains and losses (continued)

Security description	Method	Quantity or face value	Purchase date	Sale date	Sale amount (\$)	Cost basis (\$)	Wash sale cost basis adjustment (\$)	Loss (\$)	Gain (\$)
KAPSTONE PAPER AND PACKAGING CORP	FIFO	7 000	Feb 21, 13	Jan 20, 15	213 63	89 67			123 96
MENTOR GRAPHICS CORP	FIFO	98 000	Sep 16, 13	Feb 27, 15	2,341 18	2,241 26			99 92
	FIFO	3 000	Oct 17, 13	Feb 27, 15	71 67	68 55			3 12
MICROSOFT CORP	FIFO	52 000	Dec 27, 90	May 27, 15	2,465 79	54 76			2,411 03
RIVERNORTH/DOUBLELINE STRATEGIC INCOME FUND I	FIFO	1,386 481	Nov 19, 14	Dec 22, 15	14,322 35	15,098 78		-776 43	
	FIFO	4 688	Nov 26, 14	Dec 22, 15	48 42	51 05		-2 63	
ROYAL BK OF SCOTL& PLC	FIFO	2,000 000	Oct 27, 10	Sep 21, 15	2,000 00	2,000 00			
FC032011 NTS B/E	FIFO	144 000	Jul 11, 14	Jul 17, 15	15,644 26	18,486 85		-2,842 59	
SPDR GOLD TRUST	FIFO	1 000	Mar 19, 13	Jan 29, 15	77 49	26 13			51 36
SPIRIT AIRLINES INC	FIFO	44 000	Mar 19, 13	Mar 02, 15	3,362 86	1,149 72			2,213 14
	FIFO	5 000	Oct 14, 13	Mar 02, 15	382 14	201 70			180 44
SYNAPTICS INC	FIFO	9 000	Jun 07, 13	Mar 12, 15	719 00	360 36			358 64
TCW T/R BOND FD-I	FIFO	1,505 999	Jul 11, 12	Jan 30, 15	15,707 57	14,765 57			942 00
	FIFO	269 266	Jul 11, 12	Feb 13, 15	2,786 90	2,640 02			146 88
TIME WARNER INC B/E	FIFO	2,000 000	Nov 08, 11	May 21, 15	2,201 98	2,129 65			72 33
04 750% 032921 DTD040111	FIFO	106 000	Dec 21, 12	Mar 11, 15	3,195 84	1,885 74			1,310 10
FC092911 CALL @ MW +25BP	FIFO	34 000	Nov 08, 13	Mar 11, 15	1,025 08	885 70			139 38
Original cost basis \$2,196 10	FIFO	2 000	Nov 22, 13	Mar 11, 15	60 30	50 83			9 47
TRINITY INDUSTRIES INC	FIFO	2 000	Dec 11, 13	Mar 11, 15	60 30	50 60			9 70
US TSY NOTE 01 375 %	FIFO	2,000 000	Mar 16, 12	Nov 30, 15	2,000 00	2,000 00			
DUE 11/30/15	FIFO	3,000 000	Feb 22, 12	Mar 26, 15	3,142 27	3,125 76			16 51
DTD 11/30/10 FC 05/31/11	FIFO	2,000 000	Mar 16, 12	Nov 30, 15	2,000 00	2,000 00			
Original cost basis \$2,050 71	FIFO	2 000	Dec 11, 13	Mar 11, 15	60 30	50 60			9 70
US TSY NOTE 02 625 %	FIFO	2,000 000	Mar 16, 12	Nov 30, 15	2,000 00	2,000 00			
DUE 01/31/18	FIFO	3,000 000	Feb 22, 12	Mar 26, 15	3,142 27	3,125 76			16 51
DTD 01/31/11 FC 07/31/11	FIFO	2 000	Dec 11, 13	Mar 11, 15	60 30	50 60			9 70
Original cost basis \$3,257 58	FIFO	2 000	Dec 11, 13	Mar 11, 15	60 30	50 60			9 70

continued next page



Your notes



Portfolio Management Program

Account name
Account number.

THE FRANKFURTH FAMILY
XD 11914 P3

Your Financial Advisor
TPG WEALTH MANAGEMENT
330-655-8300/800-216-4638

Realized gains and losses (continued)

Long-term capital gains and losses (continued)

Security description	Method	Quantity or face value	Purchase date	Sale date	Sale amount (\$)	Cost basis (\$)	Wash sale cost basis adjustment(\$)	Loss (\$)	Gain (\$)
US TSY NOTE 03 375 % DUE 11/15/19	FIFO	4,000 000	Dec 15, 09	Mar 26, 15	4,352 81	3,959 09			393 72
DTD 11/15/09 FC 05/15/10 VANGUARD INDEX FDS S&P 500 ETF	FIFO	90 000	Dec 20, 13	Aug 21, 15	16,481 84	15,047 10			1,434 74
VERIZON COMMUNICATIONS INC	FIFO	9 000	Feb 24, 14	Dec 11, 15	404 90	433 04		-28 14	
WALT DISNEY CO (HOLDING CO) DISNEY COM	FIFO	4 000	Jan 02, 01	Mar 27, 15	423 83	109 47			314 36
	FIFO	24 000	Jan 02, 01	Sep 29, 15	2,376 44	656 85			1,719 59
WILLIAM BLAIR ALLOCATION FUND CLASS I	FIFO	36 296	Nov 18, 13	Feb 13, 15	460 60	460 94		-0 34	
Total					\$219,356.46	\$202,940.17		-\$6,887.59	\$23,303.88
Net long-term capital gains or losses									\$16,416 29
Net capital gains/losses:									\$1,148.37

Gains and losses not calculated

Security description	Method	Quantity or face value	Purchase date	Sale date	Sale amount (\$)	Cost basis (\$)	Wash sale cost basis adjustment(\$)	Loss (\$)	Gain (\$)
PENTAIR PLC	FIFO	15 000		Nov 16, 15	833 53	0 00			---
US TSY NOTE 02 625 % DUE 08/15/20	FIFO	2,000 000	May 02, 12	Mar 26, 15	2,110 23	0 00			---
DTD 08/15/10 FC 02/15/11	FIFO								---
Total					\$2,943.76				---