



See a Social Security Number? Say Something!
Report Privacy Problems to <https://public.resource.org/privacy>
Or call the IRS Identity Theft Hotline at 1-800-908-4490



ENVELOPE POSTMARK DATE JUN 13 2016

Form **990-PF**
 Department of the Treasury
 Internal Revenue Service

Return of Private Foundation
 or Section 4947(a)(1) Trust Treated as Private Foundation
 ▶ Do not enter social security numbers on this form as it may be made public.
 ▶ Information about Form 990-PF and its separate instructions is at www.irs.gov/form990pf

OMB No 1545-0052
2015
 Open to Public Inspection

For calendar year 2015 or tax year beginning 02/01, 2015, and ending 01/31, 2016

Name of foundation: TR U/W FOR THE FAIRVIEW FARM P60325001

Number and street (or P O box number if mail is not delivered to street address): 10 S DEARBORN IL1-0117
 Room/suite: _____
 City or town, state or province, country, and ZIP or foreign postal code: CHICAGO, IL 60603

A Employer identification number 13-6374228

B Telephone number (see instructions) 866-888-5157

C If exemption application is pending, check here.

D 1 Foreign organizations, check here.
 2 Foreign organizations meeting the 85% test, check here and attach computation.

E If private foundation status was terminated under section 507(b)(1)(A), check here.

F If the foundation is in a 60-month termination under section 507(b)(1)(B), check here.

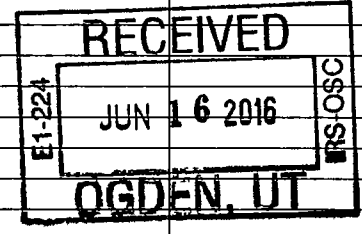
G Check all that apply:
 Initial return
 Final return
 Address change
 Initial return of a former public charity
 Amended return
 Name change

H Check type of organization: Section 501(c)(3) exempt private foundation
 Section 4947(a)(1) nonexempt charitable trust Other taxable private foundation

I Fair market value of all assets at end of year (from Part II, col. (c), line 16) ▶ \$ 433,986.

J Accounting method: Cash Accrual
 Other (specify) _____
 (Part I, column (d) must be on cash basis)

| Part I Analysis of Revenue and Expenses (The total of amounts in columns (b), (c), and (d) may not necessarily equal the amounts in column (a) (see instructions).) | | (a) Revenue and expenses per books | (b) Net investment income | (c) Adjusted net income | (d) Disbursements for charitable purposes (cash basis only) |
|---|---|------------------------------------|---------------------------|-------------------------|---|
| Revenue | 1 Contributions, gifts, grants, etc., received (attach schedule) | | | | |
| | 2 Check <input checked="" type="checkbox"/> if the foundation is not required to attach Sch. B. | | | | |
| | 3 Interest on savings and temporary cash investments | | | | |
| | 4 Dividends and interest from securities | 9,833. | 9,806. | | |
| | 5a Gross rents | | | | |
| | b Net rental income or (loss) | | | | |
| | 6a Net gain or (loss) from sale of assets not on line 10 | 6,532. | | | |
| | b Gross sales price for all assets on line 6a <u>160,887.</u> | | | | |
| | 7 Capital gain net income (from Part IV, line 2) | | 6,532. | | |
| | 8 Net short-term capital gain | | | | |
| | 9 Income modifications | | | | |
| | 10a Gross sales less returns and allowances | | | | |
| b Less Cost of goods sold | | | | | |
| c Gross profit or (loss) (attach schedule) | | | | | |
| 11 Other income (attach schedule) | | | | | |
| 12 Total. Add lines 1 through 11 | 16,365. | 16,338. | | | |
| Operating and Administrative Expenses | 13 Compensation of officers, directors, trustees, etc. | 5,011. | 3,007. | | 2,005. |
| | 14 Other employee salaries and wages | | NONE | NONE | |
| | 15 Pension plans, employee benefits | | NONE | NONE | |
| | 16a Legal fees (attach schedule) | | | | |
| | b Accounting fees (attach schedule) | | | | |
| | c Other professional fees (attach schedule) | | | | |
| | 17 Interest | | | | |
| | 18 Taxes (attach schedule) (see instructions) | 650. | 130. | | |
| | 19 Depreciation (attach schedule) and depletion | | | | |
| | 20 Occupancy | | | | |
| 21 Travel, conferences, and meetings | | NONE | NONE | | |
| 22 Printing and publications | | NONE | NONE | | |
| 23 Other expenses (attach schedule) | | | | | |
| 24 Total operating and administrative expenses. Add lines 13 through 23. | 5,661. | 3,137. | NONE | 2,005. | |
| 25 Contributions, gifts, grants paid | 16,000. | | | 16,000. | |
| 26 Total expenses and disbursements. Add lines 24 and 25 | 21,661. | 3,137. | NONE | 18,005. | |
| 27 Subtract line 26 from line 12 | | | | | |
| a Excess of revenue over expenses and disbursements | -5,296. | | | | |
| b Net investment income (if negative, enter -0-) | | 13,201. | | | |
| c Adjusted net income (if negative, enter -0-) | | | | | |



SCANNED JUN 20 2016

| Part II Balance Sheets | | Attached schedules and amounts in the description column should be for end-of-year amounts only. (See instructions.) | | | |
|-----------------------------|--|---|---|----------|----------|
| | | Beginning of year (a) Book Value | End of year (b) Book Value (c) Fair Market Value | | |
| Assets | 1 | Cash - non-interest-bearing | 4,567. | 1,602. | 1,602. |
| | 2 | Savings and temporary cash investments | 25,591. | 30,407. | 30,407. |
| | 3 | Accounts receivable ▶ | | | |
| | | Less allowance for doubtful accounts ▶ | | | |
| | 4 | Pledges receivable ▶ | | | |
| | | Less allowance for doubtful accounts ▶ | | | |
| | 5 | Grants receivable | | | |
| | 6 | Receivables due from officers, directors, trustees, and other disqualified persons (attach schedule) (see instructions) | | | |
| | 7 | Other notes and loans receivable (attach schedule) ▶ | | | |
| | | Less: allowance for doubtful accounts ▶ NONE | | | |
| | 8 | Inventories for sale or use | | | |
| | 9 | Prepaid expenses and deferred charges | | | |
| | 10a | Investments - U S and state government obligations (attach schedule) | | | |
| | b | Investments - corporate stock (attach schedule) | 221,700. | 226,881. | 238,484. |
| | c | Investments - corporate bonds (attach schedule) | 104,527. | 117,191. | 114,676. |
| | 11 | Investments - land, buildings, and equipment basis | | | |
| | Less accumulated depreciation ▶ (attach schedule) | | | | |
| 12 | Investments - mortgage loans | | | | |
| 13 | Investments - other (attach schedule) | 74,738. | 49,740. | 48,817. | |
| 14 | Land, buildings, and equipment basis | | | | |
| | Less accumulated depreciation ▶ (attach schedule) | | | | |
| 15 | Other assets (describe ▶) | | | | |
| 16 | Total assets (to be completed by all filers - see the instructions. Also, see page 1, item I) | 431,123. | 425,821. | 433,986. | |
| Liabilities | 17 | Accounts payable and accrued expenses | | | |
| | 18 | Grants payable | | | |
| | 19 | Deferred revenue | | | |
| | 20 | Loans from officers, directors, trustees, and other disqualified persons | | | |
| | 21 | Mortgages and other notes payable (attach schedule) | | | |
| | 22 | Other liabilities (describe ▶) | | | |
| 23 | Total liabilities (add lines 17 through 22) | | NONE | | |
| Net Assets or Fund Balances | Foundations that follow SFAS 117, check here ▶ <input type="checkbox"/> | | | | |
| | and complete lines 24 through 26 and lines 30 and 31. | | | | |
| | 24 | Unrestricted | | | |
| | 25 | Temporarily restricted | | | |
| | 26 | Permanently restricted | | | |
| | Foundations that do not follow SFAS 117, check here ▶ <input checked="" type="checkbox"/> | | | | |
| | and complete lines 27 through 31. | | | | |
| 27 | Capital stock, trust principal, or current funds | 431,123. | 425,821. | | |
| 28 | Paid-in or capital surplus, or land, bldg, and equipment fund | | | | |
| 29 | Retained earnings, accumulated income, endowment, or other funds | | | | |
| 30 | Total net assets or fund balances (see instructions) | 431,123. | 425,821. | | |
| 31 | Total liabilities and net assets/fund balances (see instructions) | 431,123. | 425,821. | | |

Part III Analysis of Changes in Net Assets or Fund Balances

| | | | |
|---|--|---|----------|
| 1 | Total net assets or fund balances at beginning of year - Part II, column (a), line 30 (must agree with end-of-year figure reported on prior year's return) | 1 | 431,123. |
| 2 | Enter amount from Part I, line 27a | 2 | -5,296. |
| 3 | Other increases not included in line 2 (itemize) ▶ | 3 | |
| 4 | Add lines 1, 2, and 3 | 4 | 425,827. |
| 5 | Decreases not included in line 2 (itemize) ▶ COST BASIS ADJUSTMENT | 5 | 6. |
| 6 | Total net assets or fund balances at end of year (line 4 minus line 5) - Part II, column (b), line 30 | 6 | 425,821. |

Part IV Capital Gains and Losses for Tax on Investment Income

| (a) List and describe the kind(s) of property sold (e.g., real estate, 2-story brick warehouse; or common stock, 200 shs. MLC Co.) | | | (b) How acquired P - Purchase D - Donation | (c) Date acquired (mo., day, yr) | (d) Date sold (mo., day, yr) |
|--|--|---|--|-------------------------------------|---|
| 1a PUBLICLY TRADED SECURITIES | | | | | |
| b | | | | | |
| c | | | | | |
| d | | | | | |
| e | | | | | |
| (e) Gross sales price | (f) Depreciation allowed (or allowable) | (g) Cost or other basis plus expense of sale | (h) Gain or (loss) (e) plus (f) minus (g) | | |
| a 160,887. | | 154,355. | 6,532. | | |
| b | | | | | |
| c | | | | | |
| d | | | | | |
| e | | | | | |
| Complete only for assets showing gain in column (h) and owned by the foundation on 12/31/69 | | | | | (i) Gains (Col (h) gain minus col (k), but not less than -0- or Losses (from col (h)) |
| (i) F.M.V. as of 12/31/69 | (j) Adjusted basis as of 12/31/69 | (k) Excess of col. (i) over col. (j), if any | | | |
| a | | | 6,532. | | |
| b | | | | | |
| c | | | | | |
| d | | | | | |
| e | | | | | |
| 2 Capital gain net income or (net capital loss) | | | 2 | 6,532. | |
| { If gain, also enter in Part I, line 7 If (loss), enter -0- in Part I, line 7 } | | | | | |
| 3 Net short-term capital gain or (loss) as defined in sections 1222(5) and (6) | | | 3 | | |
| { If gain, also enter in Part I, line 8, column (c) (see instructions). If (loss), enter -0- in Part I, line 8 } | | | | | |

Part V Qualification Under Section 4940(e) for Reduced Tax on Net Investment Income

(For optional use by domestic private foundations subject to the section 4940(a) tax on net investment income.)

If section 4940(d)(2) applies, leave this part blank.

Was the foundation liable for the section 4942 tax on the distributable amount of any year in the base period? Yes No
 If "Yes," the foundation does not qualify under section 4940(e). Do not complete this part.

| 1 Enter the appropriate amount in each column for each year, see the instructions before making any entries. | | | | | |
|---|--|--|---|----------|--|
| (a) Base period years Calendar year (or tax year beginning in) | (b) Adjusted qualifying distributions | (c) Net value of noncharitable-use assets | (d) Distribution ratio (col (b) divided by col (c)) | | |
| 2014 | 19,307. | 476,832. | 0.040490 | | |
| 2013 | 19,171. | 461,059. | 0.041580 | | |
| 2012 | 23,446. | 441,599. | 0.053093 | | |
| 2011 | 9,919. | 446,886. | 0.022196 | | |
| 2010 | 24,751. | 441,958. | 0.056003 | | |
| 2 Total of line 1, column (d) | | | 2 | 0.213362 | |
| 3 Average distribution ratio for the 5-year base period - divide the total on line 2 by 5, or by the number of years the foundation has been in existence if less than 5 years | | | 3 | 0.042672 | |
| 4 Enter the net value of noncharitable-use assets for 2015 from Part X, line 5 | | | 4 | 460,189. | |
| 5 Multiply line 4 by line 3 | | | 5 | 19,637. | |
| 6 Enter 1% of net investment income (1% of Part I, line 27b) | | | 6 | 132. | |
| 7 Add lines 5 and 6 | | | 7 | 19,769. | |
| 8 Enter qualifying distributions from Part XII, line 4 | | | 8 | 18,005. | |

If line 8 is equal to or greater than line 7, check the box in Part VI, line 1b, and complete that part using a 1% tax rate. See the Part VI instructions.

Part VI Excise Tax Based on Investment Income (Section 4940(a), 4940(b), 4940(e), or 4948 - see instructions)

Table with 11 rows for excise tax calculations. Includes sub-sections 1a-11 and 6a-6d. Values include 264, NONE, 520, and 256.

Part VII-A Statements Regarding Activities

Table with 10 rows for activity statements. Columns include question number, Yes, and No. Includes questions 1a-10 regarding political activities, tax returns, and substantial contributors.

Part VII-A Statements Regarding Activities (continued)

11 At any time during the year, did the foundation, directly or indirectly, own a controlled entity within the meaning of section 512(b)(13)? If "Yes," attach schedule (see instructions) 11 Yes No X
12 Did the foundation make a distribution to a donor advised fund over which the foundation or a disqualified person had advisory privileges? If "Yes," attach statement (see instructions) 12 Yes No X
13 Did the foundation comply with the public inspection requirements for its annual returns and exemption application? Website address N/A 13 Yes No X
14 The books are in care of JP MORGAN CHASE BANK .N.A. Telephone no. (866) 888-5157 Located at 10 S DEARBORN ST; MC; IL 1-0117, CHICAGO, IL ZIP+4 60603
15 Section 4947(a)(1) nonexempt charitable trusts filing Form 990-PF in lieu of Form 1041 - Check here 15 and enter the amount of tax-exempt interest received or accrued during the year 15
16 At any time during calendar year 2015, did the foundation have an interest in or a signature or other authority over a bank, securities, or other financial account in a foreign country? 16 Yes No X See the instructions for exceptions and filing requirements for FinCEN Form 114 If "Yes," enter the name of the foreign country

Part VII-B Statements Regarding Activities for Which Form 4720 May Be Required

File Form 4720 if any item is checked in the "Yes" column, unless an exception applies.

1a During the year did the foundation (either directly or indirectly)
(1) Engage in the sale or exchange, or leasing of property with a disqualified person? Yes X No
(2) Borrow money from, lend money to, or otherwise extend credit to (or accept it from) a disqualified person? Yes X No
(3) Furnish goods, services, or facilities to (or accept them from) a disqualified person? Yes X No
(4) Pay compensation to, or pay or reimburse the expenses of, a disqualified person? X Yes No
(5) Transfer any income or assets to a disqualified person (or make any of either available for the benefit or use of a disqualified person)? Yes X No
(6) Agree to pay money or property to a government official? (Exception. Check "No" if the foundation agreed to make a grant to or to employ the official for a period after termination of government service, if terminating within 90 days.) Yes X No
b If any answer is "Yes" to 1a(1)-(6), did any of the acts fail to qualify under the exceptions described in Regulations section 53.4941(d)-3 or in a current notice regarding disaster assistance (see instructions)? 1b Yes No X Organizations relying on a current notice regarding disaster assistance check here
c Did the foundation engage in a prior year in any of the acts described in 1a, other than excepted acts, that were not corrected before the first day of the tax year beginning in 2015? 1c Yes No X
2 Taxes on failure to distribute income (section 4942) (does not apply for years the foundation was a private operating foundation defined in section 4942(j)(3) or 4942(j)(5))
a At the end of tax year 2015, did the foundation have any undistributed income (lines 6d and 6e, Part XIII) for tax year(s) beginning before 2015? Yes X No If "Yes," list the years
b Are there any years listed in 2a for which the foundation is not applying the provisions of section 4942(a)(2) (relating to incorrect valuation of assets) to the year's undistributed income? (If applying section 4942(a)(2) to all years listed, answer "No" and attach statement - see instructions.) 2b Yes No X
c If the provisions of section 4942(a)(2) are being applied to any of the years listed in 2a, list the years here.
3a Did the foundation hold more than a 2% direct or indirect interest in any business enterprise at any time during the year? Yes X No
b If "Yes," did it have excess business holdings in 2015 as a result of (1) any purchase by the foundation or disqualified persons after May 26, 1969, (2) the lapse of the 5-year period (or longer period approved by the Commissioner under section 4943(c)(7)) to dispose of holdings acquired by gift or bequest, or (3) the lapse of the 10-, 15-, or 20-year first phase holding period? (Use Schedule C, Form 4720, to determine if the foundation had excess business holdings in 2015) 3b Yes No X
4a Did the foundation invest during the year any amount in a manner that would jeopardize its charitable purposes? 4a Yes No X
b Did the foundation make any investment in a prior year (but after December 31, 1969) that could jeopardize its charitable purpose that had not been removed from jeopardy before the first day of the tax year beginning in 2015? 4b Yes No X

Part VII-B Statements Regarding Activities for Which Form 4720 May Be Required (continued)

- 5a During the year did the foundation pay or incur any amount to:
- (1) Carry on propaganda, or otherwise attempt to influence legislation (section 4945(e))? Yes No
 - (2) Influence the outcome of any specific public election (see section 4955), or to carry on, directly or indirectly, any voter registration drive? Yes No
 - (3) Provide a grant to an individual for travel, study, or other similar purposes? Yes No
 - (4) Provide a grant to an organization other than a charitable, etc., organization described in section 4945(d)(4)(A)? (see instructions). Yes No
 - (5) Provide for any purpose other than religious, charitable, scientific, literary, or educational purposes, or for the prevention of cruelty to children or animals? Yes No
- b If any answer is "Yes" to 5a(1)-(5), did any of the transactions fail to qualify under the exceptions described in Regulations section 53.4945 or in a current notice regarding disaster assistance (see instructions)? Yes No
 Organizations relying on a current notice regarding disaster assistance check here
- c If the answer is "Yes" to question 5a(4), does the foundation claim exemption from the tax because it maintained expenditure responsibility for the grant? Yes No
 If "Yes," attach the statement required by Regulations section 53.4945-5(d).
- 6a Did the foundation, during the year, receive any funds, directly or indirectly, to pay premiums on a personal benefit contract? Yes No
- b Did the foundation, during the year, pay premiums, directly or indirectly, on a personal benefit contract? Yes No
 If "Yes" to 6b, file Form 8870
- 7a At any time during the tax year, was the foundation a party to a prohibited tax shelter transaction? Yes No
- b If "Yes," did the foundation receive any proceeds or have any net income attributable to the transaction? Yes No

| | | |
|----|--|---|
| | | |
| 5b | | |
| 6b | | X |
| 7b | | |

Part VIII Information About Officers, Directors, Trustees, Foundation Managers, Highly Paid Employees, and Contractors

1 List all officers, directors, trustees, foundation managers and their compensation (see instructions).

| (a) Name and address | (b) Title, and average hours per week devoted to position | (c) Compensation (if not paid, enter -0-) | (d) Contributions to employee benefit plans and deferred compensation | (e) Expense account, other allowances |
|--|---|---|---|---------------------------------------|
| JP MORGAN CHASE BANK .N A. 10 S DEARBORN ST; MC; IL 1-0117, CHICAGO, IL 60603 | TRUSTEE 2 | 5,011. | -0- | -0- |
| | | | | |
| | | | | |
| | | | | |

2 Compensation of five highest-paid employees (other than those included on line 1 - see instructions). If none, enter "NONE."

| (a) Name and address of each employee paid more than \$50,000 | (b) Title, and average hours per week devoted to position | (c) Compensation | (d) Contributions to employee benefit plans and deferred compensation | (e) Expense account, other allowances |
|---|---|------------------|---|---------------------------------------|
| NONE | | NONE | NONE | NONE |
| | | | | |
| | | | | |
| | | | | |
| | | | | |

Total number of other employees paid over \$50,000 NONE

Part VIII Information About Officers, Directors, Trustees, Foundation Managers, Highly Paid Employees, and Contractors (continued)

3 Five highest-paid independent contractors for professional services (see instructions). If none, enter "NONE."

| (a) Name and address of each person paid more than \$50,000 | (b) Type of service | (c) Compensation |
|---|---------------------|------------------|
| NONE | | NONE |
| | | |
| | | |
| | | |
| | | |
| | | |
| | | |
| | | |
| Total number of others receiving over \$50,000 for professional services | | NONE |

Part IX-A Summary of Direct Charitable Activities

| List the foundation's four largest direct charitable activities during the tax year. Include relevant statistical information such as the number of organizations and other beneficiaries served, conferences convened, research papers produced, etc | Expenses |
|---|----------|
| 1 NONE | |
| 2 | |
| 3 | |
| 4 | |

Part IX-B Summary of Program-Related Investments (see instructions)

| Describe the two largest program-related investments made by the foundation during the tax year on lines 1 and 2 | Amount | |
|--|--------|--|
| 1 NONE | | |
| 2 | | |
| All other program-related investments See instructions | | |
| 3 NONE | | |
| Total. Add lines 1 through 3 | | |

Part X Minimum Investment Return (All domestic foundations must complete this part. Foreign foundations, see instructions.)

| | | | |
|----------|---|-----------|----------|
| 1 | Fair market value of assets not used (or held for use) directly in carrying out charitable, etc., purposes: | | |
| a | Average monthly fair market value of securities | 1a | 437,444. |
| b | Average of monthly cash balances | 1b | 29,753. |
| c | Fair market value of all other assets (see instructions). | 1c | NONE |
| d | Total (add lines 1a, b, and c) | 1d | 467,197. |
| e | Reduction claimed for blockage or other factors reported on lines 1a and 1c (attach detailed explanation) | 1e | |
| 2 | Acquisition indebtedness applicable to line 1 assets | 2 | NONE |
| 3 | Subtract line 2 from line 1d | 3 | 467,197. |
| 4 | Cash deemed held for charitable activities. Enter 1 1/2% of line 3 (for greater amount, see instructions) | 4 | 7,008. |
| 5 | Net value of noncharitable-use assets. Subtract line 4 from line 3. Enter here and on Part V, line 4 | 5 | 460,189. |
| 6 | Minimum investment return. Enter 5% of line 5 | 6 | 23,009. |

Part XI Distributable Amount (see instructions) (Section 4942(j)(3) and (j)(5) private operating foundations and certain foreign organizations check here and do not complete this part.)

| | | | |
|-----------|---|-----------|---------|
| 1 | Minimum investment return from Part X, line 6 | 1 | 23,009. |
| 2a | Tax on investment income for 2015 from Part VI, line 5 | 2a | 264. |
| b | Income tax for 2015. (This does not include the tax from Part VI.) | 2b | |
| c | Add lines 2a and 2b | 2c | 264. |
| 3 | Distributable amount before adjustments. Subtract line 2c from line 1 | 3 | 22,745. |
| 4 | Recoveries of amounts treated as qualifying distributions | 4 | NONE |
| 5 | Add lines 3 and 4 | 5 | 22,745. |
| 6 | Deduction from distributable amount (see instructions) | 6 | NONE |
| 7 | Distributable amount as adjusted. Subtract line 6 from line 5. Enter here and on Part XIII, line 1 | 7 | 22,745. |

Part XII Qualifying Distributions (see instructions)

| | | | |
|----------|--|-----------|---------|
| 1 | Amounts paid (including administrative expenses) to accomplish charitable, etc., purposes: | | |
| a | Expenses, contributions, gifts, etc. - total from Part I, column (d), line 26 | 1a | 18,005. |
| b | Program-related investments - total from Part IX-B | 1b | |
| 2 | Amounts paid to acquire assets used (or held for use) directly in carrying out charitable, etc., purposes | 2 | NONE |
| 3 | Amounts set aside for specific charitable projects that satisfy the | | |
| a | Suitability test (prior IRS approval required) | 3a | NONE |
| b | Cash distribution test (attach the required schedule) | 3b | NONE |
| 4 | Qualifying distributions. Add lines 1a through 3b. Enter here and on Part V, line 8, and Part XIII, line 4 | 4 | 18,005. |
| 5 | Foundations that qualify under section 4940(e) for the reduced rate of tax on net investment income. Enter 1% of Part I, line 27b (see instructions) | 5 | N/A |
| 6 | Adjusted qualifying distributions. Subtract line 5 from line 4 | 6 | 18,005. |

Note. The amount on line 6 will be used in Part V, column (b), in subsequent years when calculating whether the foundation qualifies for the section 4940(e) reduction of tax in those years.

Part XIII Undistributed Income (see instructions)

| | (a) Corpus | (b) Years prior to 2014 | (c) 2014 | (d) 2015 |
|---|---------------|----------------------------|-------------|-------------|
| 1 Distributable amount for 2015 from Part XI, line 7 | | | | 22,745. |
| 2 Undistributed income, if any, as of the end of 2015 | | | | |
| a Enter amount for 2014 only. | | | 7,182. | |
| b Total for prior years 20 <u>13</u> ,20 <u> </u> ,20 <u> </u> | | NONE | | |
| 3 Excess distributions carryover, if any, to 2015 | | | | |
| a From 2010 | NONE | | | |
| b From 2011 | NONE | | | |
| c From 2012 | NONE | | | |
| d From 2013 | NONE | | | |
| e From 2014 | NONE | | | |
| f Total of lines 3a through e | NONE | | | |
| 4 Qualifying distributions for 2015 from Part XII, line 4 ▶ \$ <u>18,005.</u> | | | | |
| a Applied to 2014, but not more than line 2a | | | 7,182. | |
| b Applied to undistributed income of prior years (Election required - see instructions) | | NONE | | |
| c Treated as distributions out of corpus (Election required - see instructions) | NONE | | | |
| d Applied to 2015 distributable amount | | | | 10,823. |
| e Remaining amount distributed out of corpus. | NONE | | | |
| 5 Excess distributions carryover applied to 2015 (If an amount appears in column (d), the same amount must be shown in column (a)) | NONE | | | NONE |
| 6 Enter the net total of each column as indicated below: | | | | |
| a Corpus. Add lines 3f, 4c, and 4e. Subtract line 5 | NONE | | | |
| b Prior years' undistributed income. Subtract line 4b from line 2b. | | NONE | | |
| c Enter the amount of prior years' undistributed income for which a notice of deficiency has been issued, or on which the section 4942(a) tax has been previously assessed | | NONE | | |
| d Subtract line 6c from line 6b. Taxable amount - see instructions | | NONE | | |
| e Undistributed income for 2014. Subtract line 4a from line 2a Taxable amount - see instructions | | | | |
| f Undistributed income for 2015. Subtract lines 4d and 5 from line 1 This amount must be distributed in 2016 | | | | 11,922. |
| 7 Amounts treated as distributions out of corpus to satisfy requirements imposed by section 170(b)(1)(F) or 4942(g)(3) (Election may be required - see instructions) | NONE | | | |
| 8 Excess distributions carryover from 2010 not applied on line 5 or line 7 (see instructions) | NONE | | | |
| 9 Excess distributions carryover to 2016. Subtract lines 7 and 8 from line 6a | NONE | | | |
| 10 Analysis of line 9 | | | | |
| a Excess from 2011 | NONE | | | |
| b Excess from 2012 | NONE | | | |
| c Excess from 2013 | NONE | | | |
| d Excess from 2014 | NONE | | | |
| e Excess from 2015 | NONE | | | |

Part XIV Private Operating Foundations (see instructions and Part VII-A, question 9) NOT APPLICABLE

1 a If the foundation has received a ruling or determination letter that it is a private operating foundation, and the ruling is effective for 2015, enter the date of the ruling ▶

b Check box to indicate whether the foundation is a private operating foundation described in section 4942(j)(3) or 4942(j)(5)

| | Tax year | Prior 3 years | | | (e) Total |
|--|----------|---------------|----------|----------|-----------|
| | (a) 2015 | (b) 2014 | (c) 2013 | (d) 2012 | |
| 2 a Enter the lesser of the adjusted net income from Part I or the minimum investment return from Part X for each year listed | | | | | |
| b 85% of line 2a | | | | | |
| c Qualifying distributions from Part XII, line 4 for each year listed | | | | | |
| d Amounts included in line 2c not used directly for active conduct of exempt activities | | | | | |
| e Qualifying distributions made directly for active conduct of exempt activities Subtract line 2d from line 2c | | | | | |
| 3 Complete 3a, b, or c for the alternative test relied upon | | | | | |
| a "Assets" alternative test - enter | | | | | |
| (1) Value of all assets | | | | | |
| (2) Value of assets qualifying under section 4942(j)(3)(B)(i) | | | | | |
| b "Endowment" alternative test - enter 2/3 of minimum investment return shown in Part X, line 6 for each year listed | | | | | |
| c "Support" alternative test - enter | | | | | |
| (1) Total support other than gross investment income (interest, dividends, rents, payments on securities loans (section 512(a)(5)), or royalties) | | | | | |
| (2) Support from general public and 5 or more exempt organizations as provided in section 4942(j)(3)(B)(iii) | | | | | |
| (3) Largest amount of support from an exempt organization | | | | | |
| (4) Gross investment income | | | | | |

Part XV Supplementary Information (Complete this part only if the foundation had \$5,000 or more in assets at any time during the year - see instructions.)

1 Information Regarding Foundation Managers:

a List any managers of the foundation who have contributed more than 2% of the total contributions received by the foundation before the close of any tax year (but only if they have contributed more than \$5,000). (See section 507(d)(2).)

NONE

b List any managers of the foundation who own 10% or more of the stock of a corporation (or an equally large portion of the ownership of a partnership or other entity) of which the foundation has a 10% or greater interest.

NONE

2 Information Regarding Contribution, Grant, Gift, Loan, Scholarship, etc., Programs:

Check here if the foundation only makes contributions to preselected charitable organizations and does not accept unsolicited requests for funds. If the foundation makes gifts, grants, etc. (see instructions) to individuals or organizations under other conditions, complete items 2a, b, c, and d.

a The name, address, and telephone number or e-mail address of the person to whom applications should be addressed:

b The form in which applications should be submitted and information and materials they should include.

c Any submission deadlines:

d Any restrictions or limitations on awards, such as by geographical areas, charitable fields, kinds of institutions, or other factors.

Part XV Supplementary Information *(continued)*

3 Grants and Contributions Paid During the Year or Approved for Future Payment

| Recipient Name and address (home or business) | If recipient is an individual, show any relationship to any foundation manager or substantial contributor | Foundation status of recipient | Purpose of grant or contribution | Amount |
|--|--|--------------------------------------|-------------------------------------|-------------------|
| <p>a Paid during the year</p> <p>RARITAN HEADWATERS ASSOCIATION P.O. BOX 273 Gladstone NJ 07934</p> | NONE | PC | GENERAL | 16,000. |
| Total | | | | 3a 16,000. |
| <p>b Approved for future payment</p> | | | | |
| Total | | | | 3b |

TR U/W FOR THE FAIRVIEW FARM P60325001

13-6374228

FORM 990PF, PART I - TAXES
=====

| DESCRIPTION ----- | REVENUE AND EXPENSES PER BOOKS ----- | NET INVESTMENT INCOME ----- |
|--------------------------------|--|--------------------------------------|
| FEDERAL ESTIMATES - INCOME | 520. | |
| FOREIGN TAXES ON QUALIFIED FOR | 110. | 110. |
| FOREIGN TAXES ON NONQUALIFIED | 20. | 20. |
| | ----- | ----- |
| TOTALS | 650. | 130. |
| | ===== | ===== |

FEDERAL FOOTNOTES

=====

NO FILING REQUIRED WITH NEW JERSEY ATTORNEY GENERAL



JPMorgan Chase Bank, N.A.
270 Park Avenue, New York, NY 10017-2014

TR U/W FOR THE FAIRVIEW FARM ACCT P60325001
As of 1/31/16

Fiduciary Account

J.P. Morgan Team

| | | |
|------------------------------|---------------------|--------------|
| Jose Diaz | T & E Officer | 212/648-1494 |
| Fern Oppenheimer Silverstein | T & E Administrator | 212/648-1495 |
| Jose Diaz | Client Service Team | 212/648-1495 |
| Fern Oppenheimer Silverstein | Client Service Team | |

Online access www.jpmorganonline.com

Table of Contents

| | Page |
|---------------------|------|
| Account Summary | 2 |
| Holdings | |
| Equity | 4 |
| Alternative Assets | 7 |
| Cash & Fixed Income | 8 |

Please see disclosures located at the end of this statement package for important information relating to each J P Morgan account(s)



0314073880310086512
0314073880310086512

J.P.Morgan

000010706.15 0 15.00005.SCHM#F 20160202

000585 0012 of 0248 NSP0CM#6 X1 NS28970327



TR U/W FOR THE FAIRVIEW FARM ACCT P60325001
As of 1/31/16

Account Summary

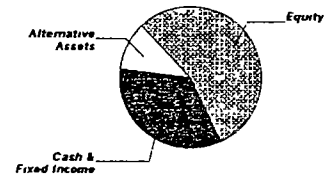
PRINCIPAL

| Asset Allocation | Beginning Market Value | Ending Market Value | Change In Value | Estimated Annual Income | Current Allocation |
|---------------------|------------------------|---------------------|----------------------|-------------------------|--------------------|
| Equity | 263,463.01 | 238,484.23 | (24,978.78) | 5,061.38 | 55% |
| Alternative Assets | 72,171.65 | 48,817.17 | (23,354.48) | 732.05 | 11% |
| Cash & Fixed Income | 131,582.70 | 145,083.11 | 13,500.41 | 3,316.66 | 34% |
| Market Value | \$467,217.36 | \$432,384.51 | (\$34,832.85) | \$9,110.09 | 100% |

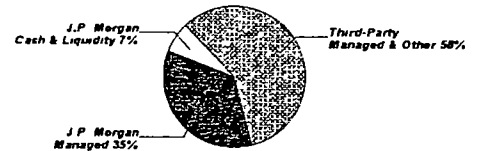
INCOME

| Cash Position | Beginning Market Value | Ending Market Value | Change In Value |
|---------------------|------------------------|---------------------|---------------------|
| Cash Balance | 4,567.02 | 1,602.01 | (2,965.01) |
| Accruals | 0.64 | 0.93 | 0.29 |
| Market Value | \$4,567.66 | \$1,602.94 | (\$2,964.72) |

Asset Allocation



Manager Allocation *



* J.P. Morgan Managed includes mutual funds, other registered funds and hedge funds managed by J.P. Morgan and structured products issued by J.P. Morgan. Third-Party Managed & Other includes mutual funds, exchange traded funds, hedge funds, and separately managed accounts managed by parties other than J.P. Morgan, separately managed accounts managed by J.P. Morgan where a party other than J.P. Morgan is the appointed investment advisor, structured products and exchange traded notes issued by parties other than J.P. Morgan, investment conduits investing in non-J.P. Morgan managed hedge funds, where J.P. Morgan is solely administrator to the conduit, and other investments not managed or issued by J.P. Morgan. J.P. Morgan Cash & Liquidity Funds includes cash, J.P. Morgan deposit sweeps and J.P. Morgan money market mutual funds. See important information about investment principles and conflicts in the disclosures section.



TR U/W FOR THE FAIRVIEW FARM ACCT P60325001
As of 1/31/16

Account Summary CONTINUED

| Cost Summary | Cost |
|---------------------|---------------------|
| Equity | 226,881.12 |
| Cash & Fixed Income | 147,598.10 |
| Total | \$374,479.22 |



031073880010008513
031073880010008513

J.P.Morgan



TR U/W FOR THE FAIRVIEW FARM ACCT P60325001


As of 1/31/16

Equity Summary

| Asset Categories | Beginning Market Value | Ending Market Value | Change In Value | Current Allocation |
|---------------------------|------------------------|---------------------|----------------------|--------------------|
| US Large Cap Equity | 106,052.55 | 106,235.26 | 182.71 | 25% |
| US Mid Cap Equity | 30,768.25 | 23,185.59 | (7,582.66) | 5% |
| EAFE Equity | 73,899.47 | 66,999.74 | (6,899.73) | 15% |
| European Large Cap Equity | 0.00 | 4,098.57 | 4,098.57 | 1% |
| Japanese Large Cap Equity | 5,302.22 | 7,626.50 | 2,324.28 | 2% |
| Asia ex-Japan Equity | 19,544.41 | 0.00 | (19,544.41) | |
| Global Equity | 27,896.11 | 30,338.57 | 2,442.46 | 7% |
| Total Value | \$263,463.01 | \$238,484.23 | (\$24,978.78) | 55% |

| Market Value/Cost | Current Period Value |
|-------------------------|----------------------|
| Market Value | 238,484.23 |
| Tax Cost | 226,881.12 |
| Unrealized Gain/Loss | 11,603.11 |
| Estimated Annual Income | 5,061.38 |
| Yield | 2.12% |

Asset Categories



Equity as a percentage of your portfolio - 55%

Equity Detail

J.P.Morgan



TR U/W FOR THE FAIRVIEW FARM ACCT P60325001
As of 1/31/16

| | Price | Quantity | Value | Adjusted Tax Cost Original Cost | Unrealized Gain/Loss | Est Annual Inc Accrued Div | Yield |
|--|--------|----------|---------------------|------------------------------------|-------------------------|-------------------------------|--------------|
| US Large Cap Equity | | | | | | | |
| FMI LARGE CAP FD 302933-20-5 FMIH X | 17 99 | 421 758 | 7,587 43 | 5,921 49 | 1,665 94 | 87 72 | 1 16% |
| HARTFORD CAPITAL APPREC-I 416649-30-9 ITHI X | 31 52 | 506 513 | 15,965 29 | 16,954 22 | (988 93) | 118 01 | 0 74% |
| JPM US LARGE CAP CORE PLUS FD - SEL FUND 1002 4812A2-38-9 JLPS X | 24 83 | 770 927 | 19,142 12 | 15,509 18 | 3,632 94 | 47 79 | 0 25% |
| SPDR S&P 500 ETF TRUST 78462F-10-3 SPY | 193 72 | 328 000 | 63,540 42 | 56,822 89 | 6,717 53 | 1,379 56 | 2 17% |
| Total US Large Cap Equity | | | \$106,235 26 | \$95,207.78 | \$11,027.48 | \$1,633.08 | 1.54% |
| US Mid Cap Equity | | | | | | | |
| ISHARES CORE S&P MIDCAP ETF 464287-50-7 IJH | 131 53 | 125 000 | 16,441 25 | 13,758 71 | 2,682 54 | 271 87 | 1 65% |
| JPM MKT EXP ENH INDEX FD - SEL FUND 3708 4812C1-63-7 PGMI X | 9 60 | 702 535 | 6,744 34 | 5,964 52 | 779 82 | 85 70 | 1 27% |
| Total US Mid Cap Equity | | | \$23,185.59 | \$19,723.23 | \$3,462.36 | \$357.57 | 1.54% |
| EAFE Equity | | | | | | | |
| ISHA CURR HEDGED MSCI EAFE 46434V-80-3 HEFA | 24 33 | 706 000 | 17,176 98 | 18,215 91 | (1,038 93) | 467 37 | 2 72% |

J.P.Morgan

Page 5 of 10

000585 0014 of 0248 RESPONSE XL INDENTATION



03140738880310085514
PT5850010088810110



TR U/W FOR THE FAIRVIEW FARM ACCT P60325001
As of 1/31/16

| | Price | Quantity | Value | Adjusted Tax Cost Original Cost | Unrealized Gain/Loss | Est. Annual Inc Accrued Div | Yield |
|--|-------|-----------|--------------------|------------------------------------|-------------------------|--------------------------------|--------------|
| EAFE Equity | | | | | | | |
| ISHARES MSCI EAFE INDEX FUND 464287-46-5 EFA | 55 48 | 222 000 | 12,316 56 | 13,370 45 | (1,053 89) | 359 64 | 2 92% |
| MFS INTL VALUE-I 55273E-82-2 MINI X | 34 72 | 396 754 | 13,775 30 | 9,997 01 | 3,778 29 | 211 46 | 1 54% |
| OAKMARK INTERNATIONAL-I 413838-20-2 OAKI X | 19 44 | 566 952 | 11,021 55 | 13,930 00 | (2,908 45) | 281 20 | 2 55% |
| T ROWE PRICE OVERSEAS STOCK 77956H-75-7 TROS X | 8 48 | 1,498 744 | 12,709 35 | 12,978 64 | (269 29) | 284 76 | 2 24% |
| Total EAFE Equity | | | \$66,999.74 | \$68,492 01 | (\$1,492.27) | \$1,604 43 | 2.40% |
| European Large Cap Equity | | | | | | | |
| VANGUARD FTSE EUROPE ETF 922042-87-4 VGK | 47 11 | 87 000 | 4,098 57 | 4,781 10 | (682 53) | 141 11 | 3 44% |
| Japanese Large Cap Equity | | | | | | | |
| BROWN ADV JAPAN ALPHA OPP-IS 115233-57-9 BAFJ X | 10 27 | 742 600 | 7,626 50 | 8,081 00 | (454 50) | 704 72 | 9 24% |
| Global Equity | | | | | | | |
| JPM GLBL RES ENH INDEX FD - SEL FUND 3457 46637K-51-3 JEIT X | 16 82 | 1,803 720 | 30,338 57 | 30,596 00 | (257 43) | 620 47 | 2 05% |



TR U/W FOR THE FAIRVIEW FARM ACCT P60325001
As of 1/31/16

Alternative Assets Summary

| Asset Categories | Beginning Estimated Value | Ending Estimated Value | Change In Value | Current Allocation |
|--------------------|------------------------------|---------------------------|----------------------|-----------------------|
| Hedge Funds | 62,122.44 | 48,817.17 | (13,305.27) | 11% |
| Hard Assets | 10,049.21 | 0.00 | (10,049.21) | |
| Total Value | \$72,171.65 | \$48,817.17 | (\$23,354.48) | 11% |

Alternative Assets Detail

| | Price | Quantity | Estimated Value | Cost |
|--|-------|----------|--------------------|--------------------|
| Hedge Funds | | | | |
| EQUINOX FDS TR IPM SYSTMATC I 29446A-71-0 EQIP X | 10.50 | 886.640 | 9,309.72 | 9,026.00 |
| EQUINOX CAMPBELL STRATEGY-I 29446A-81-9 EBSI X | 11.27 | 770.339 | 8,681.72 | 7,991.00 |
| GATEWAY FD-Y 367829-88-4 GTEY X | 28.80 | 316.633 | 9,119.03 | 8,482.65 |
| GOTHAM ABSOLUTE RETURN-INS 360873-13-7 GARI X | 11.82 | 704.236 | 8,324.07 | 9,414.00 |
| PIMCO UNCONSTRAINED BOND-P 72201M-45-3 PUCP X | 10.14 | 870.686 | 8,828.76 | 9,969.35 |
| PRUDENTIAL ABS RET BND-Z 74441J-82-9 PADZ X | 9.31 | 489.138 | 4,553.87 | 4,857.14 |
| Total Hedge Funds | | | \$48,817.17 | \$49,740.14 |

J.P.Morgan

Page 7 of 10

000585 0015 of 0248 NSP000016 XL NSP001200N



033407388001008515
03440730060010000515

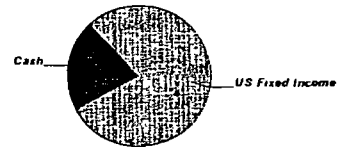


TR U/W FOR THE FAIRVIEW FARM ACCT P60325001
As of 1/31/16

Cash & Fixed Income Summary

| Asset Categories | Beginning Market Value | Ending Market Value | Change In Value | Current Allocation |
|--------------------|------------------------|---------------------|--------------------|--------------------|
| Cash | 25,590.66 | 30,407.38 | 4,816.72 | 7% |
| US Fixed Income | 105,992.04 | 114,675.73 | 8,683.69 | 27% |
| Total Value | \$131,582.70 | \$145,083.11 | \$13,500.41 | 34% |

Asset Categories



| Market Value/Cost | Current Period Value |
|-------------------------|----------------------|
| Market Value | 145,083.11 |
| Tax Cost | 147,598.10 |
| Unrealized Gain/Loss | (2,514.99) |
| Estimated Annual Income | 3,316.66 |
| Accrued Interest | 0.93 |
| Yield | 2.28% |

SUMMARY BY MATURITY

| Cash & Fixed Income | Market Value | % of Bond Portfolio |
|-------------------------|--------------|---------------------|
| 0-6 months ¹ | 145,083.11 | 100% |

¹ The years indicate the number of years until the bond is scheduled to mature based on the statement end date. Some bonds may be called, or paid in full, before their stated maturity.

SUMMARY BY TYPE

| Cash & Fixed Income | Market Value | % of Bond Portfolio |
|---------------------|---------------------|---------------------|
| Cash | 30,407.38 | 20% |
| Mutual Funds | 114,675.73 | 80% |
| Total Value | \$145,083.11 | 100% |



TR U/W FOR THE FAIRVIEW FARM ACCT P60325001
As of 1/31/16

Note ¹ This is the Annual Percentage Yield (APY) which is the rate earned if balances remain on deposit for a full year with compounding, there is no change in the interest rate and all interest is left in the account

Cash & Fixed Income Detail

| | Pnce | Quantity | Value | Adjusted Tax Cost Original Cost | Unrealized Gain/Loss | Est Annual Income Accrued Interest | Yield |
|--|-------|-----------|-----------|------------------------------------|-------------------------|---------------------------------------|--------------------|
| Cash | | | | | | | |
| US DOLLAR PRINCIPAL | 1 00 | 30,407 38 | 30,407 38 | 30,407 38 | | 9 12 0 93 | 0 03% ¹ |
| US Fixed Income | | | | | | | |
| DODGE & COX INCOME FD 256210-10-5 | 13 28 | 670 94 | 8,910 10 | 9,051 00 | (140 90) | 270 38 | 3 03% |
| JPM STRAT INC OPP FD - SEL FUND 3844 4812A4-35-1 | 10 96 | 823 99 | 9,030 89 | 9,462 18 | (431 29) | 337 83 | 3 74% |
| JPM CORE BD FD - SEL FUND 3720 4812C0-38-1 | 11 68 | 2,899 35 | 33,864 38 | 33,741 00 | 123 38 | 782 82 | 2 31% |
| JPM HIGH YIELD FD - SEL FUND 3580 4812C0-80-3 | 6 70 | 1,164 22 | 7,800 29 | 8,755 97 | (955 68) | 487 80 | 6 25% |
| JPM SHORT DURATION BD FD - SEL FUND 3133 4812C1-33-0 | 10 85 | 1,697 36 | 18,416 32 | 18,146 79 | 269 53 | 162 94 | 0 88% |
| JPM UNCONSTRAINED DEBT FD - SELECT FUND 2130 48121A-29-0 | 9 58 | 1,814 73 | 17,385 12 | 18,063 00 | (677 88) | 727 70 | 4 19% |

J.P.Morgan

Page 9 of 10

000585 0015 of 0248 RESPONSE TO INQUIRY



0310738801009516
0310738801009516



TR U/W FOR THE FAIRVIEW FARM ACCT P60325001
As of 1/31/16

| | Price | Quantity | Value | Adjusted Tax Cost Original Cost | Unrealized Gain/Loss | Est Annual Income Accrued Interest | Yield |
|---|-------|----------|---------------------|------------------------------------|-------------------------|---------------------------------------|--------------|
| US Fixed Income | | | | | | | |
| JPM INFLATION MGD BD FD - SEL FUND 2037 48121A-56-3 | 10 11 | 929 97 | 9,401 99 | 9,900 78 | (498 79) | 136 70 | 1 45% |
| DOUBLELINE TOTL RET BND-I 258620-10-3 | 10 89 | 906 03 | 9,866 64 | 10,070 00 | (203 36) | 401 37 | 4 07% |
| Total US Fixed Income | | | \$114,675.73 | \$117,190.72 | (\$2,514.99) | \$3,307 54 | 2.88% |