



See a Social Security Number? Say Something!  
Report Privacy Problems to <https://public.resource.org/privacy>  
Or call the IRS Identity Theft Hotline at 1-800-908-4490



**Return of Private Foundation**

**2015**

Department of the Treasury  
Internal Revenue Service

or Section 4947(a)(1) Trust Treated as Private Foundation  
Do not enter social security numbers on this form as it may be made public.

Information about Form 990-PF and its separate instructions is at [www.irs.gov/form990pf](http://www.irs.gov/form990pf)

Open to Public Inspection

For calendar year 2015 or tax year beginning 02/01, 2015, and ending 01/31, 2016

Name of foundation: THE ROBERT GOELET FOUNDATION P62701001

Number and street (or P.O. box number if mail is not delivered to street address): 10 S DEARBORN IL1-0117

Room/suite: \_\_\_\_\_

City or town, state or province, country, and ZIP or foreign postal code: CHICAGO, IL 60603

Employer identification number: 13-6146654

Telephone number (see instructions): 866-888-5157

Check all that apply:

<input type="checkbox"/> Initial return	<input type="checkbox"/> Initial return of a former public charity
<input type="checkbox"/> Final return	<input type="checkbox"/> Amended return
<input type="checkbox"/> Address change	<input type="checkbox"/> Name change

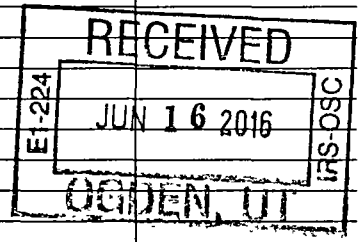
Check type of organization:  Section 501(c)(3) exempt private foundation  
 Section 4947(a)(1) nonexempt charitable trust  Other taxable private foundation

Fair market value of all assets at end of year (from Part II, col. (c), line 16) \$ 2,409,934

Accounting method:  Cash  Accrual  
 Other (specify) \_\_\_\_\_

(Part I, column (d) must be on cash basis.)

Part I Analysis of Revenue and Expenses (The total of amounts in columns (b), (c), and (d) may not necessarily equal the amounts in column (a) (see instructions))		(a) Revenue and expenses per books	(b) Net investment income	(c) Adjusted net income	(d) Disbursements for charitable purposes (cash basis only)
1	Contributions, gifts, grants, etc., received (attach schedule)				
2	Check <input checked="" type="checkbox"/> if the foundation is not required to attach Sch. B.				
3	Interest on savings and temporary cash investments				
4	Dividends and interest from securities	55,642.	55,560.		
5a	Gross rents				
b	Net rental income or (loss)				
6a	Net gain or (loss) from sale of assets not on line 10	90,012.			
b	Gross sales price for all assets on line 6a	226,440.			
7	Capital gain net income (from Part IV, line 2)		90,012.		
8	Net short-term capital gain				
9	Income modifications				
10a	Gross sales less returns and allowances				
b	Less Cost of goods sold				
c	Gross profit or (loss) (attach schedule)				
11	Other income (attach schedule)				
12	<b>Total.</b> Add lines 1 through 11	145,654.	145,572.		
13	Compensation of officers, directors, trustees, etc.	38,432.	23,059.		15,373.
14	Other employee salaries and wages		NONE	NONE	
15	Pension plans, employee benefits		NONE	NONE	
16a	Legal fees (attach schedule)				
b	Accounting fees (attach schedule)				
c	Other professional fees (attach schedule)				
17	Interest				
18	Taxes (attach schedule) (see instructions)	4,481.	485.		
19	Depreciation (attach schedule) and depletion				
20	Occupancy				
21	Travel, conferences, and meetings		NONE	NONE	
22	Printing and publications		NONE	NONE	
23	Other expenses (attach schedule)	250.			250.
24	<b>Total operating and administrative expenses.</b> Add lines 13 through 23	43,163.	23,544.	NONE	15,623.
25	Contributions, gifts, grants paid	73,000.			73,000.
26	<b>Total expenses and disbursements.</b> Add lines 24 and 25	116,163.	23,544.	NONE	88,623.
27	Subtract line 26 from line 12				
a	Excess of revenue over expenses and disbursements	29,491.			
b	<b>Net investment income</b> (if negative, enter -0-)		122,028.		
c	<b>Adjusted net income</b> (if negative, enter -0-)				



ENVELOPE POSTLATE DATE JUN 13 2016

SCANNED JUN 20 2016

Part II Balance Sheets		Attached schedules and amounts in the description column should be for end-of-year amounts only (See instructions)			
		Beginning of year	End of year		
		(a) Book Value	(b) Book Value	(c) Fair Market Value	
Assets	1	Cash - non-interest-bearing . . . . .	27,573.	13,055.	13,055.
	2	Savings and temporary cash investments . . . . .	146,423.	169,384.	169,384.
	3	Accounts receivable ▶			
		Less: allowance for doubtful accounts ▶			
	4	Pledges receivable ▶			
		Less: allowance for doubtful accounts ▶			
	5	Grants receivable . . . . .			
	6	Receivables due from officers, directors, trustees, and other disqualified persons (attach schedule) (see instructions) . . . . .			
	7	Other notes and loans receivable (attach schedule) ▶			
		Less: allowance for doubtful accounts ▶	NONE		
	8	Inventories for sale or use . . . . .			
	9	Prepaid expenses and deferred charges . . . . .			
	10a	Investments - U.S. and state government obligations (attach schedule) . . . . .			
	b	Investments - corporate stock (attach schedule) . . . . .	1,154,277.	1,220,223.	1,852,623.
	c	Investments - corporate bonds (attach schedule) . . . . .	374,092.	374,092.	374,872.
	11	Investments - land, buildings, and equipment basis ▶ Less: accumulated depreciation (attach schedule) ▶			
12	Investments - mortgage loans . . . . .				
13	Investments - other (attach schedule) . . . . .	45,000.			
14	Land, buildings, and equipment basis ▶ Less: accumulated depreciation (attach schedule) ▶				
15	Other assets (describe ▶ )				
16	<b>Total assets</b> (to be completed by all filers - see the instructions. Also, see page 1, item I) . . . . .	1,747,365.	1,776,754.	2,409,934.	
Liabilities	17	Accounts payable and accrued expenses . . . . .			
	18	Grants payable . . . . .			
	19	Deferred revenue . . . . .			
	20	Loans from officers, directors, trustees, and other disqualified persons . . . . .			
	21	Mortgages and other notes payable (attach schedule) . . . . .			
	22	Other liabilities (describe ▶ )			
23	<b>Total liabilities</b> (add lines 17 through 22) . . . . .		NONE		
Net Assets or Fund Balances	Foundations that follow SFAS 117, check here ▶ <input type="checkbox"/> and complete lines 24 through 26 and lines 30 and 31.				
	24	Unrestricted . . . . .			
	25	Temporarily restricted . . . . .			
	26	Permanently restricted . . . . .			
	Foundations that do not follow SFAS 117, check here ▶ <input checked="" type="checkbox"/> and complete lines 27 through 31.				
	27	Capital stock, trust principal, or current funds . . . . .	1,747,365.	1,776,754.	
	28	Paid-in or capital surplus, or land, bldg, and equipment fund . . . . .			
	29	Retained earnings, accumulated income, endowment, or other funds . . . . .			
30	<b>Total net assets or fund balances</b> (see instructions) . . . . .	1,747,365.	1,776,754.		
31	<b>Total liabilities and net assets/fund balances</b> (see instructions) . . . . .	1,747,365.	1,776,754.		

**Part III Analysis of Changes in Net Assets or Fund Balances**

1	Total net assets or fund balances at beginning of year - Part II, column (a), line 30 (must agree with end-of-year figure reported on prior year's return) . . . . .	1	1,747,365.
2	Enter amount from Part I, line 27a . . . . .	2	29,491.
3	Other increases not included in line 2 (itemize) ▶	3	
4	Add lines 1, 2, and 3 . . . . .	4	1,776,856.
5	Decreases not included in line 2 (itemize) ▶ <b>COST BASIS ADJUSTMENT</b>	5	102.
6	<b>Total net assets or fund balances at end of year</b> (line 4 minus line 5) - Part II, column (b), line 30 . . . . .	6	1,776,754.

**Part IV Capital Gains and Losses for Tax on Investment Income**

(a) List and describe the kind(s) of property sold (e.g., real estate, 2-story brick warehouse; or common stock, 200 shs. MLC Co.)			(b) How acquired P - Purchase D - Donation	(c) Date acquired (mo., day, yr.)	(d) Date sold (mo., day, yr.)
<b>1a PUBLICLY TRADED SECURITIES</b>					
<b>b</b>					
<b>c</b>					
<b>d</b>					
<b>e</b>					
(e) Gross sales price	(f) Depreciation allowed (or allowable)	(g) Cost or other basis plus expense of sale	(h) Gain or (loss) (e) plus (f) minus (g)		
<b>a</b> 226,440.		136,428.	90,012.		
<b>b</b>					
<b>c</b>					
<b>d</b>					
<b>e</b>					
Complete only for assets showing gain in column (h) and owned by the foundation on 12/31/69			<b>(i) Gains (Col. (h) gain minus col. (k), but not less than -0-) or Losses (from col. (h))</b>		
(i) F.M.V. as of 12/31/69	(j) Adjusted basis as of 12/31/69	(k) Excess of col. (i) over col. (j), if any			
<b>a</b>			90,012.		
<b>b</b>					
<b>c</b>					
<b>d</b>					
<b>e</b>					
<b>2 Capital gain net income or (net capital loss)</b>		{ If gain, also enter in Part I, line 7 If (loss), enter -0- in Part I, line 7 }	<b>2</b>	90,012.	
<b>3 Net short-term capital gain or (loss) as defined in sections 1222(5) and (6):</b> If gain, also enter in Part I, line 8, column (c) (see instructions). If (loss), enter -0- in Part I, line 8			<b>3</b>		

**Part V Qualification Under Section 4940(e) for Reduced Tax on Net Investment Income**

(For optional use by domestic private foundations subject to the section 4940(a) tax on net investment income.)

If section 4940(d)(2) applies, leave this part blank.

Was the foundation liable for the section 4942 tax on the distributable amount of any year in the base period?  Yes  No  
 If "Yes," the foundation does not qualify under section 4940(e). Do not complete this part.

<b>1 Enter the appropriate amount in each column for each year; see the instructions before making any entries.</b>			
(a) Base period years Calendar year (or tax year beginning in)	(b) Adjusted qualifying distributions	(c) Net value of noncharitable-use assets	(d) Distribution ratio (col. (b) divided by col. (c))
2014	91,299.	2,585,988.	0.035305
2013	104,517.	2,427,699.	0.043052
2012	99,761.	2,246,226.	0.044413
2011	140,519.	2,283,623.	0.061533
2010	128,203.	2,144,522.	0.059782
<b>2 Total of line 1, column (d)</b>			<b>2</b> 0.244085
<b>3 Average distribution ratio for the 5-year base period - divide the total on line 2 by 5, or by the number of years the foundation has been in existence if less than 5 years</b>			<b>3</b> 0.048817
<b>4 Enter the net value of noncharitable-use assets for 2015 from Part X, line 5</b>			<b>4</b> 2,514,903.
<b>5 Multiply line 4 by line 3</b>			<b>5</b> 122,770.
<b>6 Enter 1% of net investment income (1% of Part I, line 27b)</b>			<b>6</b> 1,220.
<b>7 Add lines 5 and 6</b>			<b>7</b> 123,990.
<b>8 Enter qualifying distributions from Part XII, line 4</b> If line 8 is equal to or greater than line 7, check the box in Part VI, line 1b, and complete that part using a 1% tax rate. See the Part VI instructions.			<b>8</b> 88,623.

Part VI Excise Tax Based on Investment Income (Section 4940(a), 4940(b), 4940(e), or 4948 - see instructions)

Table with 11 rows and 2 columns. Rows include: 1a Exempt operating foundations, b Domestic foundations, c All other domestic foundations, 2 Tax under section 511, 3 Add lines 1 and 2, 4 Subtitle A (income) tax, 5 Tax based on investment income, 6 Credits/Payments (6a-6d), 7 Total credits and payments, 8 Enter any penalty, 9 Tax due, 10 Overpayment, 11 Enter the amount of line 10 to be Credited to 2016 estimated tax.

Part VII-A Statements Regarding Activities

Table with 10 rows and 3 columns (Yes/No). Rows include: 1a During the tax year, did the foundation attempt to influence any national, state, or local legislation... 1b Did it spend more than \$100 during the year... 1c Did the foundation file Form 1120-POL for this year? 2 Enter the amount (if any) of tax on political expenditures... 2 Has the foundation engaged in any activities that have not previously been reported to the IRS? 3 Has the foundation made any changes, not previously reported to the IRS... 4a Did the foundation have unrelated business gross income of \$1,000 or more during the year? 4b If "Yes," has it filed a tax return on Form 990-T for this year? 5 Was there a liquidation, termination, dissolution, or substantial contraction during the year? 6 Are the requirements of section 508(e) (relating to sections 4941 through 4945) satisfied either: 7 Did the foundation have at least \$5,000 in assets at any time during the year? 8a Enter the states to which the foundation reports or with which it is registered (see instructions) NY 8b If the answer is "Yes" to line 7, has the foundation furnished a copy of Form 990-PF to the Attorney General... 9 Is the foundation claiming status as a private operating foundation... 10 Did any persons become substantial contributors during the tax year?

**Part VII-A Statements Regarding Activities (continued)**

11	At any time during the year, did the foundation, directly or indirectly, own a controlled entity within the meaning of section 512(b)(13)? If "Yes," attach schedule (see instructions) . . . . .	Yes	No
11			X
12	Did the foundation make a distribution to a donor advised fund over which the foundation or a disqualified person had advisory privileges? If "Yes," attach statement (see instructions) . . . . .		X
12			X
13	Did the foundation comply with the public inspection requirements for its annual returns and exemption application? Website address ▶ <u>n/a</u>	X	
13		X	
14	The books are in care of ▶ <u>JP MORGAN CHASE BANK .N.A.</u> Telephone no. ▶ <u>(866) 888-5157</u> Located at ▶ <u>10 S DEARBORN ST; MC; IL 1-0117, CHICAGO, IL</u> ZIP+4 ▶ <u>60603</u>		
15	Section 4947(a)(1) nonexempt charitable trusts filing Form 990-PF in lieu of Form 1041 - Check here . . . . . ▶ <input type="checkbox"/> and enter the amount of tax-exempt interest received or accrued during the year . . . . . ▶ <u>15</u>		
16	At any time during calendar year 2015, did the foundation have an interest in or a signature or other authority over a bank, securities, or other financial account in a foreign country? . . . . . See the instructions for exceptions and filing requirements for FinCEN Form 114. If "Yes," enter the name of the foreign country ▶	Yes	No
16			X

**Part VII-B Statements Regarding Activities for Which Form 4720 May Be Required**

**File Form 4720 if any item is checked in the "Yes" column, unless an exception applies.**

		Yes	No
1a	During the year did the foundation (either directly or indirectly):		
(1)	Engage in the sale or exchange, or leasing of property with a disqualified person? . . . . . <input type="checkbox"/> Yes <input checked="" type="checkbox"/> No		
(2)	Borrow money from, lend money to, or otherwise extend credit to (or accept it from) a disqualified person? . . . . . <input type="checkbox"/> Yes <input checked="" type="checkbox"/> No		
(3)	Furnish goods, services, or facilities to (or accept them from) a disqualified person? . . . . . <input type="checkbox"/> Yes <input checked="" type="checkbox"/> No		
(4)	Pay compensation to, or pay or reimburse the expenses of, a disqualified person? . . . . . <input checked="" type="checkbox"/> Yes <input type="checkbox"/> No		
(5)	Transfer any income or assets to a disqualified person (or make any of either available for the benefit or use of a disqualified person)? . . . . . <input type="checkbox"/> Yes <input checked="" type="checkbox"/> No		
(6)	Agree to pay money or property to a government official? (Exception. Check "No" if the foundation agreed to make a grant to or to employ the official for a period after termination of government service, if terminating within 90 days.) . . . . . <input type="checkbox"/> Yes <input checked="" type="checkbox"/> No		
b	If any answer is "Yes" to 1a(1)-(6), did any of the acts fail to qualify under the exceptions described in Regulations section 53.4941(d)-3 or in a current notice regarding disaster assistance (see instructions)? . . . . . <input type="checkbox"/> Organizations relying on a current notice regarding disaster assistance check here . . . . . ▶ <input type="checkbox"/>	1b	X
c	Did the foundation engage in a prior year in any of the acts described in 1a, other than excepted acts, that were not corrected before the first day of the tax year beginning in 2015? . . . . .	1c	X
2	Taxes on failure to distribute income (section 4942) (does not apply for years the foundation was a private operating foundation defined in section 4942(j)(3) or 4942(j)(5)):		
a	At the end of tax year 2015, did the foundation have any undistributed income (lines 6d and 6e, Part XIII) for tax year(s) beginning before 2015? . . . . . <input type="checkbox"/> Yes <input checked="" type="checkbox"/> No If "Yes," list the years ▶ _____, _____, _____		
b	Are there any years listed in 2a for which the foundation is not applying the provisions of section 4942(a)(2) (relating to incorrect valuation of assets) to the year's undistributed income? (If applying section 4942(a)(2) to all years listed, answer "No" and attach statement - see instructions) . . . . .	2b	X
c	If the provisions of section 4942(a)(2) are being applied to any of the years listed in 2a, list the years here. ▶ _____, _____, _____		
3a	Did the foundation hold more than a 2% direct or indirect interest in any business enterprise at any time during the year? . . . . . <input type="checkbox"/> Yes <input checked="" type="checkbox"/> No		
b	If "Yes," did it have excess business holdings in 2015 as a result of (1) any purchase by the foundation or disqualified persons after May 26, 1969, (2) the lapse of the 5-year period (or longer period approved by the Commissioner under section 4943(c)(7)) to dispose of holdings acquired by gift or bequest; or (3) the lapse of the 10-, 15-, or 20-year first phase holding period? (Use Schedule C, Form 4720, to determine if the foundation had excess business holdings in 2015) . . . . .	3b	
4a	Did the foundation invest during the year any amount in a manner that would jeopardize its charitable purposes?	4a	X
b	Did the foundation make any investment in a prior year (but after December 31, 1969) that could jeopardize its charitable purpose that had not been removed from jeopardy before the first day of the tax year beginning in 2015?	4b	X

**Part VII-B Statements Regarding Activities for Which Form 4720 May Be Required (continued)**

5a During the year did the foundation pay or incur any amount to

(1) Carry on propaganda, or otherwise attempt to influence legislation (section 4945(e))?  Yes  No

(2) Influence the outcome of any specific public election (see section 4955); or to carry on, directly or indirectly, any voter registration drive?  Yes  No

(3) Provide a grant to an individual for travel, study, or other similar purposes?  Yes  No

(4) Provide a grant to an organization other than a charitable, etc., organization described in section 4945(d)(4)(A)? (see instructions).  Yes  No

(5) Provide for any purpose other than religious, charitable, scientific, literary, or educational purposes, or for the prevention of cruelty to children or animals?  Yes  No

b If any answer is "Yes" to 5a(1)-(5), did any of the transactions fail to qualify under the exceptions described in Regulations section 53.4945 or in a current notice regarding disaster assistance (see instructions)?  Yes  No  
 Organizations relying on a current notice regarding disaster assistance check here

c If the answer is "Yes" to question 5a(4), does the foundation claim exemption from the tax because it maintained expenditure responsibility for the grant?  Yes  No  
 If "Yes," attach the statement required by Regulations section 53.4945-5(d).

6a Did the foundation, during the year, receive any funds, directly or indirectly, to pay premiums on a personal benefit contract?  Yes  No

b Did the foundation, during the year, pay premiums, directly or indirectly, on a personal benefit contract?  Yes  No  
 If "Yes" to 6b, file Form 8870.

7a At any time during the tax year, was the foundation a party to a prohibited tax shelter transaction?  Yes  No

b If "Yes," did the foundation receive any proceeds or have any net income attributable to the transaction?  Yes  No

**Part VIII Information About Officers, Directors, Trustees, Foundation Managers, Highly Paid Employees, and Contractors**

**1 List all officers, directors, trustees, foundation managers and their compensation (see instructions).**

(a) Name and address	(b) Title, and average hours per week devoted to position	(c) Compensation (If not paid, enter -0-)	(d) Contributions to employee benefit plans and deferred compensation	(e) Expense account, other allowances
JP MORGAN CHASE BANK .N.A. 10 S DEARBORN ST; MC; IL 1-0117, Chicago, IL 60603	trustee 2	34,767.	-0-	-0-
LOUIS B FROST DAVIDSON DAWSON & CLARK LLC, 60 EAS, Florida, NY 1016	co-trustee 1	3,665.	-0-	-0-

**2 Compensation of five highest-paid employees (other than those included on line 1 - see instructions). If none, enter "NONE."**

(a) Name and address of each employee paid more than \$50,000	(b) Title, and average hours per week devoted to position	(c) Compensation	(d) Contributions to employee benefit plans and deferred compensation	(e) Expense account, other allowances
NONE		NONE	NONE	NONE

Total number of other employees paid over \$50,000  NONE

**Part VIII Information About Officers, Directors, Trustees, Foundation Managers, Highly Paid Employees, and Contractors (continued)**

<b>3 Five highest-paid independent contractors for professional services (see instructions). If none, enter "NONE."</b>		
(a) Name and address of each person paid more than \$50,000	(b) Type of service	(c) Compensation
NONE		NONE
<b>Total number of others receiving over \$50,000 for professional services</b>		NONE

**Part IX-A Summary of Direct Charitable Activities**

List the foundation's four largest direct charitable activities during the tax year. Include relevant statistical information such as the number of organizations and other beneficiaries served, conferences convened, research papers produced, etc.	Expenses
1 NONE	
2	
3	
4	

**Part IX-B Summary of Program-Related Investments (see instructions)**

Describe the two largest program-related investments made by the foundation during the tax year on lines 1 and 2.	Amount
1 NONE	
2	
All other program-related investments. See instructions.	
3 NONE	
<b>Total. Add lines 1 through 3</b>	

**Part X Minimum Investment Return** (All domestic foundations must complete this part. Foreign foundations, see instructions.)

<b>1</b>	Fair market value of assets not used (or held for use) directly in carrying out charitable, etc., purposes:		
<b>a</b>	Average monthly fair market value of securities . . . . .	<b>1a</b>	2,402,635.
<b>b</b>	Average of monthly cash balances . . . . .	<b>1b</b>	150,566.
<b>c</b>	Fair market value of all other assets (see instructions). . . . .	<b>1c</b>	NONE
<b>d</b>	<b>Total</b> (add lines 1a, b, and c) . . . . .	<b>1d</b>	2,553,201.
<b>e</b>	Reduction claimed for blockage or other factors reported on lines 1a and 1c (attach detailed explanation) . . . . .	<b>1e</b>	
<b>2</b>	Acquisition indebtedness applicable to line 1 assets . . . . .	<b>2</b>	NONE
<b>3</b>	Subtract line 2 from line 1d . . . . .	<b>3</b>	2,553,201.
<b>4</b>	Cash deemed held for charitable activities. Enter 1 1/2% of line 3 (for greater amount, see instructions). . . . .	<b>4</b>	38,298.
<b>5</b>	<b>Net value of noncharitable-use assets.</b> Subtract line 4 from line 3. Enter here and on Part V, line 4	<b>5</b>	2,514,903.
<b>6</b>	<b>Minimum investment return.</b> Enter 5% of line 5 . . . . .	<b>6</b>	125,745.

**Part XI Distributable Amount** (see instructions) (Section 4942(j)(3) and (j)(5) private operating foundations and certain foreign organizations check here  and do not complete this part.)

<b>1</b>	Minimum investment return from Part X, line 6 . . . . .	<b>1</b>	125,745.
<b>2a</b>	Tax on investment income for 2015 from Part VI, line 5 . . . . .	<b>2a</b>	2,441.
<b>b</b>	Income tax for 2015. (This does not include the tax from Part VI.) . . . . .	<b>2b</b>	
<b>c</b>	Add lines 2a and 2b . . . . .	<b>2c</b>	2,441.
<b>3</b>	Distributable amount before adjustments. Subtract line 2c from line 1 . . . . .	<b>3</b>	123,304.
<b>4</b>	Recoveries of amounts treated as qualifying distributions . . . . .	<b>4</b>	NONE
<b>5</b>	Add lines 3 and 4 . . . . .	<b>5</b>	123,304.
<b>6</b>	Deduction from distributable amount (see instructions). . . . .	<b>6</b>	NONE
<b>7</b>	<b>Distributable amount</b> as adjusted. Subtract line 6 from line 5. Enter here and on Part XIII, line 1 . . . . .	<b>7</b>	123,304.

**Part XII Qualifying Distributions** (see instructions)

<b>1</b>	Amounts paid (including administrative expenses) to accomplish charitable, etc., purposes:		
<b>a</b>	Expenses, contributions, gifts, etc. - total from Part I, column (d), line 26 . . . . .	<b>1a</b>	88,623.
<b>b</b>	Program-related investments - total from Part IX-B . . . . .	<b>1b</b>	
<b>2</b>	Amounts paid to acquire assets used (or held for use) directly in carrying out charitable, etc., purposes . . . . .	<b>2</b>	NONE
<b>3</b>	Amounts set aside for specific charitable projects that satisfy the:		
<b>a</b>	Suitability test (prior IRS approval required) . . . . .	<b>3a</b>	NONE
<b>b</b>	Cash distribution test (attach the required schedule) . . . . .	<b>3b</b>	NONE
<b>4</b>	<b>Qualifying distributions.</b> Add lines 1a through 3b. Enter here and on Part V, line 8, and Part XIII, line 4	<b>4</b>	88,623.
<b>5</b>	Foundations that qualify under section 4940(e) for the reduced rate of tax on net investment income. Enter 1% of Part I, line 27b (see instructions) . . . . .	<b>5</b>	N/A
<b>6</b>	<b>Adjusted qualifying distributions.</b> Subtract line 5 from line 4 . . . . .	<b>6</b>	88,623.

**Note.** The amount on line 6 will be used in Part V, column (b), in subsequent years when calculating whether the foundation qualifies for the section 4940(e) reduction of tax in those years.

**Part XIII Undistributed Income** (see instructions)

	(a) Corpus	(b) Years prior to 2014	(c) 2014	(d) 2015
1 Distributable amount for 2015 from Part XI, line 7 . . . . .				123,304.
2 Undistributed income, if any, as of the end of 2015				
a Enter amount for 2014 only. . . . .			13,583.	
b Total for prior years 20 <u>13</u> , 20 <u>  </u> , 20 <u>  </u>		NONE		
3 Excess distributions carryover, if any, to 2015.				
a From 2010 . . . . .	NONE			
b From 2011 . . . . .	NONE			
c From 2012 . . . . .	NONE			
d From 2013 . . . . .	NONE			
e From 2014 . . . . .	NONE			
f Total of lines 3a through e . . . . .	NONE			
4 Qualifying distributions for 2015 from Part XII, line 4. ▶ \$ <u>88,623.</u>				
a Applied to 2014, but not more than line 2a . . . . .			13,583.	
b Applied to undistributed income of prior years (Election required - see instructions) . . . . .		NONE		
c Treated as distributions out of corpus (Election required - see instructions) . . . . .	NONE			
d Applied to 2015 distributable amount . . . . .				75,040.
e Remaining amount distributed out of corpus. . . . .	NONE			
5 Excess distributions carryover applied to 2015 . (If an amount appears in column (d), the same amount must be shown in column (a) )	NONE			NONE
6 Enter the net total of each column as indicated below:				
a Corpus. Add lines 3f, 4c, and 4e. Subtract line 5	NONE			
b Prior years' undistributed income. Subtract line 4b from line 2b. . . . .		NONE		
c Enter the amount of prior years' undistributed income for which a notice of deficiency has been issued, or on which the section 4942(a) tax has been previously assessed . . . . .		NONE		
d Subtract line 6c from line 6b. Taxable amount - see instructions . . . . .		NONE		
e Undistributed income for 2014. Subtract line 4a from line 2a. Taxable amount - see instructions . . . . .				
f Undistributed income for 2015. Subtract lines 4d and 5 from line 1 This amount must be distributed in 2016. . . . .				48,264.
7 Amounts treated as distributions out of corpus to satisfy requirements imposed by section 170(b)(1)(F) or 4942(g)(3) (Election may be required - see instructions) . . . . .	NONE			
8 Excess distributions carryover from 2010 not applied on line 5 or line 7 (see instructions) . . . . .	NONE			
9 Excess distributions carryover to 2016. Subtract lines 7 and 8 from line 6a . . . . .	NONE			
10 Analysis of line 9:				
a Excess from 2011 . . . . .	NONE			
b Excess from 2012 . . . . .	NONE			
c Excess from 2013 . . . . .	NONE			
d Excess from 2014 . . . . .	NONE			
e Excess from 2015 . . . . .	NONE			

**Part XIV Private Operating Foundations** (see instructions and Part VII-A, question 9) NOT APPLICABLE

**1a** If the foundation has received a ruling or determination letter that it is a private operating foundation, and the ruling is effective for 2015, enter the date of the ruling . . . . .

**b** Check box to indicate whether the foundation is a private operating foundation described in section  4942(j)(3) or  4942(j)(5)

	Tax year	Prior 3 years			(e) Total
	(a) 2015	(b) 2014	(c) 2013	(d) 2012	
<b>2a</b> Enter the lesser of the adjusted net income from Part I or the minimum investment return from Part X for each year listed . . . . .					
<b>b</b> 85% of line 2a . . . . .					
<b>c</b> Qualifying distributions from Part XII, line 4 for each year listed . . . . .					
<b>d</b> Amounts included in line 2c not used directly for active conduct of exempt activities . . . . .					
<b>e</b> Qualifying distributions made directly for active conduct of exempt activities Subtract line 2d from line 2c . . . . .					
<b>3</b> Complete 3a, b, or c for the alternative test relied upon					
<b>a</b> "Assets" alternative test - enter					
<b>(1)</b> Value of all assets . . . . .					
<b>(2)</b> Value of assets qualifying under section 4942(j)(3)(B)(i) . . . . .					
<b>b</b> "Endowment" alternative test - enter 2/3 of minimum investment return shown in Part X, line 6 for each year listed . . . . .					
<b>c</b> "Support" alternative test - enter					
<b>(1)</b> Total support other than gross investment income (interest, dividends, rents, payments on securities loans (section 512(a)(5)), or royalties) . . . . .					
<b>(2)</b> Support from general public and 5 or more exempt organizations as provided in section 4942(j)(3)(B)(iii) . . . . .					
<b>(3)</b> Largest amount of support from an exempt organization . . . . .					
<b>(4)</b> Gross investment income . . . . .					

**Part XV Supplementary Information (Complete this part only if the foundation had \$5,000 or more in assets at any time during the year - see instructions.)**

**1 Information Regarding Foundation Managers:**

**a** List any managers of the foundation who have contributed more than 2% of the total contributions received by the foundation before the close of any tax year (but only if they have contributed more than \$5,000). (See section 507(d)(2).)

NONE

**b** List any managers of the foundation who own 10% or more of the stock of a corporation (or an equally large portion of the ownership of a partnership or other entity) of which the foundation has a 10% or greater interest.

NONE

**2 Information Regarding Contribution, Grant, Gift, Loan, Scholarship, etc., Programs:**

Check here  if the foundation only makes contributions to preselected charitable organizations and does not accept unsolicited requests for funds. If the foundation makes gifts, grants, etc. (see instructions) to individuals or organizations under other conditions, complete items 2a, b, c, and d.

**a** The name, address, and telephone number or e-mail address of the person to whom applications should be addressed:  
SEE STATEMENT 3

**b** The form in which applications should be submitted and information and materials they should include:  
SEE ATTACHED STATEMENT FOR LINE 2

**c** Any submission deadlines:  
SEE ATTACHED STATEMENT FOR LINE 2

**d** Any restrictions or limitations on awards, such as by geographical areas, charitable fields, kinds of institutions, or other factors:  
SEE ATTACHED STATEMENT FOR LINE 2

**Part XV** Supplementary Information (continued)

**3 Grants and Contributions Paid During the Year or Approved for Future Payment**

Recipient Name and address (home or business)	If recipient is an individual, show any relationship to any foundation manager or substantial contributor	Foundation status of recipient	Purpose of grant or contribution	Amount
<b>a Paid during the year</b>				
METROPOLITAN OPERA ASSOCIATION INC 30 LINCOLN CENTER New York NY 10023	NONE	PC	GENERAL	25,000.
NEW YORK CITY BALLET INC 20 LINCOLN CENTER New York NY 10025	NONE	PC	GENERAL	10,000.
BOYS' AND GIRLS' TOWNS OF ITALY 250 E 63RD ST #204 New York NY 10065	NONE	PC	GENERAL	20,000.
CONCERN WORLDWIDE US INC. 355 LEXINGTON AVE, 16TH FLOOR New York NY 10	NONE	PC	GENERAL	5,000.
ESTHERS AID COVERAGE MARKETPLACE CORP., 271 NOR New Roch	NONE	PC	GENERAL	5,000.
THE LAKE PLACID CENTER FOR THE ARTS 17 ALGONQUIN DR, LAKE PLACID New York NY 129	NONE	PC	GENERAL	8,000.
<b>Total</b> . . . . . ▶ <b>3a</b>				<b>73,000.</b>
<b>b Approved for future payment</b>				
<b>Total</b> . . . . . ▶ <b>3b</b>				





FORM 990PF, PART I - TAXES  
=====

DESCRIPTION -----	REVENUE AND EXPENSES PER BOOKS -----	NET INVESTMENT INCOME -----
FEDERAL ESTIMATES - INCOME	3,996.	
FOREIGN TAXES ON QUALIFIED FOR	368.	368.
FOREIGN TAXES ON NONQUALIFIED	117.	117.
TOTALS	4,481.	485.

=====

THE ROBERT GOELET FOUNDATION P62701001

13-6146654

FORM 990PF, PART I - OTHER EXPENSES

=====

DESCRIPTION -----	REVENUE AND EXPENSES PER BOOKS -----	CHARITABLE PURPOSES -----
ATTORNEY GENERAL FEE	250.	250.
TOTALS	----- 250. =====	----- 250. =====

=====

RECIPIENT NAME:

JPMorgan Chase Bank, NA C Berozsky  
ADDRESS:

270 Park Ave. Fl 18  
New York, NY 10017

RECIPIENT'S PHONE NUMBER: 212-464-1949

FORM, INFORMATION AND MATERIALS:

no application form

SUBMISSION DEADLINES:

none

RESTRICTIONS OR LIMITATIONS ON AWARDS:

limited to IRC Section 501 C 3  
organization chosen by the trustee



JPMorgan Chase Bank, N.A.  
270 Park Avenue, New York, NY 10017-2014

THE ROBERT GOELET FDTN ACCT P62701001  
As of 1/31/16

## Fiduciary Account

### J.P. Morgan Team

Jonathan England	Banker	203/629-3195
Mary G. Campbell	T & E Officer	212/464-1940
Robb Lamanna	T & E Administrator	212/464-0986
Brad Turney	Portfolio Manager	302/634-1802
Laura Scott	Client Service Team	888/207-2435
Randy Day	Client Service Team	
Roselyn Harper	Client Service Team	
Online access	<a href="http://www.jpmorganonline.com">www.jpmorganonline.com</a>	

### Table of Contents

	Page
Account Summary	2
Holdings	
Equity	4
Alternative Assets	10
Cash & Fixed Income	11


Please see disclosures located at the end of this statement package for important information relating to each J P Morgan account(s)

J.P.Morgan

000001070615 0 15 00005.SCHMIF.20160202

Page 1 of 12

000585 0081 of 0248 NS2009M6 XI \*\*\*\*\*



03140728880310058581  
0344073066010000381



THE ROBERT GOELET FDTN ACCT. P62701001  
As of 1/31/16

## Account Summary

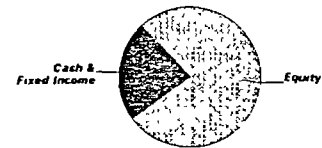
### PRINCIPAL

Asset Allocation	Beginning Market Value	Ending Market Value	Change In Value	Estimated Annual Income	Current Allocation
Equity	1,999,830.23	1,852,622.55	(147,207.68)	36,546.42	77%
Alternative Assets	29,353.10	0.00	(29,353.10)		
Cash & Fixed Income	543,876.83	544,256.41	379.58	16,540.77	23%
<b>Market Value</b>	<b>\$2,573,060.16</b>	<b>\$2,396,878.96</b>	<b>(\$176,181.20)</b>	<b>\$53,087.19</b>	<b>100%</b>


### INCOME

Cash Position	Beginning Market Value	Ending Market Value	Change In Value
Cash Balance	27,573.12	13,054.90	(14,518.22)
Accruals	932.87	822.68	(110.19)
<b>Market Value</b>	<b>\$28,505.99</b>	<b>\$13,877.58</b>	<b>(\$14,628.41)</b>

### Asset Allocation



### Manager Allocation \*



\* J.P. Morgan Managed includes mutual funds, other registered funds and hedge funds managed by J.P. Morgan and structured products issued by J.P. Morgan. J.P. Morgan Separately Managed Account includes fixed income, equity, and alternative separately managed accounts managed by J.P. Morgan. Third-Party Managed & Other includes mutual funds, exchange traded funds, hedge funds, and separately managed accounts managed by parties other than J.P. Morgan, separately managed accounts managed by J.P. Morgan where a party other than J.P. Morgan is the appointed investment advisor, structured products and exchange traded notes issued by parties other than J.P. Morgan, investment conduits investing in non-J.P. Morgan managed hedge funds, where J.P. Morgan is solely administrator to the conduit, and other investments not managed or issued by J.P. Morgan. J.P. Morgan Cash & Liquidity Funds includes cash, J.P. Morgan deposit sweeps and J.P. Morgan money market mutual funds. See important information about investment principles and conflicts in the disclosures section.

J.P.Morgan



THE ROBERT GOELET FDTN ACCT. P62701001  
As of 1/31/16

### Account Summary CONTINUED

Cost Summary	Cost
Equity	1,220,223 37
Cash & Fixed Income	543,475 70
<b>Total</b>	<b>\$1,763,699.07</b>



03A07888031005882  
03A40730260010009382

J.P.Morgan



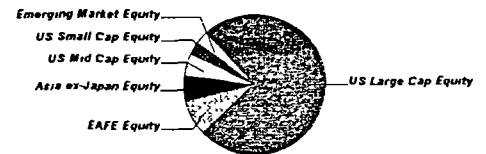
THE ROBERT GOELET FDTN ACCT P62701001  
As of 1/31/16

## Equity Summary

Asset Categories	Beginning Market Value	Ending Market Value	Change In Value	Current Allocation
US Large Cap Equity	1,466,957 28	1,398,247 80	(68,709 48)	58%
US Mid Cap Equity	114,536 00	105,224 00	(9,312 00)	4%
US Small Cap Equity	57,271 50	50,965 20	(6,306 30)	2%
EAFE Equity	180,399 49	150,790 59	(29,608 90)	6%
Asia ex-Japan Equity	134,780 59	109,790 86	(24,989 73)	5%
Emerging Market Equity	45,885 37	37,604 10	(8,281 27)	2%
<b>Total Value</b>	<b>\$1,999,830.23</b>	<b>\$1,852,622.55</b>	<b>(\$147,207.68)</b>	<b>77%</b>

Market Value/Cost	Current Period Value
Market Value	1,852,622 55
Tax Cost	1,220,223 37
Unrealized Gain/Loss	632,399 18
Estimated Annual Income	36,546 42
Accrued Dividends	818 03
Yield	1 97%

### Asset Categories



Equity as a percentage of your portfolio - 77 %

## Equity Detail




THE ROBERT COELET FDTN ACCT P62701001  
As of 1/31/16

	Price	Quantity	Value	Adjusted Tax Cost Original Cost	Unrealized Gain/Loss	Est. Annual Inc Accrued Div	Yield
<b>US Large Cap Equity</b>							
ABBOTT LABORATORIES 002824-10-0 ABT	37 85	265 000	10,030 25	6,847 39	3,182 86	275 60 68 90	2 75%
ABBVIE INC 00287Y-10-9 ABBV	54 90	265 000	14,548 50	7,425 40	7,123 10	604 20 151 05	4 15%
ALPHABET INC/CA-CL C 02079K-10-7 GOOG	742.95	20 000	14,859 00	3,025 95	11,833 05		
ALPHABET INC/CA-CL A 02079K-30-5 GOOG L	761 35	20 000	15,227 00	3,035 65	12,191 35		
AMER CENT EQUITY INCOME-INV 025076-10-0 TWEI X	7 88	18,750 000	147,750 00	105,000 00	42,750 00	3,806 25	2 58%
APPLE INC 037833-10-0 AAPL	97 34	105 000	10,220 70	7,026 46	3,194 24	218 40	2 14%
BB&T CORP 054937-10-7 BBT	32 66	145 000	4,735 70	3,983 15	752 55	156 60	3 31%
BECTON DICKINSON AND CO 075887-10-9 BDX	145 37	70 000	10,175 90	6,150 89	4,025 01	184 80	1 82%
CELGENE CORP 151020-10-4 CELG	100 32	250 000	25,080 00	6,732 36	18,347 64		
CHUBB LTD H1467J-10-4 CB	113 07	55 000	6,218 85	2,404 60	3,814 25	147 40	2 37%
COCA-COLA CO/THE 191216-10-0 KO	42.92	360 000	15,451 20	7,989 26	7,461 94	475 20	3 08%
CVS HEALTH CORP 126650-10-0 CVS	96 59	610 000	58,919 90	14,783 36	44,136 54	1,037 00 259 25	1 76%
DEERE & CO 244199-10-5 DE	77 01	140 000	10,781 40	6,479 18	4,302 22	336 00 84 00	3 12%

J.P.Morgan

Page 5 of 12

000585 0083 of 0248 NS20046.6 XL 1800770000



03140738880110058583  
03140730200010000583



THE ROBERT COELET FDTN ACCT. P62701001  
As of 1/31/16

	Price	Quantity	Value	Adjusted Tax Cost Original Cost	Unrealized Gain/Loss	Est. Annual Inc Accrued Div	Yield
<b>US Large Cap Equity</b>							
DF DENT PREMIER GROWTH 349903-41-9 DFDP X	22.66	5,307.856	120,276.02	50,000.00	70,276.02		
DU PONT (E.I.) DE NEMOURS 263534-10-9 DD	52.76	130.000	6,858.80	4,427.22	2,431.58	197.60	2.88%
EDGEWOOD GROWTH FD-INS 0075W0-75-9 EGFI X	20.06	6,772.687	135,860.10	65,000.00	70,860.10	27.09	0.02%
EDISON INTERNATIONAL 281020-10-7 EIX	61.80	60.000	3,708.00	1,998.60	1,709.40	115.20 28.80	3.11%
EXXON MOBIL CORP 30231G-10-2 XOM	77.85	175.000	13,623.75	3,751.63	9,872.12	511.00	3.75%
GENERAL MILLS INC 370334-10-4 GIS	56.51	110.000	6,216.10	3,229.60	2,986.50	193.60 48.40	3.11%
GENERAL ELECTRIC CO 369604-10-3 GE	29.10	337.000	9,806.70	1,510.75	8,295.95	310.04	3.16%
GOLDMAN SACHS GROUP INC 38141G-10-4 GS	161.56	45.000	7,270.20	5,332.20	1,938.00	117.00	1.61%
HONEYWELL INTERNATIONAL INC 438516-10-6 HON	103.20	225.000	23,220.00	13,395.11	9,824.89	535.50	2.31%
ISHARES SELECT DIVIDEND ETF 464287-16-8 DIVY	74.46	1,700.000	126,582.00	88,786.07	37,795.93	4,403.00	3.48%
LAM RESEARCH CORP 512807-10-8 LRCX	71.79	155.000	11,127.45	7,556.67	3,570.78	186.00	1.67%
LOWE'S COS INC 548661-10-7 LOW	71.66	445.000	31,888.70	12,679.10	19,209.60	498.40 124.60	1.56%
MCDONALD'S CORP 580135-10-1 MCD	123.78	325.000	40,228.50	8,541.75	31,686.75	1,157.00	2.88%



THE ROBERT GOELET FDTN ACCT P62701001  
As of 1/31/16

	Price	Quantity	Value	Adjusted Tax Cost Original Cost	Unrealized Gain/Loss	Est Annual Inc Accrued Div	Yield
<b>US Large Cap Equity</b>							
MERCK & CO. INC. 58933Y-10-5 MRK	50 67	170 000	8,613 90	6,215 20	2,398 70	312 80	3 63%
METLIFE INC 59156R-10-8 MET	44 65	350 000	15,627 50	14,927 47	700 03	525 00	3 36%
MICROSOFT CORP 594918-10-4 MSFT	55 09	640 000	35,257 60	17,772 62	17,484 98	921 60	2 61%
MONDELEZ INTERNATIONAL INC-A 609207-10-5 MDLZ	43 10	300 000	12,930 00	7,502 38	5,427 62	204 00	1 58%
NORFOLK SOUTHERN CORP 655844-10-8 NSC	70 50	300 000	21,150 00	12,312 00	8,838 00	708 00	3 35%
OCCIDENTAL PETROLEUM CORP 674599-10-5 OXY	68 83	160 000	11,012 80	12,190 40	(1,177 60)	480 00	4 36%
ORACLE CORP 68389X-10-5 ORCL	36 31	300 000	10,893 00	7,614 02	3,278 98	180 00	1 65%
PHILIP MORRIS INTERNATIONAL 718172-10-9 PM	90 01	450 000	40,504 50	19,610 25	20,894 25	1,836 00	4 53%
PROCTER & GAMBLE CO/THE 742718-10-9 PG	81 69	80 000	6,535 20	3,496 17	3,039 03	212 16 53 03	3 25%
PRUDENTIAL FINANCIAL INC 744320-10-2 PRU	70 08	60 000	4,204 80	2,782 87	1,421 93	168 00	4 00%
QUALCOMM INC 747525-10-3 QCOM	45 34	195 000	8,841 30	7,847 68	993 62	374 40	4 23%
SCHLUMBERGER LTD 806857-10-8 SLB	72 27	165 000	11,924 55	9,255 39	2,669 16	330 00	2 77%
SOUTHERN CO/THE 842587-10-7 SO	48 92	140 000	6,848 80	4,640 84	2,207 96	303 80	4 44%

J.P.Morgan

Page 7 of 12

000585 0084 of 0248 15700006 XI 1000770007



0314073888031005284  
0314073888031005284



THE ROBERT GOELET FDTN ACCT. P62701001  
As of 1/31/16

	Price	Quantity	Value	Adjusted Tax Cost Original Cost	Unrealized Gain/Loss	Est Annual Inc Accrued Div	Yield
<b>US Large Cap Equity</b>							
SPDR S&P 500 ETF TRUST 78462F-10-3 SPY	193.72	1,470,000	284,769.58	259,123.16	25,646.42	6,182.82	2.17%
SYNCHRONY FINANCIAL 87165B-10-3 SYF	28.42	160,000	4,547.20	786.53	3,760.67		
UNITED TECHNOLOGIES CORP 913017-10-9 UTX	87.69	215,000	18,853.35	15,352.95	3,500.40	550.40	2.92%
WELLS FARGO & CO 949746-10-1 WFC	50.23	300,000	15,069.00	9,420.17	5,648.83	450.00	2.99%
<b>Total US Large Cap Equity</b>			<b>\$1,398,247.80</b>	<b>\$857,942.45</b>	<b>\$540,305.35</b>	<b>\$29,231.86</b> <b>\$818.03</b>	<b>2.09%</b>
<b>US Mid Cap Equity</b>							
ISHARES CORE S&P MIDCAP ETF 464287-50-7 IJH	131.53	800,000	105,224.00	69,621.36	35,602.64	1,740.00	1.65%
<b>US Small Cap Equity</b>							
ISHARES RUSSELL 2000 ETF 464287-65-5 IWM	102.96	495,000	50,965.20	27,927.11	23,038.09	857.34	1.68%
<b>EAFE Equity</b>							
ARTISAN INTL VALUE FD-ADV 04314H-66-7 APDK X	30.11	2,329,676	70,146.54	55,500.00	14,646.54		




THE ROBERT GOELET FDTN ACCT. P62701001  
As of 1/31/16

	Price	Quantity	Value	Adjusted Tax Cost Original Cost	Unrealized Gain/Loss	Est Annual Inc Accrued Div	Yield
<b>EAFE Equity</b>							
DODGE & COX INTL STOCK FD 256206-10-3 DODF X	33.05	2,088,968	69,040.39	73,814.85	(4,774.46)	1,754.73	2.54%
OAKMARK INTERNATIONAL-I 413838-20-2 OAKI X	19.44	596,896	11,603.66	15,000.00	(3,396.34)	296.06	2.55%
<b>Total EAFE Equity</b>			<b>\$150,790.59</b>	<b>\$144,314.85</b>	<b>\$6,475.74</b>	<b>\$2,050.79</b>	<b>1.36%</b>
<b>Asia ex-Japan Equity</b>							
MATTHEWS PACIFIC TIGER-INST 577130-83-4 MIPT X	22.25	3,301,109	73,449.68	34,260.73	39,188.95	1,538.31	2.09%
T ROWE PRICE NEW ASIA 77956H-50-0 PRAS X	14.06	2,584,721	36,341.18	45,000.00	(8,658.82)	516.94	1.42%
<b>Total Asia ex-Japan Equity</b>			<b>\$109,790.86</b>	<b>\$79,260.73</b>	<b>\$30,530.13</b>	<b>\$2,055.25</b>	<b>1.87%</b>
<b>Emerging Market Equity</b>							
JPM EMG MKT EQ FD - INSTL FUND 1389 4812A0-63-1 JMIE X	18.07	984,279	17,785.92	21,156.87	(3,370.95)	420.28	2.36%
VIRTUS EMERGING MKTS OPPOR-I 92828T-88-9 HIEM X	8.72	2,272,727	19,818.18	20,000.00	(181.82)	190.90	0.96%
<b>Total Emerging Market Equity</b>			<b>\$37,604.10</b>	<b>\$41,156.87</b>	<b>(\$3,552.77)</b>	<b>\$611.18</b>	<b>1.62%</b>

J.P.Morgan

Page 9 of 12

000565 0085 of 0248 NSPOCNR6 XI RR000000



01340738880310058585  
034440732060010000385



THE ROBERT GOELET FDTN ACCT. P62701001  
As of 1/31/16

## Alternative Assets Summary

<b>Asset Categories</b>	<b>Beginning Estimated Value</b>	<b>Ending Estimated Value</b>	<b>Change In Value</b>	<b>Current Allocation</b>
Hard Assets	29,353 10	0 00	(29,353 10)	

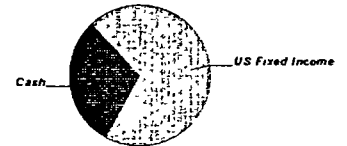


THE ROBERT GOELET FDTN ACCT P62701001  
As of 1/31/16

## Cash & Fixed Income Summary

Asset Categories	Beginning Market Value	Ending Market Value	Change In Value	Current Allocation
Cash	146,423 37	169,383 92	22,960 55	7%
US Fixed Income	397,453 46	374,872 49	(22,580 97)	16%
<b>Total Value</b>	<b>\$543,876.83</b>	<b>\$544,256.41</b>	<b>\$379.58</b>	<b>23%</b>

### Asset Categories



### Market Value/Cost

	Current Period Value
Market Value	544,256 41
Tax Cost	543,475 70
Unrealized Gain/Loss	780 71
Estimated Annual Income	16,540 77
Accrued Interest	4 65
Yield	3 03%

### SUMMARY BY MATURITY

Cash & Fixed Income	Market Value	% of Bond Portfolio
0-6 months <sup>1</sup>	544,256 41	100%

<sup>1</sup> The years indicate the number of years until the bond is scheduled to mature based on the statement end date. Some bonds may be called, or paid in full, before their stated maturity.

### SUMMARY BY TYPE

Cash & Fixed Income	Market Value	% of Bond Portfolio
Cash	169,383 92	31%
Mutual Funds	374,872 49	69%
<b>Total Value</b>	<b>\$544,256.41</b>	<b>100%</b>

J.P.Morgan



0334073888031008586  
03440730160010000586



THE ROBERT GOELET FDTN ACCT. P62701001  
As of 1/31/16

Note <sup>1</sup> This is the Annual Percentage Yield (APY) which is the rate earned if balances remain on deposit for a full year with compounding, there is no change in the interest rate and all interest is left in the account

## Cash & Fixed Income Detail

	Price	Quantity	Value	Adjusted Tax Cost Original Cost	Unrealized Gain/Loss	Est. Annual Income Accrued Interest	Yield
<b>Cash</b>							
US DOLLAR PRINCIPAL	1 00	169,383 92	169,383 92	169,383 92		50 81 4 65	0 03 % <sup>1</sup>
<b>US Fixed Income</b>							
HARBOR HIGH YIELD BOND-INST 411511-55-3	9 27	4,098 36	37,991 81	45,000 00	(7,008 19)	2,278 68	6 00 %
JPM STRAT INC OPP FD - SEL FUND 3844 4812A4-35-1	10 96	3,977 01	43,587 97	46,053 72	(2,465 75)	2,855 48	6 55 %
JPM CORE BD FD - SEL FUND 3720 4812C0-38-1	11 68	14,453 64	168,818 53	152,196 84	16,621 69	4,870 67	2 89 %
JPM HIGH YIELD FD - SEL FUND 3580 4812C0-80-3	6 70	10,741 36	71,967 10	75,841 22	(3,874 12)	5,929 22	8 24 %
JPM INFLATION MGD BD FD - SEL FUND 2037 48121A-56-3	10 11	5,193 58	52,507 08	55,000 00	(2,492 92)	555 71	1 06 %
<b>Total US Fixed Income</b>			<b>\$374,872.49</b>	<b>\$374,091.78</b>	<b>\$780.71</b>	<b>\$16,489.96</b>	<b>4.40 %</b>