




See a Social Security Number? Say Something!
Report Privacy Problems to <https://public.resource.org/privacy>
Or call the IRS Identity Theft Hotline at 1-800-908-4490



Form 990  Department of the Treasury Internal Revenue Service	Return of Organization Exempt From Income Tax Under section 501(c), 527, or 4947(a)(1) of the Internal Revenue Code (except private foundations) ▶ Do not enter social security numbers on this form as it may be made public. ▶ Information about Form 990 and its instructions is at www.irs.gov/form990	OMB No 1545-0047 2015 Open to Public Inspection
--	--	---

A For the 2015 calendar year, or tax year beginning 01-01-2015 , and ending 12-31-2015			
B Check if applicable <input checked="" type="checkbox"/> Address change <input type="checkbox"/> Name change <input type="checkbox"/> Initial return <input type="checkbox"/> Final return/terminated <input type="checkbox"/> Amended return <input type="checkbox"/> Application pending	C Name of organization CHILDREN'S HEALTHCARE OF ATLANTA GROUP RETURN		D Employer identification number 90-0779996
	% Tom Brems Doing business as		
	Number and street (or P O box if mail is not delivered to street address) 1587 Northeast Expressway	Room/suite	E Telephone number (404) 785-7944
	City or town, state or province, country, and ZIP or foreign postal code Atlanta, GA 30329		G Gross receipts \$ 1,571,080,500
	F Name and address of principal officer DONNA HYLAND 1600 Tullie Circle Atlanta, GA 30329		H(a) Is this a group return for subordinates? <input checked="" type="checkbox"/> Yes <input type="checkbox"/> No H(b) Are all subordinates included? <input checked="" type="checkbox"/> Yes <input type="checkbox"/> No If "No," attach a list (see instructions)
I Tax-exempt status <input checked="" type="checkbox"/> 501(c)(3) <input type="checkbox"/> 501(c) () ◀(insert no) <input type="checkbox"/> 4947(a)(1) or <input type="checkbox"/> 527		H(c) Group exemption number ▶ 5857	
J Website: ▶ www.choa.org			
K Form of organization <input checked="" type="checkbox"/> Corporation <input type="checkbox"/> Trust <input type="checkbox"/> Association <input type="checkbox"/> Other ▶		L Year of formation	M State of legal domicile

Part I		Summary	
Activities & Governance	1 Briefly describe the organization's mission or most significant activities TO MAKE KIDS BETTER TODAY AND HEALTHIER TOMORROW		
	2 Check this box <input type="checkbox"/> if the organization discontinued its operations or disposed of more than 25% of its net assets		
	3 Number of voting members of the governing body (Part VI, line 1a)	3	69
	4 Number of independent voting members of the governing body (Part VI, line 1b)	4	80
	5 Total number of individuals employed in calendar year 2015 (Part V, line 2a)	5	11,103
	6 Total number of volunteers (estimate if necessary)	6	7,070
7a Total unrelated business revenue from Part VIII, column (C), line 12	7a	0	
7b Net unrelated business taxable income from Form 990-T, line 34	7b		
Revenue	8 Contributions and grants (Part VIII, line 1h)	Prior Year	Current Year
	9 Program service revenue (Part VIII, line 2g)	81,478,337	78,702,680
	10 Investment income (Part VIII, column (A), lines 3, 4, and 7d)	1,243,840,249	1,356,256,652
	11 Other revenue (Part VIII, column (A), lines 5, 6d, 8c, 9c, 10c, and 11e)	24,474,890	16,276,231
	12 Total revenue—add lines 8 through 11 (must equal Part VIII, column (A), line 12)	21,555,607	20,698,692
Expenses	13 Grants and similar amounts paid (Part IX, column (A), lines 1–3)	1,371,349,083	1,471,934,255
	14 Benefits paid to or for members (Part IX, column (A), line 4)		
	15 Salaries, other compensation, employee benefits (Part IX, column (A), lines 5–10)	6,946,417	3,927,733
	16a Professional fundraising fees (Part IX, column (A), line 11e)	0	0
	b Total fundraising expenses (Part IX, column (D), line 25) <u>12,557,309</u>		
	17 Other expenses (Part IX, column (A), lines 11a–11d, 11f–24e)	692,038,541	757,074,064
	18 Total expenses Add lines 13–17 (must equal Part IX, column (A), line 25)	0	0
	19 Revenue less expenses Subtract line 18 from line 12	455,836,081	473,050,087
Net Assets or Fund Balances		1,154,821,039	1,234,051,884
	20 Total assets (Part X, line 16)	216,528,044	237,882,371
	21 Total liabilities (Part X, line 26)		
	22 Net assets or fund balances Subtract line 21 from line 20	Beginning of Current Year	End of Year
	3,153,137,000	3,391,919,220	
	665,638,199	660,843,749	
	2,487,498,801	2,731,075,471	

Part II Signature Block
 Under penalties of perjury, I declare that I have examined this return, including accompanying schedules and statements, and to the best of my knowledge and belief, it is true, correct, and complete. Declaration of preparer (other than officer) is based on all information of which preparer has any knowledge.

Sign Here	Signature of officer				2016-11-14	
	Date					
Paid Preparer Use Only	RUTH FOWLER CFO					
	Type or print name and title					
	Pnnt/Type preparer's name AERRIAL ORR		Preparer's signature AERRIAL ORR		Date	Check <input type="checkbox"/> if self-employed PTIN P01598400
	Firm's name ▶ ERNST & YOUNG US LLP				Firm's EIN ▶	
Firm's address ▶ 55 IVAN ALLEN BLVD SUITE 1000 ATLANTA, GA 30308					Phone no (404) 874-8300	

Check if Schedule O contains a response or note to any line in this Part III ☒

TO MAKE KIDS BETTER TODAY AND HEALTHIER TOMORROW





















4 Describe the organization's program service accomplishments for each of its three largest program services, as measured by expenses. Section 501(c)(3) and 501(c)(4) organizations are required to report the amount of grants and allocations to others, the total expenses, and revenue, if any, for each program service reported.

4a	(Code)	(Expenses \$)	1,014,490,042	including grants of \$	3,927,733)	(Revenue \$ 1,369,264,849)
	<p>THE CHILDREN'S HEALTHCARE OF ATLANTA FOUNDATION, INC WAS ESTABLISHED IN 2008 AND WORKS TO ENGAGE THE COMMUNITY THROUGH PHILANTHROPY AND VOLUNTEERISM IN SUPPORT OF THE MISSION AND VISION OF CHILDREN'S HEALTHCARE OF ATLANTA THEIR MISSION IS TO ENGAGE THE COMMUNITY THROUGH PHILANTHROPY AND VOLUNTEERISM IN SUPPORT OF CHILDREN'S HEALTHCARE OF ATLANTA IN 2015, THE FOUNDATION HAD 81 PAID STAFF AND OVER 7,000 VOLUNTEERS CHILDREN'S AT EGLESTON AND CHILDREN'S AT SCOTTISH RITE ASSESS THE HEALTH CARE NEEDS OF THE COMMUNITIES THEY SERVE THROUGH STRATEGIC PLANNING PROCESSES COMPLETED FOR THE CHILDREN'S HEALTHCARE OF ATLANTA SYSTEM AS PART OF A 10-YEAR PLAN LAUNCHED IN 2007, CHILDREN'S IS FOCUSING ON CLINICAL, RESEARCH, TEACHING AND WELLNESS IN ADDITION, IN FEBRUARY 2006, A MANAGEMENT AGREEMENT WAS SIGNED FOR CHILDREN'S AT HUGHES SPALDING, OWNED BY GRADY HEALTH SYSTEM, TO BE OPERATED BY HSOC INC -AN AFFILIATE OF CHILDREN'S THE MISSION OF CHILDREN'S AT HUGHES SPALDING IS TO MAKE KIDS BETTER TODAY AND HEALTHIER TOMORROW CHILDREN'S BROKE GROUND ON A NEW FOUR-STORY FACILITY FOR CHILDREN'S AT HUGHES SPALDING IN AUGUST 2008 THIS NEW FACILITY OPENED IN FALL 2009 AND HOUSES CHILD-FRIENDLY INPATIENT BEDS, AN ENHANCED EMERGENCY DEPARTMENT AND SPECIALTY CLINICS FOR SICKLE CELL DISEASE, ASTHMA, PRIMARY CARE AND CHILD PROTECTION SERVICES IN 2015, THE THREE HOSPITALS OPERATED BY CHILDREN'S HEALTHCARE OF ATLANTA, INC PROVIDED 575 LICENSED BEDS AND MANAGED 922,861 PATIENT VISITS, 368,342 UNIQUE PATIENTS, 26,553 HOSPITAL ADMISSIONS, 151,419 INPATIENT DAYS, 888,722 OUTPATIENT VISITS, 40,252 SURGICAL PROCEDURES (INPATIENT AND OUTPATIENT), 229,849 EMERGENCY DEPARTMENT VISITS, 138,407 URGENT CARE CENTER VISITS AND 37,809 PRIMARY CARE VISITS CHILDREN'S ALSO MANAGED 84,222 CALLS FROM PARENTS ACROSS GEORGIA TO THE CHILDREN'S NURSE ADVICE LINE MARCUS AUTISM CENTER IS A NOT-FOR-PROFIT ORGANIZATION WITH A MISSION TO PROVIDE INFORMATION, SERVICES AND PROGRAMS TO CHILDREN WITH AUTISM AND RELATED DISORDERS, THEIR FAMILIES AND THOSE WHO LIVE AND WORK WITH THEM WE OFFER INTEGRATED ADVANCED CLINICAL, BEHAVIORAL, EDUCATIONAL AND FAMILY SUPPORT SERVICES THROUGH A SINGLE ORGANIZATION TO REDUCE THE STRESS FOR FAMILIES THAT USE OUR SERVICES MARCUS AUTISM CENTER HAD ITS BEGINNINGS AS THE MARCUS DEVELOPMENTAL RESOURCE CENTER AT EMORY UNIVERSITY IN 1991 SINCE THEN, WITH THE HELP OF COMMUNITY SUPPORT, WE HAVE TREATED MORE THAN 40,000 CHILDREN IN 2015, WE TREATED 4,935 INDIVIDUAL PATIENTS AND REACHED OVER 10,000 CHILDREN THROUGHOUT GEORGIA WITH OUR MULTIDISCIPLINARY APPROACH, WHICH INCLUDES MEDICINE WITH PSYCHOLOGY, SPEECH THERAPY AND BEHAVIORAL INTERVENTION THROUGH GENEROUS DONATIONS MARCUS AUTISM CENTER HAS BECOME A NATIONALLY RECOGNIZED CENTER FOR EXCELLENCE FOR THE PROVISION OF COORDINATED AND COMPREHENSIVE SERVICES FOR CHILDREN AND ADOLESCENTS WITH DEVELOPMENTAL DISABILITIES SINCE INCEPTION, MARCUS AUTISM CENTER HAS PROVIDED SERVICES TO MORE THAN 40,000 INDIVIDUALS, CONDUCTED RESEARCH, AND PROVIDED EDUCATION AND TRAINING PROGRAMS CHILDREN WITH CONDITIONS, SUCH AS AUTISM, MENTAL ILLNESS, CEREBRAL PALSY, LEARNING DISABILITIES AND DISRUPTIVE BEHAVIOR PROBLEMS ARE AFFORDED SOME OF THE HIGHEST QUALITY SERVICES AND ONE OF THE LARGEST TEAM OF PROFESSIONALS AND SUPPORT STAFF SOLELY DEDICATED TO CHILD DEVELOPMENT IN GEORGIA TOGETHER WITH FAMILIES, SUPPORT GROUPS, GOVERNMENT AGENCIES AND FOUNDATIONS, WE ARE STRENGTHENING THE COMMUNITY THROUGH ADVOCACY AT THE LOCAL AND STATE LEVEL WE STRIVE FOR FULLER INTEGRATION OF INDIVIDUALS WITH DEVELOPMENTAL DISABILITIES INTO SCHOOL AND COMMUNITY LIFE, BETTER ACCESS FOR FAMILIES TO APPROPRIATE CLINICAL AND EDUCATIONAL SERVICES, AND ENHANCED FUNDING FOR RESEARCH AND TRAINING THE CENTER'S SERVICES INCLUDE PROVIDING CHILDREN AND THEIR CAREGIVERS SUPPORT, OPPORTUNITY, ENCOURAGEMENT, PRIDE, COMMITMENT AND DETERMINATION THROUGH OUTREACH CLINICS AROUND GEORGIA, HOME-BASED TREATMENT, SCHOOL CONSULTATION AND TELEMEDICINE, WE ARE EXPANDING OUR PROGRAMS TO REACH CHILDREN THROUGHOUT THE STATE WHERE SPECIALIZED CARE IS NOT AVAILABLE MARCUS AUTISM CENTER IS WORKING WITH GEORGIA PARTNERSHIP FOR TELEHEALTH TO IMPROVE CARE IN COMMUNITIES THROUGHOUT GEORGIA USING TELEMEDICINE, MARCUS AUTISM CENTER IS INCREASING ACCESS TO CARE, IMPROVING HOW QUICKLY CHILDREN CAN GET CARE AND EDUCATING COMMUNITY DOCTORS OUR DOCTORS PROVIDE SERVICES TO MEET EACH CHILD'S POTENTIAL OUR GOAL IS TO HELP EACH CHILD LEARN THE SKILLS TO LIVE A MORE INDEPENDENT LIFE BY WORKING WITH FAMILIES TO DEVELOP GOALS IN 2015, THE RESEARCH TEAM AT MARCUS AUTISM CENTER CONTINUED WORK AS AN NIH AUTISM CENTER OF EXCELLENCE, RECORDING THOUSANDS OF VISUAL AND VOCAL MEASUREMENTS OVER INFANTS FIRST YEARS OF DEVELOPMENT IN ADDITION, MARCUS AUTISM CENTER CONTINUED THEIR INVOLVEMENT IN A SCALABLE, PUBLIC ACTION STRATEGY CALLED "TALK WITH ME BABY," WHICH IS AIMED AT INCREASING EARLY EXPOSURE TO LANGUAGE AND PUBLIC UNDERSTANDING OF THE PRIMACY OF LANGUAGE THIS PROGRAM PROVIDES PROFESSIONAL DEVELOPMENT TO NURSES, THE NATIONS LARGEST HEALTHCARE WORKFORCE WHO WILL COACH NEW AND EXPECTANT PARENTS TO DELIVER "LANGUAGE NUTRITION" TO THEIR KIDS</p>					

[illegible][illegible]

4d Other program services (Describe in Schedule O)
(Expenses \$ _____ including grants of \$ _____) (Revenue \$ _____)

Part IV Checklist of Required Schedules

	Yes	No
1 Is the organization described in section 501(c)(3) or 4947(a)(1) (other than a private foundation)? If "Yes," complete Schedule A 	1 Yes	
2 Is the organization required to complete Schedule B, Schedule of Contributors (see instructions)? 	2 Yes	
3 Did the organization engage in direct or indirect political campaign activities on behalf of or in opposition to candidates for public office? If "Yes," complete Schedule C, Part I	3	No
4 Section 501(c)(3) organizations. Did the organization engage in lobbying activities, or have a section 501(h) election in effect during the tax year? If "Yes," complete Schedule C, Part II	4	No
5 Is the organization a section 501(c)(4), 501(c)(5), or 501(c)(6) organization that receives membership dues, assessments, or similar amounts as defined in Revenue Procedure 98-19? If "Yes," complete Schedule C, Part III	5	No
6 Did the organization maintain any donor advised funds or any similar funds or accounts for which donors have the right to provide advice on the distribution or investment of amounts in such funds or accounts? If "Yes," complete Schedule D, Part I 	6	No
7 Did the organization receive or hold a conservation easement, including easements to preserve open space, the environment, historic land areas, or historic structures? If "Yes," complete Schedule D, Part II 	7	No
8 Did the organization maintain collections of works of art, historical treasures, or other similar assets? If "Yes," complete Schedule D, Part III 	8	No
9 Did the organization report an amount in Part X, line 21 for escrow or custodial account liability, serve as a custodian for amounts not listed in Part X, or provide credit counseling, debt management, credit repair, or debt negotiation services? If "Yes," complete Schedule D, Part IV 	9	No
10 Did the organization, directly or through a related organization, hold assets in temporarily restricted endowments, permanent endowments, or quasi-endowments? If "Yes," complete Schedule D, Part V 	10 Yes	
11 If the organization's answer to any of the following questions is "Yes," then complete Schedule D, Parts VI, VII, VIII, IX, or X as applicable		
a Did the organization report an amount for land, buildings, and equipment in Part X, line 10? If "Yes," complete Schedule D, Part VI 	11a Yes	
b Did the organization report an amount for investments—other securities in Part X, line 12 that is 5% or more of its total assets reported in Part X, line 16? If "Yes," complete Schedule D, Part VII 	11b	No
c Did the organization report an amount for investments—program related in Part X, line 13 that is 5% or more of its total assets reported in Part X, line 16? If "Yes," complete Schedule D, Part VIII 	11c	No
d Did the organization report an amount for other assets in Part X, line 15 that is 5% or more of its total assets reported in Part X, line 16? If "Yes," complete Schedule D, Part IX 	11d Yes	
e Did the organization report an amount for other liabilities in Part X, line 25? If "Yes," complete Schedule D, Part X 	11e Yes	
f Did the organization's separate or consolidated financial statements for the tax year include a footnote that addresses the organization's liability for uncertain tax positions under FIN 48 (ASC 740)? If "Yes," complete Schedule D, Part X 	11f Yes	
12a Did the organization obtain separate, independent audited financial statements for the tax year? If "Yes," complete Schedule D, Parts XI and XII 	12a	No
b Was the organization included in consolidated, independent audited financial statements for the tax year? If "Yes," and if the organization answered "No" to line 12a, then completing Schedule D, Parts XI and XII is optional 	12b Yes	
13 Is the organization a school described in section 170(b)(1)(A)(ii)? If "Yes," complete Schedule E	13	No
14a Did the organization maintain an office, employees, or agents outside of the United States?	14a	No
b Did the organization have aggregate revenues or expenses of more than \$10,000 from grantmaking, fundraising, business, investment, and program service activities outside the United States, or aggregate foreign investments valued at \$100,000 or more? If "Yes," complete Schedule F, Parts I and IV	14b	No
15 Did the organization report on Part IX, column (A), line 3, more than \$5,000 of grants or other assistance to or for any foreign organization? If "Yes," complete Schedule F, Parts II and IV	15	No
16 Did the organization report on Part IX, column (A), line 3, more than \$5,000 of aggregate grants or other assistance to or for foreign individuals? If "Yes," complete Schedule F, Parts III and IV	16	No
17 Did the organization report a total of more than \$15,000 of expenses for professional fundraising services on Part IX, column (A), lines 6 and 11e? If "Yes," complete Schedule G, Part I (see instructions) 	17	No
18 Did the organization report more than \$15,000 total of fundraising event gross income and contributions on Part VIII, lines 1c and 8a? If "Yes," complete Schedule G, Part II 	18 Yes	
19 Did the organization report more than \$15,000 of gross income from gaming activities on Part VIII, line 9a? If "Yes," complete Schedule G, Part III 	19 Yes	
20a Did the organization operate one or more hospital facilities? If "Yes," complete Schedule H 	20a Yes	
b If "Yes" to line 20a, did the organization attach a copy of its audited financial statements to this return? 	20b Yes	

Part IV Checklist of Required Schedules *(continued)*

21	Did the organization report more than \$5,000 of grants or other assistance to any domestic organization or domestic government on Part IX, column (A), line 1? <i>If "Yes," complete Schedule I, Parts I and II</i>	21	Yes	
22	Did the organization report more than \$5,000 of grants or other assistance to or for domestic individuals on Part IX, column (A), line 2? <i>If "Yes," complete Schedule I, Parts I and III</i>	22	Yes	
23	Did the organization answer "Yes" to Part VII, Section A, line 3, 4, or 5 about compensation of the organization's current and former officers, directors, trustees, key employees, and highest compensated employees? <i>If "Yes," complete Schedule J</i>	23	Yes	
24a	Did the organization have a tax-exempt bond issue with an outstanding principal amount of more than \$100,000 as of the last day of the year, that was issued after December 31, 2002? <i>If "Yes," answer lines 24b through 24d and complete Schedule K. If "No," go to line 25a</i>	24a		No
b	Did the organization invest any proceeds of tax-exempt bonds beyond a temporary period exception?	24b		
c	Did the organization maintain an escrow account other than a refunding escrow at any time during the year to defease any tax-exempt bonds?	24c		
d	Did the organization act as an "on behalf of" issuer for bonds outstanding at any time during the year?	24d		
25a	Section 501(c)(3), 501(c)(4), and 501(c)(29) organizations. Did the organization engage in an excess benefit transaction with a disqualified person during the year? <i>If "Yes," complete Schedule L, Part I</i>	25a		No
b	Is the organization aware that it engaged in an excess benefit transaction with a disqualified person in a prior year, and that the transaction has not been reported on any of the organization's prior Forms 990 or 990-EZ? <i>If "Yes," complete Schedule L, Part I</i>	25b		No
26	Did the organization report any amount on Part X, line 5, 6, or 22 for receivables from or payables to any current or former officers, directors, trustees, key employees, highest compensated employees, or disqualified persons? <i>If "Yes," complete Schedule L, Part II</i>	26		No
27	Did the organization provide a grant or other assistance to an officer, director, trustee, key employee, substantial contributor or employee thereof, a grant selection committee member, or to a 35% controlled entity or family member of any of these persons? <i>If "Yes," complete Schedule L, Part III</i>	27		No
28	Was the organization a party to a business transaction with one of the following parties (see Schedule L, Part IV instructions for applicable filing thresholds, conditions, and exceptions)			
a	A current or former officer, director, trustee, or key employee? <i>If "Yes," complete Schedule L, Part IV</i>	28a	Yes	
b	A family member of a current or former officer, director, trustee, or key employee? <i>If "Yes," complete Schedule L, Part IV</i>	28b	Yes	
c	An entity of which a current or former officer, director, trustee, or key employee (or a family member thereof) was an officer, director, trustee, or direct or indirect owner? <i>If "Yes," complete Schedule L, Part IV</i>	28c	Yes	
29	Did the organization receive more than \$25,000 in non-cash contributions? <i>If "Yes," complete Schedule M</i>	29	Yes	
30	Did the organization receive contributions of art, historical treasures, or other similar assets, or qualified conservation contributions? <i>If "Yes," complete Schedule M</i>	30		No
31	Did the organization liquidate, terminate, or dissolve and cease operations? <i>If "Yes," complete Schedule N, Part I</i>	31		No
32	Did the organization sell, exchange, dispose of, or transfer more than 25% of its net assets? <i>If "Yes," complete Schedule N, Part II</i>	32		No
33	Did the organization own 100% of an entity disregarded as separate from the organization under Regulations sections 301.7701-2 and 301.7701-3? <i>If "Yes," complete Schedule R, Part I</i>	33	Yes	
34	Was the organization related to any tax-exempt or taxable entity? <i>If "Yes," complete Schedule R, Part II, III, or IV, and Part V, line 1</i>	34	Yes	
35a	Did the organization have a controlled entity within the meaning of section 512(b)(13)?	35a	Yes	
b	If "Yes" to line 35a, did the organization receive any payment from or engage in any transaction with a controlled entity within the meaning of section 512(b)(13)? <i>If "Yes," complete Schedule R, Part V, line 2</i>	35b	Yes	
36	Section 501(c)(3) organizations. Did the organization make any transfers to an exempt non-charitable related organization? <i>If "Yes," complete Schedule R, Part V, line 2</i>	36		No
37	Did the organization conduct more than 5% of its activities through an entity that is not a related organization and that is treated as a partnership for federal income tax purposes? <i>If "Yes," complete Schedule R, Part VI</i>	37		No
38	Did the organization complete Schedule O and provide explanations in Schedule O for Part VI, lines 11b and 19? Note. All Form 990 filers are required to complete Schedule O	38	Yes	

Part V

Statements Regarding Other IRS Filings and Tax Compliance

Check if Schedule O contains a response or note to any line in this Part V

			Yes	No
1a	Enter the number reported in Box 3 of Form 1096. Enter -0- if not applicable.	1a	111	
b	Enter the number of Forms W-2G included in line 1a. Enter -0- if not applicable.	1b	2	
c	Did the organization comply with backup withholding rules for reportable payments to vendors and reportable gaming (gambling) winnings to prize winners?	1c	Yes	
2a	Enter the number of employees reported on Form W-3, Transmittal of Wage and Tax Statements, filed for the calendar year ending with or within the year covered by this return.	2a	11,103	
b	If at least one is reported on line 2a, did the organization file all required federal employment tax returns? Note. If the sum of lines 1a and 2a is greater than 250, you may be required to e-file (see instructions).	2b	Yes	
3a	Did the organization have unrelated business gross income of \$1,000 or more during the year?	3a		No
b	If "Yes," has it filed a Form 990-T for this year? If "No" to line 3b, provide an explanation in Schedule O.	3b		
4a	At any time during the calendar year, did the organization have an interest in, or a signature or other authority over, a financial account in a foreign country (such as a bank account, securities account, or other financial account)?	4a		No
b	If "Yes," enter the name of the foreign country: _____ See instructions for filing requirements for FinCEN Form 114, Report of Foreign Bank and Financial Accounts (FBAR).			
5a	Was the organization a party to a prohibited tax shelter transaction at any time during the tax year?	5a		No
b	Did any taxable party notify the organization that it was or is a party to a prohibited tax shelter transaction?	5b		No
c	If "Yes," to line 5a or 5b, did the organization file Form 8886-T?	5c		
6a	Does the organization have annual gross receipts that are normally greater than \$100,000, and did the organization solicit any contributions that were not tax deductible as charitable contributions?	6a		No
b	If "Yes," did the organization include with every solicitation an express statement that such contributions or gifts were not tax deductible?	6b		
7	Organizations that may receive deductible contributions under section 170(c).			
a	Did the organization receive a payment in excess of \$75 made partly as a contribution and partly for goods and services provided to the payor?	7a	Yes	
b	If "Yes," did the organization notify the donor of the value of the goods or services provided?	7b	Yes	
c	Did the organization sell, exchange, or otherwise dispose of tangible personal property for which it was required to file Form 8282?	7c		No
d	If "Yes," indicate the number of Forms 8282 filed during the year.	7d		
e	Did the organization receive any funds, directly or indirectly, to pay premiums on a personal benefit contract?	7e		No
f	Did the organization, during the year, pay premiums, directly or indirectly, on a personal benefit contract?	7f		No
g	If the organization received a contribution of qualified intellectual property, did the organization file Form 8899 as required?	7g		
h	If the organization received a contribution of cars, boats, airplanes, or other vehicles, did the organization file a Form 1098-C?	7h		
8	Sponsoring organizations maintaining donor advised funds. Did a donor advised fund maintained by the sponsoring organization have excess business holdings at any time during the year?	8		
9a	Did the sponsoring organization make any taxable distributions under section 4966?	9a		
b	Did the sponsoring organization make a distribution to a donor, donor advisor, or related person?	9b		
10	Section 501(c)(7) organizations. Enter			
a	Initiation fees and capital contributions included on Part VIII, line 12.	10a		
b	Gross receipts, included on Form 990, Part VIII, line 12, for public use of club facilities.	10b		
11	Section 501(c)(12) organizations. Enter			
a	Gross income from members or shareholders.	11a		
b	Gross income from other sources (Do not net amounts due or paid to other sources against amounts due or received from them).	11b		
12a	Section 4947(a)(1) non-exempt charitable trusts. Is the organization filing Form 990 in lieu of Form 1041?	12a		
b	If "Yes," enter the amount of tax-exempt interest received or accrued during the year.	12b		
13	Section 501(c)(29) qualified nonprofit health insurance issuers.			
a	Is the organization licensed to issue qualified health plans in more than one state? Note. See the instructions for additional information the organization must report on Schedule O.	13a		
b	Enter the amount of reserves the organization is required to maintain by the states in which the organization is licensed to issue qualified health plans.	13b		
c	Enter the amount of reserves on hand.	13c		
14a	Did the organization receive any payments for indoor tanning services during the tax year?	14a		No
b	If "Yes," has it filed a Form 720 to report these payments? If "No," provide an explanation in Schedule O.	14b		

Part VI

Governance, Management, and Disclosure

For each "Yes" response to lines 2 through 7b below, and for a "No" response to lines 8a, 8b, or 10b below, describe the circumstances, processes, or changes in Schedule O. See instructions.

Check if Schedule O contains a response or note to any line in this Part VI

Section A. Governing Body and Management

			Yes	No
1a	Enter the number of voting members of the governing body at the end of the tax year	69		
	If there are material differences in voting rights among members of the governing body, or if the governing body delegated broad authority to an executive committee or similar committee, explain in Schedule O			
b	Enter the number of voting members included in line 1a, above, who are independent	80		
2	Did any officer, director, trustee, or key employee have a family relationship or a business relationship with any other officer, director, trustee, or key employee?	2	Yes	
3	Did the organization delegate control over management duties customarily performed by or under the direct supervision of officers, directors or trustees, or key employees to a management company or other person?	3		No
4	Did the organization make any significant changes to its governing documents since the prior Form 990 was filed?	4		No
5	Did the organization become aware during the year of a significant diversion of the organization's assets?	5		No
6	Did the organization have members or stockholders?	6	Yes	
7a	Did the organization have members, stockholders, or other persons who had the power to elect or appoint one or more members of the governing body?	7a	Yes	
b	Are any governance decisions of the organization reserved to (or subject to approval by) members, stockholders, or persons other than the governing body?	7b	Yes	
8	Did the organization contemporaneously document the meetings held or written actions undertaken during the year by the following			
a	The governing body?	8a	Yes	
b	Each committee with authority to act on behalf of the governing body?	8b	Yes	
9	Is there any officer, director, trustee, or key employee listed in Part VII, Section A, who cannot be reached at the organization's mailing address? If "Yes," provide the names and addresses in Schedule O	9		No

Section B. Policies (This Section B requests information about policies not required by the Internal Revenue Code.)

			Yes	No
10a	Did the organization have local chapters, branches, or affiliates?	10a		No
b	If "Yes," did the organization have written policies and procedures governing the activities of such chapters, affiliates, and branches to ensure their operations are consistent with the organization's exempt purposes?	10b		
11a	Has the organization provided a complete copy of this Form 990 to all members of its governing body before filing the form?	11a	Yes	
b	Describe in Schedule O the process, if any, used by the organization to review this Form 990			
12a	Did the organization have a written conflict of interest policy? If "No," go to line 13	12a	Yes	
b	Were officers, directors, or trustees, and key employees required to disclose annually interests that could give rise to conflicts?	12b	Yes	
c	Did the organization regularly and consistently monitor and enforce compliance with the policy? If "Yes," describe in Schedule O how this was done	12c	Yes	
13	Did the organization have a written whistleblower policy?	13	Yes	
14	Did the organization have a written document retention and destruction policy?	14	Yes	
15	Did the process for determining compensation of the following persons include a review and approval by independent persons, comparability data, and contemporaneous substantiation of the deliberation and decision?			
a	The organization's CEO, Executive Director, or top management official	15a	Yes	
b	Other officers or key employees of the organization	15b	Yes	
	If "Yes" to line 15a or 15b, describe the process in Schedule O (see instructions)			
16a	Did the organization invest in, contribute assets to, or participate in a joint venture or similar arrangement with a taxable entity during the year?	16a	Yes	
b	If "Yes," did the organization follow a written policy or procedure requiring the organization to evaluate its participation in joint venture arrangements under applicable federal tax law, and take steps to safeguard the organization's exempt status with respect to such arrangements?	16b	Yes	

Section C. Disclosure

17	List the States with which a copy of this Form 990 is required to be filed	AK, CO, FL, GA, HI, IL, KS, KY, ME, MD, MA, MI, MN, MS, NH, NJ, NM, NY, NC, ND, OH, OR, RI, SC, TN, UT, WA, WV, WI
18	Section 6104 requires an organization to make its Form 1023 (or 1024 if applicable), 990, and 990-T (501(c)(3)s only) available for public inspection. Indicate how you made these available. Check all that apply.	<input type="checkbox"/> Own website <input type="checkbox"/> Another's website <input checked="" type="checkbox"/> Upon request <input type="checkbox"/> Other (explain in Schedule O)
19	Describe in Schedule O whether (and if so, how) the organization made its governing documents, conflict of interest policy, and financial statements available to the public during the tax year	
20	State the name, address, and telephone number of the person who possesses the organization's books and records	Tom Brems 1587 Northeast Expressway Atlanta, GA 30329 (404) 785-7944

Check if Schedule O contains a response or note to any line in this Part VII ☒

1a Complete this table for all persons required to be listed. Report compensation for the calendar year ending with or within the organization's tax year.

- List all of the organization's **current** officers, directors, trustees (whether individuals or organizations), regardless of amount of compensation. Enter -0- in columns (D), (E), and (F) if no compensation was paid.
- List all of the organization's **current** key employees, if any. See instructions for definition of "key employee."
- List the organization's five **current** highest compensated employees (other than an officer, director, trustee or key employee) who received reportable compensation (Box 5 of Form W-2 and/or Box 7 of Form 1099-MISC) of more than \$100,000 from the organization and any related organizations.
- List all of the organization's **former** officers, key employees, or highest compensated employees who received more than \$100,000 of reportable compensation from the organization and any related organizations.
- List all of the organization's **former directors or trustees** that received, in the capacity as a former director or trustee of the organization, more than \$10,000 of reportable compensation from the organization and any related organizations.

List persons in the following order: individual trustees or directors; institutional trustees; officers; key employees; highest compensated employees; and former such persons

☐ Check this box if neither the organization nor any related organization compensated any current officer, director, or trustee

[illegible]

Part VIII

Statement of Revenue

Check if Schedule O contains a response or note to any line in this Part VIII

				(A) Total revenue	(B) Related or exempt function revenue	(C) Unrelated business revenue	(D) Revenue excluded from tax under sections 512-514	
Contributions, Gifts, Grants and Other Similar Amounts	1a	Federated campaigns . . .	1a					
	b	Membership dues	1b					
	c	Fundraising events	1c	3,070,781				
	d	Related organizations . . .	1d					
	e	Government grants (contributions)	1e	10,173,482				
	f	All other contributions, gifts, grants, and similar amounts not included above	1f	65,458,417				
	g	Noncash contributions included in lines 1a-1f \$		1,562,837				
	h	Total. Add lines 1a-1f		78,702,680				
Program Service Revenue	2a	NET PATIENT SRVC REVENUE	Business Code 621110	1,309,183,239	1,309,183,239	0	0	
	b	Graduate Medical Funding	621110	5,842,561	5,842,561	0	0	
	c	State Neonate Income	621110	3,912,220	3,912,220	0	0	
	d	Management Service Fees	561110	37,012,829	37,012,829	0	0	
	e	Tuition Income	621110	305,803	305,803	0	0	
	f	All other program service revenue						
	g	Total. Add lines 2a-2f		1,356,256,652				
	Other Revenue	3	Investment income (including dividends, interest, and other similar amounts)		6,851,634			6,851,634
4		Income from investment of tax-exempt bond proceeds . . .		0				
5		Royalties		0				
6a		Gross rents	(i) Real 2,457,198	(ii) Personal				
		b	Less rental expenses	2,593,702				
		c	Rental income or (loss)	-136,504	0			
		d	Net rental income or (loss)		-136,504			-136,504
7a		Gross amount from sales of assets other than inventory	(i) Securities 104,054,597	(ii) Other 1,282				
		b	Less cost or other basis and sales expenses	94,630,641	641			
		c	Gain or (loss)	9,423,956	641			
		d	Net gain or (loss)		9,424,597			9,424,597
8a		Gross income from fundraising events (not including \$ 3,070,781 of contributions reported on line 1c) See Part IV, line 18 . . .	a	9,708,048				
		b	Less direct expenses	b	1,868,588			
		c	Net income or (loss) from fundraising events . . .		7,839,460			7,839,460
9a		Gross income from gaming activities See Part IV, line 19	a	40,212				
		b	Less direct expenses	b	52,673			
		c	Net income or (loss) from gaming activities		-12,461			-12,461
10a		Gross sales of inventory, less returns and allowances . . .	a					
		b	Less cost of goods sold . . .	b				
		c	Net income or (loss) from sales of inventory . . .		0			
Miscellaneous Revenue		Business Code						
11a		MEANINGFUL USE	900099	2,690,374	2,690,374	0	0	
b	GIFT SHOPS	900099	1,813,771	1,813,771	0	0		
c	PARKING	900099	1,253,117	1,253,117	0	0		
d	All other revenue		7,250,935	7,250,935	0	0		
e	Total. Add lines 11a-11d		13,008,197					
12	Total revenue. See Instructions		1,471,934,255	1,369,264,849	0	23,966,726		

Part IX **Statement of Functional Expenses**

Section 501(c)(3) and 501(c)(4) organizations must complete all columns. All other organizations must complete column (A).

Check if Schedule O contains a response or note to any line in this Part IX ☐

Do not include amounts reported on lines 6b, 7b, 8b, 9b, and 10b of Part VIII.		(A) Total expenses	(B) Program service expenses	(C) Management and general expenses	(D) Fundraising expenses
1	Grants and other assistance to domestic organizations and domestic governments. See Part IV, line 21.	3,921,327	3,921,327		
2	Grants and other assistance to domestic individuals. See Part IV, line 22.	6,406	6,406		
3	Grants and other assistance to foreign organizations, foreign governments, and foreign individuals. See Part IV, lines 15 and 16.	0	0		
4	Benefits paid to or for members.	0	0		
5	Compensation of current officers, directors, trustees, and key employees.	3,275,790	239,789	2,312,274	723,727
6	Compensation not included above, to disqualified persons (as defined under section 4958(f)(1)) and persons described in section 4958(c)(3)(B).	0	0	0	0
7	Other salaries and wages.	611,822,295	502,089,109	105,107,557	4,625,629
8	Pension plan accruals and contributions (include section 401(k) and 403(b) employer contributions).	27,843,952	23,411,649	4,432,303	0
9	Other employee benefits.	76,017,468	61,408,307	13,287,974	1,321,187
10	Payroll taxes.	38,114,559	31,126,815	6,987,744	0
11	Fees for services (non-employees):				
a	Management.	0	0	0	0
b	Legal.	162,925	143,968	18,957	0
c	Accounting.	391,875	0	391,875	0
d	Lobbying.	0	0	0	0
e	Professional fundraising services. See Part IV, line 17.	0			0
f	Investment management fees.	0	0	0	0
g	Other (If line 11g amount exceeds 10% of line 25, column (A) amount, list line 11g expenses on Schedule O).	15,212,839	8,426,613	6,719,601	66,625
12	Advertising and promotion.	11,434,263	4,280,358	6,563,744	590,161
13	Office expenses.	9,034,798	4,977,177	3,437,414	620,207
14	Information technology.	20,515,783	17,265,380	3,249,958	445
15	Royalties.	0	0	0	0
16	Occupancy.	23,269,786	17,919,259	5,339,010	11,517
17	Travel.	2,445,877	1,292,205	1,038,383	115,289
18	Payments of travel or entertainment expenses for any federal, state, or local public officials.	138,776	0	0	138,776
19	Conferences, conventions, and meetings.	4,943,057	2,913,693	2,029,364	0
20	Interest.	19,848,933	33,466	19,815,467	0
21	Payments to affiliates.	0	0	0	0
22	Depreciation, depletion, and amortization.	58,926,387	41,438,445	17,487,942	0
23	Insurance.	2,106,509	2,106,509	0	0
24	Other expenses. Itemize expenses not covered above (List miscellaneous expenses in line 24e. If line 24e amount exceeds 10% of line 25, column (A) amount, list line 24e expenses on Schedule O).				
a	MEDICAL SUPPLIES	150,680,139	147,131,021	3,546,314	2,804
b	PURCHASED SVCS MEDICAL	38,020,684	38,020,684	0	0
c	PURCHASED SVCS NON-MED	23,978,949	20,098,580	0	3,880,369
d	BAD DEBT EXPENSE	17,885,308	17,885,308	0	0
e	All other expenses	74,053,199	68,353,974	5,238,652	460,573
25	Total functional expenses. Add lines 1 through 24e	1,234,051,884	1,014,490,042	207,004,533	12,557,309
26	Joint costs. Complete this line only if the organization reported in column (B) joint costs from a combined educational campaign and fundraising solicitation. Check here <input type="checkbox"/> if following SOP 98-2 (ASC 958-720).				

Part X

Balance Sheet

Check if Schedule O contains a response or note to any line in this Part X ☐

				(A)		(B)	
				Beginning of year		End of year	
Assets	1	Cash—non-interest-bearing		75,791,782	1	69,619,497	
	2	Savings and temporary cash investments		0	2	0	
	3	Pledges and grants receivable, net		47,700,139	3	39,458,149	
	4	Accounts receivable, net		142,905,098	4	150,023,334	
	5	Loans and other receivables from current and former officers, directors, trustees, key employees, and highest compensated employees. Complete Part II of Schedule L		0	5	0	
	6	Loans and other receivables from other disqualified persons (as defined under section 4958(f)(1)), persons described in section 4958(c)(3)(B), and contributing employers and sponsoring organizations of section 501(c)(9) voluntary employees' beneficiary organizations (see instructions). Complete Part II of Schedule L		0	6	0	
	7	Notes and loans receivable, net		0	7	0	
	8	Inventories for sale or use		17,723,944	8	20,354,469	
	9	Prepaid expenses and deferred charges		4,424,224	9	9,042,088	
	10a	Land, buildings, and equipment—cost or other basis. Complete Part VI of Schedule D	10a	1,398,842,993			
	b	Less: accumulated depreciation	10b	818,396,740	562,705,933	10c	580,446,253
	11	Investments—publicly traded securities		133,609,714	11	135,236,762	
	12	Investments—other securities. See Part IV, line 11		132,297,535	12	134,631,112	
	13	Investments—program-related. See Part IV, line 11		0	13	0	
	14	Intangible assets		0	14	0	
	15	Other assets. See Part IV, line 11		2,035,978,631	15	2,253,107,556	
16	Total assets. Add lines 1 through 15 (must equal line 34)		3,153,137,000	16	3,391,919,220		
Liabilities	17	Accounts payable and accrued expenses		150,267,049	17	163,599,191	
	18	Grants payable		-5,031,775	18	7,265,836	
	19	Deferred revenue		0	19	0	
	20	Tax-exempt bond liabilities		0	20	0	
	21	Escrow or custodial account liability. Complete Part IV of Schedule D		0	21	0	
	22	Loans and other payables to current and former officers, directors, trustees, key employees, highest compensated employees, and disqualified persons. Complete Part II of Schedule L		0	22	0	
	23	Secured mortgages and notes payable to unrelated third parties		0	23	0	
	24	Unsecured notes and loans payable to unrelated third parties		0	24	0	
	25	Other liabilities (including federal income tax, payables to related third parties, and other liabilities not included on lines 17-24). Complete Part X of Schedule D		520,402,925	25	489,978,722	
	26	Total liabilities. Add lines 17 through 25		665,638,199	26	660,843,749	
	Net Assets or Fund Balances	Organizations that follow SFAS 117 (ASC 958), check here <input checked="" type="checkbox"/> and complete lines 27 through 29, and lines 33 and 34.					
27		Unrestricted net assets		2,029,125,946	27	2,262,555,867	
28		Temporarily restricted net assets		285,724,295	28	291,662,967	
29		Permanently restricted net assets		172,648,560	29	176,856,637	
Organizations that do not follow SFAS 117 (ASC 958), check here <input type="checkbox"/> and complete lines 30 through 34.							
30		Capital stock or trust principal, or current funds			30		
31		Paid-in or capital surplus, or land, building or equipment fund			31		
32		Retained earnings, endowment, accumulated income, or other funds			32		
33		Total net assets or fund balances		2,487,498,801	33	2,731,075,471	
34		Total liabilities and net assets/fund balances		3,153,137,000	34	3,391,919,220	

Part XI **Reconciliation of Net Assets**

Check if Schedule O contains a response or note to any line in this Part XI ☒

1	Total revenue (must equal Part VIII, column (A), line 12)	1	1,471,934,255
2	Total expenses (must equal Part IX, column (A), line 25)	2	1,234,051,884
3	Revenue less expenses Subtract line 2 from line 1	3	237,882,371
4	Net assets or fund balances at beginning of year (must equal Part X, line 33, column (A)) . .	4	2,487,498,801
5	Net unrealized gains (losses) on investments	5	-17,501,912
6	Donated services and use of facilities	6	0
7	Investment expenses	7	0
8	Prior period adjustments	8	0
9	Other changes in net assets or fund balances (explain in Schedule O)	9	23,196,211
10	Net assets or fund balances at end of year Combine lines 3 through 9 (must equal Part X, line 33, column (B))	10	2,731,075,471

Part XII **Financial Statements and Reporting**

Check if Schedule O contains a response or note to any line in this Part XII ☐

		Yes	No
1	Accounting method used to prepare the Form 990 <input type="checkbox"/> Cash <input checked="" type="checkbox"/> Accrual <input type="checkbox"/> Other _____ If the organization changed its method of accounting from a prior year or checked "Other," explain in Schedule O		
2a	Were the organization's financial statements compiled or reviewed by an independent accountant? If "Yes," check a box below to indicate whether the financial statements for the year were compiled or reviewed on a separate basis, consolidated basis, or both <input type="checkbox"/> Separate basis <input type="checkbox"/> Consolidated basis <input type="checkbox"/> Both consolidated and separate basis		No
b	Were the organization's financial statements audited by an independent accountant? If "Yes," check a box below to indicate whether the financial statements for the year were audited on a separate basis, consolidated basis, or both <input type="checkbox"/> Separate basis <input checked="" type="checkbox"/> Consolidated basis <input type="checkbox"/> Both consolidated and separate basis	Yes	
c	If "Yes," to line 2a or 2b, does the organization have a committee that assumes responsibility for oversight of the audit, review, or compilation of its financial statements and selection of an independent accountant? If the organization changed either its oversight process or selection process during the tax year, explain in Schedule O	Yes	
3a	As a result of a federal award, was the organization required to undergo an audit or audits as set forth in the Single Audit Act and OMB Circular A-133?	Yes	
b	If "Yes," did the organization undergo the required audit or audits? If the organization did not undergo the required audit or audits, explain why in Schedule O and describe any steps taken to undergo such audits	Yes	

Additional Data

Software ID:

Software Version:

EIN: 90-0779996

Name: CHILDREN'S HEALTHCARE OF ATLANTA GROUP RETURN

Form 990, Part VII - Compensation of Officers, Directors, Trustees, Key Employees, Highest Compensated Employees, and Independent Contractors

(A) Name and Title	(B) Average hours per week (list any hours for related organizations below dotted line)	(C) Position (do not check more than one box, unless person is both an officer and a director/trustee)						(D) Reportable compensation from the organization (W- 2/1099- MISC)	(E) Reportable compensation from related organizations (W- 2/1099- MISC)	(F) Estimated amount of other compensation from the organization and related organizations
		Individual trustee or director	Institutional Trustee	Officer	Key employee	Highest compensated employee	Former			
Doug Black Individual Trustee - FDN	1 0 0 0	X						0	0	0
Jesse Spikes Indiv Trustee - HSOC	1 0 0 0	X						0	0	0
Ami Klin Indiv Trustee - MAC	1 0 0 0	X						0	0	0
Larry Smith Indiv Trustee - MAC	1 0 0 0	X						0	0	0
Barbara Stoll MD Indiv Trustee - MAC PED CTR LD	10 0 40 0	X						0	237,632	2,069
Gregory Abowd Indiv Trustee - MAC	1 0 0 0	X						0	0	0
John Dyer Indiv Trustee - MAC	1 0 0 0	X						0	0	0
Rebecca Flick Indiv Trustee - MAC	1 0 0 0	X						0	0	0
Fredenck R Marcus PhD Indiv Trustee - MAC	1 0 0 0	X						0	0	0
Walt Denso Indiv Trustee - MAC	1 0 0 0	X						0	0	0

Form 990, Part VII - Compensation of Officers, Directors, Trustees, Key Employees, Highest Compensated Employees, and Independent Contractors										
(A) Name and Title	(B) Average hours per week (list any hours for related organizations below dotted line)	(C) Position (do not check more than one box, unless person is both an officer and a director/trustee)						(D) Reportable compensation from the organization (W- 2/1099-MISC)	(E) Reportable compensation from related organizations (W- 2/1099-MISC)	(F) Estimated amount of other compensation from the organization and related organizations
		Individual trustee or director	Institutional Trustee	Officer	Key employee	Highest compensated employee	Former			
Allen Ecker Indiv Trustee - MAC	1 0 0 0	X						0	0	0
Robert C Wilde Ind Trustee - HSOC/CTO	1 0 0 0	X						416,879	0	36,865
Jimmy Carlos Indiv Trustee - Fdn	1 0 0 0	X						0	0	0
Tom Giddens Individual Trustee - Fdn	1 0 0 0	X						0	0	0
Thomas Holder Ind Trustee-ECH/SR/EAS/EPG/FDN	1 0 0 0	X						0	0	0
Mary Ellen Imlay Individual Trustee - FDN	1 0 0 0	X						0	0	0
Mark Kaufmann Individual Trustee - Fdn	1 0 0 0	X						0	0	0
Scott MacLellan Individual Trustee - Fdn	1 0 0 0	X						0	0	0
Rich McKay Individual Trustee - Fdn	1 0 0 0	X						0	0	0
William Pate Individual Trustee - Fdn	1 0 0 0	X						0	0	0

Form 990, Part VII - Compensation of Officers, Directors, Trustees, Key Employees, Highest Compensated Employees, and Independent Contractors

(A) Name and Title	(B) Average hours per week (list any hours for related organizations below dotted line)	(C) Position (do not check more than one box, unless person is both an officer and a director/trustee)						(D) Reportable compensation from the organization (W- 2/1099- MISC)	(E) Reportable compensation from related organizations (W- 2/1099- MISC)	(F) Estimated amount of other compensation from the organization and related organizations
		Individual trustee or director	Institutional Trustee	Officer	Key employee	Highest compensated employee	Former			
Bea Perez Individual Trustee - Fdn	1 0 0 0	X						0	0	0
Chrsty Roberts Individual Trustee - Fdn	1 0 0 0	X						0	0	0
Jay Simms Individual Trustee - Fdn	1 0 0 0	X						0	0	0
Virginia Brewer Individual Trustee - Fdn	1 0 0 0	X						0	0	0
Robert Bruce Individual Trustee - Fdn	1 0 0 0	X						0	0	0
David Fagin Individual Trustee - Fdn	1 0 0 0	X						0	0	0
Doug Garges Ind Trustee-Fdn/ECH/SR/EAS/EPG	1 0 0 0	X						0	0	0
Jack Markwalter Individual Trustee - Fdn	1 0 0 0	X						0	0	0
Lovette Russell Individual Trustee - Fdn/HSOC	1 0 0 0	X						0	0	0
Daniel Salinas MD CMO/INDIV TRUSTEE - ECH/SR/EA	10 0 40 0	X						0	595,605	120,298

Form 990, Part VII - Compensation of Officers, Directors, Trustees, Key Employees, Highest Compensated Employees, and Independent Contractors

(A) Name and Title	(B) Average hours per week (list any hours for related organizations below dotted line)	(C) Position (do not check more than one box, unless person is both an officer and a director/trustee)						(D) Reportable compensation from the organization (W- 2/1099-MISC)	(E) Reportable compensation from related organizations (W- 2/1099-MISC)	(F) Estimated amount of other compensation from the organization and related organizations
		Individual trustee or director	Institutional Trustee	Officer	Key employee	Highest compensated employee	Former			
Jackie Montag Individual Trustee - HSOC	1 0 0 0	X						0	0	0
Madelyn Adams Individual Trustee - HSOC	1 0 0 0	X						0	0	0
Adam Fuller INDIVIDUAL TRUSTEE - FDN	1 0 0 0	X						0	0	0
Helen Carlos Individual Trustee - MAC	1 0 0 0	X						0	0	0
Ira Moreland Individual Trustee - FDN	1 0 0 0	X						0	0	0
Judson Miller Individual Trustee - HSOC	1 0 0 0	X						3,876	0	0
Keith Holmes Individual Trustee - MAC	1 0 0 0	X						0	0	0
Mark Rudel Individual Trustee - MAC	1 0 0 0	X						0	0	0
Michelle Jarrard IND TRUSTEE-FDN/ECH/SR/EAS/EPG	1 0 0 0	X						0	0	0
Patti Dickey Individual Trustee - FDN	1 0 0 0	X						0	0	0

Form 990, Part VII - Compensation of Officers, Directors, Trustees, Key Employees, Highest Compensated Employees, and Independent Contractors

(A) Name and Title	(B) Average hours per week (list any hours for related organizations below dotted line)	(C) Position (do not check more than one box, unless person is both an officer and a director/trustee)						(D) Reportable compensation from the organization (W- 2/1099-MISC)	(E) Reportable compensation from related organizations (W- 2/1099-MISC)	(F) Estimated amount of other compensation from the organization and related organizations
		Individual trustee or director	Institutional Trustee	Officer	Key employee	Highest compensated employee	Former			
Ronald Frieson Indiv Trustee - HSOC/PRES FDN	1 0 50 0	X		X				0	468,783	22,019
Cameron Sherrill Indiv Trustee-FDN	1 0 0 0	X						0	0	0
Allison Moran Indiv Trustee-FDN	1 0 0 0	X						0	0	0
Charlie Brown Indiv Trustee-MAC	1 0 0 0	X						0	0	0
David Sapp Indiv Trustee-MAC	1 0 0 0	X						0	0	0
Jack Cay Indiv Trustee-FDN	1 0 0 0	X						0	0	0
Jim Fortenberry MD Indiv Trustee-FDN	1 0 40 0	X						0	277,610	24,313
John Montag Indiv Trustee-FDN	1 0 0 0	X						0	0	0
Krstine Faulkner Indiv Trustee-FDN	1 0 0 0	X						0	0	0
Nick McKay Indiv Trustee-FDN	1 0 0 0	X						0	0	0

Form 990, Part VII - Compensation of Officers, Directors, Trustees, Key Employees, Highest Compensated Employees, and Independent Contractors										
(A) Name and Title	(B) Average hours per week (list any hours for related organizations below dotted line)	(C) Position (do not check more than one box, unless person is both an officer and a director/trustee)						(D) Reportable compensation from the organization (W- 2/1099-MISC)	(E) Reportable compensation from related organizations (W- 2/1099-MISC)	(F) Estimated amount of other compensation from the organization and related organizations
		Individual trustee or director	Institutional Trustee	Officer	Key employee	Highest compensated employee	Former			
Paul Bowers Indiv Trustee-FDN	1 0 0 0	X						0	0	
Tyler Woolson Indiv Trustee-FDN	1 0 0 0	X						0	0	
Bernie Marcus Indiv Trustee-MAC	1 0 0 0	X						0	0	
Charles Shaffer Jr Ind Trustee - MAC/BRD Ementus	1 0 0 0	X						0	0	
Richard Courts INDIV TRUSTEE - FDN	1 0 0 0	X						0	0	
Shannon Sullivan Individual Trustee - FDN	1 0 0 0	X						0	0	
William Taggert Individual Trustee - FDN	1 0 0 0	X						0	0	
Farah Chapes Individual Trustee-MAC	1 0 0 0	X						214,526	0	31,986
Tripp Rawls Individual Trustee - MAC	1 0 0 0	X						0	0	
Pat Fras Individ Trstee-MAC	10 0 40 0	X						0	752,369	131,139

Form 990, Part VII - Compensation of Officers, Directors, Trustees, Key Employees, Highest Compensated Employees, and Independent Contractors

(A) Name and Title	(B) Average hours per week (list any hours for related organizations below dotted line)	(C) Position (do not check more than one box, unless person is both an officer and a director/trustee)						(D) Reportable compensation from the organization (W- 2/1099- MISC)	(E) Reportable compensation from related organizations (W- 2/1099- MISC)	(F) Estimated amount of other compensation from the organization and related organizations
		Individual trustee or director	Institutional Trustee	Officer	Key employee	Highest compensated employee	Former			
Donald Mueller VP Operations/Ind Trustee-MAC	50 0 0 0	X						176,503	0	17,876
Bruce Miller Indiv Trustee-ECH/SR/EAS/EPG	1 0 0 0	X						1,540	0	0
Alan Dahl Indiv Trustee-ECH/SR/EAS/EPG	1 0 0 0	X						0	0	0
Bernie Dixon Indiv Trustee-ECH/SR/EAS/EPG	1 0 0 0	X						0	0	0
Cedric Miller MD Indiv Trustee/Chief Em Svcs	40 0 0 0	X						129,635	0	0
Chris Womack Indiv Trustee-ECH/SR/EAS/EPG	1 0 0 0	X						0	0	0
David Ratcliffe Indiv Trustee-ECH/SR/EAS/EPG	1 0 0 0	X						0	0	0
Don Chapman Indiv Trustee-ECH/SR/EAS/EPG	1 0 0 0	X						0	0	0
Eddie Myers Indiv Trustee-ECH/SR/EAS/EPG	1 0 0 0	X						0	0	0
Ernest Greer Indiv Trustee-ECH/SR/EAS/EPG	1 0 0 0	X						0	0	0

Form 990, Part VII - Compensation of Officers, Directors, Trustees, Key Employees, Highest Compensated Employees, and Independent Contractors

(A) Name and Title	(B) Average hours per week (list any hours for related organizations below dotted line)	(C) Position (do not check more than one box, unless person is both an officer and a director/trustee)						(D) Reportable compensation from the organization (W- 2/1099- MISC)	(E) Reportable compensation from related organizations (W- 2/1099- MISC)	(F) Estimated amount of other compensation from the organization and related organizations
		Individual trustee or director	Institutional Trustee	Officer	Key employee	Highest compensated employee	Former			
Jeff Seaman Indiv Trustee-ECH/SR/EAS/EPG	1 0 0 0	X						0	0	0
Jonathan Goldman Indiv Trustee-ECH/SR/EAS/EPG	1 0 0 0	X						0	0	0
Joe Williams MD TRUST/CLIN PHYS-ECH/SR/EAS/EPG	40 0 0 0	X						81,284	0	0
Keith Mason Indiv Trustee-ECH/SR/EAS/EPG	1 0 0 0	X						0	0	0
Liz Blake Indiv Trustee-ECH/SR/EAS/EPG	1 0 0 0	X						0	0	0
Mark Chancy Indiv Trustee-ECH/SR/EAS/EPG	1 0 0 0	X						0	0	0
Stephanie Blank Indiv Trustee-ECH/SR/EAS/EPG	1 0 0 0	X						0	0	0
Stephanie Jernigan MD Indiv Trustee-ECH/SR/EAS/EPG	1 0 0 0	X						0	0	0
Steve Cahillane Indiv Trustee-ECH/SR/EAS/EPG	1 0 0 0	X						0	0	0
Tom Noonan Indiv Trustee-ECH/SR/EAS/EPG	1 0 0 0	X						0	0	0

Form 990, Part VII - Compensation of Officers, Directors, Trustees, Key Employees, Highest Compensated Employees, and Independent Contractors

(A) Name and Title	(B) Average hours per week (list any hours for related organizations below dotted line)	(C) Position (do not check more than one box, unless person is both an officer and a director/trustee)						(D) Reportable compensation from the organization (W- 2/1099- MISC)	(E) Reportable compensation from related organizations (W- 2/1099- MISC)	(F) Estimated amount of other compensation from the organization and related organizations
		Individual trustee or director	Institutional Trustee	Officer	Key employee	Highest compensated employee	Former			
Donna Hyland Pres/CEO - ECH/SR/EAS/EPG/MAC	10 0 40 0			X				0	1,374,876	288,470
Ruth Fowler Treas ECH/SR/FDN/EAS/EPG/MAC	10 0 40 0			X				0	663,220	115,140
Leslie Jones Sec - ECH/SR/EAS/EPG/MAC/HSOC	10 0 40 0			X				0	446,917	30,291
Eugene Hayes President Foundation - FDN	10 0 40 0			X				421,176	0	101,748
Tonja Bridges Dir Fdn Admn/Brd Corp Sect-Fdn	50 0 0 0			X				129,478	0	26,167
Raymond Reynolds VP Dev Fdn Major/Planned Gifts	50 0 0 0				X			241,308	0	2,417
Rex Adams INDIV TRSTEE - HSOC COO-ECH	10 0 40 0				X			0	282,700	5,767
Beth Boatwnght Sr Dir Financial Oper ECH/SR	50 0 0 0				X			185,959	0	19,520
Mary Beth Bova SVP OPS-ECH/IND TRUSTEE-HSOC	50 0 0 0				X			343,704	0	21,705
Timothy King VP Physician Practices Ops	50 0 0 0				X			261,270	0	36,755

Form 990, Part VII - Compensation of Officers, Directors, Trustees, Key Employees, Highest Compensated Employees, and Independent Contractors

(A) Name and Title	(B) Average hours per week (list any hours for related organizations below dotted line)	(C) Position (do not check more than one box, unless person is both an officer and a director/trustee)						(D) Reportable compensation from the organization (W- 2/1099-MISC)	(E) Reportable compensation from related organizations (W- 2/1099-MISC)	(F) Estimated amount of other compensation from the organization and related organizations
		Individual trustee or director	Institutional Trustee	Officer	Key employee	Highest compensated employee	Former			
Jill Strickland SVP Physician Practices Ops	50 0 0 0				X			300,301	0	32,699
Scott Hodoval VP Dev Ann Corp Giving - Fdn	50 0 0 0				X			249,553	0	30,533
Robert Bentley VP Corporate Development - FDN	50 0 0 0				X			241,350	0	25,546
Stacey Deweese VP Operations-SR	50 0 0 0				X			215,100	0	29,518
Julia Jones VP Operations - HSOC	50 0 0 0				X			239,789	0	26,650
Andrew Reisner Neurosurgeon	50 0 0 0					X		855,270	0	25,629
William Boydston Prac Dir Neursurgical Svcs	50 0 0 0					X		932,990	0	23,731
John Bleacher Surgeon	50 0 0 0					X		895,990	0	22,067
Julie Glasson Surgeon	50 0 0 0					X		866,968	0	24,574
Joseph Bussey Surgeon	50 0 0 0					X		816,868	0	26,231

SCHEDULE A
(Form 990 or 990EZ)

Public Charity Status and Public Support

OMB No 1545-0047

2015

Open to Public Inspection

Complete if the organization is a section 501(c)(3) organization or a section 4947(a)(1) nonexempt charitable trust.
▶ Attach to Form 990 or Form 990-EZ.
▶ Information about Schedule A (Form 990 or 990-EZ) and its instructions is at www.irs.gov/form990.

Name of the organization
CHILDREN'S HEALTHCARE OF ATLANTA GROUP RETURN

Employer identification number
90-0779996

Part I

Reason for Public Charity Status (All organizations must complete this part.) See instructions.

- The organization is not a private foundation because it is (For lines 1 through 11, check only one box)
- 1

☐

A church, convention of churches, or association of churches described in **section 170(b)(1)(A)(i).**
- 2

☐

A school described in **section 170(b)(1)(A)(ii).**(Attach Schedule E (Form 990 or 990-EZ))
- 3

☒

A hospital or a cooperative hospital service organization described in **section 170(b)(1)(A)(iii).**
- 4

☐

A medical research organization operated in conjunction with a hospital described in **section 170(b)(1)(A)(iii).** Enter the hospital's name, city, and state _____
- 5

☐

An organization operated for the benefit of a college or university owned or operated by a governmental unit described in **section 170(b)(1)(A)(iv).** (Complete Part II)
- 6

☐

A federal, state, or local government or governmental unit described in **section 170(b)(1)(A)(v).**
- 7

☐

An organization that normally receives a substantial part of its support from a governmental unit or from the general public described in **section 170(b)(1)(A)(vi).** (Complete Part II)
- 8

☐

A community trust described in **section 170(b)(1)(A)(vi)** (Complete Part II)
- 9

☐

An organization that normally receives (1) more than 33 1/3% of its support from contributions, membership fees, and gross receipts from activities related to its exempt functions—subject to certain exceptions, and (2) no more than 33 1/3% of its support from gross investment income and unrelated business taxable income (less section 511 tax) from businesses acquired by the organization after June 30, 1975 See**section 509(a)(2).** (Complete Part III)
- 10

☐

An organization organized and operated exclusively to test for public safety See **section 509(a)(4).**
- 11

☐

An organization organized and operated exclusively for the benefit of, to perform the functions of, or to carry out the purposes of one or more publicly supported organizations described in section 509(a)(1) or section 509(a)(2) See **section 509(a)(3).** Check the box in lines 11a through 11d that describes the type of supporting organization and complete lines 11e, 11f, and 11g
- a

☐

Type I. A supporting organization operated, supervised, or controlled by its supported organization(s), typically by giving the supported organization(s) the power to regularly appoint or elect a majority of the directors or trustees of the supporting organization **You must complete Part IV, Sections A and B.**
- b

☐

Type II. A supporting organization supervised or controlled in connection with its supported organization(s), by having control or management of the supporting organization vested in the same persons that control or manage the supported organization(s) **You must complete Part IV, Sections A and C.**
- c

☐

Type III functionally integrated. A supporting organization operated in connection with, and functionally integrated with, its supported organization(s) (see instructions) **You must complete Part IV, Sections A, D, and E.**
- d

☐

Type III non-functionally integrated. A supporting organization operated in connection with its supported organization(s) that is not functionally integrated The organization generally must satisfy a distribution requirement and an attentiveness requirement (see instructions) **You must complete Part IV, Sections A and D, and Part V.**
- e

☐

Check this box if the organization received a written determination from the IRS that it is a Type I, Type II, Type III functionally integrated, or Type III non-functionally integrated supporting organization
- f

Enter the number of supported organizations
- g

Provide the following information about the supported organization(s)

(i) Name of supported organization	(ii)EIN	(iii) Type of organization (described on lines 1- 9 above (see instructions))	(iv) Is the organization listed in your governing document?		(v) Amount of monetary support (see instructions)	(vi) Amount of other support (see instructions)
			Yes	No		
Total						

Part II

Support Schedule for Organizations Described in Sections 170(b)(1)(A)(iv) and 170(b)(1)(A)(vi)
(Complete only if you checked the box on line 5, 7, or 8 of Part I or if the organization failed to qualify under Part III. If the organization fails to qualify under the tests listed below, please complete Part III.)

Section A. Public Support						
Calendar year (or fiscal year beginning in) ►	(a)2011	(b)2012	(c)2013	(d)2014	(e)2015	(f)Total
1 Gifts, grants, contributions, and membership fees received (Do not include any unusual grants)	77,101,475	60,498,767	90,979,701	81,478,337	78,702,680	388,760,960
2 Tax revenues levied for the organization's benefit and either paid to or expended on its behalf						0
3 The value of services or facilities furnished by a governmental unit to the organization without charge						0
4 Total. Add lines 1 through 3	77,101,475	60,498,767	90,979,701	81,478,337	78,702,680	388,760,960
5 The portion of total contributions by each person (other than a governmental unit or publicly supported organization) included on line 1 that exceeds 2% of the amount shown on line 11, column (f)						23,621,954
6 Public support. Subtract line 5 from line 4						365,139,006

Section B. Total Support						
Calendar year (or fiscal year beginning in) ►	(a)2011	(b)2012	(c)2013	(d)2014	(e)2015	(f)Total
7 Amounts from line 4	77,101,475	60,498,767	90,979,701	81,478,337	78,702,680	388,760,960
8 Gross income from interest, dividends, payments received on securities loans, rents, royalties and income from similar sources	7,058,470	8,132,661	8,323,999	22,837,809	9,308,832	55,661,771
9 Net income from unrelated business activities, whether or not the business is regularly carried on						0
10 Other income Do not include gain or loss from the sale of capital assets (Explain in Part VI)						0
11 Total support. Add lines 7 through 10						444,422,731
12 Gross receipts from related activities, etc (see instructions)					12	5,843,443,893
13 First five years.If the Form 990 is for the organization's first, second, third, fourth, or fifth tax year as a section 501(c)(3) organization, check this box and stop here						<input type="checkbox"/>

Section C. Computation of Public Support Percentage						
14 Public support percentage for 2015 (line 6, column (f) divided by line 11, column (f))					14	82.160 %
15 Public support percentage for 2014 Schedule A, Part II, line 14					15	87.197 %
16a 33 1/3% support test—2015.If the organization did not check the box on line 13, and line 14 is 33 1/3% or more, check this box and stop here. The organization qualifies as a publicly supported organization						<input checked="" type="checkbox"/>
b 33 1/3% support test—2014.If the organization did not check a box on line 13 or 16a, and line 15 is 33 1/3% or more, check this box and stop here. The organization qualifies as a publicly supported organization						<input type="checkbox"/>
17a 10%-facts-and-circumstances test—2015.If the organization did not check a box on line 13, 16a, or 16b, and line 14 is 10% or more, and if the organization meets the facts-and-circumstances test, check this box and stop here. Explain in Part VI how the organization meets the "facts-and-circumstances" test The organization qualifies as a publicly supported organization						<input type="checkbox"/>
b 10%-facts-and-circumstances test—2014.If the organization did not check a box on line 13, 16a, 16b, or 17a, and line 15 is 10% or more, and if the organization meets the "facts-and-circumstances" test, check this box and stop here. Explain in Part VI how the organization meets the "facts-and-circumstances" test The organization qualifies as a publicly supported organization						<input type="checkbox"/>
18 Private foundation.If the organization did not check a box on line 13, 16a, 16b, 17a, or 17b, check this box and see instructions						<input type="checkbox"/>

Part III Support Schedule for Organizations Described in Section 509(a)(2)

(Complete only if you checked the box on line 9 of Part I or if the organization failed to qualify under Part II. If the organization fails to qualify under the tests listed below, please complete Part II.)

Section A. Public Support

Calendar year (or fiscal year beginning in) ►	(a)2011	(b)2012	(c)2013	(d)2014	(e)2015	(f)Total
1 Gifts, grants, contributions, and membership fees received (Do not include any "unusual grants.")						
2 Gross receipts from admissions, merchandise sold or services performed, or facilities furnished in any activity that is related to the organization's tax-exempt purpose						
3 Gross receipts from activities that are not an unrelated trade or business under section 513						
4 Tax revenues levied for the organization's benefit and either paid to or expended on its behalf						
5 The value of services or facilities furnished by a governmental unit to the organization without charge						
6 Total. Add lines 1 through 5						
7a Amounts included on lines 1, 2, and 3 received from disqualified persons						
b Amounts included on lines 2 and 3 received from other than disqualified persons that exceed the greater of \$5,000 or 1% of the amount on line 13 for the year						
c Add lines 7a and 7b						
8 Public support. (Subtract line 7c from line 6.)						

Section B. Total Support

Calendar year (or fiscal year beginning in) ►	(a)2011	(b)2012	(c)2013	(d)2014	(e)2015	(f)Total
9 Amounts from line 6						
10a Gross income from interest, dividends, payments received on securities loans, rents, royalties and income from similar sources						
b Unrelated business taxable income (less section 511 taxes) from businesses acquired after June 30, 1975						
c Add lines 10a and 10b						
11 Net income from unrelated business activities not included in line 10b, whether or not the business is regularly carried on						
12 Other income. Do not include gain or loss from the sale of capital assets (Explain in Part VI.)						
13 Total support. (Add lines 9, 10c, 11, and 12.)						
14 First five years. If the Form 990 is for the organization's first, second, third, fourth, or fifth tax year as a section 501(c)(3) organization, check this box and stop here ► <input type="checkbox"/>						

Section C. Computation of Public Support Percentage

15 Public support percentage for 2015 (line 8, column (f) divided by line 13, column (f))	15	0 %
16 Public support percentage from 2014 Schedule A, Part III, line 15	16	

Section D. Computation of Investment Income Percentage

17 Investment income percentage for 2015 (line 10c, column (f) divided by line 13, column (f))	17	
18 Investment income percentage from 2014 Schedule A, Part III, line 17	18	

19a 33 1/3% support tests—2015. If the organization did not check the box on line 14, and line 15 is more than 33 1/3%, and line 17 is not more than 33 1/3%, check this box and **stop here**. The organization qualifies as a publicly supported organization ► ☐

b 33 1/3% support tests—2014. If the organization did not check a box on line 14 or line 19a, and line 16 is more than 33 1/3% and line 18 is not more than 33 1/3%, check this box and **stop here**. The organization qualifies as a publicly supported organization ► ☐

20 Private foundation. If the organization did not check a box on line 14, 19a, or 19b, check this box and see instructions ► ☐

Part IV Supporting Organizations

(Complete only if you checked a box on line 11 of Part I. If you checked 11a of Part I, complete Sections A and B. If you checked 11b of Part I, complete Sections A and C. If you checked 11c of Part I, complete Sections A, D, and E. If you checked 11d of Part I, complete Sections A and D, and complete Part V.)

Section A. All Supporting Organizations

	Yes	No
1 Are all of the organization's supported organizations listed by name in the organization's governing documents? If "No," describe in Part VI how the supported organizations are designated. If designated by class or purpose, describe the designation. If historic and continuing relationship, explain.	1	No
2 Did the organization have any supported organization that does not have an IRS determination of status under section 509(a)(1) or (2)? If "Yes," explain in Part VI how the organization determined that the supported organization was described in section 509(a)(1) or (2).	2	No
3a Did the organization have a supported organization described in section 501(c)(4), (5), or (6)? If "Yes," answer (b) and (c) below.	3a	No
b Did the organization confirm that each supported organization qualified under section 501(c)(4), (5), or (6) and satisfied the public support tests under section 509(a)(2)? If "Yes," describe in Part VI when and how the organization made the determination.	3b	
c Did the organization ensure that all support to such organizations was used exclusively for section 170(c)(2)(B) purposes? If "Yes," explain in Part VI what controls the organization put in place to ensure such use.	3c	
4a Was any supported organization not organized in the United States ("foreign supported organization")? If "Yes" and if you checked 11a or 11b in Part I, answer (b) and (c) below.	4a	No
b Did the organization have ultimate control and discretion in deciding whether to make grants to the foreign supported organization? If "Yes," describe in Part VI how the organization had such control and discretion despite being controlled or supervised by or in connection with its supported organizations.	4b	
c Did the organization support any foreign supported organization that does not have an IRS determination under sections 501(c)(3) and 509(a)(1) or (2)? If "Yes," explain in Part VI what controls the organization used to ensure that all support to the foreign supported organization was used exclusively for section 170(c)(2)(B) purposes.	4c	
5a Did the organization add, substitute, or remove any supported organizations during the tax year? If "Yes," answer (b) and (c) below (if applicable). Also, provide detail in Part VI , including (i) the names and EIN numbers of the supported organizations added, substituted, or removed, (ii) the reasons for each such action, (iii) the authority under the organization's organizing document authorizing such action, and (iv) how the action was accomplished (such as by amendment to the organizing document).	5a	No
b Type I or Type II only. Was any added or substituted supported organization part of a class already designated in the organization's organizing document?	5b	
c Substitutions only. Was the substitution the result of an event beyond the organization's control?	5c	
6 Did the organization provide support (whether in the form of grants or the provision of services or facilities) to anyone other than (a) its supported organizations, (b) individuals that are part of the charitable class benefited by one or more of its supported organizations, or (c) other supporting organizations that also support or benefit one or more of the filing organization's supported organizations? If "Yes," provide detail in Part VI .	6	No
7 Did the organization provide a grant, loan, compensation, or other similar payment to a substantial contributor (defined in IRC 4958(c)(3)(C)), a family member of a substantial contributor, or a 35-percent controlled entity with regard to a substantial contributor? If "Yes," complete Part I of Schedule L (Form 990).	7	No
8 Did the organization make a loan to a disqualified person (as defined in section 4958) not described in line 7? If "Yes," complete Part II of Schedule L (Form 990).	8	No
9a Was the organization controlled directly or indirectly at any time during the tax year by one or more disqualified persons as defined in section 4946 (other than foundation managers and organizations described in section 509(a)(1) or (2))? If "Yes," provide detail in Part VI .	9a	No
b Did one or more disqualified persons (as defined in line 9(a)) hold a controlling interest in any entity in which the supporting organization had an interest? If "Yes," provide detail in Part VI .	9b	No
c Did a disqualified person (as defined in line 9(a)) have an ownership interest in, or derive any personal benefit from, assets in which the supporting organization also had an interest? If "Yes," provide detail in Part VI .	9c	No
10a Was the organization subject to the excess business holdings rules of IRC 4943 because of IRC 4943(f) (regarding certain Type II supporting organizations, and all Type III non-functionally integrated supporting organizations)? If "Yes," answer b below.	10a	No
b Did the organization have any excess business holdings in the tax year? (Use Schedule C, Form 4720, to determine whether the organization had excess business holdings.)	10b	
11 Has the organization accepted a gift or contribution from any of the following persons?		
a A person who directly or indirectly controls, either alone or together with persons described in (b) and (c) below, the governing body of a supported organization?	11a	No
b A family member of a person described in (a) above?	11b	No
c A 35% controlled entity of a person described in (a) or (b) above? If "Yes" to a, b, or c, provide detail in Part VI .	11c	No

Part IV

Supporting Organizations (continued)

Section B. Type I Supporting Organizations

	Yes	No
1 Did the directors, trustees, or membership of one or more supported organizations have the power to regularly appoint or elect at least a majority of the organization's directors or trustees at all times during the tax year? <i>If "No," describe in Part VI how the supported organization(s) effectively operated, supervised, or controlled the organization's activities. If the organization had more than one supported organization, describe how the powers to appoint and/or remove directors or trustees were allocated among the supported organizations and what conditions or restrictions, if any, applied to such powers during the tax year.</i>		No
2 Did the organization operate for the benefit of any supported organization other than the supported organization(s) that operated, supervised, or controlled the supporting organization? <i>If "Yes," explain in Part VI how providing such benefit carried out the purposes of the supported organization(s) that operated, supervised or controlled the supporting organization.</i>		No

Section C. Type II Supporting Organizations

	Yes	No
1 Were a majority of the organization's directors or trustees during the tax year also a majority of the directors or trustees of each of the organization's supported organization(s)? <i>If "No," describe in Part VI how control or management of the supporting organization was vested in the same persons that controlled or managed the supported organization(s).</i>		

Section D. All Type III Supporting Organizations

	Yes	No
1 Did the organization provide to each of its supported organizations, by the last day of the fifth month of the organization's tax year, (1) a written notice describing the type and amount of support provided during the prior tax year, (2) a copy of the Form 990 that was most recently filed as of the date of notification, and (3) copies of the organization's governing documents in effect on the date of notification, to the extent not previously provided?		No
2 Were any of the organization's officers, directors, or trustees either (i) appointed or elected by the supported organization(s) or (ii) serving on the governing body of a supported organization? <i>If "No," explain in Part VI how the organization maintained a close and continuous working relationship with the supported organization(s).</i>		No
3 By reason of the relationship described in (2), did the organization's supported organizations have a significant voice in the organization's investment policies and in directing the use of the organization's income or assets at all times during the tax year? <i>If "Yes," describe in Part VI the role the organization's supported organizations played in this regard.</i>		No

Section E. Type III Functionally-Integrated Supporting Organizations

1 Check the box next to the method that the organization used to satisfy the Integral Part Test during the year (see instructions)		
a <input type="checkbox"/> The organization satisfied the Activities Test. Complete line 2 below.		
b <input type="checkbox"/> The organization is the parent of each of its supported organizations. Complete line 3 below.		
c <input type="checkbox"/> The organization supported a governmental entity. Describe in Part VI how you supported a government entity (see instructions).		
2 <u>Activities Test</u> Answer (a) and (b) below.	Yes	No
a Did substantially all of the organization's activities during the tax year directly further the exempt purposes of the supported organization(s) to which the organization was responsive? <i>If "Yes," then in Part VI identify those supported organizations and explain how these activities directly furthered their exempt purposes, how the organization was responsive to those supported organizations, and how the organization determined that these activities constituted substantially all of its activities.</i>		
b Did the activities described in (a) constitute activities that, but for the organization's involvement, one or more of the organization's supported organization(s) would have been engaged in? <i>If "Yes," explain in Part VI the reasons for the organization's position that its supported organization(s) would have engaged in these activities but for the organization's involvement.</i>		
3 <u>Parent of Supported Organizations</u> Answer (a) and (b) below.		
a Did the organization have the power to regularly appoint or elect a majority of the officers, directors, or trustees of each of the supported organizations? <i>Provide details in Part VI.</i>		
b Did the organization exercise a substantial degree of direction over the policies, programs and activities of each of its supported organizations? <i>If "Yes," describe in Part VI the role played by the organization in this regard.</i>		

Part V

Type III Non-Functionally Integrated 509(a)(3) Supporting Organizations

1

Check here if the organization satisfied the Integral Part Test as a qualifying trust on Nov 20, 1970 **See instructions.** All other Type III non-functionally integrated supporting organizations must complete Sections A through E

☐

Section A - Adjusted Net Income		(A) Prior Year	(B) Current Year (optional)
1	Net short-term capital gain	10	
2	Recoveries of prior-year distributions	20	
3	Other gross income (see instructions)	30	
4	Add lines 1 through 3	40	
5	Depreciation and depletion	50	
6	Portion of operating expenses paid or incurred for production or collection of gross income or for management, conservation, or maintenance of property held for production of income (see instructions)	60	
7	Other expenses (see instructions)	70	
8	Adjusted Net Income (subtract lines 5, 6 and 7 from line 4)	80	

Section B - Minimum Asset Amount		(A) Prior Year	(B) Current Year (optional)
1	Aggregate fair market value of all non-exempt-use assets (see instructions for short tax year or assets held for part of year)	1	
a	Average monthly value of securities	1a0	
b	Average monthly cash balances	1b0	
c	Fair market value of other non-exempt-use assets	1c0	
d	Total (add lines 1a, 1b, and 1c)	1d0	
e	Discount claimed for blockage or other factors (explain in detail in Part VI) 0		
2	Acquisition indebtedness applicable to non-exempt use assets	20	
3	Subtract line 2 from line 1d	30	
4	Cash deemed held for exempt use Enter 1-1/2% of line 3 (for greater amount, see instructions)	40	
5	Net value of non-exempt-use assets (subtract line 4 from line 3)	50	
6	Multiply line 5 by .035	60	
7	Recoveries of prior-year distributions	70	
8	Minimum Asset Amount (add line 7 to line 6)	80	

Section C - Distributable Amount		Current Year	
1	Adjusted net income for prior year (from Section A, line 8, Column A)	1	0
2	Enter 85% of line 1	2	0
3	Minimum asset amount for prior year (from Section B, line 8, Column A)	3	0
4	Enter greater of line 2 or line 3	4	0
5	Income tax imposed in prior year	5	0
6	Distributable Amount. Subtract line 5 from line 4, unless subject to emergency temporary reduction (see instructions)	6	0
7	Check here if the current year is the organization's first as a non-functionally-integrated Type III supporting organization (see instructions) <input type="checkbox"/>		

Part V Type III Non-Functionally Integrated 509(a)(3) Supporting Organizations (continued)

Section D - Distributions	Current Year
1 Amounts paid to supported organizations to accomplish exempt purposes	0
2 Amounts paid to perform activity that directly furthers exempt purposes of supported organizations, in excess of income from activity	0
3 Administrative expenses paid to accomplish exempt purposes of supported organizations	0
4 Amounts paid to acquire exempt-use assets	0
5 Qualified set-aside amounts (prior IRS approval required)	0
6 Other distributions (describe in Part VI) See instructions	0
7 Total annual distributions. Add lines 1 through 6	0
8 Distributions to attentive supported organizations to which the organization is responsive (provide details in Part VI) See instructions	0
9 Distributable amount for 2015 from Section C, line 6	0
10 Line 8 amount divided by Line 9 amount	0 %

Section E - Distribution Allocations (see instructions)	(i) Excess Distributions	(ii) Underdistributions Pre-2015	(iii) Distributable Amount for 2015
1 Distributable amount for 2015 from Section C, line 6			0
2 Underdistributions, if any, for years prior to 2015 (reasonable cause required--see instructions)		0	
3 Excess distributions carryover, if any, to 2015			
a			
b			
c			
d From 2013. 0			
e From 2014. 0			
f Total of lines 3a through e	0		
g Applied to underdistributions of prior years		0	
h Applied to 2015 distributable amount			0
i Carryover from 2010 not applied (see instructions)			
j Remainder Subtract lines 3g, 3h, and 3i from 3f	0		
4 Distributions for 2015 from Section D, line 7 \$ 0			
a Applied to underdistributions of prior years		0	
b Applied to 2015 distributable amount			0
c Remainder Subtract lines 4a and 4b from 4	0		
5 Remaining underdistributions for years prior to 2015, if any Subtract lines 3g and 4a from line 2 (if amount greater than zero, see instructions)		0	
6 Remaining underdistributions for 2015 Subtract lines 3h and 4b from line 1 (if amount greater than zero, see instructions)			0
7 Excess distributions carryover to 2016. Add lines 3j and 4c	0		
8 Breakdown of line 7			
a			
b			
c Excess from 2013. 0			
d From 2014. 0			
e From 2015. 0			

Part VI **Supplemental Information.**

Provide the explanations required by Part II, line 10; Part II, line 17a or 17b; Part III, line 12; Part IV, Section A, lines 1, 2, 3b, 3c, 4b, 4c, 5a, 6, 9a, 9b, 9c, 11a, 11b, and 11c; Part IV, Section B, lines 1 and 2; Part IV, Section C, line 1; Part IV, Section D, lines 2 and 3; Part IV, Section E, lines 1c, 2a, 2b, 3a and 3b; Part V, line 1; Part V, Section B, line 1e; Part V Section D, lines 5, 6, and 8; and Part V, Section E, lines 2, 5, and 6. Also complete this part for any additional information. (See instructions).

Facts And Circumstances Test

Return Reference	Explanation
PUBLIC CHARITY STATUS OF GROUP RETURN AFFILIATES	SCHEDULE A, PART I EGGLESTON CHILDREN'S HOSPITAL AT EMORY UNIVERSITY, INC PUBLIC CHARITY STATUS 170(B)(1)(A)(III) - BOX 3 SCOTTISH RITE CHILDREN'S MEDICAL CENTER, INC PUBLIC CHARITY STATUS 170(B)(1)(A)(III) - BOX 3 EGGLESTON AFFILIATED SERVICES, INC PUBLIC CHARITY STATUS 170(B)(1)(A)(III) - BOX 3 EGGLESTON PEDIATRIC GROUP, INC PUBLIC CHARITY STATUS 170(B)(1)(A)(III) - BOX 3 HSOC, INC PUBLIC CHARITY STATUS 170(B)(1)(A)(III) - BOX 3 MARCUS AUTISM CENTER, INC PUBLIC CHARITY STATUS 509(A)(2) - BOX 9 CHILDREN'S HEALTHCARE OF ATLANTA FOUNDATION PUBLIC CHARITY STATUS 509(A)(1) AND 170(B)(1)(A)(VI) - BOX 7

SCHEDULE D

(Form 990)

Department of the Treasury
Internal Revenue Service

Supplemental Financial Statements

► Complete if the organization answered "Yes," on Form 990, Part IV, line 6, 7, 8, 9, 10, 11a, 11b, 11c, 11d, 11e, 11f, 12a, or 12b.
► Attach to Form 990.

Information about Schedule D (Form 990) and its instructions is at www.irs.gov/form990.

OMB No 1545-0047

2015

Open to Public Inspection

Name of the organization CHILDREN'S HEALTHCARE OF ATLANTA GROUP RETURN	Employer identification number 90-0779996
---	--

Part I Organizations Maintaining Donor Advised Funds or Other Similar Funds or Accounts.

Complete if the organization answered "Yes" on Form 990, Part IV, line 6.

	(a) Donor advised funds	(b) Funds and other accounts
1	Total number at end of year	
2	Aggregate value of contributions to (during year)	
3	Aggregate value of grants from (during year)	
4	Aggregate value at end of year	
5	Did the organization inform all donors and donor advisors in writing that the assets held in donor advised funds are the organization's property, subject to the organization's exclusive legal control? <div><input type="checkbox"/> Yes <input type="checkbox"/> No</div>	
6	Did the organization inform all grantees, donors, and donor advisors in writing that grant funds can be used only for charitable purposes and not for the benefit of the donor or donor advisor, or for any other purpose conferring impermissible private benefit? <div><input type="checkbox"/> Yes <input type="checkbox"/> No</div>	

Part II Conservation Easements.

Complete if the organization answered "Yes" on Form 990, Part IV, line 7.

1	Purpose(s) of conservation easements held by the organization (check all that apply) <div><input type="checkbox"/> Preservation of land for public use (e g , recreation or education)<div><input type="checkbox"/> Protection of natural habitat <input type="checkbox"/> Preservation of open space</div><input type="checkbox"/> Preservation of an historically important land area <input type="checkbox"/> Preservation of a certified historic structure</div>	
2	Complete lines 2a through 2d if the organization held a qualified conservation contribution in the form of a conservation easement on the last day of the tax year	
a	Total number of conservation easements	2a
b	Total acreage restricted by conservation easements	2b
c	Number of conservation easements on a certified historic structure included in (a)	2c
d	Number of conservation easements included in (c) acquired after 8/17/06, and not on a historic structure listed in the National Register	2d
3	Number of conservation easements modified, transferred, released, extinguished, or terminated by the organization during the tax year ►	
4	Number of states where property subject to conservation easement is located ►	
5	Does the organization have a written policy regarding the periodic monitoring, inspection, handling of violations, and enforcement of the conservation easements it holds? <div><input type="checkbox"/> Yes <input type="checkbox"/> No</div>	
6	Staff and volunteer hours devoted to monitoring, inspecting, handling of violations, and enforcing conservation easements during the year ►	
7	Amount of expenses incurred in monitoring, inspecting, handling of violations, and enforcing conservation easements during the year ► \$	
8	Does each conservation easement reported on line 2(d) above satisfy the requirements of section 170(h)(4)(B)(i) and section 170(h)(4)(B)(ii)? <div><input type="checkbox"/> Yes <input type="checkbox"/> No</div>	
9	In Part XIII, describe how the organization reports conservation easements in its revenue and expense statement, and balance sheet, and include, if applicable, the text of the footnote to the organization's financial statements that describes the organization's accounting for conservation easements	

Part III Organizations Maintaining Collections of Art, Historical Treasures, or Other Similar Assets.

Complete if the organization answered "Yes" on Form 990, Part IV, line 8.

1a	If the organization elected, as permitted under SFAS 116 (ASC 958), not to report in its revenue statement and balance sheet works of art, historical treasures, or other similar assets held for public exhibition, education, or research in furtherance of public service, provide, in Part XIII, the text of the footnote to its financial statements that describes these items	
b	If the organization elected, as permitted under SFAS 116 (ASC 958), to report in its revenue statement and balance sheet works of art, historical treasures, or other similar assets held for public exhibition, education, or research in furtherance of public service, provide the following amounts relating to these items	
(i)	Revenue included on Form 990, Part VIII, line 1	► \$
(ii)	Assets included in Form 990, Part X	► \$
2	If the organization received or held works of art, historical treasures, or other similar assets for financial gain, provide the following amounts required to be reported under SFAS 116 (ASC 958) relating to these items	
a	Revenue included on Form 990, Part VIII, line 1	► \$
b	Assets included in Form 990, Part X	► \$

Part III

Organizations Maintaining Collections of Art, Historical Treasures, or Other Similar Assets

(continued)

3

Using the organization's acquisition, accession, and other records, check any of the following that are a significant use of its collection items (check all that apply)

a

☐ Public exhibition

b

☐ Scholarly research

c

☐ Preservation for future generations

d

☐ Loan or exchange programs

e

☐ Other

4

Provide a description of the organization's collections and explain how they further the organization's exempt purpose in Part XIII

5

During the year, did the organization solicit or receive donations of art, historical treasures or other similar assets to be sold to raise funds rather than to be maintained as part of the organization's collection?

☐ Yes

☐ No

Part IV

Escrow and Custodial Arrangements.

Complete if the organization answered "Yes" on Form 990, Part IV, line 9, or reported an amount on Form 990, Part X, line 21.

1a

Is the organization an agent, trustee, custodian or other intermediary for contributions or other assets not included on Form 990, Part X?

☐ Yes

☐ No

b

If "Yes," explain the arrangement in Part XIII and complete the following table

	Amount
1c	Beginning balance
1d	Additions during the year
1e	Distributions during the year
1f	Ending balance

2a

Did the organization include an amount on Form 990, Part X, line 21, for escrow or custodial account liability?

☐ Yes

☐ No

b

If "Yes," explain the arrangement in Part XIII. Check here if the explanation has been provided in Part XIII

☐

Part V

Endowment Funds.

Complete if the organization answered "Yes" to Form 990, Part IV, line 10.

	(a)Current year	(b)Prior year	b (c)Two years back	(d)Three years back	(e)Four years back
1a	Beginning of year balance	142,112,872	133,659,871	121,601,928	109,959,265
b	Contributions		0		
c	Net investment earnings, gains, and losses	2,500,092	8,855,491	12,361,363	11,920,392
d	Grants or scholarships		0		
e	Other expenditures for facilities and programs	457,164	402,389	297,897	270,848
f	Administrative expenses		101	5,523	6,881
g	End of year balance	144,155,800	142,112,872	133,659,871	121,601,928

2

Provide the estimated percentage of the current year end balance (line 1g, column (a)) held as

a

Board designated or quasi-endowment

0 %

b

Permanent endowment

93 810 %

c

Temporarily restricted endowment

6 190 %

The percentages on lines 2a, 2b, and 2c should equal 100%

3a

Are there endowment funds not in the possession of the organization that are held and administered for the organization by

(i) unrelated organizations

(ii) related organizations

3a(i)

Yes

No

3a(ii)

No

b

If "Yes" on 3a(ii), are the related organizations listed as required on Schedule R?

3b

4

Describe in Part XIII the intended uses of the organization's endowment funds

Part VI

Land, Buildings, and Equipment.

Complete if the organization answered "Yes" to Form 990, Part IV, line 11a. See Form 990, Part X, line 10.

Description of property	(a) Cost or other basis (investment)	(b) Cost or other basis (other)	Accumulated (c) depreciation	(d) Book value
1a Land		82,377,042		82,377,042
b Buildings		682,092,323	353,779,375	328,312,948
c Leasehold improvements		14,179,637	12,626,092	1,553,545
d Equipment		417,938,127	280,230,222	137,707,905
e Other		202,255,864	171,761,051	30,494,813
Total. Add lines 1a through 1e (Column (d) must equal Form 990, Part X, column (B), line 10(c))				580,446,253

Schedule D (Form 990) 2015

Part XI

Reconciliation of Revenue per Audited Financial Statements With Revenue per Return

Complete if the organization answered 'Yes' on Form 990, Part IV, line 12a.

1	Total revenue, gains, and other support per audited financial statements		1	
2	Amounts included on line 1 but not on Form 990, Part VIII, line 12			
a	Net unrealized gains (losses) on investments	2a		
b	Donated services and use of facilities	2b		
c	Recoveries of prior year grants	2c		
d	Other (Describe in Part XIII)	2d		
e	Add lines 2a through 2d		2e	
3	Subtract line 2e from line 1		3	
4	Amounts included on Form 990, Part VIII, line 12, but not on line 1			
a	Investment expenses not included on Form 990, Part VIII, line 7b	4a		
b	Other (Describe in Part XIII)	4b		
c	Add lines 4a and 4b		4c	
5	Total revenue Add lines 3 and 4c.(This must equal Form 990, Part I, line 12)		5	

Part XII

Reconciliation of Expenses per Audited Financial Statements With Expenses per Return.

Complete if the organization answered 'Yes' on Form 990, Part IV, line 12a.

1	Total expenses and losses per audited financial statements		1	
2	Amounts included on line 1 but not on Form 990, Part IX, line 25			
a	Donated services and use of facilities	2a		
b	Prior year adjustments	2b		
c	Other losses	2c		
d	Other (Describe in Part XIII)	2d		
e	Add lines 2a through 2d		2e	
3	Subtract line 2e from line 1		3	
4	Amounts included on Form 990, Part IX, line 25, but not on line 1:			
a	Investment expenses not included on Form 990, Part VIII, line 7b	4a		
b	Other (Describe in Part XIII)	4b		
c	Add lines 4a and 4b		4c	
5	Total expenses Add lines 3 and 4c.(This must equal Form 990, Part I, line 18)		5	

Part XIII

Supplemental Information

Provide the descriptions required for Part II, lines 3, 5, and 9, Part III, lines 1a and 4, Part IV, lines 1b and 2b, Part V, line 4, Part X, line 2, Part XI, lines 2d and 4b, and Part XII, lines 2d and 4b. Also complete this part to provide any additional information.

Return Reference	Explanation
INTENDED USE OF ENDOWMENT FUNDS	SCHEDULE D, PART V, LINE 4 THE PERMANENTLY RESTRICTED ENDOWMENT BALANCE INCLUDES \$36,985,057 OF EGLESTON'S BENEFICIAL INTEREST IN TRUSTS AND \$98,251,756 OF SCOTTISH RITE'S BENEFICIAL INTEREST IN TRUSTS. CHILDREN'S IS THE PRIMARY BENEFICIARY OF THE PROPORTIONAL INCOME FROM CERTAIN PERPETUAL THIRD-PARTY TRUSTS. CHILDREN'S HAS NO ACCESS TO THE CORPUS OF THESE TRUSTS AND HAS LIMITED INPUT, AND ONLY IN SOME CASES, INTO THE INVESTMENT MIX OF THE UNDERLYING FUNDS HELD BY THE TRUSTS. THE ESTIMATED PRESENT VALUE OF FUTURE DISTRIBUTIONS TO BE RECEIVED FROM THESE TRUSTS IS USED FOR VALUATION PURPOSES. ALL ENDOWMENT FUNDS ARE COMPRISED OF PUBLICLY TRADED AND MARKETABLE SECURITIES, WITH THE EXCEPTION OF THE SCOTTISH RITE BENEFICIAL INTEREST IN TRUSTS, WHICH ARE CLASSIFIED AS OTHER SECURITIES. ENDOWMENT FUNDS SCHEDULE D, PART V, LINE 4 ENDOWMENT FUNDS ARE UTILIZED TO PROVIDE FINANCIAL SUPPORT FOR CLINICAL, RESEARCH, TEACHING, AND WELLNESS INITIATIVES AND PROGRAMS, INCLUDING A DESIGNATED PORTION FOR CHARITY CARE SERVICES.

Part XIII **Supplemental Information** *(continued)*

Return Reference	Explanation
FIN 48 (ASC 740) FOOTNOTE	SCHEDULE D, PART X, LINE 2 CHILDREN'S HEALTHCARE OF ATLANTA FOLLOWS THE PROVISIONS OF ASC 740 (FIN 48), WHICH ADDRESSES LIABILITY FOR UNCERTAIN TAX POSITIONS. NO RELATED DISCLOSURES HAVE BEEN NECESSARY IN CHOA'S AUDITED FINANCIAL STATEMENTS FOR FISCAL YEARS 2015 AND 2014.

SCHEDULE G
(Form 990 or 990-EZ)

Department of the Treasury
Internal Revenue Service

Supplemental Information Regarding
Fundraising or Gaming Activities

Complete if the organization answered "Yes" on Form 990, Part IV, lines 17, 18, or 19, or if the organization entered more than \$15,000 on Form 990-EZ, line 6a

Attach to Form 990 or Form 990-EZ

Information about Schedule G (Form 990 or 990-EZ) and its instructions is at www.irs.gov/form990

OMB No 1545-0047

2015

Open to Public Inspection

Name of the organization
CHILDREN'S HEALTHCARE OF ATLANTA GROUP RETURN

Employer identification number
90-0779996

Part I Fundraising Activities

Complete if the organization answered "Yes" on Form 990, Part IV, line 17.
Form 990-EZ filers are not required to complete this part.

- 1 Indicate whether the organization raised funds through any of the following activities. Check all that apply.
- a ☐ Mail solicitations

e ☐ Solicitation of non-government grants

b ☐ Internet and email solicitations

f ☐ Solicitation of government grants

c ☐ Phone solicitations

g ☐ Special fundraising events

d ☐ In-person solicitations
- 2a Did the organization have a written or oral agreement with any individual (including officers, directors, trustees or key employees listed in Form 990, Part VII) or entity in connection with professional fundraising services? ☐ Yes ☐ No
- b If "Yes," list the ten highest paid individuals or entities (fundraisers) pursuant to agreements under which the fundraiser is to be compensated at least \$5,000 by the organization.

(i) Name and address of individual or entity (fundraiser)	(ii) Activity	(iii) Did fundraiser have custody or control of contributions?		(iv) Gross receipts from activity	(v) Amount paid to (or retained by) fundraiser listed in col (i)	(vi) Amount paid to (or retained by) organization
		Yes	No			
1						
2						
3						
4						
5						
6						
7						
8						
9						
10						
Total						

- 3 List all states in which the organization is registered or licensed to solicit contributions or has been notified it is exempt from registration or licensing.
-
-
-

Part II Fundraising Events.

Complete if the organization answered "Yes" on Form 990, Part IV, line 18, or reported more than \$15,000 of fundraising event contributions and gross income on Form 990-EZ, lines 1 and 6b. List events with gross receipts greater than \$5,000.

Revenue		(a)Event #1	(b)Event #2	(c)Other events	(d)	
		<u>GALA</u>	<u>SPRING CLASSIC</u>	<u>100</u>	Total events	
		(event type)	(event type)	(total number)	(add col (a) through	
					col (c))	
	1 Gross receipts	1,168,677	315,240	11,294,912	12,778,829	
	2 Less Contributions	152,800	188,631	2,729,350	3,070,781	
	3 Gross income (line 1 minus line 2)	1,015,877	126,609	8,565,562	9,708,048	
Direct Expenses	4 Cash prizes			20,000	20,000	
	5 Noncash prizes			119,856	119,856	
	6 Rent/facility costs	129,380	31,384	142,266	303,030	
	7 Food and beverages	23,519		119,869	143,388	
	8 Entertainment	4,415	2,855	22,538	29,808	
	9 Other direct expenses	57,388	78,070	1,117,048	1,252,506	
	10 Direct expense summary Add lines 4 through 9 in column (d) ►					1,868,588
	11 Net income summary Subtract line 10 from line 3, column (d) ►					7,839,460

Part III Gaming.

Complete if the organization answered "Yes" on Form 990, Part IV, line 19, or reported more than \$15,000 on Form 990-EZ, line 6a.

		(a)Bingo	(b)Pull tabs/Instant bingo/progressive bingo	(c)Other gaming	(d)
					Total gaming (add col (a) through col (c))
Revenue	1	Gross revenue		40,212	40,212
	2	Cash prizes			
Direct Expenses	3	Noncash prizes		49,998	49,998
	4	Rent/facility costs			
	5	Other direct expenses		2,675	2,675
	6	Volunteer labor	<input type="checkbox"/> Yes _____ % <input type="checkbox"/> No	<input type="checkbox"/> Yes _____ % <input checked="" type="checkbox"/> No	<input type="checkbox"/> Yes _____ % <input checked="" type="checkbox"/> No
	7	Direct expense summary Add lines 2 through 5 in column (d) ▶			52,673
	8	Net gaming income summary Subtract line 7 from line 1, column (d). ▶			-12,461

9 Enter the state(s) in which the organization conducts gaming activities _____

a Is the organization licensed to conduct gaming activities in each of these states? ☒ Yes ☐ No

b If "No," explain _____

10a Were any of the organization's gaming licenses revoked, suspended or terminated during the tax year? ☐ Yes ☒ No

b If "Yes," explain _____

11

Does the organization conduct gaming activities with nonmembers?

☒ Yes ☐ No

12

Is the organization a grantor, beneficiary or trustee of a trust or a member of a partnership or other entity formed to administer charitable gaming?

☐ Yes ☒ No

13

Indicate the percentage of gaming activity conducted in

a

The organization's facility

b

An outside facility

13a

%

13b

%

14

Enter the name and address of the person who prepares the organization's gaming/special events books and records

Name ▶

Gerald Pendrey

Address ▶

1687 Tullie Circle
Atlanta, GA 30329

15a

Does the organization have a contract with a third party from whom the organization receives gaming revenue?

☐ Yes ☒ No

b

If "Yes," enter the amount of gaming revenue received by the organization ▶ \$ _____ and the amount of gaming revenue retained by the third party ▶ \$ _____

c

If "Yes," enter name and address of the third party

Name ▶

Address ▶

16

Gaming manager information

Name ▶

Denise Barnes

Gaming manager compensation ▶ \$

0

Description of services provided ▶

Employee/Independent

☐ Director/officer

☐ Employee

☐ Independent contractor

17

Mandatory distributions

a

Is the organization required under state law to make charitable distributions from the gaming proceeds to retain the state gaming license?

☐ Yes ☒ No

b

Enter the amount of distributions required under state law distributed to other exempt organizations or spent in the organization's own exempt activities during the tax year ▶ \$ _____

Part IV

Supplemental Information. Provide the explanations required by Part I, line 2b, columns (iii) and (v); and Part III, lines 9, 9b, 10b, 15b, 15c, 16, and 17b, as applicable. Also complete this part to provide any additional information (see instructions).

Return Reference	Explanation
------------------	-------------

SCHEDULE H
(Form 990)

Department of the
Treasury
Internal Revenue
Service

Hospitals

▶ Complete if the organization answered "Yes" on Form 990, Part IV, question 20.
▶ Attach to Form 990.

▶ Information about Schedule H (Form 990) and its instructions is at www.irs.gov/form990.

OMB No 1545-0047

2015

Open to Public Inspection

Name of the organization CHILDREN'S HEALTHCARE OF ATLANTA GROUP RETURN	Employer identification number 90-0779996
---	--

Part I Financial Assistance and Certain Other Community Benefits at Cost

		Yes	No	
1a	Did the organization have a financial assistance policy during the tax year? If "No," skip to question 6a	1a	Yes	
b	If "Yes," was it a written policy?	1b	Yes	
2	If the organization had multiple hospital facilities, indicate which of the following best describes application of the financial assistance policy to its various hospital facilities during the tax year <input type="checkbox"/> Applied uniformly to all hospital facilities <input type="checkbox"/> Applied uniformly to most hospital facilities <input type="checkbox"/> Generally tailored to individual hospital facilities			
3	Answer the following based on the financial assistance eligibility criteria that applied to the largest number of the organization's patients during the tax year			
a	Did the organization use Federal Poverty Guidelines (FPG) as a factor in determining eligibility for providing <i>free</i> care? If "Yes," indicate which of the following was the FPG family income limit for eligibility for <i>free</i> care <input type="checkbox"/> 100% <input type="checkbox"/> 150% <input type="checkbox"/> 200% <input type="checkbox"/> Other 235 %	3a	Yes	
b	Did the organization use FPG as a factor in determining eligibility for providing <i>discounted</i> care? If "Yes," indicate which of the following was the family income limit for eligibility for discounted care <input type="checkbox"/> 200% <input type="checkbox"/> 250% <input type="checkbox"/> 300% <input type="checkbox"/> 350% <input type="checkbox"/> 400% <input type="checkbox"/> Other 340 %	3b	Yes	
c	If the organization used factors other than FPG in determining eligibility, describe in Part VI the criteria used for determining eligibility for free or discounted care. Include in the description whether the organization used an asset test or other threshold, regardless of income, as a factor in determining eligibility for free or discounted care			
4	Did the organization's financial assistance policy that applied to the largest number of its patients during the tax year provide for free or discounted care to the "medically indigent"?	4	Yes	
5a	Did the organization budget amounts for free or discounted care provided under its financial assistance policy during the tax year?	5a	Yes	
b	If "Yes," did the organization's financial assistance expenses exceed the budgeted amount?	5b		No
c	If "Yes" to line 5b, as a result of budget considerations, was the organization unable to provide free or discounted care to a patient who was eligible for free or discounted care?	5c		
6a	Did the organization prepare a community benefit report during the tax year?	6a	Yes	
b	If "Yes," did the organization make it available to the public?	6b	Yes	
Complete the following table using the worksheets provided in the Schedule H instructions. Do not submit these worksheets with the Schedule H.				

7 Financial Assistance and Certain Other Community Benefits at Cost						
Financial Assistance and Means-Tested Government Programs	(a) Number of activities or programs (optional)	(b) Persons served (optional)	(c) Total community benefit expense	(d) Direct offsetting revenue	(e) Net community benefit expense	(f) Percent of total expense
a Financial Assistance at cost (from Worksheet 1)			26,746,601	981,000	25,765,601	2 120 %
b Medicaid (from Worksheet 3, column a)			589,944,205	532,144,000	57,800,205	4 750 %
c Costs of other means-tested government programs (from Worksheet 3, column b)						
d Total Financial Assistance and Means-Tested Government Programs			616,690,806	533,125,000	83,565,806	6 870 %
Other Benefits						
e Community health improvement services and community benefit operations (from Worksheet 4)			26,341,562	4,321,258	22,020,304	1 810 %
f Health professions education (from Worksheet 5)			19,212,947	9,417,145	9,795,802	0 810 %
g Subsidized health services (from Worksheet 6)			34,517,049	19,071,479	15,445,570	1 270 %
h Research (from Worksheet 7)			45,102,120	13,487,305	31,614,815	2 600 %
i Cash and in-kind contributions for community benefit (from Worksheet 8)			2,198,879	0	2,198,879	0 180 %
j Total. Other Benefits			127,372,557	46,297,187	81,075,370	6 670 %
k Total. Add lines 7d and 7j			744,063,363	579,422,187	164,641,176	13 540 %

Part IICommunity Building Activities

Complete this table if the organization conducted any community building activities during the tax year, and describe in Part VI how its community building activities promoted the health of the communities it serves.

	(a) Number of activities or programs (optional)	(b) Persons served (optional)	(c) Total community building expense	(d) Direct offsetting revenue	(e) Net community building expense	(f) Percent of total expense
1	Physical improvements and housing					
2	Economic development					
3	Community support					
4	Environmental improvements					
5	Leadership development and training for community members					
6	Coalition building					
7	Community health improvement advocacy		27,000		0	
8	Workforce development					
9	Other					
10	Total		27,000		0	0 %

Part IIIBad Debt, Medicare, & Collection Practices

Section A. Bad Debt Expense

1

Did the organization report bad debt expense in accordance with Healthcare Financial Management Association Statement No. 15?

1

Yes

No

2

Enter the amount of the organization's bad debt expense. Explain in Part VI the methodology used by the organization to estimate this amount.

2

17,885,308

3

Enter the estimated amount of the organization's bad debt expense attributable to patients eligible under the organization's financial assistance policy. Explain in Part VI the methodology used by the organization to estimate this amount and the rationale, if any, for including this portion of bad debt as community benefit.

3

4

Provide in Part VI the text of the footnote to the organization's financial statements that describes bad debt expense or the page number on which this footnote is contained in the attached financial statements.

Section B. Medicare

5

Enter total revenue received from Medicare (including DSH and IME).

5

6,262,000

6

Enter Medicare allowable costs of care relating to payments on line 5.

6

5,235,000

7

Subtract line 6 from line 5. This is the surplus (or shortfall).

7

1,027,000

8

Describe in Part VI the extent to which any shortfall reported in line 7 should be treated as community benefit. Also describe in Part VI the costing methodology or source used to determine the amount reported on line 6. Check the box that describes the method used.
☐ Cost accounting system ☐ Cost to charge ratio ☐ Other

Section C. Collection Practices

9a

Did the organization have a written debt collection policy during the tax year?

9a

Yes

No

b

If "Yes," did the organization's collection policy that applied to the largest number of its patients during the tax year contain provisions on the collection practices to be followed for patients who are known to qualify for financial assistance? Describe in Part VI.

9b

Yes

No

Part IVManagement Companies and Joint Ventures

(owned 10% or more by officers, directors, trustees, key employees, and physicians—see instructions)

(a) Name of entity	(b) Description of primary activity of entity	(c) Organization's profit % or stock ownership %	(d) Officers, directors, trustees, or key employees' profit % or stock ownership %	(e) Physicians' profit % or stock ownership %
1 SEE PART VI	OUTPATIENT SURGERY CENTER	51 %		49 %
2				
3				
4				
5				
6				
7				
8				
9				
10				
11				
12				
13				

Schedule H (Form 990) 2015

Part V Facility Information

Section A. Hospital Facilities

(list in order of size from largest to smallest—see instructions)

How many hospital facilities did the organization operate during the tax year?

2

Name, address, primary website address, and state license number (and if a group return, the name and EIN of the subordinate hospital organization that operates the hospital facility)

[illegible]

Part V Facility Information (continued)

Section B. Facility Policies and Practices

(Complete a separate Section B for each of the hospital facilities or facility reporting groups listed in Part V, Section A)

GROUP A

Name of hospital facility or letter of facility reporting group

Line number of hospital facility, or line numbers of hospital facilities in a facility reporting group (from Part V, Section A): 12

	Yes	No
Community Health Needs Assessment		
1 Was the hospital facility first licensed, registered, or similarly recognized by a state as a hospital facility in the current tax year or the immediately preceding tax year?	1	No
2 Was the hospital facility acquired or placed into service as a tax-exempt hospital in the current tax year or the immediately preceding tax year? If "Yes," provide details of the acquisition in Section C	2	No
3 During the tax year or either of the two immediately preceding tax years, did the hospital facility conduct a community health needs assessment (CHNA)? If "No," skip to line 12 If "Yes," indicate what the CHNA report describes (check all that apply) a <input type="checkbox"/> A definition of the community served by the hospital facility b <input type="checkbox"/> Demographics of the community c <input type="checkbox"/> Existing health care facilities and resources within the community that are available to respond to the health needs of the community d <input type="checkbox"/> How data was obtained e <input type="checkbox"/> The significant health needs of the community f <input type="checkbox"/> Primary and chronic disease needs and other health issues of uninsured persons, low-income persons, and minority groups g <input type="checkbox"/> The process for identifying and prioritizing community health needs and services to meet the community health needs h <input type="checkbox"/> The process for consulting with persons representing the community's interests i <input type="checkbox"/> Information gaps that limit the hospital facility's ability to assess the community's health needs j <input type="checkbox"/> Other (describe in Section C)	3	Yes
4 Indicate the tax year the hospital facility last conducted a CHNA 20 <u>13</u>		
5 In conducting its most recent CHNA, did the hospital facility take into account input from persons who represent the broad interests of the community served by the hospital facility, including those with special knowledge of or expertise in public health? If "Yes," describe in Section C how the hospital facility took into account input from persons who represent the community, and identify the persons the hospital facility consulted	5	Yes
6a Was the hospital facility's CHNA conducted with one or more other hospital facilities? If "Yes," list the other hospital facilities in Section C	6a	Yes
b Was the hospital facility's CHNA conducted with one or more organizations other than hospital facilities? If "Yes," list the other organizations in Section C	6b	No
7 Did the hospital facility make its CHNA report widely available to the public? If "Yes," indicate how the CHNA report was made widely available (check all that apply) a <input type="checkbox"/> Hospital facility's website (list url) <u>SEE PART V, SECTION C</u> b <input type="checkbox"/> Other website (list url) _____ c <input type="checkbox"/> Made a paper copy available for public inspection without charge at the hospital facility d <input type="checkbox"/> Other (describe in Section C)	7	Yes
8 Did the hospital facility adopt an implementation strategy to meet the significant community health needs identified through its most recently conducted CHNA? If "No," skip to line 11	8	Yes
9 Indicate the tax year the hospital facility last adopted an implementation strategy 20 <u>13</u>		
10 Is the hospital facility's most recently adopted implementation strategy posted on a website? a If "Yes" (list url) <u>http://childrensatl.uberflip.com/i/227994-com</u> b If "No," is the hospital facility's most recently adopted implementation strategy attached to this return?	10	Yes
11 Describe in Section C how the hospital facility is addressing the significant needs identified in its most recently conducted CHNA and any such needs that are not being addressed together with the reasons why such needs are not being addressed		
12a Did the organization incur an excise tax under section 4959 for the hospital facility's failure to conduct a CHNA as required by section 501(r)(3)?	12a	No
b If "Yes" on line 12a, did the organization file Form 4720 to report the section 4959 excise tax?	12b	
c If "Yes" on line 12b, what is the total amount of section 4959 excise tax the organization reported on Form 4720 for all of its hospital facilities? \$ _____		

Part V

Facility Information (continued)

Financial Assistance Policy (FAP)

		GROUP A	
Name of hospital facility or letter of facility reporting group			
		Yes	No
13	Did the hospital facility have in place during the tax year a written financial assistance policy that explained eligibility criteria for financial assistance, and whether such assistance included free or discounted care? If "Yes," indicate the eligibility criteria explained in the FAP	13	Yes
a	<input type="checkbox"/> Federal poverty guidelines (FPG), with FPG family income limit for eligibility for free care of 235 % and FPG family income limit for eligibility for discounted care of 340 %		
b	<input type="checkbox"/> Income level other than FPG (describe in Section C)		
c	<input type="checkbox"/> Asset level		
d	<input type="checkbox"/> Medical indigency		
e	<input type="checkbox"/> Insurance status		
f	<input type="checkbox"/> Underinsurance discount		
g	<input type="checkbox"/> Residency		
h	<input type="checkbox"/> Other (describe in Section C)		
14	Explained the basis for calculating amounts charged to patients?	14	Yes
15	Explained the method for applying for financial assistance? If "Yes," indicate how the hospital facility's FAP or FAP application form (including accompanying instructions) explained the method for applying for financial assistance (check all that apply)	15	Yes
a	<input type="checkbox"/> Described the information the hospital facility may require an individual to provide as part of his or her application		
b	<input type="checkbox"/> Described the supporting documentation the hospital facility may require an individual to submit as part of his or her application		
c	<input type="checkbox"/> Provided the contact information of hospital facility staff who can provide an individual with information about the FAP and FAP application process		
d	<input type="checkbox"/> Provided the contact information of nonprofit organizations or government agencies that may be sources of assistance with FAP applications		
e	<input type="checkbox"/> Other (describe in Section C)		
16	Included measures to publicize the policy within the community served by the hospital facility? If "Yes," indicate how the hospital facility publicized the policy (check all that apply)	16	Yes
a	<input type="checkbox"/> The FAP was widely available on a website (list url) www.choa.org		
b	<input type="checkbox"/> The FAP application form was widely available on a website (list url) www.choa.org		
c	<input type="checkbox"/> A plain language summary of the FAP was widely available on a website (list url) www.choa.org		
d	<input type="checkbox"/> The FAP was available upon request and without charge (in public locations in the hospital facility and by mail)		
e	<input type="checkbox"/> The FAP application form was available upon request and without charge (in public locations in the hospital facility and by mail)		
f	<input type="checkbox"/> A plain language summary of the FAP was available upon request and without charge (in public locations in the hospital facility and by mail)		
g	<input type="checkbox"/> Notice of availability of the FAP was conspicuously displayed throughout the hospital facility		
h	<input type="checkbox"/> Notified members of the community who are most likely to require financial assistance about availability of the FAP		
i	<input type="checkbox"/> Other (describe in Section C)		
Billing and Collections			
17	Did the hospital facility have in place during the tax year a separate billing and collections policy, or a written financial assistance policy (FAP) that explained all of the actions the hospital facility or other authorized party may take upon non-payment?	17	Yes
18	Check all of the following actions against an individual that were permitted under the hospital facility's policies during the tax year before making reasonable efforts to determine the individual's eligibility under the facility's FAP		
a	<input type="checkbox"/> Reporting to credit agency(ies)		
b	<input type="checkbox"/> Selling an individual's debt to another party		
c	<input type="checkbox"/> Actions that require a legal or judicial process		
d	<input type="checkbox"/> Other similar actions (describe in Section C)		
e	<input type="checkbox"/> None of these actions or other similar actions were permitted		

Part V

Facility Information (continued)

GROUP A

Name of hospital facility or letter of facility reporting group			Yes	No
19	Did the hospital facility or other authorized party perform any of the following actions during the tax year before making reasonable efforts to determine the individual's eligibility under the facility's FAP? If "Yes," check all actions in which the hospital facility or a third party engaged	19		No
a	<input type="checkbox"/> Reporting to credit agency(ies)			
b	<input type="checkbox"/> Selling an individual's debt to another party			
c	<input type="checkbox"/> Actions that require a legal or judicial process			
d	<input type="checkbox"/> Other similar actions (describe in Section C)			
20	Indicate which efforts the hospital facility or other authorized party made before initiating any of the actions listed (whether or not checked) in line 19 (check all that apply)			
a	<input type="checkbox"/> Notified individuals of the financial assistance policy on admission			
b	<input type="checkbox"/> Notified individuals of the financial assistance policy prior to discharge			
c	<input type="checkbox"/> Notified individuals of the financial assistance policy in communications with the individuals regarding the individuals' bills			
d	<input type="checkbox"/> Documented its determination of whether individuals were eligible for financial assistance under the hospital facility's financial assistance policy			
e	<input type="checkbox"/> Other (describe in Section C)			
f	<input type="checkbox"/> None of these efforts were made			
Policy Relating to Emergency Medical Care				
21	Did the hospital facility have in place during the tax year a written policy relating to emergency medical care that required the hospital facility to provide, without discrimination, care for emergency medical conditions to individuals regardless of their eligibility under the hospital facility's financial assistance policy? If "No," indicate why	21	Yes	
a	<input type="checkbox"/> The hospital facility did not provide care for any emergency medical conditions			
b	<input type="checkbox"/> The hospital facility's policy was not in writing			
c	<input type="checkbox"/> The hospital facility limited who was eligible to receive care for emergency medical conditions (describe in Section C)			
d	<input type="checkbox"/> Other (describe in Section C)			
Charges to Individuals Eligible for Assistance Under the FAP (FAP-Eligible Individuals)				
22	Indicate how the hospital facility determined, during the tax year, the maximum amounts that can be charged to FAP-eligible individuals for emergency or other medically necessary care			
a	<input type="checkbox"/> The hospital facility used its lowest negotiated commercial insurance rate when calculating the maximum amounts that can be charged			
b	<input type="checkbox"/> The hospital facility used the average of its three lowest negotiated commercial insurance rates when calculating the maximum amounts that can be charged			
c	<input type="checkbox"/> The hospital facility used the Medicare rates when calculating the maximum amounts that can be charged			
d	<input type="checkbox"/> Other (describe in Section C)			
23	During the tax year, did the hospital facility charge any FAP-eligible individual to whom the hospital facility provided emergency or other medically necessary services more than the amounts generally billed to individuals who had insurance covering such care? If "Yes," explain in Section C	23		No
24	During the tax year, did the hospital facility charge any FAP-eligible individual an amount equal to the gross charge for any service provided to that individual? If "Yes," explain in Section C	24		No

Part V **Facility Information** *(continued)*

Section C. Supplemental Information for Part V, Section B.

Provide descriptions required for Part V, Section B, lines 2, 3j, 5, 6a, 6b, 7d, 11, 13b, 13h, 15e, 16i, 18d, 19d, 20e, 21c, 21d, 22d, 23, and 24. If applicable, provide separate descriptions for each hospital facility in a facility reporting group, designated by facility reporting group letter and hospital facility line number from Part V, Section A ("A, 1," "A, 4," "B, 2," "B, 3," etc.) and name of hospital facility.

Form and Line Reference	Explanation

Part V **Facility Information** *(continued)*

Section D. Other Health Care Facilities That Are Not Licensed, Registered, or Similarly Recognized as a Hospital Facility

(list in order of size, from largest to smallest)

How many non-hospital health care facilities did the organization operate during the tax year? 31

Name and address	Type of Facility (describe)
1 See Additional Data Table	
2	
3	
4	
5	
6	
7	
8	
9	
10	

Part VI Supplemental Information

Provide the following information

- 1 Required descriptions.** Provide the descriptions required for Part I, lines 3c, 6a, and 7, Part II and Part III, lines 2, 3, 4, 8 and 9b
- 2 Needs assessment.** Describe how the organization assesses the health care needs of the communities it serves, in addition to any CHNAs reported in Part V, Section B
- 3 Patient education of eligibility for assistance.** Describe how the organization informs and educates patients and persons who may be billed for patient care about their eligibility for assistance under federal, state, or local government programs or under the organization’s financial assistance policy
- 4 Community information.** Describe the community the organization serves, taking into account the geographic area and demographic constituents it serves
- 5 Promotion of community health.** Provide any other information important to describing how the organization’s hospital facilities or other health care facilities further its exempt purpose by promoting the health of the community (e g , open medical staff, community board, use of surplus funds, etc)
- 6 Affiliated health care system.** If the organization is part of an affiliated health care system, describe the respective roles of the organization and its affiliates in promoting the health of the communities served
- 7 State filing of community benefit report.** If applicable, identify all states with which the organization, or a related organization, files a community benefit report

Form and Line Reference	Explanation
COMMUNITY BENEFIT REPORTING	<p>Part I, Line 6A CHILDREN'S HEALTHCARE OF ATLANTA, INC , A RELATED ORGANIZATION, PREPARES A ND MAKES AVAILABLE TO THE PUBLIC AN ANNUAL COMMUNITY BENEFIT REPORT THAT INCLUDES EGLESTON AND SCOTTISH RITE'S COMMUNITY BENEFITS Costing Methodology Part I, Line 7 The costing me thodology utilized was derived per IRS Schedule, Worksheet 2, which calculates ratio of pa tient care cost to charges Subsidized Health Services Part I, Line 7G The subsidized heal th services reported are for hospital based physician clinics, including dental, orthodont ic, multi-specialty, etc Bad Debt Expense Part I, Line 7 column (F) Bad debt expense in t he amount of \$17,885,308 has been removed from total expense Community Building Activitie s Part II Children's Healthcare Building activities include Action for Healthy Kids Chil drens is part of the AFHK State Team, an affiliate under the AFHK organization Together t he team identifies opportunities for collaboration to promote nutrition and physical activ ity as well as workshops to help schools with wellness policy needs and provide update son resources available to schools across Georgia Aetna Health Career Academy Childrens par tnered with the Aetna Foundation, Morehouse School of Medicine and Emory School of Medicin e to deliver education and career coaching to high school sophomores considering a career in health Childrens Strong4Life dietitians and exercise physiologists coached students fr om four underserved Atlanta high schools throughout 2015 Atlanta Falcons Youth Foundation Childrens attends and frequently presents at monthly meetings with other grantee organiz ations to discuss project details related to program development and implementation The p rimary purpose of this meeting is to support collaborative relationships between grantee o rganizations and to sustain partnerships Atlanta Public Schools Wellness Committee Child rens participates in the Atlanta Public Schools District Wellness Council meetings, in whi ch organizations come together to highlight current APS work and discuss new ways to partn er to better student health and wellness at APS This also provides an opportunity to prov ide guidance on the districts school wellness policy Cobb 2020 The Cobb2020 Partnership is a partnership of community organizations and individuals dedicated to promoting healthy lifestyles and the delivery of essential health services in Cobb County The partnership completed a community health assessment, and developed a Health Improvement Plan, targetin g the reduction and prevention of chronic diseases such as diabetes, stroke, heart disease and cancer Farm to Preschool Farm to Preschool is a coalition of organizations committe d to promoting nutrition education, local foods, and gardening in early care and education programs throughout Georgia Strategy meetings were held in 2015 to lay the groundwork fo r the statewide coalition to begin meeting officially in 2016 Fulton County Board of Heal th Diabetes Design Team Childrens served as a founding member of the Diabetes Design Team , a coalition of public health experts and community members working together to provide d iabetes education to elementary and middle school students in Fulton County, Georgia Geor gia Association for Health Literacy Childrens is an active member of the Georgia Associati on for Health Literacy, a coalition dedicated to improving health literacy and access to healthcare for all Georgians Partner organizations include the Georgia Hospital Associati on, Emory School of Nursing, Emory School of Medicine, Merck Pharmaceuticals, the Universi ty of Georgia, Georgia Watch, Georgia State University, the Georgia Dental Association and others Georgia Campaign for Adolescent Power and Potential Childrens participates in GC APPs Adolescent Services Network workgroup, providing education and resources regarding ad olescent health and wellness Georgia Farm to School Alliance Childrens is a member in th is network that joins statewide agencies working in food, farming and nutrition to collabo rate and provides updates on resources and support for Farm to School, and creates a dialo gue for building statewide programming Georgia SHAPE Childrens participates on the SHAPE advisory board and several workgroups This statewide Governor-led initiative brings toge ther governmental, philanthropic, academic and business communities to address childhood o besity in Georgia Georgia SHAPE works to reach disparate populations, increase the aerobic capacity measure of Georgias youth, increase the breastfeeding rate across Georgia, and increase the number of early care centers that excel in nutrition and physical activity m easures Gwinnett Coalition for Health and Human Services Childrens participates in the G winnett Coalition for Health and Human Services Health and Wellness Committee The county- wide initiative brings several partners together to promote initiatives that educate and i ncrease awareness related to obesity, healthy life</p>

Form and Line Reference	Explanation
COMMUNITY BENEFIT REPORTING	<p>styles and substance abuse prevention Target populations include youth, seniors, and low-income communities Live Healthy Gwinnett Childrens collaborated closely with Gwinnett Co unty Parks and Recreation in their health and wellness efforts that laid the foundation for Live Healthy Gwinnett Live Healthy Gwinnett promotes positive change in the Gwinnett co mmunity and encourages people to be active, eat healthy, get checked, and be positive The initiative brings several local partners to the table to plan events, develop partnership s, and seek grant opportunities Bad Debt Expense Part III, Line 2 and 3 THE COSTING METHODOLOGY USED IN DETERMINING AMOUNTS REPORTED ON LINES 2 AND 3 WAS 100% OF ACCOUNTS WRITTEN OFF TO BAD DEBT AS REPORTED ON AUDITED FINANCIAL STATEMENTS CHILDREN'S CHARITY RECOGNITION PROCESSES ARE BELIEVED TO RESULT IN APPROPRIATE DIFFERENTIATION BETWEEN CHARITY AND BAD DEBT AS SUCH, CHILDREN'S REFLECTS 0 (ZERO) ON PART III, SECTION A, LINE 3 Part III, Line 4 The provision for bad debts relating to patient service revenue is based on an evaluation of potentially uncollectible portions of accounts receivable The provision considered necessary for such debts is based on an analysis of current and past due accounts, collection experience in relation to amounts billed and other relevant information Provisions on Collection Practices for Qualified Patients Part III, Line 9b Initial screenings of all inpatient, emergency, and surgery encounters as well as most outpatient visits are conducted by financial counselors to identify potential insurance or other coverage for each patient Counselors make contact with the families, either in person or letter, to assist the family in identifying any programs for which the patient/service may qualify (including Medicaid, State Children's Health Insurance Program (SCHIP), insurance coverage, and charity assistance) If the family cannot be located or is uncooperative after a period of time, these accounts are transferred to an internal collection area for further attempts to obtain payment or, if the patient may qualify for assistance, to secure a financial assistance application Management Companies and Joint Ventures Part IV, Line 1 Column A, Name of Entity Children's Healthcare of Atlanta Surgery Center at Meridian Mark Plaza, LLC Column B, Description of Primary Activity Outpatient Surgery Center Column C, Organization's profit or ownership % 51% Column D, Officers, Directors, Trustees or Key Employees % 0% Column E, Physicians Profit or Ownership % 49% Non-Hospital Health Care Facilities Part V, Section C The non-hospital health care facilities listed provide services to patients on an outpatient basis These services vary by location and facility and may include but are not limited to the following urgent care services, rehabilitation, diagnostic and treatment services, surgical services, sports medicine and orthotics and prosthetics services Needs Assessment Part VI, Line 2 THE MISSION OF CHILDREN'S HEALTHCARE OF ATLANTA (EGLESTON CHILDREN'S HOSPITAL AT EMORY UNIVERSITY, INC (EGLESTON) AND SCOTTISH RITE CHILDREN'S MEDICAL CENTER (SCOTTISH RITE)) IS "TO MAKE KIDS BETTER TODAY AND HEALTHIER TOMORROW" WE ACHIEVE THIS MISSION THROUGH OUR BEST CARE HEALTHIER KIDS VISION THAT FOCUSES ON DELIVERING THE BEST CARE, INSPIRING THE BEST IN PEOPLE, TRANSFORMING PEDIATRICS AND ENGAGING AND SERVING OUR COMMUNITIES AS WE WORKED WITH OUR BOARD, PHYSICIANS AND LEADERSHIP TO DEVELOP THIS VISION, WE ASKED BOTH HOW WE WILL MEET THE NEEDS OF GEORGIA'S KIDS AND HOW WE WILL PREPARE FOR DELIVERY SYSTEM AND PAYMENT REFORM TO MEET THE NEEDS OF GEORGIA'S KIDS WE PRIORITIZED STRATEGIES THAT INCLUDE CONTINUING TO IMPROVE OUR QUALITY OF CARE, PATIENT SATISFACTION, ACCESS, CARE INTEGRATION AND A FOCUSED EFFORT TO REDUCE OBESITY TO PREPARE FOR DELIVERY SYSTEM REFORM WE PRIORITIZED DEMONSTRATING AND IMPROVING OUR VALUE, FOCUSING OUR RESEARCH AND TEACHING MISSIONS AND ALIGNING WITH O</p>

Form and Line Reference	Explanation
DELIVER THE BEST CARE	<p>CHILDREN'S IS THE LARGEST PEDIATRIC PROVIDER IN GEORGIA, SERVING ALMOST 9 OUT OF 10 PEDIATRIC INPATIENT CASES IN THE ATLANTA MSA AND CLOSE TO 6 OUT OF 10 STATEWIDE. IN 2015, CHILDREN'S SAW MORE THAN 368,000 UNIQUE PATIENTS ORIGINATING FROM ALL 159 GEORGIA COUNTIES. CHILDREN'S HAS AMONG THE HIGHEST VOLUMES OF ALL THE TOP PEDIATRIC HOSPITALS IN THE NATION. INSPIRE THE BEST IN PEOPLE INSPIRING THE BEST IN PEOPLE REQUIRES US TO RECRUIT, RETAIN AND DEVELOP EXCEPTIONAL TALENT, CREATE AN ENVIRONMENT THAT ATTRACTS THE BEST PHYSICIANS, AND TO SUPPORT THE TRAINING OF GEORGIA'S PEDIATRIC PHYSICIAN WORKFORCE. IN 2015, 50 PERCENT OF OUR PEDIATRIC RESIDENTS STAYED IN GEORGIA. CHILDREN'S IS THE PEDIATRIC PHYSICIAN TRAINING SITE FOR THE EMORY UNIVERSITY SCHOOL OF MEDICINE, MOREHOUSE SCHOOL OF MEDICINE, MEDICAL COLLEGE OF GEORGIA, ATLANTA MEDICAL CENTER, AND DUKE UNIVERSITY MEDICAL CENTER (ORTHOPAEDICS). CHILDREN'S HAS DEVELOPED A TEACHING PLAN THAT WILL FOCUS OUR TRAINING EFFORTS IN ORDER TO MEET GEORGIA'S PROJECTED PHYSICIAN MANPOWER NEEDS IDENTIFIED IN KEY PEDIATRIC SUBSPECIALTIES. TRANSFORM PEDIATRICS TRANSFORMING PEDIATRICS REQUIRES CHILDREN'S TO DEMONSTRATE THE PEDIATRIC DIFFERENTIAL AND THE DISTINCTIVE VALUE OF OUR CARE, ALIGN PAYMENT WITH CARE DELIVERY AND IMPROVEMENT EFFORTS AND TO CONDUCT RESEARCH IN TARGETED AREAS TO TRANSFORM PEDIATRIC CARE. THE EMORY-CHILDREN'S PEDIATRIC RESEARCH CENTER IS A PARTNERSHIP BETWEEN EMORY AND CHILDREN'S HEALTHCARE OF ATLANTA TO FACILITATE NEW OPPORTUNITIES FOR RESEARCH AND SERVE AS A RESOURCE FOR PHYSICIANS FROM THROUGHOUT CHILDREN'S AND EMORY. THE CENTER IS A CLINICAL INTERACTION RESEARCH SITE OF THE ATLANTA CLINICAL AND TRANSLATIONAL SCIENCE INSTITUTE, A MULTI-INSTITUTIONAL PARTNERSHIP SUPPORTED BY THE NATIONAL INSTITUTES OF HEALTH AND LED BY EMORY UNIVERSITY, ALONG WITH MOREHOUSE SCHOOL OF MEDICINE AND GEORGIA TECH. CHILDREN'S, EMORY AND GEORGIA TECH ARE INVESTING IN PEDIATRIC RESEARCH TOGETHER. OUR RESEARCH CENTERS ARE AFLAC CANCER CENTER AND BLOOD DISORDERS CENTER, HEART RESEARCH AND OUTCOMES CENTER, CENTER FOR CLINICAL AND TRANSLATIONAL RESEARCH, CENTER FOR CYSTIC FIBROSIS AND AIRWAYS DISEASE RESEARCH, CENTER FOR DRUG DISCOVERY, CENTER FOR TRANSPLANTATION AND IMMUNE-MEDIATED DISORDERS, CENTER FOR CHILDHOOD INFECTIONS AND VACCINES, CENTER FOR NEUROSCIENCES RESEARCH, CLINICAL OUTCOMES RESEARCH AND PUBLIC HEALTH, AND MARCUS AUTISM CENTER. CHILDREN'S IS AFFILIATED WITH EMORY'S DEPARTMENT OF PEDIATRICS, ONE OF THE FASTEST GROWING RECIPIENTS OF NIH FUNDING IN THE COUNTRY. IN 2015, IT WAS RANKED NO. 6 IN NIH FUNDING. THE STRATEGIC VISION BEHIND RESEARCH IS IMPORTANT TO THE COMMUNITY BECAUSE, IN ORDER TO BE A WORLD-CLASS PEDIATRIC INSTITUTION AND IMPROVE THE HEALTH STATUS OF CHILDREN, CHILDREN'S DETERMINED THEY MUST DEVELOP A ROBUST RESEARCH PROGRAM FOCUSED ON ACQUIRING NEW KNOWLEDGE AND EXPERTISE. STRIDES IN RESEARCH CAN HAVE FAR-REACHING IMPLICATIONS FOR PATIENTS AT CHILDREN'S AND BEYOND BY HELPING IN THE DEVELOPMENT OF STANDARDS. ENGAGE AND SERVE OUR COMMUNITIES ENGAGING AND SERVING OUR COMMUNITIES MEANS THAT CHILDREN'S WILL ADVOCATE FOR CHILDREN'S HEALTH AND BE THE TRUSTED SOURCE OF PEDIATRIC HEALTHCARE INFORMATION, LEAD EFFORTS TO REDUCE GEORGIA'S CHILDHOOD OBESITY EPIDEMIC AND INCREASE COMMUNITY AWARENESS, ENGAGEMENT AND SUPPORT OF CHILDREN'S. CHILDREN'S RECOGNIZES A SIGNIFICANT OPPORTUNITY FOR THE ORGANIZATION TO PARTNER WITH THE STATE AND OTHER AGENCIES TO IMPROVE THE HEALTH OF CHILDREN IN GEORGIA. IN 2015, CHILDREN'S CONTINUED MAKING STRIDES WITH STRONG4LIFE, A PROGRAM TO LEAD THE FIGHT AGAINST CHILDHOOD OBESITY IN GEORGIA. IN 2015, STRONG4LIFE REACHED AND SERVED MORE THAN 442,000 GEORGIA CHILDREN THROUGH PHYSICIAN, CAMP, SCHOOL AND DAY CARE PROGRAMS. IN ADDITION, CHILDREN'S TRAINED 376 HEALTHCARE PROVIDERS. THE HEALTH4LIFE CLINIC SAW MORE THAN 1,275 PATIENT VISITS, AND CAMP STRONG4LIFE HOSTED 96 CAMPER'S AND FAMILY MEMBERS. CHILDREN'S HAS A STRATEGIC WELLNESS GOAL TO IMPROVE THE WELL-BEING OF CHILDREN IN GEORGIA BY FOCUSING ON HIGH IMPACT WELLNESS INITIATIVES. THE ORGANIZATION IS WORKING TO MAKE A DIFFERENCE BY ENLISTING HELP FROM THE GOVERNMENT, BUSINESS LEADERS, SCHOOL SYSTEMS AND OTHER NON-PROFITS. PATIENT EDUCATION OF ELIGIBILITY FOR ASSISTANCE PART VI, LINE 3 ANNUALLY, A NEWSPAPER NOTICE ADVISES THE COMMUNITY THAT THE ORGANIZATION'S HOSPITALS ARE MEDICAID PROVIDERS PARTICIPATING IN THE STATE'S INDIGENT CARE TRUST FUND, AND THAT FINANCIAL ASSISTANCE FOR MEDICALLY NECESSARY HOSPITAL SERVICES MAY BE AVAILABLE. SIMILARLY, SIGNS AT ALL HOSPITAL REGISTRATION SITES PROVIDE PATIENTS AND FAMILIES WITH SIMILAR NOTICE. IN ADDITION, HOSPITAL FINANCIAL COUNSELORS ACTIVELY ENGAGE FAMILIES TO ASSIST THEM IN SECURING FINANCIAL ASSISTANCE, AND WRITTEN NOTICES ADVISE FAMILIES TO CONTACT CUSTOMER SERVICE WITH ANY ISSUES CONCERNING THEIR BILLS AND POTENTIAL ASSISTANCE. COMMUNITY INFORMATION PART VI, LINE 4. GEOGRAPHIC CHILDREN'S IS THE LARGEST PEDIATRIC PROVIDER IN THE STATE, CARING FOR C</p>

Form and Line Reference	Explanation
DELIVER THE BEST CARE	<p>HILDREN FROM ALL 159 GEORGIA COUNTIES IN 2015 DEMOGRAPHICS OF THE 10 2 MILLION PEOPLE WHO LIVE IN GEORGIA, 2 5 MILLION (25 PERCENT) OF THOSE ARE CHILDREN (DEFINED AS THOSE LESS TH AN 18 YEARS OF AGE) APPROXIMATELY 1 4 MILLION CHILDREN LIVE IN THE ATLANTA MSA, MAKING IT THE SEVENTH LARGEST PEDIATRIC POPULATION AMONG THE TOP 10 LARGEST METRO AREAS IN THE UNIT ED STATES THE LARGEST POPULATION OF CHILDREN IN THE ATLANTA MSA BY AGE COHORT IS CHILDREN AGES TEN TO FOURTEEN YEARS OLD (JUST UNDER 404,000) THE ATLANTA MSA POPULATION IS RACIAL LY DIVERSE 49 0 PERCENT WHITE, 32 2 PERCENT BLACK OR AFRICAN AMERICAN, 11 0 PERCENT HISPA NIC OR LATINO, 5 4 PERCENT ASIAN/PACIFIC ISLANDER, AND 2 4 PERCENT OTHER THE 2015 ESTIMAT ED AVERAGE HOUSEHOLD INCOME FOR RESIDENTS IN THE ATLANTA MSA IS APPROXIMATELY \$56,000 AS C OMPARED TO \$42,000 FOR RESIDENTS IN OTHER GEORGIA COUNTIES</p>

Form and Line Reference	Explanation
PROMOTION OF COMMUNITY HEALTH	<p>PART VI, LINE 5 THE CHILDREN'S HEALTHCARE OF ATLANTA BOARD OF TRUSTEES IS THE GOVERNING BODY OF CHILDREN'S IT IS COMPRISED OF VOLUNTARY COMMUNITY LEADERS WHO SHARE A COMMITMENT TO SERVING THE COMMUNITY BY ENHANCING THE LIVES OF CHILDREN A MAJORITY OF THIS GOVERNING BODY IS COMPRISED OF BOARD MEMBERS WHO RESIDE IN THE ORGANIZATION'S PRIMARY SERVICE AREA THEY ARE NOT EMPLOYEES OR CONTRACTORS OF THE ORGANIZATION, NOR FAMILY MEMBERS THEREOF CHILDREN'S HEALTHCARE OF ATLANTA EXTENDS MEDICAL STAFF PRIVILEGES TO ALL QUALIFIED PHYSICIANS IN THE COMMUNITY FOR SOME OR ALL OF OUR DEPARTMENTS CHILDREN'S PROVIDES ACCESS TO MORE THAN 1,900 PEDIATRIC PHYSICIANS CHILDREN'S IS ALSO THE PEDIATRIC PHYSICIAN TEACHING SITE FOR EMORY UNIVERSITY SCHOOL OF MEDICINE AND MOREHOUSE SCHOOL OF MEDICINE NEW PHYSICIANS ARE ENCOURAGED TO PARTICIPATE IN FELLOWSHIP PROGRAMS, WHICH ARE AVAILABLE IN A VARIETY OF SPECIALTIES CHILDREN'S HEALTHCARE OF ATLANTA APPLIES SURPLUS FUNDS TO IMPROVEMENTS IN PATIENT CARE, MEDICAL EDUCATION AND RESEARCH AFFILIATED HEALTH CARE SYSTEM PART VI, LINE 6 EGLESTON CHILDREN'S HOSPITAL AT EMORY UNIVERSITY, INC (EGLESTON) AND SCOTTISH RITE CHILDREN'S MEDICAL CENTER, INC (SCOTTISH RITE) ARE PART OF AN AFFILIATED HEALTH CARE SYSTEM EGLESTON AND SCOTTISH RITE ARE WHOLLY-OWNED BY CHILDREN'S HEALTHCARE OF ATLANTA, INC (CHILDREN'S) CHILDREN'S CONTROLS, EITHER DIRECTLY OR INDIRECTLY, SEVERAL OTHER ENTITIES WHICH, TOGETHER, MAKE UP THE SYSTEM EGLESTON AND SCOTTISH RITE PLAY A MAJOR ROLE IN PROMOTING THE HEALTH OF THE COMMUNITY THROUGH THE SPECIALTY PEDIATRIC SERVICES OFFERED, INCLUDING ORTHOPEDIC, NEUROSCIENCES, AND CRANIOFACIAL TO NAME A FEW MORE THAN 10,000 EMPLOYEES WORK AT SCOTTISH RITE AND EGLESTON PROVIDING CARE FOR OVER 923,000 PATIENT VISITS THEY MANAGED IN 2015 IN 2015, CHILDREN'S HEALTHCARE OF ATLANTA, INC PROMOTED THE HEALTH OF THE OVERALL COMMUNITY AND PROVIDED 575 LICENSED BEDS AND 368,342 UNIQUE PATIENTS (FROM ALL 159 COUNTIES IN GEORGIA), 26,553 HOSPITAL ADMISSIONS, 151,419 INPATIENT DAYS, 888,722 OUTPATIENT VISITS, 40,252 SURGICAL PROCEDURES, 229,849 EMERGENCY DEPARTMENT VISITS, AND 138,407 URGENT CARE CENTER VISITS IN ADDITION, CHILDREN'S MANAGED 24,243 CALLS FROM PARENTS ACROSS GEORGIA TO THE CHILDREN'S NURSE ADVICE LINE EXAMPLES OF SPECIFIC PROGRAMS OFFERED AT CHILDREN'S TO PROMOTE THE HEALTH OF THE COMMUNITIES SERVED BY THE SYSTEM INCLUDE - A CONCUSSION PROGRAM THAT PROVIDES TREATMENT FOR AND EDUCATION ABOUT CONCUSSIONS TO CHILDREN, PARENTS, COACHES AND HEALTHCARE PROFESSIONALS A DEDICATED CONCUSSION NURSE HELPS COORDINATE EACH CHILD'S CARE THE PROGRAM ALSO PROVIDES RETURN-TO-PLAY GUIDELINES AND A CONCUSSION TOOLKIT TO HELP INCREASE AWARENESS AND UNDERSTANDING OF CONCUSSIONS - A SCHOOL PROGRAM WHERE CHILDREN'S EMPLOYS TEACHERS SO THAT PATIENTS CAN RECEIVE INSTRUCTION DURING HOSPITALIZATIONS AND LONG CLINIC VISITS - A SPECIAL NEEDS CAR SEAT PROGRAM THAT IS HOSPITAL BASED AND DESIGNED TO EDUCATE AND ASSIST PARENTS AND FAMILIES WITH CHILDREN WHO HAVE SPECIAL TRANSPORTATION NEEDS - THE HEALTH LAW PARTNERSHIP (HELP), WHICH IS AN INTERDISCIPLINARY COMMUNITY COLLABORATION AMONG GEORGIA STATE UNIVERSITY'S COLLEGE OF LAW, THE ATLANTA LEGAL AID SOCIETY, AND CHILDREN'S HEALTHCARE OF ATLANTA TO IMPROVE THE HEALTH AND WELL-BEING OF LOW-INCOME CHILDREN AND THEIR FAMILIES HELP HAS A LAW OFFICE ON THE SCOTTISH RITE CAMPUS - A LEVEL I TRAUMA PROGRAM AT EGLESTON AND A LEVEL II TRAUMA PROGRAM AT SCOTTISH RITE PROVIDE HIGH QUALITY TRAUMA CARE TO PEDIATRIC PATIENTS CHILDREN'S HAS THE ONLY DESIGNATED PEDIATRIC TRAUMA CENTERS IN GEORGIA TRAUMA IS THE NUMBER ONE CAUSE OF DEATH IN CHILDREN FROM ONE TO 21 YEARS OF AGE STATE FILING OF COMMUNITY BENEFIT REPORT PART VI, LINE 7 CHILDREN'S HEALTHCARE OF ATLANTA IS NOT REQUIRED TO FILE A COMMUNITY BENEFIT REPORT UNDER GEORGIA LAW HOWEVER, WE PRODUCE AN ANNUAL REPORT ILLUSTRATING OUR BENEFIT TO THE COMMUNITY AND MAKE THAT PUBLIC ON OUR WEBSITE WWW.CHOA.ORG THIS REPORT IS POSTED IN THE "COMMUNITY AND GOVERNMENT AFFAIRS" SECTION THERE IS ALSO A SECTION TITLED "OUR IMPACT ON GEORGIA" TO SHOW OUR BROADER IMPACT ON THE STATE</p>

Schedule H (Form 990) 2015

Additional Data

Software ID:

Software Version:**EIN:** 90-0779996

Name: CHILDREN'S HEALTHCARE OF ATLANTA GROUP RETURN

Form 990 Schedule H, Part V Section A. Hospital Facilities

Section A. Hospital Facilities

(list in order of size from largest to smallest—see instructions)

How many hospital facilities did the organization operate during the tax year?

2

Name, address, primary website address,
and state license number

[illegible]

Section D. Other Health Care Facilities That Are Not Licensed, Registered, or Similarly Recognized as a Hospital Facility

(list in order of size, from largest to smallest)

How many non-hospital health care facilities did the organization operate during the tax year?

Name and address	Type of Facility (describe)
1 Marcus Autism Center 1920 Briarcliff Road Atlanta, GA 30329	Outpatient Services
1 CHILDREN'S OUTPTIENT SURG CTR SAT BLVD 2620 Satellite Boulevard DULUTH, GA 30096	OUTPATIENT SERVICES
2 Children's Medical Office Building 5455 Meridian Mark Road NE ATLANTA, GA 30342	Outpatient Services
3 Children's Specialty Services 2015 Uppergate Drive ATLANTA, GA 30322	Outpatient SERVICES
4 Children's at Meridian Mark LLC 5445 Meridian Mark Road NE Atlanta, GA 30342	Outpatient Services
5 Children's at North Druid Hills 1605 Chantilly Drive NE Atlanta, GA 30324	Outpatient services
6 Children's at Forsyth 410 Peachtree Parkway Cumming, GA 30041	Outpatient Services
7 Children's at Satellite Boulevard 2660 Satellite Boulevard Duluth, GA 30096	Outpatient Services
8 Children's at Town Center 625 Big Shanty Road NW Kennesaw, GA 30144	Outpatient Services
9 Children's at Webb Bridge 3155 North Point Parkway Alpharetta, GA 30005	Outpatient services
10 Children's at Sandy Plains 3618 Sandy Plains Road Marietta, GA 30066	Outpatient services
11 Children's at Fayette 1265 Highway 54 West FAYETTEVILLE, GA 30214	OUTPATIENT SERVICES
12 Children's at Mount Zion 2201 Mount Zion Parkway MORROW, GA 30260	OUTPATIENT SERVICES
13 Children's at Alpharetta Highway 11835 Alpharetta Highway ROSWELL, GA 30076	OUTPATIENT SERVICES
14 Children's at Cobb 1371 Church Street Extension Marietta, GA 30060	OUTPATIENT SERVICES

Section D. Other Health Care Facilities That Are Not Licensed, Registered, or Similarly Recognized as a Hospital Facility

(list in order of size, from largest to smallest)

How many non-hospital health care facilities did the organization operate during the tax year?

Name and address	Type of Facility (describe)
16 Children's at Hudson Bridge 1510 Hudson Bridge Road STOCKBRIDGE,GA 30281	OUTPATIENT SERVICES
1 Children's at North Point 3795 Mansell Road ALPHARETTA,GA 30022	OUTPATIENT SERVICES
2 Primary Care Center of Chamblee 4166 Buford Highway ATLANTA,GA 30345	OUTPATIENT SERVICES
3 Day Rehabilitation Center 993-F Johnson Ferry Road NE ATLANTA,GA 30342	OUTPATIENT SERVICES
4 Children's at Hamilton Mill 2108 Teron Trace DACULA,GA 30019	OUTPATIENT SERVICES
5 Children's at Duluth 2270 Duluth Hwy 120 DULUTH,GA 30097	OUTPATIENT SERVICES
6 Children's at Snellville 2220 Wisteria Drive Snellville,GA 30078	OUTPATIENT SERVICES
7 Children's at Executive Park 6 Executive Park Drive NE ATLANTA,GA 30329	OUTPATIENT SERVICES
8 Children's at Marietta 175 White Street MARIETTA,GA 30060	OUTPATIENT SERVICES
9 Children's at Old Milton Parkway 3300 Old Milton Parkway Alpharetta,GA 30005	OUTPATIENT SERVICES
10 Children's at Suwanee 3640 Burnette Road SUWANEE,GA 30024	OUTPATIENT SERVICES
11 Northside Professional Center 975 Johnson Ferry Road NE Atlanta,GA 30342	OUTPATIENT SERVICES
12 Children's at Century Boulevard 1975 Century Boulevard Atlanta,GA 30345	OUTPATIENT SERVICES
13 Children's at Ivy Walk 1675 Cumberland Parkway Suite 305 Smyrna,GA 30080	Outpatient Services
14 Childrens at Cherokee 1554 Riverstone Parkway Canton,GA 30114	Outpatient Services

Form 990 Schedule H, Part V Section D. Other Facilities That Are Not Licensed, Registered, or Similarly Recognized as a Hospital Facility

Section D. Other Health Care Facilities That Are Not Licensed, Registered, or Similarly Recognized as a Hospital Facility

(list in order of size, from largest to smallest)

How many non-hospital health care facilities did the organization operate during the tax year?

Name and address	Type of Facility (describe)
31 Pavilion at Lake Hearn 1100 Lake Hearn Dr Ste 450 Atlanta, GA 30342	Outpatient Services

Schedule I
(Form 990)

Department of the
Treasury
Internal Revenue Service

Grants and Other Assistance to Organizations, Governments and Individuals in the United States

Complete if the organization answered "Yes," on Form 990, Part IV, line 21 or 22.

► Information about Schedule I (Form 990) and its instructions is at www.irs.gov/form990.

<p>name of the organization</p> <p>CHILDREN'S HEALTHCARE OF ATLANTA GROUP RETURN</p>	<p>Employer identification number</p> <p>90-0779996</p>
--	---

Part I General Information on Grants and Assistance

- | | Yes | No |
|---|-----|----|
| 1 Does the organization maintain records to substantiate the amount of the grants or assistance, the grantees' eligibility for the grants or assistance, and the selection criteria used to award the grants or assistance? | | |
| 2 Describe in Part IV the organization's procedures for monitoring the use of grant funds in the United States | | |

Part II Grants and Other Assistance to Domestic Organizations and Domestic Governments. Complete if the organization answered "Yes" on Form 990, Part IV, line 21, for any recipient that received more than \$5,000. Part II can be duplicated if additional space is needed.

[illegible]

- | | | | |
|----------|--|---|---|
| 2 | Enter total number of section 501(c)(3) and government organizations listed in the line 1 table. | 3 | ▲ |
| 3 | Enter total number of other organizations listed in the line 1 table. | 0 | ▲ |

Part III Grants and Other Assistance to Domestic Individuals. Complete if the organization answered "Yes" on Form 990, Part IV, line 22
Part III can be duplicated if additional space is needed

(a)Type of grant or assistance	(b)Number of recipients	(c)Amount of cash grant	(d)Amount of non-cash assistance	(e)Method of valuation (book, FMV, appraisal, other)	(f)Description of non-cash assistance
(1) Nursing Scholarship	3	6,000			

Part IV Supplemental Information. Provide the information required in Part I, line 2, Part III, column (b), and any other additional information.					
Return Reference	Explanation				
PROCEDURES FOR MONITORING THE USE OF GRANTS	SCHEDULE I, PART I, LINE 2 CHANCES GRANTS PROVIDE TUITION EQUIVALENT ASSISTANCE FOR UP TO TWO YEARS. APPLICANTS MUST BE ACCEPTED INTO A BACHELOR OF SCIENCE IN NURSING PROGRAM AND BE BILINGUAL IN ENGLISH AND SPANISH. CHANCES SCHOLARSHIP RECIPIENTS AGREE TO WORK FOR CHILDREN'S HEALTHCARE OF ATLANTA FOR A PERIOD OF 18 MONTHS FOR EACH ACADEMIC YEAR THEY RECEIVED SUPPORT. IN ADDITION, CURRENT CHILDREN'S HEALTHCARE OF ATLANTA EMPLOYEES THAT ARE ENROLLED IN AN ACCREDITED NURSING PROGRAM ARE ELIGIBLE FOR THE CANDLISH NURSING SCHOLARSHIP PER MANAGEMENT AGREEMENT, HSOC, INC. HAS OVERSIGHT OF ALL HUGHES SPALDING OPERATIONS, INCLUDING THE USE OF GRANT FUNDS. THE AMOUNT OF FUNDS PROVIDED ANNUALLY TO HUGHES SPALDING FROM HSOC, INC. IS GOVERNED BY AGREED UPON TERMS OF THE MANAGEMENT CONTRACT. PER MANAGEMENT AGREEMENT, FUNDS PROVIDED TO EMORY UNIVERSITY IS GOVERNED BY AGREED UPON TERMS OF THE MANAGEMENT CONTRACT.				

Additional Data

Software ID:

Software Version:

EIN: 90-0779996

Name: CHILDREN'S HEALTHCARE OF ATLANTA GROUP RETURN

Form 990, Schedule I, Part II, Grants and Other Assistance to Domestic Organizations and Domestic Governments.

(a) Name and address of organization or government	(b) EIN	(c) IRC section if applicable	(d) Amount of cash grant	(e) Amount of non-cash assistance	(f) Method of valuation (book, FMV, appraisal, other)	(g) Description of non-cash assistance	(h) Purpose of grant or assistance
EMORY UNIVERSITY 1440 CLIFTON ROAD ATLANTA, GA 30322	58-0566256	501(c)(3)	2,015,000				RESEARCH BUILDING FUND WORKING CAPITAL DEFICIT
CHILDREN'S HC OF ATLANTA AT HUGHES SPALDING 35 JESSE HILL DRIVE ATLANTA, GA 30303	26-2037695	501(c)(3)	183,879				FUND WORKING CAPITAL DEFICIT
CHILDREN'S HC OF ATLANTA AT HUGHES SPALDING 35 Jesse Hill Drive Atlanta, GA 30303	26-2037695	501(c)(3)	1,722,448				FUND WORKING CAPITAL DEFICIT

Schedule J
(Form 990)

Department of the Treasury
Internal Revenue Service

Compensation Information

For certain Officers, Directors, Trustees, Key Employees, and Highest Compensated Employees
▶ Complete if the organization answered "Yes" on Form 990, Part IV, line 23.
▶ Attach to Form 990.
▶ Information about Schedule J (Form 990) and its instructions is at www.irs.gov/form990.

OMB No 1545-0047

2015

Open to Public Inspection

Name of the organization
CHILDREN'S HEALTHCARE OF ATLANTA GROUP RETURN

Employer identification number
90-0779996

Part I Questions Regarding Compensation

	Yes	No
1a Check the appropriate box(es) if the organization provided any of the following to or for a person listed on Form 990, Part VII, Section A, line 1a. Complete Part III to provide any relevant information regarding these items. <div><div><input checked="" type="checkbox"/> First-class or charter travel</div><div><input type="checkbox"/> Housing allowance or residence for personal use</div><div><input type="checkbox"/> Travel for companions</div><div><input type="checkbox"/> Payments for business use of personal residence</div><div><input type="checkbox"/> Tax indemnification and gross-up payments</div><div><input type="checkbox"/> Health or social club dues or initiation fees</div><div><input type="checkbox"/> Discretionary spending account</div><div><input type="checkbox"/> Personal services (e g , maid, chauffeur, chef)</div></div>		
b If any of the boxes in line 1a are checked, did the organization follow a written policy regarding payment or reimbursement or provision of all of the expenses described above? If "No," complete Part III to explain	1b Yes	
2 Did the organization require substantiation prior to reimbursing or allowing expenses incurred by all directors, trustees, officers, including the CEO/Executive Director, regarding the items checked in line 1a?	2 Yes	
3 Indicate which, if any, of the following the filing organization used to establish the compensation of the organization's CEO/Executive Director. Check all that apply. Do not check any boxes for methods used by a related organization to establish compensation of the CEO/Executive Director, but explain in Part III. <div><div><input checked="" type="checkbox"/> Compensation committee</div><div><input checked="" type="checkbox"/> Written employment contract</div><div><input checked="" type="checkbox"/> Independent compensation consultant</div><div><input checked="" type="checkbox"/> Compensation survey or study</div><div><input checked="" type="checkbox"/> Form 990 of other organizations</div><div><input checked="" type="checkbox"/> Approval by the board or compensation committee</div></div>		
4 During the year, did any person listed on Form 990, Part VII, Section A, line 1a with respect to the filing organization or a related organization: a Receive a severance payment or change-of-control payment?	4a	No
b Participate in, or receive payment from, a supplemental nonqualified retirement plan?	4b Yes	
c Participate in, or receive payment from, an equity-based compensation arrangement? If "Yes" to any of lines 4a-c, list the persons and provide the applicable amounts for each item in Part III	4c	No
Only 501(c)(3), 501(c)(4), and 501(c)(29) organizations must complete lines 5-9.		
5 For persons listed on Form 990, Part VII, Section A, line 1a, did the organization pay or accrue any compensation contingent on the revenues of: a The organization?	5a	No
b Any related organization? If "Yes," on line 5a or 5b, describe in Part III	5b	No
6 For persons listed on Form 990, Part VII, Section A, line 1a, did the organization pay or accrue any compensation contingent on the net earnings of: a The organization?	6a	No
b Any related organization? If "Yes," on line 6a or 6b, describe in Part III	6b	No
7 For persons listed on Form 990, Part VII, Section A, line 1a, did the organization provide any non-fixed payments not described in lines 5 and 6? If "Yes," describe in Part III	7	No
8 Were any amounts reported on Form 990, Part VII, paid or accrued pursuant to a contract that was subject to the initial contract exception described in Regulations section 53.4958-4(a)(3)? If "Yes," describe in Part III	8	No
9 If "Yes" on line 8, did the organization also follow the rebuttable presumption procedure described in Regulations section 53.4958-6(c)?	9	

Part II Officers, Directors, Trustees, Key Employees, and Highest Compensated Employees. Use duplicate copies if additional space is needed.

For each individual whose compensation must be reported on Schedule J, report compensation from the organization on row (i) and from related organizations, described in the instructions, on row (ii). Do not list any individuals that are not listed on Form 990, Part VII

Note. The sum of columns (B)(i)-(iii) for each listed individual must equal the total amount of Form 990, Part VII, Section A, line 1a, applicable column (D) and (E) amounts for that individual

(A) Name and Title	(B) Breakdown of W-2 and/or 1099-MISC compensation			(C) Retirement and other deferred compensation	(D) Nontaxable benefits	(E) Total of columns (B)(i)-(D)	(F) Compensation in column(B) reported as deferred on prior Form 990
	(i) compensation	(ii) Bonus & incentive compensation	(iii) Other reportable compensation				
See Additional Data Table							

Part III Supplemental Information

Provide the information, explanation, or descriptions required for Part I, lines 1a, 1b, 3, 4a, 4b, 4c, 5a, 5b, 6a, 6b, 7, and 8, and for Part II. Also complete this part for any additional information.

Return Reference	Explanation
SUPPLEMENTAL COMPENSATION INFORMATION	EMPLOYEES OF CHILDREN'S HEALTHCARE OF ATLANTA, INC. HAVE THE OPTION TO PARTICIPATE IN THE 403(B) PLAN OFFERED BY THE ORGANIZATION. CHILDREN'S PROVIDES AN ANNUAL DISCRETIONARY CONTRIBUTION OF A 401 (A) RETIREMENT PLAN FOR EMPLOYEES WHO WORK AT LEAST 1,000 HOURS IN THE CALENDAR YEAR AND ARE EMPLOYED ON 12/31/2015. ALL INDIVIDUALS ARE EMPLOYEES OF CHILDREN'S HEALTHCARE OF ATLANTA, INC. (THE "PARENT" EIN 58-2367819) WITH CHILDREN'S HEALTHCARE OF ATLANTA GROUP RETURN (THE "GROUP" EIN 5857) ACTING AS THE COMMON PAYROLL AGENT FOR THE PARENT AND ALL ENTITIES WITHIN THE GROUP.
SUPPLEMENTAL COMPENSATION INFORMATION	SCHEDULE J, PART I, LINE 1A PURSUANT TO THE ORGANIZATION'S TRAVEL AND REIMBURSEMENT POLICY, THE CEO IS ENTITLED TO TRAVEL FIRST CLASS OR BUSINESS CLASS ON FLIGHTS LONGER THAN TWO HOURS TO ENABLE THE CEO TO GET WORK DONE MORE EFFICIENTLY AND EFFECTIVELY ON LONGER FLIGHTS. HOWEVER, THE CEO MUST GIVE STRONG CONSIDERATION TO THE FINANCIAL IMPLICATIONS OF TRAVELING FIRST OR BUSINESS CLASS. CHOA DOES NOT TREAT THE PAYMENTS FOR FIRST CLASS TRAVEL AS TAXABLE TO THE CEO GIVEN THE BUSINESS PURPOSE ASSOCIATED WITH SUCH FLIGHTS.
SUPPLEMENTAL COMPENSATION INFORMATION	SCHEDULE J, PART I, LINE 4B IN 2012, THE COMPENSATION AND BENEFITS COMMITTEE ELECTED TO OFFER AN ADDITIONAL RETIREMENT PLAN TO CERTAIN EXECUTIVES. THE BOARD APPROVED THIS RECOMMENDATION IN EARLY 2013. BELOW ARE THE PARTICIPANTS AND THE TOTAL AMOUNT CONTRIBUTED TO THE PLAN FOR EACH DURING 2015: DONNA HYLAND \$270,693; 28 RUTH FOWLER \$97,051; 38 DANIEL SALINAS \$86,749; 34.
SUPPLEMENTAL COMPENSATION INFORMATION	SCHEDULE J, PART I, LINES 5A & 5B EXECUTIVES ARE ELIGIBLE FOR AN ANNUAL INCENTIVE, WHICH INCLUDES A MEASUREMENT FOR ACHIEVEMENT OF BUDGETED OPERATING MARGIN. THESE INCENTIVES ARE CALCULATED AS A CERTAIN PERCENTAGE OF THE EXECUTIVE'S BASE COMPENSATION APPROVED BY THE COMPENSATION AND BENEFITS COMMITTEE.

Additional Data

Software ID:

Software Version:

EIN: 90-0779996

Name: CHILDREN'S HEALTHCARE OF ATLANTA GROUP RETURN

Form 990, Schedule J, Part II - Officers, Directors, Trustees, Key Employees, and Highest Compensated Employees

(A) Name and Title		(B) Breakdown of W-2 and/or 1099-MISC compensation			(C) Retirement and other deferred compensation	(D) Nontaxable benefits	(E) Total of columns (B)(i)-(D)	(F) Compensation in column (B) reported as deferred on prior Form 990
		(i) Base Compensation	(ii) Bonus & incentive compensation	(iii) Other reportable compensation				
1Andrew Reisner Neurosurgeon	(i)	771,218	62,053	21,999	0	25,629	880,899	0
	(ii)	-	-	-	-	-	-	-
		0	0	0	0	0	0	0
1William Boydston Prac Dir Neursurgical Svcs	(i)	840,647	70,705	21,638	0	23,731	956,721	0
	(ii)	-	-	-	-	-	-	-
		0	0	0	0	0	0	0
2Barbara Stoll MD Indiv Trustee - MAC PED CTR LD	(i)	0	0	0	0	0	0	0
	(ii)	-	-	-	-	-	-	-
		187,715	42,473	7,444	0	2,069	239,701	0
3Robert C Wilde Ind Trustee - HSOC/CTO	(i)	310,890	85,850	20,139	10,200	26,665	453,744	0
	(ii)	-	-	-	-	-	-	-
		0	0	0	0	0	0	0
4Daniel Salinas MD CMO/INDIV TRUSTEE - ECH/SR/EA	(i)	0	0	0	0	0	0	0
	(ii)	-	-	-	-	-	-	-
		438,916	137,657	19,032	96,949	23,349	715,903	0
5Raymond Reynolds VP Dev Fdn Major/Planned Gifts	(i)	190,993	48,033	2,282	0	2,417	243,725	0
	(ii)	-	-	-	-	-	-	-
		0	0	0	0	0	0	0
6Rex Adams INDIV TRSTEE - HSOC COO- ECH	(i)	0	0	0	0	0	0	0
	(ii)	-	-	-	-	-	-	-
		112,949	165,701	4,050	1,664	4,103	288,467	0
7Ronald Fneson Indiv Trustee - HSOC/PRES FDN	(i)	0	0	0	0	0	0	0
	(ii)	-	-	-	-	-	-	-
		359,168	99,144	10,471	10,200	11,819	490,802	0
8Donna Hyland Pres/CEO - ECH/SR/EAS/EPG/MAC	(i)	0	0	0	0	0	0	0
	(ii)	-	-	-	-	-	-	-
		992,197	346,135	36,544	270,693	17,777	1,663,346	0
9Ruth Fowler Treas ECH/SR/FDN/EAS/EPG/MAC	(i)	0	0	0	0	0	0	0
	(ii)	-	-	-	-	-	-	-
		492,606	154,004	16,610	97,051	18,089	778,360	0
10Leslie Jones Sec - ECH/SR/EAS/EPG/MAC/HSOC	(i)	0	0	0	0	0	0	0
	(ii)	-	-	-	-	-	-	-
		350,038	92,880	3,999	0	30,291	477,208	0
11Eugene Hayes President Foundation - FDN	(i)	302,334	94,695	24,147	0	101,748	522,924	0
	(ii)	-	-	-	-	-	-	-
		0	0	0	0	0	0	0
12Beth Boatwright Sr Dir Financial Oper ECH/SR	(i)	154,790	30,685	484	0	19,520	205,479	0
	(ii)	-	-	-	-	-	-	-
		0	0	0	0	0	0	0
13Mary Beth Bova SVP OPS-ECH/IND TRUSTEE- HSOC	(i)	249,537	69,276	24,891	3,756	17,949	365,409	0
	(ii)	-	-	-	-	-	-	-
		0	0	0	0	0	0	0
14Timothy King VP Physician Practices Ops	(i)	190,727	50,426	20,117	8,800	27,955	298,025	0
	(ii)	-	-	-	-	-	-	-
		0	0	0	0	0	0	0
15Jill Strckland SVP Physician Practices Ops	(i)	235,574	62,866	1,861	8,917	23,782	333,000	0
	(ii)	-	-	-	-	-	-	-
		0	0	0	0	0	0	0
16Jim Fortenberry MD Indiv Trustee-FDN	(i)	0	0	0	0	0	0	0
	(ii)	-	-	-	-	-	-	-
		222,471	51,492	3,647	0	24,313	301,923	0
17Scott Hodoval VP Dev Ann Corp Giving - Fdn	(i)	190,162	51,899	7,492	6,280	24,253	280,086	0
	(ii)	-	-	-	-	-	-	-
		0	0	0	0	0	0	0
18Robert Bentley VP Corporate Development - FDN	(i)	170,301	50,739	20,310	2,657	22,889	266,896	0
	(ii)	-	-	-	-	-	-	-
		0	0	0	0	0	0	0
19Stacey Deweese VP Operations-SR	(i)	161,540	34,638	18,922	4,951	24,567	244,618	0
	(ii)	-	-	-	-	-	-	-
		0	0	0	0	0	0	0

Form 990, Schedule J, Part II - Officers, Directors, Trustees, Key Employees, and Highest Compensated Employees

(A) Name and Title		(B) Breakdown of W-2 and/or 1099-MISC compensation			(C) Retirement and other deferred compensation	(D) Nontaxable benefits	(E) Total of columns (B)(i)-(D)	(F) Compensation in column (B) reported as deferred on prior Form 990
		(i) Base Compensation	(ii) Bonus & incentive compensation	(iii) Other reportable compensation				
21John BleacherSurgeon	(i)	660,063	215,788	20,139	9,487	12,580	918,057	0
	(ii)	0	0	0	0	-0	-0	0
1Julie GlassonSurgeon	(i)	620,367	221,258	25,343	9,487	15,087	891,542	0
	(ii)	0	0	0	0	-0	-0	0
2Joseph BusseySurgeon	(i)	613,650	201,015	2,203	0	26,231	843,099	0
	(ii)	0	0	0	0	-0	-0	0
3Farah Chapes Individual Trustee-MAC	(i)	187,094	26,591	841	6,690	25,296	246,512	0
	(ii)	0	0	0	0	-0	-0	0
4Pat FrnasIndvid Trstee-MAC	(i)	0	0	0	0	0	0	0
	(ii)	570,919	165,701	15,749	110,862	-20,277	-883,508	0
5Tonja Bldges Dir Fdn Admn/Brd Corp Sect-Fdn	(i)	114,888	13,399	1,191	2,292	23,875	155,645	0
	(ii)	0	0	0	0	-0	-0	0
6Donald Mueller VP Operations/Ind Trustee-MAC	(i)	127,758	48,311	434	0	17,876	194,379	0
	(ii)	0	0	0	0	-0	-0	0
7Julia Jones VP Operations - HSOC	(i)	191,450	45,983	2,356	0	26,650	266,439	0
	(ii)	0	0	0	0	-0	-0	0
8Burt Lesnick FORMER IND TRUSTEE/MEDICAL DR	(i)	198,983	25,000	13,798	7,124	6,552	251,457	0
	(ii)	0	0	0	0	-0	-0	0

Schedule L
(Form 990 or 990-EZ)

Transactions with Interested Persons
▶ Complete if the organization answered "Yes" on Form 990, Part IV, lines 25a, 25b, 26, 27, 28a, 28b, or 28c, or Form 990-EZ, Part V, line 38a or 40b.
▶ Attach to Form 990 or Form 990-EZ.
▶ Information about Schedule L (Form 990 or 990-EZ) and its instructions is at www.irs.gov/form990.

OMB No 1545-0047
2015
Open to Public Inspection

Department of the Treasury
Internal Revenue Service

Name of the organization
CHILDREN'S HEALTHCARE OF ATLANTA GROUP RETURN

Employer identification number
90-0779996

Part I Excess Benefit Transactions (section 501(c)(3), section 501(c)(4), and 501(c)(29) organizations only)

Complete if the organization answered "Yes" on Form 990, Part IV, line 25a or 25b, or Form 990-EZ, Part V, line 40b

1	(a) Name of disqualified person	(b) Relationship between disqualified person and organization	(c) Description of transaction	(d) Corrected?	
				Yes	No

2 Enter the amount of tax incurred by organization managers or disqualified persons during the year under section 4958 ▶ \$ _____

3 Enter the amount of tax, if any, on line 2, above, reimbursed by the organization ▶ \$ _____

Part II Loans to and/or From Interested Persons.

Complete if the organization answered "Yes" on Form 990-EZ, Part V, line 38a, or Form 990, Part IV, line 26, or if the organization reported an amount on Form 990, Part X, line 5, 6, or 22

(a) Name of interested person	(b) Relationship with organization	(c) Purpose of loan	(d) Loan to or from the organization?		(e) Original principal amount	(f) Balance due	(g) In default?		(h) Approved by board or committee?		(i) Written agreement?	
			To	From			Yes	No	Yes	No	Yes	No
Total ▶ \$ _____												

Part III Grants or Assistance Benefiting Interested Persons.

Complete if the organization answered "Yes" on Form 990, Part IV, line 27.

(a) Name of interested person	(b) Relationship between interested person and the organization	(c) Amount of assistance	(d) Type of assistance	(e) Purpose of assistance

Part IV Business Transactions Involving Interested Persons.

Complete if the organization answered "Yes" on Form 990, Part IV, line 28a, 28b, or 28c.

(a) Name of interested person	(b) Relationship between interested person and the organization	(c) Amount of transaction	(d) Description of transaction	(e) Sharing of organization's revenues?	
				Yes	No
(1) BUSINESSRX CONSULTING	SEE SCHEDULE L PART V	69,000	SEE SCHEDULE L PART V	Yes	
(2) JACKSON DYER	SEE SCHEDULE L PART V	8,303	SEE SCHEDULE L PART V	Yes	
(3) KATE DIXON	SEE SCHEDULE L PART V	90,000	SEE SCHEDULE L PART V	Yes	
(4) STAR MILLER	SEE SCHEDULE L PART V	86,505	SEE SCHEDULE L PART V	Yes	

Part V Supplemental Information

Provide additional information for responses to questions on Schedule L (see instructions)

Return Reference	Explanation
Business Transactions involving interested persons	SCHEDULE L, PART IV (A) BUSINESSRX CONSULTING (B) RELATIONSHIP BETWEEN INTERESTED PERSON AND THE ORGANIZATION - LARRY SMITH A BOARD MEMBER OF MAC AND IS A 50% PARTNER OF BUSINESSRX CONSULTING (C) 69,000 (D) DESCRIPTION OF TRANSACTION BUSINESSRX CONSULTING PROVIDES CONSULTING FOR THE CARDIAC OPERATION AND AT MARCUS AUTISM IN ALL CASES, THEIR WORK CENTERED ON PATIENT FLOW FROM INTAKE TO DISCHARGE (A) JACKSON DYER (B) RELATIONSHIP BETWEEN INTERESTED PERSON AND THE ORGANIZATION - JACKSON DYER, AN EMPLOYEE WORKING AT SCOTTISH RITE, IS THE SON OF JOHN DYER, WHO IS A BOARD MEMBER OF MAC (C) 8,303 (D) DESCRIPTION OF TRANSACTION JACKSON DYER RECEIVED COMPENSATION AS AN EMPLOYEE OF CHOA (A) KATE DIXON (B) RELATIONSHIP BETWEEN INTERESTED PERSON AND THE ORGANIZATION - KATE DIXON, AN EMPLOYEE WORKING AS A RN IN CARDIAC AT EGGLESTON, IS THE DAUGHTER OF BERNIE DIXON, WHO IS A TRUSTEE FOR CHOA, ECH, SR EAS, AND EPG (C) 90,000 (D) DESCRIPTION OF TRANSACTION - KATE DIXON RECEIVED COMPENSATION AS AN EMPLOYEE OF CHOA (A) STAR MILLER (B) RELATIONSHIP BETWEEN INTERESTED PERSON AND THE ORGANIZATION - AN EMPLOYEE WORKING AS FOR CHOA, IS THE WIFE OF CEDRIC MILLER, WHO IS BOARD MEMBER OF CHOA (C) 86,505 (D) DESCRIPTION OF TRANSACTION - STAR MILLER RECEIVED COMPENSATION AS AN EMPLOYEE OF CHOA

SCHEDULE M
(Form 990)

Noncash Contributions

OMB No 1545-0047

2015

Open to Public Inspection

►Complete if the organizations answered "Yes" on Form 990, Part IV, lines 29 or 30.

► Attach to Form 990.

►Information about Schedule M (Form 990) and its instructions is at www.irs.gov/form990

Department of the Treasury
Internal Revenue Service

Name of the organization
CHILDREN'S HEALTHCARE OF ATLANTA GROUP RETURN

Employer identification number
90-0779996

Part I Types of Property

	(a) Check if applicable	(b) Number of contributions or items contributed	(c) Noncash contribution amounts reported on Form 990, Part VIII, line 1g	(d) Method of determining noncash contribution amounts
1 Art—Works of art				
2 Art—Historical treasures				
3 Art—Fractional interests				
4 Books and publications				
5 Clothing and household goods				
6 Cars and other vehicles				
7 Boats and planes				
8 Intellectual property				
9 Securities—Publicly traded	X	66	1,562,837	Cost/Selling Price
10 Securities—Closely held stock				
11 Securities—Partnership, LLC, or trust interests				
12 Securities—Miscellaneous				
13 Qualified conservation contribution—Historic structures				
14 Qualified conservation contribution—Other				
15 Real estate—Residential				
16 Real estate—Commercial				
17 Real estate—Other				
18 Collectibles				
19 Food inventory				
20 Drugs and medical supplies				
21 Taxidermy				
22 Historical artifacts				
23 Scientific specimens				
24 Archeological artifacts				
25 Other ► ()				
26 Other ► ()				
27 Other ► ()				
28 Other ► ()				

29 Number of Forms 8283 received by the organization during the tax year for contributions for which the organization completed Form 8283, Part IV, Donee Acknowledgement

29

30a During the year, did the organization receive by contribution any property reported in Part I, lines 1 through 28, that it must hold for at least three years from the date of the initial contribution, and which is not required to be used for exempt purposes for the entire holding period?

30a

Yes

No

b If "Yes," describe the arrangement in Part II

31 Does the organization have a gift acceptance policy that requires the review of any non-standard contributions?

31

Yes

32a Does the organization hire or use third parties or related organizations to solicit, process, or sell noncash contributions?

32a

No

b If "Yes," describe in Part II

33 If the organization did not report an amount in column (c) for a type of property for which column (a) is checked, describe in Part II

Part II

Supplemental Information.

Provide the information required by Part I, lines 30b, 32b, and 33, and whether the organization is reporting in Part I, column (b), the number of contributions, the number of items received, or a combination of both. Also complete this part for any additional information.

Return Reference	Explanation
Part I, Line 9, Column B	The amount of 66 represents the number of contributors

**SCHEDULE O
(Form 990 or
990-EZ)**Department of the
Treasury
Internal Revenue
Service**Supplemental Information to Form 990 or 990-EZ**Complete to provide information for responses to specific questions on
Form 990 or 990-EZ or to provide any additional information.

▶ Attach to Form 990 or 990-EZ.

▶ Information about Schedule O (Form 990 or 990-EZ) and its instructions is at
www.irs.gov/form990.**2015****Open to Public
Inspection**Name of the organization
CHILDREN'S HEALTHCARE OF ATLANTA GROUP RETURN**Employer identification number**

90-0779996

**Return
Reference****Explanation**

VOLUNTEERS

FORM 990, PART I, LINE 6 CHILDRENS RELIES ON VOLUNTEER SUPPORT TO RAISE FUNDS IN OUR COMMUNITY THROUGH ORGANIZING OR VOLUNTEERING AT EVENTS INDIVIDUALS AND CORPORATIONS WORK WITH CHILDRENS TO HOST AND SUPPORT NUMEROUS COMMUNITY, SPORTS AND HOLIDAY EVENTS, ALL TO BENEFIT OUR NOT-FOR-PROFIT ORGANIZATION IN 2015, MORE THAN 6,000 VOLUNTEERS SUPPORTED CHILDRENS IN THIS CAPACITY VOLUNTEERS ALSO PLAY SUCH AN IMPORTANT ROLE IN CLINICAL SETTINGS WITHIN OUR NOT-FOR-PROFIT HEALTHCARE SYSTEM THAT WE CALL THEM FRIENDS THEY HELP BY BRINGING A SENSE OF ENTHUSIASM AND WARMTH THAT IS IMPORTANT TO OUR PATIENTS, THEIR FAMILIES AND OUR STAFF WITH THE GUIDANCE OF THE CHILDRENS STAFF, CHILDRENS VOLUNTEERS WORK A SET WEEKLY SCHEDULE WITHIN ONE OF THE FOLLOWING HOSPITAL AREAS DIRECT PATIENT CARE, CUSTOMER SERVICE AND ADMINISTRATIVE SUPPORT HOSPITAL VOLUNTEERS CAN BE FOUND WORKING ON ALL OF OUR HOSPITAL CAMPUSES AS WELL AS SEVERAL OF OUR NEIGHBORHOOD LOCATIONS APPROXIMATELY 1,400 ACTIVE VOLUNTEERS ASSIST AT OUR MEDICAL FACILITIES FOR MORE INFORMATION ON VOLUNTEER OPPORTUNITIES IN FUNDRAISING AND OTHER SUPPORT TO OUR PATIENTS AND FAMILIES, PLEASE VISIT WWW.CHOA.ORG/VOLUNTEER

Return Reference	Explanation
BUSINESS & FAMILY RELATIONSHIPS	FORM 990, PART VI, LINE 2 CEDRIC MILLER AND DAVID FAGAN HAVE A BUSINESS RELATIONSHIP BERNIE MARCUS AND FREDERICK R MARCUS HAVE A FAMILY RELATIONSHIP JOHN MONTAG AND JACKIE MONTAG HAVE A FAMILY RELATIONSHIP

Return Reference	Explanation
MEMBERS OR STOCKHOLDERS	FORM 990, PART VI, LINE 6 CHILDREN'S HEALTHCARE OF ATLANTA, INC IS THE SOLE MEMBER OF ALL SUBORDINATES EXCEPT HSOC EGGLESTON CHILDREN'S HOSPITAL IS THE SOLE CORPORATE MEMBER OF HSOC

Return Reference	Explanation
POWER TO ELECT OR APPOINT MEMBERS	FORM 990, PART VI, LINE 7A THE BYLAWS OF EGLESTON CHILDREN'S HOSPITAL AT EMORY UNIVERSITY , INC, SCOTTISH RITE CHILDREN'S MEDICAL CENTER, INC , EGLESTON AFFILIATED SERVICES, INC , AND EGLESTON PEDIATRIC GROUP, INC , PROVIDE THAT ITS TRUSTEES SHALL BE THE PERSONS THEN SERVING AS THE TRUSTEES OF CHILDREN'S HEALTHCARE OF ATLANTA, INC THE BYLAWS OF MARCUS AUTISM CENTER AND CHILDREN'S HEALTHCARE OF ATLANTA FOUNDATION, INC PROVIDE THAT THE TRUSTEES OF THESE ORGANIZATIONS ARE SUBJECT TO THE APPROVAL AND REMOVAL BY CHILDREN'S HEALTHCARE OF ATLANTA

Return Reference	Explanation
DECISIONS RESERVED TO MEMBERS OR STOCKHOLDERS	FORM 990, PART VI, LINE 7B CHILDREN'S HEALTHCARE OF ATLANTA, INC (CHOA), A SECTION 501(C)(3) PUBLIC CHARITY, IS THE CORPORATE PARENT OF THE SUBORDINATES INCLUDED IN THIS GROUP RETURN UNDER THE SUBORDINATES' BYLAWS, CERTAIN CORPORATE ACTIONS ARE SUBJECT TO DIRECT OR INDIRECT APPROVAL OF CHOA THESE ACTIONS INCLUDE APPOINTMENT OR REMOVAL OF DIRECTORS, ADOPTION OR AMENDMENT OF A STRATEGIC PLAN, ADOPTION AND/OR AMENDMENT OF THE ANNUAL BUDGET, APPROVAL OF MAJOR CAPITAL EXPENDITURES, APPROVAL OR AMENDMENT OF MAJOR CONTRACTS, THE ADDITION OR DISCONTINUATION OF SIGNIFICANT HEALTHCARE SERVICES, INCURRENCE OF DEBT IN EXCESS OF \$1 MILLION, APPROVAL OR PURCHASES, LEASES OR DISPOSALS OF ASSETS IN EXCESS OF \$250,000, PARTICIPATION IN JOINT VENTURES OR OTHER STRATEGIC RELATIONSHIPS, CREATION OF NEW AFFILIATES, MERGER, CONSOLIDATION, LIQUIDATION, OR DISSOLUTION OF THE ORGANIZATION, SIGNIFICANT DISPOSITIONS OF THE ORGANIZATION'S ASSETS, AND AMENDMENT OR RESTATEMENT OF THE ORGANIZATION'S GOVERNING DOCUMENTS

Return Reference	Explanation
PROCESS USED TO REVIEW THE FORM 990	FORM 990, PART VI, LINE 11B THE ORGANIZATION'S FORM 990 IS REVIEWED IN DETAIL BY THE MEMBERS OF THE AUDIT AND FINANCE COMMITTEES, AFTER WHICH THE ENTIRE BOARD OF DIRECTORS IS PROVIDED A COPY PRIOR TO FINAL APPROVAL AND FILING

Return Reference	Explanation
MONITORING & ENFORCEMENT OF COMPLIANCE WITH CONFLICT OF INTEREST	<p>FORM 990, PART VI, LINE 12C CHILDREN'S BOARD OF TRUSTEES ADOPTED A CONFLICT OF INTEREST POLICY THAT APPLIES TO AN "INTERESTED PERSON" AN INTERESTED PERSON WOULD BE EVERY DIRECTOR, TRUSTEE, MEMBER OF A BOARD COMMITTEE WITH GOVERNING BOARD DELGATED POWERS, OFFICER OR "KEY MANAGEMENT EMPLOYEEA CHILDREN'S ORGANIZATION WHOM HAS A DIRECT OR INDIRECT FINANCIAL INTEREST A KEY MANAGEMENT EMPLOYEE WOULD BE THE CHIEF EXECUTIVE OFFICER OF A CHILDREN'S ORGANIZATION, ANY MANAGERS WHO REPORT DIRECTLY TO THE CHIEF EXECUTIVE OFFICER OR THE BOARD OF A CHILDREN'S ORGANIZATION, ANY EMPLOYEE OTHERWISE LISTED AS A CURRENT OR FORMER "KEY EMPLOYEE" ON THE MOST RECENTLY FILED IRS FORM 990 OF A CHILDREN'S ORGANIZATION, OR ANY OTHER PERSONNEL SO DESIGNATED BY THE CHIEF EXECUTIVE OFFICER IN CONNECTION WITH ANY ACTUAL OR POSSIBLE CONFLICT OF INTEREST, AN INTERESTED PERSON MUST DISCLOSE THE EXISTENCE OF THE FINANCIAL INTEREST AND BE GIVEN THE OPPORTUNITY TO DISCLOSE ALL MATERIAL FACTS TO THE DIRECTORS OR TRUSTEES AND MEMBERS OF COMMITTEES WITH GOVERNING BOARD DELEGATED POWERS CONSIDERING THE PROPOSED TRANSACTION OR ARRANGEMENT AFTER DISCLOSURE OF THE FINANCIAL INTEREST AND ALL MATERIAL FACTS, AND AFTER ANY DISCUSSION WITH THE INTERESTED PERSON, SUCH INTERESTED PERSON SHALL LEAVE THE GOVERNING BOARD OR COMMITTEE MEETING WHILE THE DETERMINATION OF A CONFLICT OF INTEREST IS DISCUSSED AND VOTED UPON THE REMAINING BOARD OR COMMITTEE MEMBERS SHALL DECIDE IF A CONFLICT EXISTS AFTER EXERCISING DUE DILIGENCE, THE GOVERNING BOARD OR COMMITTEE SHALL DETERMINE WHETHER A) THE TRANSACTION OR ARRANGEMENT IS IN THE CHILDREN'S ORGANIZATION BEST INTEREST, AND IS FAIR AND REASONABLE OR B) WHETHER THE CHILDREN'S ORGANIZA TION CAN OBTAIN WITH REASONABLE EFFORTS AN EQUAL OR MORE ADVANTAGEOUS TRANSACTION OR ARRANGEMENT FROM A PERSON OR ENTITY THAT WOULD NOT GIVE RISE TO A CONFLICT OF INTEREST THE GOVERNING BOARD OF COMMITTEE SHALL DETERMINE BY A MAJORITY VOTE OF THE DISINTERESTED DIRECTORS OR TRUSTEES WHETHER A) TO ENTER INTO THE TRANSACTION OR ARRANGEMENT, OR B) TO ENTER INTO AN EQUAL OR MORE ADVANTAGEOUS TRANSACTION OR ARRANGEMENT WITH A PERSON OR ENTITY THAT WOULD NOT GIVE RISE TO A CONFLICT OF INTEREST, OR C) TAKE NO ACTION EACH INTERESTED PERSON OF A CHILDREN'S ORGANIZATION SHALL ANNUALLY SIGN A STATEMENT WHICH AFFIRMS THAT SUCH PERSON A) HAS RECEIVED A COPY OF THE CONFLICT OF INTEREST POLICY, B) HAS READ AND UNDERSTANDS THE POLICY, AND C) HAS AGREED TO COMPLY WITH THE POLICY ANNUALLY, INTERESTED PERSONS WILL COMPLETE A QUESTIONNAIRE TO PROVIDE INFORMATION NEEDED IN CONNECTION WITH THE CHILDREN'S ORGANIZATION'S FILING OF ITS IRS FORM 990 WITH THE INTERNAL REVENUE SERVICE. RESULTS OF THE QUESTIONNAIRE ARE REVIEWED BY SENIOR LEADERSHIP</p>

Return Reference	Explanation
PROCESS FOR DETERMINING COMPENSATION	<p>FORM 990, PART VI, LINE 15A AND 15B CHILDREN'S BOARD OF TRUSTEES (BOARD) HAS ULTIMATE DECISION-MAKING OVER EXECUTIVE COMPENSATION, AND THE COMPENSATION AND BENEFITS COMMITTEE (COMMITTEE) IS RESPONSIBLE FOR PROGRAM OVERSIGHT AND ADMINISTRATION AND FOR MAKING RECOMMENDATIONS TO THE BOARD. THE COMMITTEE IS COMPRISED OF INDEPENDENT BOARD MEMBERS AND CHARGED WITH EVALUATING THE TOTAL COMPENSATION PACKAGE OF SELECTED EMPLOYEES (CALLED "DISQUALIFIED PERSONS"), AND OTHER EXECUTIVES AND LEADERS. TO CARRY OUT THIS CHARGE, THE COMMITTEE ENGAGES AN INDEPENDENT THIRD PARTY EXECUTIVE COMPENSATION CONSULTING FIRM TO COMPLETE AN ANNUAL ASSESSMENT OF THE COMPETITIVENESS AND REASONABLENESS OF THE TOTAL COMPENSATION PACKAGE FOR "DISQUALIFIED PERSONS" OTHER EXECUTIVES AND LEADERS TO THE BOARD. USING MARKET DATA PROVIDED BY THE THIRD PARTY RELATED TO THE PAY, BENEFITS AND PERQUISITES PAID TO FUNCTIONALLY COMPARABLE POSITIONS IN ORGANIZATIONS COMPARABLE TO CHILDREN'S HEALTHCARE OF ATLANTA, THE COMMITTEE PROVIDES TOTAL COMPENSATION RECOMMENDATIONS. PAY RECOMMENDATION FOR "DISQUALIFIED PERSONS", AND OTHER EXECUTIVES AND LEADERS ARE MADE IN DECEMBER AND BOARD APPROVED CHANGES, IF ANY, ARE EFFECTIVE IN THE FIRST PAY PERIOD OF THE COMING YEAR. INCENTIVE PAY OUTS ARE APPROVED IN FEBRUARY, FOR THE PRIOR YEAR'S PERFORMANCE, AND ISSUED IN MARCH. ALL COMMITTEE RECOMMENDATIONS AND BOARD DECISIONS (RELATED TO EXECUTIVE COMPENSATION) ARE DOCUMENTED IN THE APPLICABLE MEETING MINUTES.</p>

Return Reference	Explanation
AVAIL OF GOV DOCS, CONFLICT OF INT POLICY & FIN STMTS TO GEN PUB	FORM 990, PART VI, LINE 19 THE ORGANIZATION DOES NOT MAKE THESE DOCUMENTS AVAILABLE, CONSISTENT WITH IRS REQUIREMENTS

Return Reference	Explanation
DESCRIPTION OF PERSONS TITLES	FORM 990, PART VII, SECTION A ABBREVIATION DEFINITIONS CHOA - CHILDREN'S HEALTHCARE OF ATLANTA, INC FDN - CHILDREN'S HEALTHCARE OF ATLANTA FOUNDATION, INC MAC- MARCUS AUTISM CENTER, INC ECH- EGLESTON CHILDREN'S HOSPITAL AT EMORY UNIVERSITY, INC SRCH- SCOTTISH RITE CHILDREN'S MEDICAL CENTER, INC HSOC- HSOC, INC EAS- EGLESTON AFFILIATED SERVICES, INC EPG- EGLESTON PEDIATRIC GROUP, INC NAME AND TITLES RUTH FOWLER- SVP FINANCE & CFO AT CHOA, TREASURER FND/MAC/ ECH/ SRCH/ HSOC/ EAS/ EPG DONNA HYLAND- PRESIDENT & CEO AT MAC/ ECH/ SRCH/ EAS/ EPG/ HSOC- CHAIRMAN

Return Reference	Explanation
HOURS DEVOTED TO RELATED ORGANIZATIONS	FORM 990, PART VII ALL MEMBERS OF CHILDREN'S HEALTHCARE OF ATLANTA EXECUTIVE TEAM WORK A MINIMUM OF 50 HOURS PER WEEK THE SPLIT OF THESE HOURS BETWEEN THE PARENT AND GROUP RETURNS IS DETERMINED BY THE INDIVIDUAL'S ROLE AND RESPONSIBILITIES AS WELL AS THE LOCATION OF THE INDIVIDUAL'S PAYROLL EXPENSE INDIVIDUALS WHOSE PAYROLL EXPENSE IS LOCATED AT THE PARENT SPEND 80% OR 40 HOURS OF THEIR WORK WEEK DEVOTED TO CARRYING OUT THE GOALS AND OBJECTIVES OF THE CHOA ORGANIZATION AS A WHOLE THE REMAINING 20% OR 10 HOURS IS DEVOTED TO SPECIFIC GOALS AND TASKS ASSOCIATED WITH ONE OR MORE OF THE ORGANIZATIONS REPRESENTED IN THE GROUP RETURN INDIVIDUALS WHOSE PAYROLL EXPENSE IS LOCATED AT THE SUPPORT ZONE SPEND 80% OR 40 HOURS OF THEIR WORK WEEK DEVOTED TO CARRYING OUT THE GOALS AND OBJECTIVES OF ONE OR MORE OF THE ENTITIES REPRESENTED IN THE GROUP RETURN THE REMAINING 20% OR 10 HOURS IN DEVOTED TO TASKS OR OBJECTIVES RELATED TO THE CHOA ORGANIZATION AS A WHOLE

Return Reference	Explanation
OTHER CHANGES IN NET ASSETS OR FUND BALANCES	FORM 990, PART XI, LINE 9 TRANSFERS BETWEEN ENTITIES \$29,634,600 TOTAL OTHER RECONCILING ITEMS (\$6,438,389) ----- TOTAL OTHER CHANGES \$23,196,211 =====

Return Reference	Explanation
OTHER CHANGES IN NET ASSETS OR FUND BALANCES	Form 990, Part XI, Line 9 Prior to 2015, Childrens Healthcare of Atlanta, Inc accounted for its investments in non-marketable securities without readily determinable fair values where its ownership interest was less than 5% using the cost method of accounting Effective January 1, 2015, Childrens adopted the equity method of accounting for these investments This is a change in accounting principle, and accordingly, the 2014 consolidated financial statements have been retrospectively adjusted to reflect the change

SCHEDULE R
(Form 990)

Department of the Treasury
Internal Revenue Service

Related Organizations and Unrelated Partnerships

► Complete if the organization answered "Yes" on Form 990, Part IV, line 33, 34, 35b, 36, or 37.
► Attach to Form 990. ► Information about Schedule R (Form 990) and its instructions is at www.irs.gov/form990.

Name of the organization
CHILDREN'S HEALTHCARE OF ATLANTA GROUP RETURN

Employer identification number
90-0779996

Part I Identification of Disregarded Entities Complete if the organization answered "Yes" on Form 990, Part IV, line 33.						
(a) Name, address, and EIN (if applicable) of disregarded entity	(b) Primary activity	(c) Legal domicile (state or foreign country)	(d) Total income	(e) End-of-year assets	(f) Direct controlling entity	
(1) CHILDREN'S SEDATION SERVICES LLC 1587 Northeast Expressway Atlanta, GA 30329 81-0582607	Phy Services	GA	1,173,600	0	Egleston Ped	
(2) CHILDREN'S ANESTHESIA SERVICES LLC 1587 Northeast Expressway Atlanta, GA 30329 20-0044124	Phy Services	GA	7,984,587	0	Egleston Ped	
(3) CHOA CENTER FOR PAIN RELIEF LLC 1587 Northeast Expressway Atlanta, GA 30329 32-0185406	Phy Services	GA	428,172	0	Egleston Ped	
(4) PEDIATRIC NEUROSURGERY ASSOCIATES 1587 Northeast Expressway Atlanta, GA 30329 26-0833842	Phy Services	GA	4,145,073	0	Egleston Ped	

Part II Identification of Related Tax-Exempt Organizations Complete if the organization answered "Yes" on Form 990, Part IV, line 34 because it had one or more related tax-exempt organizations during the tax year.

(a) Name, address, and EIN of related organization	(b) Primary activity	(c) Legal domicile (state or foreign country)	(d) Exempt Code section	(e) Public charity status (if section 501(c)(3))	(f) Direct controlling entity	(g) Section 512(b)(13) controlled entity?	
						Yes	No
(1) Children's Healthcare of Atlanta Inc 1587 Northeast Expressway Atlanta, GA 30329 58-2367819	Hlthcre Mgmt	GA	501(c)(3)	11b	NA		No

Part III Identification of Related Organizations Taxable as a Partnership Complete if the organization answered "Yes" on Form 990, Part IV, line 34 because it had one or more related organizations treated as a partnership during the tax year.

(a) Name, address, and EIN of related organization	(b) Primary activity	(c) Legal domicile (state or foreign country)	(d) Direct controlling entity	(e) Predominant income(related, unrelated, excluded from tax under sections 512- 514)	(f) Share of total income	(g) Share of end- of-year assets	(h) Disproportionate allocations?		(i) Code V-UBI amount in box 20 of Schedule K-1 (Form 1065)	(j) General or managing partner?		(k) Percentage ownership
							Yes	No		Yes	No	
(1) MERIDIAN MARK LLC 1587 Northeast Expressway Atlanta, GA 30329 01-0723254	Surgery Center	GA	Scottish Rite	Related	8,599,331	14,036,913		No			No	51.000 %

Part IV Identification of Related Organizations Taxable as a Corporation or Trust Complete if the organization answered "Yes" on Form 990, Part IV, line 34 because it had one or more related organizations treated as a corporation or trust during the tax year.

(a) Name, address, and EIN of related organization	(b) Primary activity	(c) Legal domicile (state or foreign country)	(d) Direct controlling entity	(e) Type of entity (C corp, S corp, or trust)	(f) Share of total income	(g) Share of end- of-year assets	(h) Percentage ownership	(i) Section 512 (b)(13) controlled entity?	
								Yes	No
See Additional Data Table									

Part V Transactions With Related Organizations Complete if the organization answered "Yes" on Form 990, Part IV, line 34, 35b, or 36.

Note. Complete line 1 if any entity is listed in Parts II, III, or IV of this schedule

1 During the tax year, did the organization engage in any of the following transactions with one or more related organizations listed in Parts II-IV?

a Receipt of (i) interest, (ii) annuities, (iii) royalties, or (iv) rent from a controlled entity

b Gift, grant, or capital contribution to related organization(s)

c Gift, grant, or capital contribution from related organization(s)

d Loans or loan guarantees to or for related organization(s)

e Loans or loan guarantees by related organization(s)

f Dividends from related organization(s)

g Sale of assets to related organization(s)

h Purchase of assets from related organization(s)

i Exchange of assets with related organization(s)

j Lease of facilities, equipment, or other assets to related organization(s)

k Lease of facilities, equipment, or other assets from related organization(s)

l Performance of services or membership or fundraising solicitations for related organization(s)

m Performance of services or membership or fundraising solicitations by related organization(s)

n Sharing of facilities, equipment, mailing lists, or other assets with related organization(s)

o Sharing of paid employees with related organization(s)

p Reimbursement paid to related organization(s) for expenses

q Reimbursement paid by related organization(s) for expenses

r Other transfer of cash or property to related organization(s)

s Other transfer of cash or property from related organization(s)

Yes

No

1a

No

1b

Yes

1c

Yes

1d

No

1e

Yes

1f

No

1g

No

1h

No

1i

No

1j

No

1k

No

1l

Yes

1m

Yes

1n

No

1o

Yes

1p

Yes

1q

No

1r

Yes

1s

No

2 If the answer to any of the above is "Yes," see the instructions for information on who must complete this line, including covered relationships and transaction thresholds

(a) Name of related organization	(b) Transaction type (a-s)	(c) Amount involved	(d) Method of determining amount involved
(1) THOMAS EGGLESTON	C	368,516	CASH TRANSFER

Schedule R (Form 990) 2015

Part VII **Supplemental Information**

Provide additional information for responses to questions on Schedule R (see instructions)

Return Reference	Explanation
------------------	-------------

Additional Data

Software ID:
Software Version:
EIN: 90-0779996
Name: CHILDREN'S HEALTHCARE OF ATLANTA GROUP RETURN

Form 990, Schedule R, Part IV - Identification of Related Organizations Taxable as a Corporation or Trust

(a) Name, address, and EIN of related organization	(b) Primary activity	(c) Legal domicile (state or foreign country)	(d) Direct controlling entity	(e) Type of entity (C corp, S corp, S or trust)	(f) Share of total income	(g) Share of end-of- year assets	(h) Percentage ownership	(i) Section 512(b)(13) controlled entity?	
								Yes	No
THE CHILDREN'S HEALTH NETWORK (1) INC 1584 Tullie Circle Atlanta, GA 30329 58-2133795	Healthcare SVCS	GA	CHOA	C Corp	0	0	100 000 %	Yes	
(1) Emory-Egleston Children's Heart Center 2835 BRANDYWINE ROAD SUITE 300 Atlanta, GA 30329 58-1871713	CARDIAC SERVICES	GA	CHOA	C Corp	0	0	100 000 %	Yes	
(2) The Children Care Network 1584 Tullie Circle Atlanta, GA 30329 47-1373158	PHYSICIAN SVCS	GA	CHOA	C Corp	0	0	100 000 %	Yes	
(3) CHARITABLE REMAINDER TRUSTS (2) One West Fourth Street WinstonSalem, NC 27101	SPLIT INT TRUST	NC	NA	T	13,077	559,176			No
(4) CHARITABLE REMAINDER TRUSTS (2) 303 Peachtree Street Atlanta, GA 30303	SPLIT INT TRUST	GA	NA	T	6,049	222,739			No
(5) LAURIE DAVIS WEBSTER TRUST 303 Peachtree Street Atlanta, GA 30303 58-6026013	CHARITABLE TRUST	GA	NA	T	2,160	86,983	100 000 %		No
(6) WE CHAPLIN TRUST 303 Peachtree Street Atlanta, GA 30303 58-6026010	CHARITABLE TRUST	GA	NA	T	330	13,647	100 000 %		No
(7) THOMAS EGLESTON TRUST 303 Peachtree Street Atlanta, GA 30303 58-6026009	CHARITABLE TRUST	GA	NA	T	368,516	20,358,202	100 000 %		No