



See a Social Security Number? Say Something!  
Report Privacy Problems to <https://public.resource.org/privacy>  
Or call the IRS Identity Theft Hotline at 1-800-908-4490



Form **990-PF**

**Return of Private Foundation**

or Section 4947(a)(1) Trust Treated as Private Foundation

OMB No. 1545-0052

**2015**

Department of the Treasury  
Internal Revenue Service

Do not enter social security numbers on this form as it may be made public.

Information about Form 990-PF and its separate instructions is at [www.irs.gov/form990pf](http://www.irs.gov/form990pf)

Open to Public Inspection

For calendar year 2015 or tax year beginning , 2015, and ending , 20

Name of foundation **OTTO REDLICH CHARITABLE TRUST P64149001** A Employer identification number **76-6189212**

Number and street (or P.O. box number if mail is not delivered to street address) Room/suite B Telephone number (see instructions)

**10 S DEARBORN IL1-0117** **866-888-5157**

City or town, state or province, country, and ZIP or foreign postal code

**CHICAGO, IL 60603**

G Check all that apply: Initial return  Final return  Address change  Initial return of a former public charity  Amended return  Name change

H Check type of organization:  Section 501(c)(3) exempt private foundation  Section 4947(a)(1) nonexempt charitable trust  Other taxable private foundation

I Fair market value of all assets at end of year (from Part II, col. (c), line 16) \$ **224,602** J Accounting method:  Cash  Accrual  Other (specify)

(Part I, column (d) must be on cash basis)

**Part I Analysis of Revenue and Expenses** (The total of amounts in columns (b), (c), and (d) may not necessarily equal the amounts in column (a) (see instructions))

	(a) Revenue and expenses per books	(b) Net investment income	(c) Adjusted net income	(d) Disbursements for charitable purposes (cash basis only)
1 Contributions, gifts, grants, etc., received (attach schedule)				
2 Check <input checked="" type="checkbox"/> if the foundation is not required to attach Sch. B.				
3 Interest on savings and temporary cash investments				
4 Dividends and interest from securities	5,005.	4,991.		
5a Gross rents				
b Net rental income or (loss)				
6a Net gain or (loss) from sale of assets not on line 10	2,338.			
b Gross sales price for all assets on line 6a	86,579.			
7 Capital gain net income (from Part IV, line 2)		2,338.		
8 Net short-term capital gain				
9 Income modifications				
10a Gross sales less returns and allowances				
b Less Cost of goods sold				
c Gross profit or (loss) (attach schedule)				
11 Other income (attach schedule)	621.			STMT 1
12 Total. Add lines 1 through 11	7,964.	7,329.		
13 Compensation of officers, directors, trustees, etc.	8,985.	5,391.		3,594.
14 Other employee salaries and wages		NONE	NONE	
15 Pension plans, employee benefits		NONE	NONE	
16a Legal fees (attach schedule)				
b Accounting fees (attach schedule)				
c Other professional fees (attach schedule)				
17 Interest				
18 Taxes (attach schedule) (see instructions)	260.	60.		
19 Depreciation (attach schedule) and depletion				
20 Occupancy				
21 Travel, conferences, and meetings		NONE	NONE	
22 Printing and publications		NONE	NONE	
23 Other expenses (attach schedule)				
24 Total operating and administrative expenses. Add lines 13 through 23.	9,245.	5,451.	NONE	3,594.
25 Contributions, gifts, grants paid	10,000.			10,000.
26 Total expenses and disbursements. Add lines 24 and 25.	19,245.	5,451.	NONE	13,594.
27 Subtract line 26 from line 12				
a Excess of revenue over expenses and disbursements	-11,281.			
b Net investment income (if negative, enter -0-)		1,878.		
c Adjusted net income (if negative, enter -0-)				

SCANNED MAY 16 2016

Rec In Batch/ MAY 09 2016

POSTMARK RECEIVED  
0 4 2 6 2016 0 4 2 9 2016  
CINCINNATI SERVICE CENTER

Part II Balance Sheets		Attached schedules and amounts in the description column should be for end-of-year amounts only (See instructions)	Beginning of year	End of year	
			(a) Book Value	(b) Book Value	(c) Fair Market Value
Assets	1	Cash - non-interest-bearing . . . . .	3,143.	1,063.	1,063.
	2	Savings and temporary cash investments . . . . .	9,948.	7,024.	7,024.
	3	Accounts receivable ▶			
		Less: allowance for doubtful accounts ▶			
	4	Pledges receivable ▶			
		Less: allowance for doubtful accounts ▶			
	5	Grants receivable . . . . .			
	6	Receivables due from officers, directors, trustees, and other disqualified persons (attach schedule) (see instructions) . . . . .			
	7	Other notes and loans receivable (attach schedule) ▶			
		Less: allowance for doubtful accounts ▶ NONE			
	8	Inventories for sale or use . . . . .			
	9	Prepaid expenses and deferred charges . . . . .			
	10a	Investments - U.S. and state government obligations (attach schedule) . . . . .			
	b	Investments - corporate stock (attach schedule) . . . . .	111,507.	113,172.	130,381.
	c	Investments - corporate bonds (attach schedule) . . . . .	55,842.	61,286.	60,212.
	Liabilities	11	Investments - land, buildings, and equipment basis Less: accumulated depreciation (attach schedule) ▶		
12		Investments - mortgage loans . . . . .			
13		Investments - other (attach schedule) . . . . .	39,884.	26,494.	25,922.
14		Land, buildings, and equipment basis Less: accumulated depreciation (attach schedule) ▶			
15		Other assets (describe ▶ )			
16		<b>Total assets</b> (to be completed by all filers - see the instructions. Also, see page 1, item I) . . . . .	220,324.	209,039.	224,602.
17		Accounts payable and accrued expenses . . . . .			
18		Grants payable . . . . .			
19		Deferred revenue . . . . .			
20		Loans from officers, directors, trustees, and other disqualified persons . . . . .			
21	Mortgages and other notes payable (attach schedule) . . . . .				
22	Other liabilities (describe ▶ )				
23	<b>Total liabilities</b> (add lines 17 through 22) . . . . .		NONE		
Net Assets or Fund Balances	Foundations that follow SFAS 117, check here ▶ <input type="checkbox"/> and complete lines 24 through 26 and lines 30 and 31.				
	24	Unrestricted . . . . .			
	25	Temporarily restricted . . . . .			
	26	Permanently restricted . . . . .			
	Foundations that do not follow SFAS 117, check here ▶ <input checked="" type="checkbox"/> and complete lines 27 through 31.				
	27	Capital stock, trust principal, or current funds . . . . .	220,324.	209,039.	
	28	Paid-in or capital surplus, or land, bldg, and equipment fund . . . . .			
29	Retained earnings, accumulated income, endowment, or other funds . . . . .				
30	<b>Total net assets or fund balances</b> (see instructions) . . . . .	220,324.	209,039.		
31	<b>Total liabilities and net assets/fund balances</b> (see instructions) . . . . .	220,324.	209,039.		

Part III Analysis of Changes in Net Assets or Fund Balances			
1	Total net assets or fund balances at beginning of year - Part II, column (a), line 30 (must agree with end-of-year figure reported on prior year's return) . . . . .	1	220,324.
2	Enter amount from Part I, line 27a . . . . .	2	-11,281.
3	Other increases not included in line 2 (itemize) ▶	3	
4	Add lines 1, 2, and 3 . . . . .	4	209,043.
5	Decreases not included in line 2 (itemize) ▶ COST BASIS ADJUSTMENT	5	4.
6	<b>Total net assets or fund balances at end of year</b> (line 4 minus line 5) - Part II, column (b), line 30 . . . . .	6	209,039.

**Part IV Capital Gains and Losses for Tax on Investment Income**

(a) List and describe the kind(s) of property sold (e.g., real estate, 2-story brick warehouse; or common stock, 200 shs. MLC Co)

	(b) How acquired P - Purchase D - Donation	(c) Date acquired (mo., day, yr.)	(d) Date sold (mo., day, yr.)
<b>1a</b> PUBLICLY TRADED SECURITIES			
<b>b</b>			
<b>c</b>			
<b>d</b>			
<b>e</b>			

	(e) Gross sales price	(f) Depreciation allowed (or allowable)	(g) Cost or other basis plus expense of sale	(h) Gain or (loss) (e) plus (f) minus (g)
<b>a</b>	86,579.		84,241.	2,338.
<b>b</b>				
<b>c</b>				
<b>d</b>				
<b>e</b>				

Complete only for assets showing gain in column (h) and owned by the foundation on 12/31/69

	(i) F.M.V. as of 12/31/69	(j) Adjusted basis as of 12/31/69	(k) Excess of col. (i) over col. (j), if any	(l) Gains (Col. (h) gain minus col. (k), but not less than -0-) or Losses (from col. (h))
<b>a</b>				2,338.
<b>b</b>				
<b>c</b>				
<b>d</b>				
<b>e</b>				

<b>2</b> Capital gain net income or (net capital loss)	{ If gain, also enter in Part I, line 7 If (loss), enter -0- in Part I, line 7 }	<b>2</b>	2,338.
<b>3</b> Net short-term capital gain or (loss) as defined in sections 1222(5) and (6): If gain, also enter in Part I, line 8, column (c) (see instructions). If (loss), enter -0- in Part I, line 8		<b>3</b>	

**Part V Qualification Under Section 4940(e) for Reduced Tax on Net Investment Income**

(For optional use by domestic private foundations subject to the section 4940(a) tax on net investment income.)

If section 4940(d)(2) applies, leave this part blank.

Was the foundation liable for the section 4942 tax on the distributable amount of any year in the base period?  Yes  No  
 If "Yes," the foundation does not qualify under section 4940(e). Do not complete this part.

**1** Enter the appropriate amount in each column for each year; see the instructions before making any entries.

(a) Base period years Calendar year (or tax year beginning in)	(b) Adjusted qualifying distributions	(c) Net value of noncharitable-use assets	(d) Distribution ratio (col. (b) divided by col. (c))
2014	11,624.	251,149.	0.046283
2013	11,512.	241,590.	0.047651
2012	12,096.	237,547.	0.050920
2011	13,177.	245,770.	0.053615
2010	13,317.	245,593.	0.054224

<b>2</b> Total of line 1, column (d)	<b>2</b>	0.252693
<b>3</b> Average distribution ratio for the 5-year base period - divide the total on line 2 by 5, or by the number of years the foundation has been in existence if less than 5 years	<b>3</b>	0.050539
<b>4</b> Enter the net value of noncharitable-use assets for 2015 from Part X, line 5	<b>4</b>	238,860.
<b>5</b> Multiply line 4 by line 3	<b>5</b>	12,072.
<b>6</b> Enter 1% of net investment income (1% of Part I, line 27b)	<b>6</b>	19.
<b>7</b> Add lines 5 and 6	<b>7</b>	12,091.
<b>8</b> Enter qualifying distributions from Part XII, line 4 If line 8 is equal to or greater than line 7, check the box in Part VI, line 1b, and complete that part using a 1% tax rate. See the Part VI instructions.	<b>8</b>	13,594.

Part VI Excise Tax Based on Investment Income (Section 4940(a), 4940(b), 4940(e), or 4948 - see instructions)

Table with 11 rows for excise tax calculations. Includes categories like 'Exempt operating foundations', 'Domestic foundations', 'Tax under section 511', and 'Credits/Payments'. Total tax based on investment income is 19.

Part VII-A Statements Regarding Activities

Table with 10 rows for activity statements. Includes questions about influencing legislation, political purposes, Form 1120-POL, tax on political expenditures, and substantial contributors. Includes a table with 'Yes' and 'No' columns.

Part VII-A Statements Regarding Activities (continued)

11 At any time during the year, did the foundation, directly or indirectly, own a controlled entity within the meaning of section 512(b)(13)? If "Yes," attach schedule (see instructions) . . . . . 11 Yes No X
12 Did the foundation make a distribution to a donor advised fund over which the foundation or a disqualified person had advisory privileges? If "Yes," attach statement (see instructions) . . . . . 12 Yes No X
13 Did the foundation comply with the public inspection requirements for its annual returns and exemption application? Website address N/A . . . . . 13 Yes No X
14 The books are in care of JP MORGAN CHASE BANK, N.A Telephone no. (866) 888-5157 Located at 10 S DEARBORN, ST;MC; IL-10117, CHICAGO, IL ZIP+4 60603 . . . . .
15 Section 4947(a)(1) nonexempt charitable trusts filing Form 990-PF in lieu of Form 1041 - Check here . . . . . 15 and enter the amount of tax-exempt interest received or accrued during the year . . . . . 15
16 At any time during calendar year 2015, did the foundation have an interest in or a signature or other authority over a bank, securities, or other financial account in a foreign country? . . . . . 16 Yes No X
See the instructions for exceptions and filing requirements for FinCEN Form 114. If "Yes," enter the name of the foreign country

Part VII-B Statements Regarding Activities for Which Form 4720 May Be Required

File Form 4720 if any item is checked in the "Yes" column, unless an exception applies.

1a During the year did the foundation (either directly or indirectly)
(1) Engage in the sale or exchange, or leasing of property with a disqualified person? . . . . . Yes X No
(2) Borrow money from, lend money to, or otherwise extend credit to (or accept it from) a disqualified person? . . . . . Yes X No
(3) Furnish goods, services, or facilities to (or accept them from) a disqualified person? . . . . . Yes X No
(4) Pay compensation to, or pay or reimburse the expenses of, a disqualified person? . . . . . X Yes No
(5) Transfer any income or assets to a disqualified person (or make any of either available for the benefit or use of a disqualified person)? . . . . . Yes X No
(6) Agree to pay money or property to a government official? (Exception. Check "No" if the foundation agreed to make a grant to or to employ the official for a period after termination of government service, if terminating within 90 days.) . . . . . Yes X No
b If any answer is "Yes" to 1a(1)-(6), did any of the acts fail to qualify under the exceptions described in Regulations section 53.4941(d)-3 or in a current notice regarding disaster assistance (see instructions)? . . . . . 1b Yes No X
Organizations relying on a current notice regarding disaster assistance check here . . . . .
c Did the foundation engage in a prior year in any of the acts described in 1a, other than excepted acts, that were not corrected before the first day of the tax year beginning in 2015? . . . . . 1c Yes No X
2 Taxes on failure to distribute income (section 4942) (does not apply for years the foundation was a private operating foundation defined in section 4942(j)(3) or 4942(j)(5))
a At the end of tax year 2015, did the foundation have any undistributed income (lines 6d and 6e, Part XIII) for tax year(s) beginning before 2015? . . . . . Yes X No
If "Yes," list the years
b Are there any years listed in 2a for which the foundation is not applying the provisions of section 4942(a)(2) (relating to incorrect valuation of assets) to the year's undistributed income? (If applying section 4942(a)(2) to all years listed, answer "No" and attach statement - see instructions.) . . . . . 2b Yes No X
c If the provisions of section 4942(a)(2) are being applied to any of the years listed in 2a, list the years here.
3a Did the foundation hold more than a 2% direct or indirect interest in any business enterprise at any time during the year? . . . . . Yes X No
b If "Yes," did it have excess business holdings in 2015 as a result of (1) any purchase by the foundation or disqualified persons after May 26, 1969; (2) the lapse of the 5-year period (or longer period approved by the Commissioner under section 4943(c)(7)) to dispose of holdings acquired by gift or bequest; or (3) the lapse of the 10-, 15-, or 20-year first phase holding period? (Use Schedule C, Form 4720, to determine if the foundation had excess business holdings in 2015) . . . . . 3b Yes No X
4a Did the foundation invest during the year any amount in a manner that would jeopardize its charitable purposes? . . . . . 4a Yes No X
b Did the foundation make any investment in a prior year (but after December 31, 1969) that could jeopardize its charitable purpose that had not been removed from jeopardy before the first day of the tax year beginning in 2015? . . . . . 4b Yes No X

**Part VII-B Statements Regarding Activities for Which Form 4720 May Be Required (continued)**

5a During the year did the foundation pay or incur any amount to:

(1) Carry on propaganda, or otherwise attempt to influence legislation (section 4945(e))?. . . . .  Yes  No

(2) Influence the outcome of any specific public election (see section 4955), or to carry on, directly or indirectly, any voter registration drive?. . . . .  Yes  No

(3) Provide a grant to an individual for travel, study, or other similar purposes? . . . . .  Yes  No

(4) Provide a grant to an organization other than a charitable, etc., organization described in section 4945(d)(4)(A)? (see instructions). . . . .  Yes  No

(5) Provide for any purpose other than religious, charitable, scientific, literary, or educational purposes, or for the prevention of cruelty to children or animals? . . . . .  Yes  No

b If any answer is "Yes" to 5a(1)-(5), did any of the transactions fail to qualify under the exceptions described in Regulations section 53.4945 or in a current notice regarding disaster assistance (see instructions)? . . . . .  Yes  No

Organizations relying on a current notice regarding disaster assistance check here . . . . .

c If the answer is "Yes" to question 5a(4), does the foundation claim exemption from the tax because it maintained expenditure responsibility for the grant? . . . . .  Yes  No

If "Yes," attach the statement required by Regulations section 53.4945-5(d)

6a Did the foundation, during the year, receive any funds, directly or indirectly, to pay premiums on a personal benefit contract? . . . . .  Yes  No

b Did the foundation, during the year, pay premiums, directly or indirectly, on a personal benefit contract? . . . . .  Yes  No

If "Yes" to 6b, file Form 8870

7a At any time during the tax year, was the foundation a party to a prohibited tax shelter transaction? . . . . .  Yes  No

b If "Yes," did the foundation receive any proceeds or have any net income attributable to the transaction? . . . . .  Yes  No

**Part VIII Information About Officers, Directors, Trustees, Foundation Managers, Highly Paid Employees, and Contractors**

1 List all officers, directors, trustees, foundation managers and their compensation (see instructions).

(a) Name and address	(b) Title, and average hours per week devoted to position	(c) Compensation (if not paid, enter -0-)	(d) Contributions to employee benefit plans and deferred compensation	(e) Expense account, other allowances
JP MORGAN CHASE BANK, N A 10 S DEARBORN IL-10117, CHICAGO, IL 60603	TRUSTEE 2	8,985.	-0-	-0-

2 Compensation of five highest-paid employees (other than those included on line 1 - see instructions). If none, enter "NONE."

(a) Name and address of each employee paid more than \$50,000	(b) Title, and average hours per week devoted to position	(c) Compensation	(d) Contributions to employee benefit plans and deferred compensation	(e) Expense account, other allowances
NONE		NONE	NONE	NONE

Total number of other employees paid over \$50,000 . . . . .  NONE

**Part VIII Information About Officers, Directors, Trustees, Foundation Managers, Highly Paid Employees, and Contractors (continued)**

**3 Five highest-paid independent contractors for professional services (see instructions). If none, enter "NONE."**

(a) Name and address of each person paid more than \$50,000	(b) Type of service	(c) Compensation
NONE		NONE
<b>Total number of others receiving over \$50,000 for professional services . . . . .</b>		NONE

**Part IX-A Summary of Direct Charitable Activities**

List the foundation's four largest direct charitable activities during the tax year. Include relevant statistical information such as the number of organizations and other beneficiaries served, conferences convened, research papers produced, etc	Expenses
1 NONE	
2	
3	
4	

**Part IX-B Summary of Program-Related Investments (see instructions)**

Describe the two largest program-related investments made by the foundation during the tax year on lines 1 and 2	Amount	
1 NONE		
2		
All other program-related investments See instructions 3 NONE		
<b>Total. Add lines 1 through 3 . . . . .</b>		

**Part X Minimum Investment Return** (All domestic foundations must complete this part. Foreign foundations, see instructions.)

<b>1</b>	Fair market value of assets not used (or held for use) directly in carrying out charitable, etc., purposes:		
<b>a</b>	Average monthly fair market value of securities . . . . .	<b>1a</b>	228,290.
<b>b</b>	Average of monthly cash balances . . . . .	<b>1b</b>	14,207.
<b>c</b>	Fair market value of all other assets (see instructions). . . . .	<b>1c</b>	NONE
<b>d</b>	<b>Total</b> (add lines 1a, b, and c) . . . . .	<b>1d</b>	242,497.
<b>e</b>	Reduction claimed for blockage or other factors reported on lines 1a and 1c (attach detailed explanation) . . . . .	<b>1e</b>	
<b>2</b>	Acquisition indebtedness applicable to line 1 assets . . . . .	<b>2</b>	NONE
<b>3</b>	Subtract line 2 from line 1d . . . . .	<b>3</b>	242,497.
<b>4</b>	Cash deemed held for charitable activities. Enter 1 1/2% of line 3 (for greater amount, see instructions). . . . .	<b>4</b>	3,637.
<b>5</b>	<b>Net value of noncharitable-use assets.</b> Subtract line 4 from line 3. Enter here and on Part V, line 4	<b>5</b>	238,860.
<b>6</b>	<b>Minimum investment return.</b> Enter 5% of line 5 . . . . .	<b>6</b>	11,943.

**Part XI Distributable Amount** (see instructions) (Section 4942(j)(3) and (j)(5) private operating foundations and certain foreign organizations check here  and do not complete this part.)

<b>1</b>	Minimum investment return from Part X, line 6 . . . . .	<b>1</b>	11,943.
<b>2a</b>	Tax on investment income for 2015 from Part VI, line 5 . . . . .	<b>2a</b>	19.
<b>b</b>	Income tax for 2015. (This does not include the tax from Part VI.) . . . . .	<b>2b</b>	
<b>c</b>	Add lines 2a and 2b . . . . .	<b>2c</b>	19.
<b>3</b>	Distributable amount before adjustments. Subtract line 2c from line 1 . . . . .	<b>3</b>	11,924.
<b>4</b>	Recoveries of amounts treated as qualifying distributions . . . . .	<b>4</b>	NONE
<b>5</b>	Add lines 3 and 4 . . . . .	<b>5</b>	11,924.
<b>6</b>	Deduction from distributable amount (see instructions). . . . .	<b>6</b>	NONE
<b>7</b>	<b>Distributable amount</b> as adjusted. Subtract line 6 from line 5. Enter here and on Part XIII, line 1 . . . . .	<b>7</b>	11,924.

**Part XII Qualifying Distributions** (see instructions)

<b>1</b>	Amounts paid (including administrative expenses) to accomplish charitable, etc., purposes:		
<b>a</b>	Expenses, contributions, gifts, etc. - total from Part I, column (d), line 26 . . . . .	<b>1a</b>	13,594.
<b>b</b>	Program-related investments - total from Part IX-B . . . . .	<b>1b</b>	
<b>2</b>	Amounts paid to acquire assets used (or held for use) directly in carrying out charitable, etc., purposes . . . . .	<b>2</b>	NONE
<b>3</b>	Amounts set aside for specific charitable projects that satisfy the:		
<b>a</b>	Suitability test (prior IRS approval required) . . . . .	<b>3a</b>	NONE
<b>b</b>	Cash distribution test (attach the required schedule) . . . . .	<b>3b</b>	NONE
<b>4</b>	<b>Qualifying distributions.</b> Add lines 1a through 3b. Enter here and on Part V, line 8, and Part XIII, line 4	<b>4</b>	13,594.
<b>5</b>	Foundations that qualify under section 4940(e) for the reduced rate of tax on net investment income. Enter 1% of Part I, line 27b (see instructions) . . . . .	<b>5</b>	19.
<b>6</b>	<b>Adjusted qualifying distributions.</b> Subtract line 5 from line 4 . . . . .	<b>6</b>	13,575.

**Note.** The amount on line 6 will be used in Part V, column (b), in subsequent years when calculating whether the foundation qualifies for the section 4940(e) reduction of tax in those years.

**Part XIII Undistributed Income** (see instructions)

	(a) Corpus	(b) Years prior to 2014	(c) 2014	(d) 2015
<b>1</b> Distributable amount for 2015 from Part XI, line 7 . . . . .				11,924.
<b>2</b> Undistributed income, if any, as of the end of 2015				
<b>a</b> Enter amount for 2014 only. . . . .			9,762.	
<b>b</b> Total for prior years 20 <u>13</u> , 20 <u>  </u> , 20 <u>  </u>		NONE		
<b>3</b> Excess distributions carryover, if any, to 2015				
<b>a</b> From 2010 . . . . .	NONE			
<b>b</b> From 2011 . . . . .	NONE			
<b>c</b> From 2012 . . . . .	NONE			
<b>d</b> From 2013 . . . . .	NONE			
<b>e</b> From 2014 . . . . .	NONE			
<b>f</b> Total of lines 3a through e . . . . .	NONE			
<b>4</b> Qualifying distributions for 2015 from Part XII, line 4 ▶ \$ <u>13,594.</u>				
<b>a</b> Applied to 2014, but not more than line 2a . . . . .			9,762.	
<b>b</b> Applied to undistributed income of prior years (Election required - see instructions) . . . . .		NONE		
<b>c</b> Treated as distributions out of corpus (Election required - see instructions) . . . . .	NONE			
<b>d</b> Applied to 2015 distributable amount . . . . .				3,832.
<b>e</b> Remaining amount distributed out of corpus . . . . .	NONE			
<b>5</b> Excess distributions carryover applied to 2015 . (If an amount appears in column (d), the same amount must be shown in column (a) )	NONE			NONE
<b>6</b> Enter the net total of each column as indicated below:				
<b>a</b> Corpus. Add lines 3f, 4c, and 4e Subtract line 5	NONE			
<b>b</b> Prior years' undistributed income Subtract line 4b from line 2b. . . . .		NONE		
<b>c</b> Enter the amount of prior years' undistributed income for which a notice of deficiency has been issued, or on which the section 4942(a) tax has been previously assessed . . . . .		NONE		
<b>d</b> Subtract line 6c from line 6b. Taxable amount - see instructions . . . . .		NONE		
<b>e</b> Undistributed income for 2014. Subtract line 4a from line 2a. Taxable amount - see instructions . . . . .				
<b>f</b> Undistributed income for 2015. Subtract lines 4d and 5 from line 1 This amount must be distributed in 2016 . . . . .				8,092.
<b>7</b> Amounts treated as distributions out of corpus to satisfy requirements imposed by section 170(b)(1)(F) or 4942(g)(3) (Election may be required - see instructions) . . . . .	NONE			
<b>8</b> Excess distributions carryover from 2010 not applied on line 5 or line 7 (see instructions) . . . . .	NONE			
<b>9</b> Excess distributions carryover to 2016. Subtract lines 7 and 8 from line 6a . . . . .	NONE			
<b>10</b> Analysis of line 9.				
<b>a</b> Excess from 2011 . . . . .	NONE			
<b>b</b> Excess from 2012 . . . . .	NONE			
<b>c</b> Excess from 2013 . . . . .	NONE			
<b>d</b> Excess from 2014 . . . . .	NONE			
<b>e</b> Excess from 2015 . . . . .	NONE			

Part XIV Private Operating Foundations (see instructions and Part VII-A, question 9)

NOT APPLICABLE

1a If the foundation has received a ruling or determination letter that it is a private operating foundation, and the ruling is effective for 2015, enter the date of the ruling . . . . .

b Check box to indicate whether the foundation is a private operating foundation described in section 4942(j)(3) or 4942(j)(5)

Table with columns: Tax year (a) 2015, Prior 3 years (b) 2014, (c) 2013, (d) 2012, (e) Total. Rows include: 2a Adjusted net income, 2b 85% of line 2a, 2c Qualifying distributions from Part XII, 2d Amounts included in line 2c not used directly for active conduct of exempt activities, 2e Qualifying distributions made directly for active conduct of exempt activities, 3 Complete 3a, b, or c for the alternative test relied upon (Assets, Endowment, Support).

Part XV Supplementary Information (Complete this part only if the foundation had \$5,000 or more in assets at any time during the year - see instructions.)

1 Information Regarding Foundation Managers:

a List any managers of the foundation who have contributed more than 2% of the total contributions received by the foundation before the close of any tax year (but only if they have contributed more than \$5,000). (See section 507(d)(2).)

N/A

b List any managers of the foundation who own 10% or more of the stock of a corporation (or an equally large portion of the ownership of a partnership or other entity) of which the foundation has a 10% or greater interest.

N/A

2 Information Regarding Contribution, Grant, Gift, Loan, Scholarship, etc., Programs:

Check here [X] if the foundation only makes contributions to preselected charitable organizations and does not accept unsolicited requests for funds. If the foundation makes gifts, grants, etc (see instructions) to individuals or organizations under other conditions, complete items 2a, b, c, and d.

a The name, address, and telephone number or e-mail address of the person to whom applications should be addressed:

b The form in which applications should be submitted and information and materials they should include:

c Any submission deadlines:

d Any restrictions or limitations on awards, such as by geographical areas, charitable fields, kinds of institutions, or other factors:

**Part XV** Supplementary Information *(continued)*

**3 Grants and Contributions Paid During the Year or Approved for Future Payment**

Recipient Name and address (home or business)	If recipient is an individual, show any relationship to any foundation manager or substantial contributor	Foundation status of recipient	Purpose of grant or contribution	Amount
<p><b>a Paid during the year</b></p> <p>TEXAS SCOTTISH RITE HOSPITAL 2222 WELBORN STREET Dallas TX 75219</p>	NONE	PC	GENERAL	10,000.
<b>Total</b> . . . . . ▶ <b>3a</b>				10,000.
<b>b Approved for future payment</b>				
<b>Total</b> . . . . . ▶ <b>3b</b>				

Part XVI-A Analysis of Income-Producing Activities

Enter gross amounts unless otherwise indicated

Table with 5 main columns: (a) Business code, (b) Amount, (c) Exclusion code, (d) Amount, (e) Related or exempt function income. Rows include Program service revenue, Membership dues, Interest on savings, Dividends, Net rental income, Other investment income, Gain or loss from sales, and Subtotal.

Part XVI-B Relationship of Activities to the Accomplishment of Exempt Purposes

Table with 2 columns: Line No. and Explain below how each activity for which income is reported in column (e) of Part XVI-A contributed importantly to the accomplishment of the foundation's exempt purposes. Includes the text 'NOT APPLICABLE'.



FORM 990PF, PART I - OTHER INCOME  
=====

DESCRIPTION -----	REVENUE AND EXPENSES PER BOOKS -----
DEFERRED INCOME	621.
TOTALS	----- 621. =====

FORM 990PF, PART I - TAXES

=====

DESCRIPTION	REVENUE AND EXPENSES PER BOOKS	NET INVESTMENT INCOME
-----	-----	-----
FEDERAL TAX PAYMENT - PRIOR YE	200.	
FOREIGN TAXES ON QUALIFIED FOR	50.	50.
FOREIGN TAXES ON NONQUALIFIED	10.	10.
TOTALS	260.	60.
	=====	=====



JPMorgan Chase Bank, N.A.  
 2200 Ross Ave Fl 10, Dallas TX 75201-2787

OTTO REDLICH CHARITABLE TRUST ACCT. P64149001  
 For the Period 1/1/15 to 12/31/15

## Fiduciary Account

J.P. Morgan Team	
Randal Rose	817/856-3246
Larry Bothe	817/884-4022
Melissa Hayes	817/884-4793
Lyndon Westerberg	817/884-4106
Matthew Gonzalez	877/576-2879
Saeed Bowers	
Online access	<a href="http://www.jpmorganonline.com">www.jpmorganonline.com</a>

Table of Contents	Page
Account Summary	2
Holdings	
Equity	5
Alternative Assets	9
Cash & Fixed Income	10
Portfolio Activity	13

## Client News

Please review the information about potential conflicts of interest at the end of your statement.

### Information on Structured Products Fees in discretionary trust portfolios

Effective September 22, 2015, in connection with acting as discretionary trustee for trust accounts, J.P. Morgan or its affiliates no longer earn a mark-up at the time of purchase, or a product fee for structured products. This change does not affect the fees earned by the issuer that are embedded in the structured product.

Please see disclosures located at the end of this statement package for important information relating to each J.P. Morgan account(s).

J.P. Morgan

000006309 15 0 15 00007 SCHMHA 20160105

Page 1 of 39



OTTO REDLICH CHARITABLE TRUST ACCT. P64149001  
For the Period 1/1/15 to 12/31/15

## Account Summary

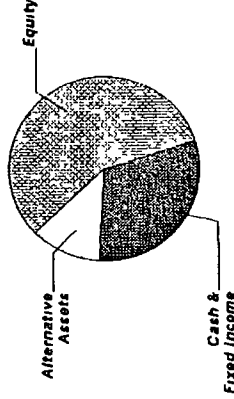
### PRINCIPAL

Asset Allocation	Beginning Market Value	Ending Market Value	Change In Value	Estimated Annual Income	Current Allocation
Equity	137,412.45	130,381.38	(7,031.07)	2,493.75	57%
Alternative Assets	38,563.50	25,921.74	(12,641.76)	390.25	12%
Cash & Fixed Income	66,479.84	67,236.00	756.16	1,732.66	31%
<b>Market Value</b>	<b>\$242,455.79</b>	<b>\$223,539.12</b>	<b>(\$18,916.67)</b>	<b>\$4,616.66</b>	<b>100%</b>

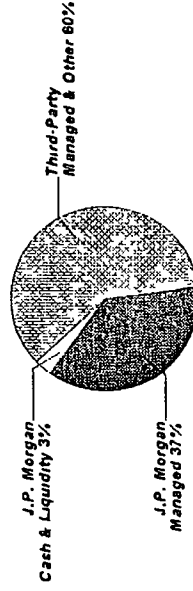
### INCOME

Cash Position	Beginning Market Value	Ending Market Value	Change In Value
Cash Balance	3,142.89	1,063.16	(2,079.73)
Accruals	146.72	263.86	117.14
<b>Market Value</b>	<b>\$3,289.61</b>	<b>\$1,327.02</b>	<b>(\$1,962.59)</b>

### Asset Allocation



### Manager Allocation \*



\* J.P. Morgan Managed includes mutual funds, other registered funds and hedge funds managed by J.P. Morgan and structured products issued by J.P. Morgan. Third-Party Managed & Other includes mutual funds, exchange traded funds, hedge funds, and separately managed accounts managed by parties other than J.P. Morgan, separately managed accounts managed by J.P. Morgan where a party other than J.P. Morgan is the appointed investment advisor, structured products and exchange traded notes issued by parties other than J.P. Morgan, investment conduits investing in non-J.P. Morgan managed hedge funds, where J.P. Morgan is solely administrator to the conduit, and other investments not managed or issued by J.P. Morgan. J.P. Morgan Cash & Liquidity Funds includes cash, J.P. Morgan deposit sweeps and J.P. Morgan money market mutual funds. See important information about investment principles and conflicts in the disclosures section.



OTTO REDLICH CHARITABLE TRUST ACCT. P64149001  
For the Period 1/1/15 to 12/31/15



0054073888031017412946  
0064073067001001002946

Account Summary CONTINUED

Portfolio Activity	PRINCIPAL		INCOME	
	Current Period Value	Year-to-Date Value	Current Period Value	Year-to-Date Value
Beginning Market Value	242,455.79	242,455.79	3,142.89	3,142.89
Additions			7,390.00	7,390.00
Withdrawals & Fees	(11,539.83)	(11,539.83)	(14,349.89)	(14,349.89)
Net Additions/Withdrawals	(\$11,539.83)	(\$11,539.83)	(\$6,959.89)	(\$6,959.89)
Income			4,880.16	4,880.16
Change In Investment Value	(7,376.84)	(7,376.84)		
Ending Market Value	\$223,539.12	\$223,539.12	\$1,063.16	\$1,063.16
Accruals	--	--	263.86	263.86
Market Value with Accruals	--	--	\$1,327.02	\$1,327.02

Tax Summary	Current Period Value	Year-to-Date Value
	Domestic Dividends/Distributions	4,876.43
Interest Income	3.73	3.73
Taxable Income	\$4,880.16	\$4,880.16

	Current Period Value	Year-to-Date Value
	LT Capital Gain Distributions	2,732.58
ST Realized Gain/Loss	(1,971.68)	(1,971.68)
LT Realized Gain/Loss	1,575.68	1,575.68
Realized Gain/Loss	\$2,336.58	\$2,336.58

	To-Date Value
Unrealized Gain/Loss	\$15,563.35

J.P.Morgan



OTTO REDLICH CHARITABLE TRUST ACCT. P64149001  
For the Period 1/1/15 to 12/31/15

**Account Summary** CONTINUED

<b>Cost Summary</b>	<b>Cost</b>
Equity	113,171.52
Cash & Fixed Income	68,310.39
<b>Total</b>	<b>\$181,481.91</b>

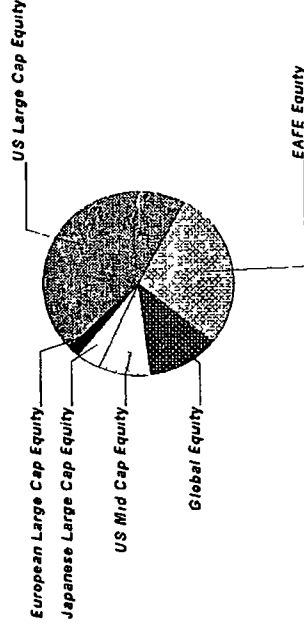


OTTO REDLICH CHARITABLE TRUST ACCT. P64149001  
For the Period 1/1/15 to 12/31/15

## Equity Summary

Asset Categories	Beginning Market Value	Ending Market Value	Change In Value	Current Allocation
US Large Cap Equity	56,913.84	58,951.29	2,037.45	26%
US Mid Cap Equity	15,767.30	12,180.55	(3,586.75)	5%
EAFE Equity	38,048.92	36,298.51	(1,750.41)	16%
European Large Cap Equity	0.00	2,244.60	2,244.60	1%
Japanese Large Cap Equity	2,738.12	4,154.46	1,416.34	2%
Asia ex-Japan Equity	9,471.59	0.00	(9,471.59)	
Global Equity	14,472.68	16,551.97	2,079.29	7%
<b>Total Value</b>	<b>\$137,412.45</b>	<b>\$130,381.38</b>	<b>(\$7,031.07)</b>	<b>57%</b>

Market Value/Cost	Current Period Value
Market Value	130,381.38
Tax Cost	113,171.52
Unrealized Gain/Loss	17,209.86
Estimated Annual Income	2,493.75
Accrued Dividends	263.55
Yield	1.91%



Equity as a percentage of your portfolio - 57 %

J.P.Morgan



OTTO REDLICH CHARITABLE TRUST ACCT. P64149001  
For the Period 1/1/15 to 12/31/15

## Equity Detail

	Price	Quantity	Value	Adjusted Tax Cost Original Cost	Unrealized Gain/Loss	Est Annual Inc Accrued Div.	Yield
<b>US Large Cap Equity</b>							
HARTFORD CAPITAL APPRECH- 416649-30-9 ITHI X	34.37	120,369	4,137.08	3,612.79	524.29	28.04	0.68%
JPM INTREPID AMER FD - SEL FUND 1206 4812A2-10-8 JPIA X	35.62	158,629	5,650.36	3,951.46	1,698.90	8.72	0.15%
JPM US EQ FD - INSTL FUND 1382 4812A1-14-2 JMUE X	13.80	622,249	8,587.04	5,526.94	3,060.10	95.82	1.12%
NEUBERGER BER MU/C OPP-INS 64122Q-30-9 NMUL X	15.04	569,762	8,569.22	6,375.64	2,193.58	77.48	0.90%
SPDR S&P 500 ETF TRUST 78462F-10-3 SPY	203.87	157,000	32,007.59	27,089.53	4,918.06	660.34 190.21	2.06%
<b>Total US Large Cap Equity</b>			<b>\$58,951.29</b>	<b>\$46,556.36</b>	<b>\$12,394.93</b>	<b>\$870.40 \$190.21</b>	<b>1.47%</b>
<b>US Mid Cap Equity</b>							
ISHARES CORE S&P MIDCAP ETF 464287-50-7 IJH	139.32	64,000	8,916.48	7,007.52	1,908.96	139.20	1.56%
JPM MKT EXP ENH INDEX FD - SEL FUND 3708 4812C1-63-7 PGMIX	10.19	320,321	3,264.07	2,158.96	1,105.11	39.07	1.20%
<b>Total US Mid Cap Equity</b>			<b>\$12,180.55</b>	<b>\$9,166.48</b>	<b>\$3,014.07</b>	<b>\$178.27</b>	<b>1.46%</b>

J.P. Morgan



OTTO REDLICH CHARITABLE TRUST ACCT. PB4149001  
For the Period 1/1/15 to 12/31/15



0054073888031017412948  
0064073067001001002948

	Price	Quantity	Value	Adjusted Tax Cost Original Cost	Unrealized Gain/Loss	Est Annual Inc Accrued Div	Yield
<b>EAFE Equity</b>							
ARTISAN INTL VALUE FD-ADV 04314H-66-7 APDK X	31 70	200 220	6,346 97	5,570 83	776 14		
ISHA CURR HEDGED MSCI EAFE 46434V-80-3 HEFA	25 40	365 000	9,271 00	9,417 57	(146.57)	241.63 73 34	2 61%
ISHARES MSCI EAFE INDEX FUND 464287-46-5 EFA	58 72	114 000	6,694 08	6,862 81	(168 73)	184 68	2 76%
MFS INTL VALUE-I 55273E-82-2 MINI X	35 72	204 099	7,290 42	5,139 97	2,150 45	108 78	1 49%
OAKMARK INTERNATIONAL-I 413838-20-2 OAKI X	21 36	313 485	6,696 04	7,724 27	(1,028 23)	155.48	2 32%
<b>Total EAFE Equity</b>			<b>\$36,298.51</b>	<b>\$34,715.45</b>	<b>\$1,583.06</b>	<b>\$690.57</b> <b>\$73.34</b>	<b>1.90%</b>
<b>European Large Cap Equity</b>							
VANGUARD FTSE EUROPE ETF 922042-87-4 VGK	49 88	45 000	2,244.60	2,472 97	(228 37)	72 99	3 25%
<b>Japanese Large Cap Equity</b>							
BROWN ADV JAPAN ALPHA OPP-IS 115233-57-9 BAFJ X	10 88	381 844	4,154 46	4,367 37	(212 91)	362 36	8 72%



OTTO REDLICH CHARITABLE TRUST ACCT. P64149001  
For the Period 1/1/15 to 12/31/15

	Price	Quantity	Value	Adjusted Tax Cost Original Cost	Unrealized Gain/Loss	Est Annual Inc Accrued Div	Yield
<b>Global Equity</b>							
JPM GLBL RES ENH INDEX FD - SEL FUND 3457 46637K-51-3 JEIT X	17.84	927 801	16,551 97	15,892 89	659.08	319.16	1 93%



OTTO REDLICH CHARITABLE TRUST ACCT. P64149001  
For the Period 1/1/15 to 12/31/15



0054073888031017412949  
0064073067001001002949

## Alternative Assets Summary

Asset Categories	Beginning Estimated Value	Ending Estimated Value	Change In Value	Current Allocation
Hedge Funds	33,006.49	25,921.74	(7,084.75)	12%
Hard Assets	5,557.01	0.00	(5,557.01)	
<b>Total Value</b>	<b>\$38,563.50</b>	<b>\$25,921.74</b>	<b>(\$12,641.76)</b>	<b>12%</b>

## Alternative Assets Detail

	Price	Quantity	Estimated Value	Cost
<b>Hedge Funds</b>				
EQUINOX FDS TR	9.89	458.743	4,536.97	4,670.00
IPM SYSTMATC I				
29446A-71-0 EQUIP X				
EQUINOX CAMPBELL STRATEGY-I	11.00	435.132	4,786.45	4,636.00
29446A-81-9 EBSI X				
GATEWAY FD-Y	29.71	162.993	4,842.52	4,369.99
367829-88-4 GTEY X				
GOTHAM ABSOLUTE RETURN-INS	12.31	373.541	4,598.29	4,995.00
360873-13-7 GARI X				
PIMCO UNCONSTRAINED BOND-P	10.31	464.726	4,791.33	5,323.28
72201M-45-3 PUCP X				
PRUDENTIAL ABS RET BND-Z	9.40	251.721	2,366.18	2,499.59
74441J-82-9 PADZ X				
<b>Total Hedge Funds</b>			<b>\$25,921.74</b>	<b>\$26,493.86</b>

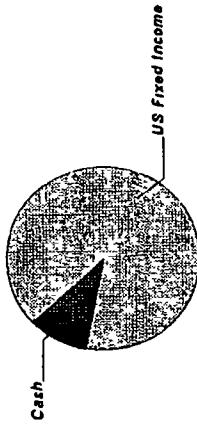
J.P. Morgan



OTTO REDLICH CHARITABLE TRUST ACCT. P84149001  
For the Period 1/1/15 to 12/31/15

## Cash & Fixed Income Summary

Asset Categories	Beginning Market Value	Ending Market Value	Change In Value	Current Allocation
Cash	9,948.45	7,023.90	(2,924.55)	3%
US Fixed Income	56,531.39	60,212.10	3,680.71	28%
<b>Total Value</b>	<b>\$66,479.84</b>	<b>\$67,236.00</b>	<b>\$756.16</b>	<b>31%</b>



Market Value/Cost	Current Period Value
Market Value	67,236.00
Tax Cost	68,310.39
Unrealized Gain/Loss	(1,074.39)
Estimated Annual Income	1,732.66
Accrued Interest	0.31
Yield	2.57%

Cash & Fixed Income as a percentage of your portfolio - 31 %

### SUMMARY BY MATURITY

Cash & Fixed Income	Market Value	% of Bond Portfolio
0-6 months <sup>1</sup>	67,236.00	100%

<sup>1</sup> The years indicate the number of years until the bond is scheduled to mature based on the statement end date. Some bonds may be called, or paid in full, before their stated maturity.

### SUMMARY BY TYPE

Cash & Fixed Income	Market Value	% of Bond Portfolio
Cash	7,023.90	10%
Mutual Funds	60,212.10	90%
<b>Total Value</b>	<b>\$67,236.00</b>	<b>100%</b>



OTTO REDLICH CHARITABLE TRUST ACCT. P64149001  
For the Period 1/1/15 to 12/31/15

Note <sup>1</sup> This is the Annual Percentage Yield (APY) which is the rate earned if balances remain on deposit for a full year with compounding, there is no change in the interest rate and all interest is left in the account

## Cash & Fixed Income Detail

	Price	Quantity	Value	Adjusted Tax Cost Original Cost	Unrealized Gain/Loss	Est Annual Income Accrued Interest	Yield
<b>Cash</b>							
US DOLLAR PRINCIPAL	1 00	7,023.90	7,023.90	7,023.90		2.10 0.31	0.03% <sup>1</sup>
<b>US Fixed Income</b>							
DODGE & COX INCOME FD 256210-10-5	13.29	350.56	4,658.89	4,729.00	(70.11)	141.27	3.03%
JPM STRAT INC OPP FD - SEL FUND 3844 4812A4-35-1	11.09	458.16	5,080.96	5,320.70	(239.74)	174.55	3.44%
JPM CORE BD FD - SEL FUND 3720 4812C0-38-1	11.54	1,485.16	17,138.69	17,283.00	(144.31)	400.99	2.34%
JPM HIGH YIELD FD - SEL FUND 3580 4812C0-80-3	6.84	669.89	4,582.04	4,487.18	94.86	282.69	6.17%
JPM SHORT DURATION BD FD - SEL FUND 3133 4812C1-33-0	10.81	876.58	9,475.83	9,434.04	41.79	85.90	0.91%
JPM UNCONSTRAINED DEBT FD - SELECT FUND 2130 48121A-29-0	9.63	933.46	8,989.18	9,293.00	(303.82)	353.77	3.94%

J.P.Morgan



OTTO REDLICH CHARITABLE TRUST ACCT. P64149001  
 For the Period 1/1/15 to 12/31/15

	Price	Quantity	Value	Adjusted Tax Cost Original Cost	Unrealized Gain/Loss	Est Annual Income Accrued Interest	Yield
<b>US Fixed Income</b>							
JPM INFLATION MGD BD FD - SEL FUND 2037 48121A-56-3	10 08	489 72	4,936 41	5,223 28	(286.87)	69.05	1 40%
DOUBLELINE TOTL RET BND-J 258620-10-3	10 78	496 30	5,350 10	5,516 29	(166.19)	222.34	4.16%
<b>Total US Fixed Income</b>			<b>\$60,212.10</b>	<b>\$61,286.49</b>	<b>(\$1,074.39)</b>	<b>\$1,730.56</b>	<b>2.88%</b>



OTTO REDLICH CHARITABLE TRUST ACCT. P64149001  
For the Period 1/1/15 to 12/31/15



0054073888031017412951  
0064073067001001002951

## Portfolio Activity Summary

	PRINCIPAL		INCOME	
Transactions	Current Period Value	Year-To-Date Value*	Current Period Value	Year-To-Date Value*
<b>Beginning Cash Balance</b>	9,948.45	--	3,142.89	--
<b>INFLOWS</b>				
Income			4,880.16	4,880.16
Contributions			7,390.00	7,390.00
<b>Total Inflows</b>	\$0.00	\$0.00	\$12,270.16	\$12,270.16
<b>OUTFLOWS **</b>				
Withdrawals	(7,390.00)	(7,390.00)	(10,000.00)	(10,000.00)
Fees & Commissions	(4,149.83)	(4,149.83)	(4,149.89)	(4,149.89)
Tax Payments			(200.00)	(200.00)
<b>Total Outflows</b>	(\$11,539.83)	(\$11,539.83)	(\$14,349.89)	(\$14,349.89)
<b>TRADE ACTIVITY</b>				
Settled Sales/Maturities/Redemptions	86,578.61	86,578.61		
Settled Securities Purchased	(77,963.33)	(77,963.33)		
<b>Total Trade Activity</b>	\$8,615.28	\$8,615.28	\$0.00	\$0.00
<b>Ending Cash Balance</b>	\$7,023.90	--	\$1,063.16	--

	Current Period Value	Year-To-Date Value*
<b>Cost Adjustments</b>		
Cost Adjustments	(1.91)	(1.91)
<b>Total Cost Adjustments</b>	(\$1.91)	(\$1.91)

J.P. Morgan



OTTO REDLICH CHARITABLE TRUST ACCT. P64149001  
For the Period 1/1/15 to 12/31/15

## Portfolio Activity Summary

\* Year to date information is calculated on a calendar year basis  
\*\* Your account's standing instructions use a HIGH COST method for relieving assets from your position

## Portfolio Activity Detail

### INFLOWS & OUTFLOWS

Settle Date	Type	Selection Method	Description	Quantity Cost	Per Unit Amount	PRINCIPAL Amount	INCOME Amount
1/2	Fees & Commissions		JPMORGAN CHASE TRUST FEE FOR THE PERIOD 12-01-2014 TO 12-31-2014 ON ADJUSTED MV \$249,031.06 INC \$349.70 PRINC \$349.70 PRORATED BASE FEE \$41.67			(349.70)	(349.70)
1/2	Fees & Commissions		JPMORGAN CHASE TRUST FEE FOR THE PERIOD 12-01-2014 TO 12-31-2014 ON ADJUSTED MV \$249,031.06 INC \$349.70 PRINC \$349.70 PRORATED BASE FEE \$41.67			(349.70)	
1/2	Interest Income		DEPOSIT SWEEP INTEREST FOR 12/01/14 - 12/31/14 @ 03% RATE ON AVG COLLECTED BALANCE OF \$10,637.81 AS OF 01/01/15				0.32
1/2	Div Domestic		HARTFORD CAPITAL APPREC-I 12/30/14 INCOME DIVIDEND @ 0.254 PER SHARE AS OF 12/30/14 (ID: 416649-30-9)	171,230	0.254		43.41
1/2	Div Domestic		PRUDENTIAL INVT PORTFOLIOS 9 PRU ABRTN FD Z 12/31/14 INCOME DIVIDEND @ 0.011 PER SHARE AS OF 12/31/14 (ID 74441J-82-9)	521,752	0.022		11.32
1/5	Div Domestic		DOUBLELINE TOTAL RET BD-I 12/31/14 INCOME DIVIDEND @ 0.044 PER SHARE AS OF 12/31/14 (ID: 258620-10-3)	496,299	0.044		21.71



OTTO REDLICH CHARITABLE TRUST ACCT. P64149001  
For the Period 1/1/15 to 12/31/15



0054073888031017412952  
0064073067001001002952

**INFLOWS & OUTFLOWS**

Settle Date	Type	Selection Method	Description	Quantity	Per Unit	PRINCIPAL	INCOME
				Cost	Amount	Amount	Amount
1/5	Div Domestic		PIMCO UNCONSTRAINED BOND-P 12/31/14 INCOME DIVIDEND @ 0.025 PER SHARE AS OF 12/31/14 (ID 72201M-45-3)	464.726	0.025		11.52
1/30	Div Domestic		SPDR S&P 500 ETF TRUST @ 1.13492 PER SHARE (ID 78462F-10-3)	129.000	1.135		146.40
1/30	Div Domestic		JPM STRAT INC OPP FD - SEL FUND 3844 @ 0.006 PER SHARE (ID 4812A4-35-1)	458.157	0.006		2.75
1/30	Div Domestic		JPM CORE BD FD - SEL FUND 3720 @ 0.021 PER SHARE (ID 4812C0-38-1)	635.198	0.021		13.34
1/30	Div Domestic		JPM HIGH YIELD FD - SEL FUND 3580 @ 0.036 PER SHARE (ID 4812C0-80-3)	669.889	0.036		24.12
1/30	Div Domestic		JPM SHORT DURATION BD FD - SEL FUND 3133 @ 0.008 PER SHARE (ID 4812C1-33-0)	1,690.833	0.008		13.53
1/30	Div Domestic		JPM INFLATION MGD BD FD - SEL FUND 2037 @ 0.002 PER SHARE (ID 48121A-56-3)	489.723	0.002		0.98
2/2	Interest Income		DEPOSIT SWEEP INTEREST FOR 01/01/15 - 01/31/15 @ 0.03% RATE ON AVG COLLECTED BALANCE OF \$12,656.35 AS OF 02/01/15				0.31
2/2	Div Domestic		PRUDENTIAL INV PORTFOLIOS 9 PRU ABRTN FD Z 01/30/15 INCOME DIVIDEND @ 0.021 PER SHARE AS OF 01/30/15 (ID 74441J-82-9)	521.752	0.021		11.13
2/3	Fees & Commissions		JPMORGAN CHASE TRUST FEE FOR THE PERIOD 01-01-2015 TO 01-31-2015 ON ADJUSTED MV \$242,455.79 INC \$346.26 PRINC \$346.25 PRORATED BASE FEE : \$41.67				(346.26)
2/3	Fees & Commissions		JPMORGAN CHASE TRUST FEE FOR THE PERIOD 01-01-2015 TO 01-31-2015 ON ADJUSTED MV \$242,455.79 INC \$346.26 PRINC \$346.25 PRORATED BASE FEE : \$41.67				(346.25)



OTTO REDLICH CHARITABLE TRUST ACCT. P64149001  
For the Period 1/1/15 to 12/31/15

**INFLOWS & OUTFLOWS**

Settle Date	Type	Selection Method	Description	Quantity Cost	Per Unit Amount	PRINCIPAL Amount	INCOME Amount
2/3	Div Domestic		DOUBLELINE TOTAL RET BD-I 01/30/15 INCOME DIVIDEND @ 0.036 PER SHARE AS OF 01/30/15 (ID: 258620-10-3)	496.299	0.036		17.99
2/3	Div Domestic		PIMCO UNCONSTRAINED BOND-P 01/30/15 INCOME DIVIDEND @ 0.013 PER SHARE AS OF 01/30/15 (ID: 72201M-45-3)	464.726	0.013		6.18
2/26	Div Domestic		JPM STRAT INC OPP FD - SEL FUND 3844 @ 0.028 PER SHARE (ID: 4812A4-35-1)	458.157	0.028		12.83
2/26	Div Domestic		JPM CORE BD FD - SEL FUND 3720 @ 0.019 PER SHARE (ID: 4812C0-38-1)	635.198	0.019		12.07
2/26	Div Domestic		JPM HIGH YIELD FD - SEL FUND 3580 @ 0.032 PER SHARE (ID: 4812C0-80-3)	669.889	0.032		21.44
2/26	Div Domestic		JPM SHORT DURATION BD FD - SEL FUND 3133 @ 0.007 PER SHARE (ID: 4812C1-33-0)	1,690.833	0.007		11.84
3/2	Interest Income		DEPOSIT SWEEP INTEREST FOR 02/01/15 - 02/28/15 @ 03% RATE ON AVG COLLECTED BALANCE OF \$13,145.13 AS OF 03/01/15				0.28
3/2	Div Domestic		PRUDENTIAL INVT PORTFOLIOS 9 PRU ABRTN FD Z 02/27/15 INCOME DIVIDEND @ 0.017 PER SHARE AS OF 02/27/15 (ID: 74441J-82-9)	521.752	0.017		9.11
3/3	Fees & Commissions		JPMORGAN CHASE TRUST FEE FOR THE PERIOD 02-01-2015 TO 02-28-2015 ON ADJUSTED MV \$240,550.58 INC \$344.91 PRINC \$344.91 PRORATED BASE FEE \$41.67			(344.91)	
3/3	Fees & Commissions		JPMORGAN CHASE TRUST FEE FOR THE PERIOD 02-01-2015 TO 02-28-2015 ON ADJUSTED MV \$240,550.58 INC \$344.91 PRINC \$344.91 PRORATED BASE FEE \$41.67			(344.91)	



OTTO REDLICH CHARITABLE TRUST ACCT. P64149001  
For the Period 1/1/15 to 12/31/15



0054073888031017412953  
0064073067001001002953

**INFLWS & OUTFLOWS**

Settle Date	Type	Selection Method	Description	Quantity Cost	Per Unit Amount	PRINCIPAL Amount	INCOME Amount
3/3	Div Domestic		DOUBLELINE TOTAL RET BD-I 02/27/15 INCOME DIVIDEND @ 0.033 PER SHARE AS OF 02/27/15 (ID 258620-10-3)	496 299	0 033		16 24
3/3	Div Domestic		PIMCO UNCONSTRAINED BOND-P 02/27/15 INCOME DIVIDEND @ 0 008 PER SHARE AS OF 02/27/15 (ID 72201M-45-3)	464 726	0 008		3 60
3/24	Div Domestic		ABERDEEN ASIA-PAC XJ-INST EQUITY FUND - INSTITUTIONAL SERVICE SHARES 03/23/15 INCOME DIVIDEND @ 0 009 PER SHARE AS OF 03/23/15 (ID 003021-69-8)	624 328	0 009		5 76
3/30	Div Domestic		JPM US EQ FD - INSTL FUND 1382 @ 0.03237 PER SHARE (ID 4812A1-14-2)	622 249	0 032		20 14
3/30	Div Domestic		JPM CORE BD FD - SEL FUND 3720 @ 0 02 PER SHARE (ID 4812C0-38-1)	635 198	0 02		12 70
3/30	Div Domestic		JPM HIGH YIELD FD - SEL FUND 3580 @ 0 028 PER SHARE (ID 4812C0-80-3)	669 889	0 028		18 76
3/30	Div Domestic		JPM SHORT DURATION BD FD - SEL FUND 3133 @ 0 006 PER SHARE (ID 4812C1-33-0)	1,690 833	0 006		10 14
3/30	Div Domestic		JPM MKT EXP ENH INDEX FD - SEL FUND 3708 @ 0 02837 PER SHARE (ID 4812C1-63-7)	320 321	0 028		9 09
3/30	Div Domestic		JPM INFLATION MGD BD FD - SEL FUND 2037 @ 0 001 PER SHARE (ID 48121A-56-3)	489 723	0 001		0 49
3/30	STCapitalGain Dist		DODGE & COX INCOME FUND 03/27/15 SHORT TERM CAPITAL GAINS @ 0 002 PER SHARE AS OF 03/27/15 (ID 256210-10-5)	350 556	0 002		0 70
3/30	Div Domestic		DODGE & COX INCOME FUND 03/27/15 INCOME DIVIDEND @ 0 095 PER SHARE AS OF 03/27/15 (ID 256210-10-5)	350 556	0 095		33 30

J.P.Morgan



OTTO REDLICH CHARITABLE TRUST ACCT. P64149001  
For the Period 1/1/15 to 12/31/15

**INFLOWS & OUTFLOWS**

Settle Date	Type Selection Method	Description	Quantity Cost	Per Unit Amount	PRINCIPAL Amount	INCOME Amount
3/31	Div Domestic	ISHARES CORE S&P MID-CAP ETF @ 0.481275 PER SHARE (ID: 464287-50-7)	43,000	0.481		20.69
4/1	Interest Income	DEPOSIT SWEEP INTEREST FOR 03/01/15 - 03/31/15 @ 0.03% RATE ON AVG COLLECTED BALANCE OF \$12,148.15 AS OF 04/01/15				0.31
4/1	Fees & Commissions	JPMORGAN CHASE TRUST FEE FOR THE PERIOD 03-01-2015 TO 03-31-2015 ON ADJUSTED MV \$248,665.06 INC \$348.65 PRINC \$348.65 PRORATED BASE FEE \$41.67			(348.65)	
4/1	Fees & Commissions	JPMORGAN CHASE TRUST FEE FOR THE PERIOD 03-01-2015 TO 03-31-2015 ON ADJUSTED MV \$248,665.06 INC \$348.65 PRINC \$348.65 PRORATED BASE FEE \$41.67			(348.65)	
4/1	Div Domestic	GATEWAY FUND-Y 03/31/15 INCOME DIVIDEND @ 0.121 PER SHARE AS OF 03/31/15 (ID: 367829-88-4)	255,879	0.121		30.96
4/1	Div Domestic	PRUDENTIAL INVT PORTFOLIOS 9 PRU ABRTN FD Z 03/31/15 INCOME DIVIDEND @ 0.018 PER SHARE AS OF 03/31/15 (ID: 74441J-82-9)	521,752	0.018		9.59
4/2	Div Domestic	DOUBLELINE TOTAL RET BD-1 03/31/15 INCOME DIVIDEND @ 0.039 PER SHARE AS OF 03/31/15 (ID: 258620-10-3)	496,299	0.039		19.21
4/2	Div Domestic	PIMCO UNCONSTRAINED BOND-P 03/31/15 INCOME DIVIDEND @ 0.009 PER SHARE AS OF 03/31/15 (ID: 72201M-45-3)	464,726	0.009		4.16
4/29	Div Domestic	JPM STRAT INC OPP FD - SEL FUND 3844 @ 0.069 PER SHARE (ID: 4812A4-35-1)	458,157	0.069		31.61
4/29	Div Domestic	JPM CORE BD FD - SEL FUND 3720 @ 0.021 PER SHARE (ID: 4812C0-38-1)	635,198	0.021		13.34



OTTO REDLICH CHARITABLE TRUST ACCT P64149001  
For the Period 1/1/15 to 12/31/15



0054073888031017412954  
0064073067001001002954

**INFLOWS & OUTFLOWS**

Settle Date	Type	Selection Method	Description	Quantity Cost	Per Unit Amount	PRINCIPAL Amount	INCOME Amount
4/29	Div Domestic		JPM HIGH YIELD FD - SEL FUND 3580 @ 0.033 PER SHARE (ID: 4812C0-80-3)	669 889	0.033		22 11
4/29	Div Domestic		JPM SHORT DURATION BD FD - SEL FUND 3133 @ 0.009 PER SHARE (ID: 4812C1-33-0)	1,690 833	0.009		15 22
4/29	Div Domestic		JPM UNCONSTRAINED DEBT FD - SELECT FUND 2130 @ 0.168 PER SHARE (ID: 48121A-29-0)	494 664	0.168		83 10
4/29	Div Domestic		JPM INFLATION MGD BD FD - SEL FUND 2037 @ 0.023 PER SHARE (ID: 48121A-56-3)	489 723	0.023		11 26
4/30	Div Domestic		SPDR S&P 500 ETF TRUST @ 0.93081 PER SHARE (ID: 78462F-10-3)	157 000	0.931		146 14
5/1	Interest Income		DEPOSIT SWEEP INTEREST FOR 04/01/15 - 04/30/15 @ 0.03% RATE ON AVG COLLECTED BALANCE OF \$13,575.68 AS OF 05/01/15				0 30
5/1	Fees & Commissions		JPMORGAN CHASE TRUST FEE FOR THE PERIOD 04-01-2015 TO 04-30-2015 ON ADJUSTED MV \$246,457.87 INC \$347.74 PRINC \$347.73 PRORATED BASE FEE \$41.67			(347.74)	
5/1	Fees & Commissions		JPMORGAN CHASE TRUST FEE FOR THE PERIOD 04-01-2015 TO 04-30-2015 ON ADJUSTED MV \$246,457.87 INC \$347.74 PRINC \$347.73 PRORATED BASE FEE \$41.67			(347.73)	
5/1	Div Domestic		PRUDENTIAL INVT PORTFOLIOS 9 PRU ABRN FD Z 04/30/15 INCOME DIVIDEND @ 0.018 PER SHARE AS OF 04/30/15 (ID: 74441J-82-9)	521 752	0.018		9 51
5/4	Div Domestic		DOUBLELINE TOTAL RET BD-1 04/30/15 INCOME DIVIDEND @ 0.037 PER SHARE AS OF 04/30/15 (ID: 258620-10-3)	496 299	0.037		18 47

J.P.Morgan



OTTO REDLICH CHARITABLE TRUST ACCT. P64149001  
For the Period 1/1/15 to 12/31/15

**INFLOWS & OUTFLOWS**

Settle Date	Type Selection Method	Description	Quantity Cost	Per Unit Amount	PRINCIPAL Amount	INCOME Amount
5/4	Div Domestic	PIMCO UNCONSTRAINED BOND-P 04/30/15 INCOME DIVIDEND @ 0.023 PER SHARE AS OF 04/30/15 (ID: 72201M-45-3)	464 726	0 021		9.77
5/7	Federal Excise Tax	INTERNAL TRANSFER OF FUNDS 2014 990PF TAX DUE EFTPS 76-6189212				(200.00)
5/13	Share Class Conv.	ARTISAN INTL VALUE FUND-INV TO 04314H667 (ID 04314H-88-1)	(200.330) (5,570.83)	36 50		
5/13	Share Class Conv	ARTISAN INTL VALUE FUND - ADV FROM 04314H881 (ID 04314H-66-7)	200 220 5,570.83	36 50		
5/28	Div Domestic	JPM STRAT INC OPP FD - SEL FUND 3844 @ 0 028 PER SHARE (ID: 4812A4-35-1)	458.157	0.028		12.83
5/28	Div Domestic	JPM CORE BD FD - SEL FUND 3720 @ 0.022 PER SHARE (ID: 4812C0-38-1)	635 198	0.022		13.97
5/28	Div Domestic	JPM HIGH YIELD FD - SEL FUND 3580 @ 0.034 PER SHARE (ID: 4812C0-80-3)	669.889	0 034		22.78
5/28	Div Domestic	JPM SHORT DURATION BD FD - SEL FUND 3133 @ 0.007 PER SHARE (ID: 4812C1-33-0)	1,690 833	0 007		11.84
5/28	Div Domestic	JPM UNCONSTRAINED DEBT FD - SELECT FUND 2130 @ 0 024 PER SHARE (ID 48121A-29-0)	494.664	0 024		11.87
5/28	Div Domestic	JPM INFLATION MGD BD FD - SEL FUND 2037 @ 0 021 PER SHARE (ID: 48121A-56-3)	489.723	0 021		10.28
6/1	Interest Income	DEPOSIT SWEEP INTEREST FOR 05/01/15 - 05/31/15 @ .03% RATE ON AVG COLLECTED BALANCE OF \$15,728.71 AS OF 06/01/15				0.31
6/1	Div Domestic	PRUDENTIAL INVNT PORTFOLIOS 9 PRU ABRTN FD Z 05/29/15 INCOME DIVIDEND @ 0 020 PER SHARE AS OF 05/29/15 (ID 74441J-82-9)	521.752	0 02		10.29



OTTO REDLICH CHARITABLE TRUST ACCT. P64149001  
For the Period 1/1/15 to 12/31/15



0054073888031017412955  
0064073067001001002955

**INFLOWS & OUTFLOWS**

Settle Date	Type	Selection Method	Description	Quantity Cost	Per Unit Amount	PRINCIPAL Amount	INCOME Amount
6/2	Fees & Commissions		JPMORGAN CHASE TRUST FEE FOR THE PERIOD 05-01-2015 TO 05-31-2015 ON ADJUSTED MV \$247,946.20 INC \$347.37 PRINC \$347.37 PRORATED BASE FEE : \$41.67			(347.37)	(347.37)
6/2	Fees & Commissions		JPMORGAN CHASE TRUST FEE FOR THE PERIOD 05-01-2015 TO 05-31-2015 ON ADJUSTED MV \$247,946.20 INC \$347.37 PRINC \$347.37 PRORATED BASE FEE : \$41.67			(347.37)	
6/2	Div Domestic		DOUBLELINE TOTAL RET BD-I 05/29/15 INCOME DIVIDEND @ 0.039 PER SHARE AS OF 05/29/15 (ID 258620-10-3)	496 299	0.039		19.32
6/2	Div Domestic		PIMCO UNCONSTRAINED BOND-P 05/29/15 INCOME DIVIDEND @ 0.027 PER SHARE AS OF 05/29/15 (ID 72201M-45-3)	464 726	0.027		12.49
6/23	Div Domestic		ABERDEEN ASIA-PAC XJ-INST EQUITY FUND - INSTITUTIONAL SERVICE SHARES 06/22/15 INCOME DIVIDEND @ 0.098 PER SHARE AS OF 06/22/15 (ID 003021-69-8)	624 328	0.099		61.50
6/29	Div Domestic		JPM US EQ FD - INSTL FUND 1382 @ 0.04057 PER SHARE (ID 4812A1-14-2)	622 249	0.041		25.24
6/29	Div Domestic		JPM STRAT INC OPP FD - SEL FUND 3844 @ 0.031 PER SHARE (ID 4812A4-35-1)	458 157	0.031		14.20
6/29	Div Domestic		JPM CORE BD FD - SEL FUND 3720 @ 0.025 PER SHARE (ID: 4812C0-38-1)	635 198	0.025		15.88
6/29	Div Domestic		JPM HIGH YIELD FD - SEL FUND 3580 @ 0.036 PER SHARE (ID: 4812C0-80-3)	669 889	0.036		24.12
6/29	Div Domestic		JPM SHORT DURATION BD FD - SEL FUND 3133 @ 0.009 PER SHARE (ID 4812C1-33-0)	1,690 833	0.009		15.22

**J.P.Morgan**



OTTO REDLICH CHARITABLE TRUST ACCT. P64149001  
For the Period 1/1/15 to 12/31/15

**INFLOWS & OUTFLOWS**

Settle Date	Type	Selection Method	Description	Quantity Cost	Per Unit Amount	PRINCIPAL Amount	INCOME Amount
6/29	Div Domestic		JPM MKT EXP ENH INDEX FD - SEL FUND 3708 @ 0.03016 PER SHARE (ID: 4812C1-63-7)	320.321	0.03		9.66
6/29	Div Domestic		JPM UNCONSTRAINED DEBT FD - SELECT FUND 2130 @ 0.031 PER SHARE (ID: 48121A-29-0)	494.664	0.031		15.33
6/29	Div Domestic		JPM INFLATION MGD BD FD - SEL FUND 2037 @ 0.016 PER SHARE (ID: 48121A-56-3)	489.723	0.016		7.84
6/29	Div Domestic		DODGE & COX INCOME FUND 06/26/15 INCOME DIVIDEND @ 0.095 PER SHARE AS OF 06/26/15 (ID: 256210-10-5)	350.556	0.095		33.30
6/29	Div Domestic		GATEWAY FUND-Y 06/26/15 INCOME DIVIDEND @ 0.297 PER SHARE AS OF 06/26/15 (ID: 367829-88-4)	255.879	0.297		75.97
6/30	Fees & Commissions		JPMORGAN CHASE TRUST FEE FOR THE PERIOD 06-01-2015 TO 06-30-2015 ON ADJUSTED MV \$248,823.51 INC \$347.96 PRINC \$347.95 PRORATED BASE FEE \$41.67			(347.95)	(347.96)
6/30	Fees & Commissions		JPMORGAN CHASE TRUST FEE FOR THE PERIOD 06-01-2015 TO 06-30-2015 ON ADJUSTED MV \$248,823.51 INC \$347.96 PRINC \$347.95 PRORATED BASE FEE \$41.67				
6/30	Div Domestic		DEUTSCHE XTRAC MSCI EAFE HEDGE FD @ 0.78162 PER SHARE (ID: 233051-20-0)	164.000	0.782		128.19
6/30	Div Domestic		ISHARES CORE S&P MID-CAP ETF @ 0.473273 PER SHARE (ID: 464287-50-7)	43.000	0.473		20.35
7/1	Interest Income		DEPOSIT SWEEP INTEREST FOR 06/01/15 - 06/30/15 @ 0.3% RATE ON AVG COLLECTED BALANCE OF \$15,867.67 AS OF 07/01/15				0.34
7/1	Div Domestic		ISHARES MSCI EAFE INDEX FUND @ 1.11288 PER SHARE (ID: 464287-46-5)	76.000	1.111		84.46



OTTO REDLICH CHARITABLE TRUST ACCT. P64149001  
For the Period 1/1/15 to 12/31/15



0054073888031017412956  
0064073067001001002956

**INFLOWS & OUTFLOWS**

Settle Date	Type Selection Method	Description	Quantity Cost	Per Unit Amount	PRINCIPAL Amount	INCOME Amount
7/1	Div Domestic	PRUDENTIAL INVT PORTFOLIOS 9 PRU ABRTN FD Z 06/30/15 INCOME DIVIDEND @ 0 019 PER SHARE AS OF 06/30/15 (ID 74441J-82-9)	521 752	0 019		9 67
7/2	Div Domestic	DOUBLELINE TOTAL RET BD-1 06/30/15 INCOME DIVIDEND @ 0 038 PER SHARE AS OF 06/30/15 (ID 258620-10-3)	496 299	0 038		18 84
7/2	Div Domestic	PIMCO UNCONSTRAINED BOND-P 06/30/15 INCOME DIVIDEND @ 0 027 PER SHARE AS OF 06/30/15 (ID 72201M-45-3)	464 726	0 027		12 36
7/30	Div Domestic	JPM STRAT INC OPP FD - SEL FUND 3844 @ 0 033 PER SHARE (ID 4812A4-35-1)	458 157	0 033		15 12
7/30	Div Domestic	JPM CORE BD FD - SEL FUND 3720 @ 0 022 PER SHARE (ID 4812C0-38-1)	1,485 155	0 022		32 67
7/30	Div Domestic	JPM HIGH YIELD FD - SEL FUND 3580 @ 0 038 PER SHARE (ID: 4812C0-80-3)	669 889	0 038		25 46
7/30	Div Domestic	JPM SHORT DURATION BD FD - SEL FUND 3133 @ 0 01 PER SHARE (ID 4812C1-33-0)	680 916	0 01		6 81
7/30	Div Domestic	JPM UNCONSTRAINED DEBT FD - SELECT FUND 2130 @ 0 024 PER SHARE (ID 48121A-29-0)	494 664	0 024		11 87
7/30	Div Domestic	JPM INFLATION MGD BD FD - SEL FUND 2037 @ 0 022 PER SHARE (ID: 48121A-56-3)	489 723	0 022		10 77
7/31	Div Domestic	SPDR S&P 500 ETF TRUST @ 1 03007 PER SHARE (ID 78462F-10-3)	157 000	1 03		161 72
7/31	Fees & Commissions	JPMORGAN CHASE TRUST FEE FOR THE PERIOD 07-01-2015 TO 07-31-2015 ON ADJUSTED MV \$243,364 98 INC \$344 39 PRINC \$344 39 PRORATED BASE FEE \$41 67				(344 39)



OTTO REDLICH CHARITABLE TRUST ACCT. P64149001  
For the Period 1/1/15 to 12/31/15

**INFLOWS & OUTFLOWS**

Settle Date	Type	Description	Quantity Cost	Per Unit Amount	PRINCIPAL Amount	INCOME Amount
7/31	Fees & Commissions	JPMORGAN CHASE TRUST FEE FOR THE PERIOD 07-01-2015 TO 07-31-2015 ON ADJUSTED MV \$243,364.98 INC \$344.39 PRINC \$344.39 PRORATED BASE FEE : \$41.67			(344.39)	
8/3	Interest Income	DEPOSIT SWEEP INTEREST FOR 07/01/15 - 07/31/15 @ 03% RATE ON AVG COLLECTED BALANCE OF \$18,321.02 AS OF 08/01/15				0.34
8/3	Div Domestic	PRUDENTIAL INVT PORTFOLIOS 9 PRU ABRTN FD Z 07/31/15 INCOME DIVIDEND @ 0.029 PER SHARE AS OF 07/31/15 (ID. 74441J-82-9)	251.721	0.036		9.04
8/4	Div Domestic	DOUBLELINE TOTAL RET BD-I 07/31/15 INCOME DIVIDEND @ 0.040 PER SHARE AS OF 07/31/15 (ID. 258620-10-3)	496.299	0.039		19.60
8/4	Div Domestic	PIMCO UNCONSTRAINED BOND-P 07/31/15 INCOME DIVIDEND @ 0.042 PER SHARE AS OF 07/31/15 (ID. 72201M-45-3)	464.726	0.042		19.54
8/28	Div Domestic	JPM STRAT INC OPP FD - SEL FUND 3844 @ 0.031 PER SHARE (ID. 4812A4-35-1)	458.157	0.031		14.20
8/28	Div Domestic	JPM CORE BD FD - SEL FUND 3720 @ 0.023 PER SHARE (ID. 4812C0-38-1)	1,485.155	0.023		34.16
8/28	Div Domestic	JPM HIGH YIELD FD - SEL FUND 3580 @ 0.037 PER SHARE (ID. 4812C0-80-3)	669.889	0.037		24.79
8/28	Div Domestic	JPM SHORT DURATION BD FD - SEL FUND 3133 @ 0.009 PER SHARE (ID. 4812C1-33-0)	680.916	0.009		6.13
8/28	Div Domestic	JPM UNCONSTRAINED DEBT FD - SELECT FUND 2130 @ 0.023 PER SHARE (ID. 48121A-29-0)	933.456	0.023		21.47
8/28	Div Domestic	JPM INFLATION MGD BD FD - SEL FUND 2037 @ 0.019 PER SHARE (ID. 48121A-56-3)	489.723	0.019		9.30



OTTO REDLICH CHARITABLE TRUST ACCT. P64149001  
For the Period 1/1/15 to 12/31/15



0054073888031017412957  
0064073067001001002957

**INFLOWS & OUTFLOWS**

Settle Date	Type	Selection Method	Description	Quantity Cost	Per Unit Amount	PRINCIPAL Amount	INCOME Amount
9/1	Interest Income		DEPOSIT SWEEP INTEREST FOR 08/01/15 - 08/31/15 @ .03% RATE ON AVG COLLECTED BALANCE OF \$13,804.50 AS OF 09/01/15		0.31		0.31
9/1	Fees & Commissions		JPMORGAN CHASE TRUST FEE FOR THE PERIOD 08-01-2015 TO 08-31-2015 ON ADJUSTED MV \$244,283.12 INC \$346.07 PRINC \$346.07 PRORATED BASE FEE \$41.67			(346.07)	
9/1	Fees & Commissions		JPMORGAN CHASE TRUST FEE FOR THE PERIOD 08-01-2015 TO 08-31-2015 ON ADJUSTED MV \$244,283.12 INC \$346.07 PRINC \$346.07 PRORATED BASE FEE \$41.67			(346.07)	
9/2	Div Domestic		DOUBLELINE TOTAL RET BD-I 08/31/15 INCOME DIVIDEND @ 0.036 PER SHARE AS OF 08/31/15 (ID: 258620-10-3)	496.299	0.036		18.02
9/2	Div Domestic		PIMCO UNCONSTRAINED BOND-P 08/31/15 INCOME DIVIDEND @ 0.041 PER SHARE AS OF 08/31/15 (ID: 72201M-45-3)	464.726	0.031		14.36
9/2	Div Domestic		PRUDENTIAL INVT PORTFOLIOS 9 PRU ABRTN FD Z 08/31/15 INCOME DIVIDEND @ 0.018 PER SHARE AS OF 08/31/15 (ID: 74441J-82-9)	251.721	0.018		4.45
9/29	Div Domestic		JPM US EQ FD - INSTL FUND 1382 @ 0.03596 PER SHARE (ID: 4812A1-14-2)	622.249	0.036		22.38
9/29	Div Domestic		JPM STRAT INC OPP FD - SEL FUND 3844 @ 0.033 PER SHARE (ID: 4812A4-35-1)	458.157	0.033		15.12
9/29	Div Domestic		JPM CORE BD FD - SEL FUND 3720 @ 0.023 PER SHARE (ID: 4812C0-38-1)	1,485.155	0.023		34.16
9/29	Div Domestic		JPM HIGH YIELD FD - SEL FUND 3580 @ 0.034 PER SHARE (ID: 4812C0-80-3)	669.889	0.034		22.78

**J.P.Morgan**



OTTO REDLICH CHARITABLE TRUST ACCT. P64149001  
For the Period 1/1/15 to 12/31/15

**INFLOWS & OUTFLOWS**

Settle Date	Type	Selection Method	Description	Quantity Cost	Per Unit Amount	PRINCIPAL Amount	INCOME Amount
9/29	Div Domestic		JPM SHORT DURATION BD FD - SEL FUND 3133 @ 0.009 PER SHARE (ID. 4812C1-33-0)	680 916	0.009		6.13
9/29	Div Domestic		JPM MKT EXP ENH INDEX FD - SEL FUND 3708 @ 0.02676 PER SHARE (ID. 4812C1-63-7)	320.321	0.027		8.57
9/29	Div Domestic		JPM UNCONSTRAINED DEBT FD - SELECT FUND 2130 @ 0.01 PER SHARE (ID. 48121A-29-0)	933.456	0.01		9.33
9/29	Div Domestic		JPM INFLATION MGD BD FD - SEL FUND 2037 @ 0.014 PER SHARE (ID. 48121A-56-3)	489 723	0.014		6.86
9/29	Div Domestic		DODGE & COX INCOME FUND 09/28/15 INCOME DIVIDEND @ 0.100 PER SHARE AS OF 09/28/15 (ID. 256210-10-5)	350 556	0.10		35.06
9/30	Fees & Commissions		JPMORGAN CHASE TRUST FEE FOR THE PERIOD 09-01-2015 TO 09-30-2015 ON ADJUSTED MV \$233,865.30 INC \$341.36 PRINC \$341.35 PRORATED BASE FEE \$41.67			(341.35)	(341.36)
9/30	Fees & Commissions		JPMORGAN CHASE TRUST FEE FOR THE PERIOD 09-01-2015 TO 09-30-2015 ON ADJUSTED MV \$233,865.30 INC \$341.36 PRINC \$341.35 PRORATED BASE FEE \$41.67				
10/1	Interest Income		DEPOSIT SWEEP INTEREST FOR 09/01/15 - 09/30/15 @ .03% RATE ON AVG COLLECTED BALANCE OF \$12,988.71 AS OF 10/01/15				0.30
10/1	Div Domestic		ISHARES CORE S&P MID-CAP ETF @ 0.529326 PER SHARE (ID. 464287-50-7)	64 000	0.529		33.88
10/1	Div Domestic		VANGUARD FTSE EUROPE ETF @ 0.225 PER SHARE (ID. 922042-87-4)	45.000	0.225		10.13
10/1	Div Domestic		GATEWAY FUND-Y 09/30/15 INCOME DIVIDEND @ 0.118 PER SHARE AS OF 09/30/15 (ID. 367829-88-4)	162 993	0.118		19.17



OTTO REDLICH CHARITABLE TRUST ACCT. P64149001  
For the Period 1/1/15 to 12/31/15



0054073888031017412958  
0064073067001001002958

**INFLOWS & OUTFLOWS**

Settle Date	Type	Selection Method	Description	Quantity Cost	Per Unit Amount	PRINCIPAL Amount	INCOME Amount
10/1	Div Domestic		PRUDENTIAL INVT PORTFOLIOS 9 PRU ABRTN FD Z 09/30/15 INCOME DIVIDEND @ 0.019 PER SHARE AS OF 09/30/15 (ID 74441J-82-9)	251 721	0 019		4 70
10/2	Div Domestic		DOUBLELINE TOTAL RET BD-1 09/30/15 INCOME DIVIDEND @ 0 037 PER SHARE AS OF 09/30/15 (ID 258620-10-3)	496 299	0 037		18 17
10/2	Div Domestic		PIMCO UNCONSTRAINED BOND-P 09/30/15 INCOME DIVIDEND @ 0 027 PER SHARE AS OF 09/30/15 (ID 72201M-45-3)	454 726	0 027		12 64
10/29	Div Domestic		JPM STRAT INC OPP FD - SEL FUND 3844 @ 0.034 PER SHARE (ID 4812A4-35-1)	458 157	0 034		15 58
10/29	Div Domestic		JPM CORE BD FD - SEL FUND 3720 @ 0 027 PER SHARE (ID 4812C0-38-1)	1,485 155	0 027		40 10
10/29	Div Domestic		JPM HIGH YIELD FD - SEL FUND 3580 @ 0 036 PER SHARE (ID 4812C0-80-3)	669 889	0 036		24 12
10/29	Div Domestic		JPM SHORT DURATION BD FD - SEL FUND 3133 @ 0 009 PER SHARE (ID 4812C1-33-0)	680,916	0 009		6 13
10/29	Div Domestic		JPM UNCONSTRAINED DEBT FD - SELECT FUND 2130 @ 0 017 PER SHARE (ID 48121A-29-0)	933 456	0 017		15 87
10/29	Div Domestic		JPM INFLATION MGD BD FD - SEL FUND 2037 @ 0 011 PER SHARE (ID 48121A-56-3)	489 723	0 011		5 39
10/30	Div Domestic		SPDR S&P 500 ETF TRUST @ 1 03343 PER SHARE (ID 78462F-10-3)	157 000	1 033		162 25
11/2	Interest Income		DEPOSIT SWEEP INTEREST FOR 10/01/15 - 10/31/15 @ 03% RATE ON AVG COLLECTED BALANCE OF \$12,665 76 AS OF 11/01/15				0 31



OTTO REDLICH CHARITABLE TRUST ACCT. P64149001  
For the Period 1/1/15 to 12/31/15

**INFLOWS & OUTFLOWS**

Settle Date	Type Selection Method	Description	Quantity Cost	Per Unit Amount	PRINCIPAL Amount	INCOME Amount
11/2	Div Domestic	PRUDENTIAL INVT PORTFOLIOS 9 PRU ABRTN FD Z 10/30/15 INCOME DIVIDEND @ 0.019 PER SHARE AS OF 10/30/15 (ID: 74441J-82-9)	251.721	0.019		4.81
11/3	Fees & Commissions	JPMORGAN CHASE TRUST FEE FOR THE PERIOD 10-01-2015 TO 10-31-2015 ON ADJUSTED MV \$227,669.85 INC \$341.70 PRINC \$341.69 PRORATED BASE FEE : \$41.67			(341.70)	
11/3	Fees & Commissions	JPMORGAN CHASE TRUST FEE FOR THE PERIOD 10-01-2015 TO 10-31-2015 ON ADJUSTED MV \$227,669.85 INC \$341.70 PRINC \$341.69 PRORATED BASE FEE : \$41.67			(341.69)	
11/3	Div Domestic	DOUBLELINE TOTAL RET BD-I 10/30/15 INCOME DIVIDEND @ 0.036 PER SHARE AS OF 10/30/15 (ID: 258620-10-3)	496.299	0.036		18.05
11/3	Div Domestic	PIMCO UNCONSTRAINED BOND-P 10/30/15 INCOME DIVIDEND @ 0.028 PER SHARE AS OF 10/30/15 (ID: 72201M-45-3)	464.726	0.028		12.78
11/23	Div Domestic	ARTISAN INTL VALUE FD-ADV 11/19/15 INCOME DIVIDEND @ 0.342 PER SHARE AS OF 11/19/15 (ID: 04314H-66-7)	200.220	0.342		68.40
11/27	Div Domestic	JPM STRAT INC OPP FD - SEL FUND 3844 @ 0.035 PER SHARE (ID: 4812A4-35-1)	458.157	0.035		16.04
11/27	Div Domestic	JPM CORE BD FD - SEL FUND 3720 @ 0.024 PER SHARE (ID: 4812C0-38-1)	1,485.155	0.024		35.64
11/27	Div Domestic	JPM HIGH YIELD FD - SEL FUND 3580 @ 0.036 PER SHARE (ID: 4812C0-80-3)	669.889	0.036		24.12
11/27	Div Domestic	JPM SHORT DURATION BD FD - SEL FUND 3133 @ 0.007 PER SHARE (ID: 4812C1-33-0)	680.916	0.007		4.77



OTTO REDLICH CHARITABLE TRUST ACCT. P64149001  
For the Period 1/1/15 to 12/31/15



0054073888031017412959  
0064073067001001002959

**INFLOWS & OUTFLOWS**

Settle Date	Type	Selection Method	Description	Quantity Cost	Per Unit Amount	PRINCIPAL Amount	INCOME Amount
11/27	Div Domestic		JPM UNCONSTRAINED DEBT FD - SELECT FUND 2130 @ 0.038 PER SHARE (ID 48121A-29-0)	933 456	0.038		35 47
11/27	Div Domestic		JPM INFLATION MGD BD FD - SEL FUND 2037 @ 0.008 PER SHARE (ID 48121A-56-3)	489 723	0.008		3.92
12/1	Interest Income		DEPOSIT SWEEP INTEREST FOR 11/01/15 - 11/30/15 @ .03% RATE ON AVG COLLECTED BALANCE OF \$13,109 33 AS OF 12/01/15				0 30
12/1	Fees & Commissions		JPMORGAN CHASE TRUST FEE FOR THE PERIOD 11-01-2015 TO 11-30-2015 ON ADJUSTED MV \$237,971 23 INC \$343 78 PRINC \$343 77 PRORATED BASE FEE \$41 67			(343 78)	
12/1	Fees & Commissions		JPMORGAN CHASE TRUST FEE FOR THE PERIOD 11-01-2015 TO 11-30-2015 ON ADJUSTED MV \$237,971 23 INC \$343 78 PRINC \$343 77 PRORATED BASE FEE \$41 67			(343 77)	
12/1	Div Domestic		PRUDENTIAL ABS RET BND-Z 11/30/15 INCOME DIVIDEND @ 0.018 PER SHARE AS OF 11/30/15 (ID: 74441J-82-9)	251.721	0.018		4 49
12/2	Div Domestic		DOUBLELINE TOTL RET BND-1 11/30/15 INCOME DIVIDEND @ 0.034 PER SHARE AS OF 11/30/15 (ID 258620-10-3)	486 299	0.034		16 94
12/2	Div Domestic		PIMCO UNCONSTRAINED BOND-P 11/30/15 INCOME DIVIDEND @ 0.027 PER SHARE AS OF 11/30/15 (ID 72201M-45-3)	464 726	0.027		12 59
12/14	STCapitalGain Dist		JPM US EQ FD - INSTL FUND 1382 SHORT TERM CAPITAL GAINS @ 0.09304 (ID 4812A1-14-2)	622 249	0.093		57 89
12/14	STCapitalGain Dist		JPM CORE BD FD - SEL FUND 3720 SHORT TERM CAPITAL GAINS @ 0.00131 (ID 4812C0-38-1)	1,485 155	0.001		1 95

J.P.Morgan



OTTO REDLICH CHARITABLE TRUST ACCT. P64149001  
For the Period 1/1/15 to 12/31/15

**INFLOWS & OUTFLOWS**

Settle Date	Type	Selection Method	Description	Quantity Cost	Per Unit Amount	PRINCIPAL Amount	INCOME Amount
12/14	STCapitalGain Dist		JPM SHORT DURATION BD FD - SEL FUND 3133 SHORT TERM CAPITAL GAINS @ 0.0002 (ID: 4812C1-33-0)	876.580			0.18
12/14	STCapitalGain Dist		JPM MKT EXP ENH INDEX FD - SEL FUND 3708 SHORT TERM CAPITAL GAINS @ 0.00509 (ID: 4812C1-63-7)	320.321	0.005		1.63
12/15	STCapitalGain Dist		HARTFORD CAPITAL APPREC-I 12/14/15 SHORT TERM CAPITAL GAINS @ 0.541 PER SHARE AS OF 12/14/15 (ID: 416649-30-9)	120.369	0.541		65.07
12/17	STCapitalGain Dist		MFS INTL VALUE-I 12/15/15 SHORT TERM CAPITAL GAINS @ 0.294 PER SHARE AS OF 12/15/15 (ID: 55273E-82-2)	204.099	0.294		59.96
12/17	Div Domestic		MFS INTL VALUE-I 12/15/15 INCOME DIVIDEND @ 0.533 PER SHARE AS OF 12/15/15 (ID: 55273E-82-2)	204.099	0.533		108.84
12/21	STCapitalGain Dist		NEUBERGER BER MU/C OPP-INS 12/18/15 SHORT TERM CAPITAL GAINS @ 0.008 PER SHARE AS OF 12/18/15 (ID: 64122Q-30-9)	569.762	0.008		4.73
12/21	Div Domestic		OAKMARK INTERNATIONAL-I 12/18/15 INCOME DIVIDEND @ 0.496 PER SHARE AS OF 12/18/15 (ID: 413838-20-2)	313.485	0.496		155.61
12/21	Div Domestic		NEUBERGER BER MU/C OPP-INS 12/18/15 INCOME DIVIDEND @ 0.136 PER SHARE AS OF 12/18/15 (ID: 64122Q-30-9)	569.762	0.137		77.77
12/22	Div Domestic		JPM GLBL RES ENH INDEX FD - SEL FUND 3457 @ 0.34444 PER SHARE (ID: 46637K-51-3)	927.801	0.344		319.57
12/22	Div Domestic		JPM US EQ FD - INSTL FUND 1382 @ 0.04557 PER SHARE (ID: 4812A1-14-2)	622.249	0.046		28.36
12/22	Div Domestic		JPM INTREPID AMER FD - SEL FUND 1206 @ 0.0558 PER SHARE (ID: 4812A2-10-8)	158.629	0.056		8.85



OTTO REDLICH CHARITABLE TRUST ACCT. P64149001  
For the Period 1/1/15 to 12/31/15



0054073888031017412960  
0064073067001001002960

**INFLOWS & OUTFLOWS**

Settle Date	Type Selection Method	Description	Quantity Cost	Per Unit Amount	PRINCIPAL Amount	INCOME Amount
12/22	Div Domestic	JPM MKT EXP ENH INDEX FD - SEL FUND 3708 @ 0 03676 PER SHARE (ID 4812C1-63-7)	320 321	0 037		11 77
12/23	STCapitalGain Dist	BROWN ADV JAPAN ALPHA OPP-IS 12/21/15 SHORT TERM CAPITAL GAINS @ 0 179 PER SHARE AS OF 12/21/15 (ID 115233-57-9)	381 844	0 179		68 24
12/23	Div Domestic	DODGE & COX INCOME FD 12/22/15 INCOME DIVIDEND @ 0 113 PER SHARE AS OF 12/22/15 (ID 256210-10-5)	350 556	0 113		39 61
12/23	Div Domestic	GATEWAY FD-Y 12/22/15 INCOME DIVIDEND @ 0 084 PER SHARE AS OF 12/22/15 (ID 367829-88-4)	162 993	0 084		13 71
12/24	Misc Receipt	TRANSFER TO COVER INCOME DISTRIBUTION			(7,390 00)	7,390 00
12/24	Misc Debit	INTERNAL TRANSFER OF FUNDS FROM P64149001 TO P64149001 TRANSFER TO COVER INCOME DISTRIBUTION				
12/24	Grant Paid	PAID TEXAS SCOTTISH RITE HOSPITAL FOR CRIPPLED CHILDREN TSRHC SPORTS THERAPY GYM - STRENGTH TRAINING EQUIPMENT TREASURERS CHECK NO 3670494				(10,000.00)
12/24	Div Domestic	EQUINOX CAMPBELL STRATEGY-1 12/23/15 INCOME DIVIDEND @ 0 230 PER SHARE AS OF 12/23/15 (ID 29446A-81-9)	435 132	0 23		100.25
12/28	STCapitalGain Dist	DEUTSCHE X-TRACKERS MSCI JAP SHORT TERM CAPITAL GAINS @ 0 35136 (ID 233051-50-7)	91 000	0.351		31 97
12/28	STCapitalGain Dist	DEUTSCHE X-TRACKERS MSCI EUR SHORT TERM CAPITAL GAINS @ 0 02079 (ID 233051-85-3)	225 000	0 021		4 68
12/28	Div Domestic	DEUTSCHE X-TRACKERS MSCI JAP @ 0 0233 PER SHARE (ID 233051-50-7)	91 000	0 023		2 12
12/28	Div Domestic	DEUTSCHE X-TRACKERS MSCI EUR @ 0 04783 PER SHARE (ID 233051-85-3)	225 000	0.048		10 76

J.P.Morgan



OTTO REDLICH CHARITABLE TRUST ACCT. P64149001  
For the Period 1/1/15 to 12/31/15

**INFLOWS & OUTFLOWS**

Settle Date	Type	Selection Method	Description	Quantity Cost	Per Unit Amount	PRINCIPAL Amount	INCOME Amount
12/28	Div Domestic		ISHARES MSCI EAFE INDEX FUND @ 0 508359 PER SHARE (ID: 464287-46-5)	114 000	0.508		57.95
12/28	Div Domestic		VANGUARD FTSE EUROPE ETF @ 0 202 PER SHARE (ID: 922042-87-4)	45.000	0.202		9.09
12/30	Div Domestic		JPM STRAT INC OPP FD - SEL FUND 3844 @ 0 053 PER SHARE (ID: 4812A4-35-1)	458 157	0.053		24 28
12/30	Div Domestic		JPM CORE BD FD - SEL FUND 3720 @ 0 023 PER SHARE (ID: 4812C0-38-1)	1,485 155	0.023		34 16
12/30	Div Domestic		JPM HIGH YIELD FD - SEL FUND 3580 @ 0 042 PER SHARE (ID: 4812C0-80-3)	669 889	0.042		28.14
12/30	Div Domestic		JPM SHORT DURATION BD FD - SEL FUND 3133 @ 0 008 PER SHARE (ID: 4812C1-33-0)	876 580	0 008		7 01
12/30	Div Domestic		JPM UNCONSTRAINED DEBT FD - SELECT FUND 2130 @ 0 044 PER SHARE (ID: 48121A-29-0)	933 456	0 044		41 07
12/30	Div Domestic		JPM INFLATION MGD BD FD - SEL FUND 2037 @ 0.004 PER SHARE (ID: 48121A-56-3)	489.723	0.004		1 96
12/31	Div Domestic		ISHARES CORE S&P MIDCAP ETF @ 0 691003 PER SHARE (ID: 464287-50-7)	64.000	0.691		44.22
12/31	Div Domestic		BROWN ADV JAPAN ALPHA OPP-IS 12/29/15 INCOME DIVIDEND @ 0.949 PER SHARE AS OF 12/29/15 (ID: 115233-57-9)	381 844	0 949		362 21
12/31	Div Domestic		HARTFORD CAPITAL APPREC-I 12/30/15 INCOME DIVIDEND @ 0 233 PER SHARE AS OF 12/30/15 (ID: 416649-30-9)	120 369	0.233		28 00
12/31	Div Domestic		PIMCO UNCONSTRAINED BOND-P 12/29/15 INCOME DIVIDEND @ 0.330 PER SHARE AS OF 12/29/15 (ID: 72201M-45-3)	464 726	0.33		153.27

Total Inflows & Outflows

(\$11,539.83)

(\$2,079.73)

**J.P. Morgan**



OTTO REDLICH CHARITABLE TRUST ACCT. P64149001  
For the Period 1/1/15 to 12/31/15

0054073888031017412961  
0064073067001001002961

**TRADE ACTIVITY**

Trade Date	Type	Selection Method	Description	Quantity	Per Unit Amount	Proceeds	Tax Cost	Realized Gain/Loss
S indicates Long Term Realized Gain/Loss      S indicates Short Term Realized Gain/Loss								
<b>Settled Sales/Maturities/Redemptions</b>								
1/29	Sale		THE ARBITRAGE FUND-I (ID: 03875R-20-5)	(192,885)	13.07	2,521.01	(2,524.86)	(3.85) L
1/30	High Cost							
2/3	Sale		OAKMARK INTERNATIONAL FD-I (ID 413838-20-2)	(181,773)	23.92	4,348.00	(4,659.02)	(311.02) L
2/4	High Cost							
2/3	Sale		MFS INTL VALUE-I (ID 55273E-82-2)	(52,636)	35.85	1,887.00	(1,354.33)	532.67 L
2/4	High Cost							
2/3	Sale		ISHARES MSCI EAFE INDEX FUND @ 62.95 1,259.00	(20,000)	62.934	1,258.68	(1,262.70)	14.99 L
2/6	High Cost		BROKERAGE 0.30 TAX &/OR SEC 02 DEUTSCHE BANC ALEX BROWN INC (ID: 464287-46-5)					(19.01) S
3/27	Sale		PIMCO COMMODITYPL STRAT-P (ID 72201P-16-7)	(726,406)	7.27	5,280.97	(7,678.11)	(2,397.14) L
3/30	High Cost							
3/30	L7 Capital Gain Distribution		DODGE & COX INCOME FUND 03/27/15 LONG TERM CAPITAL GAINS @ 0.001 PER SHARE AS OF 03/27/15 (ID 256210-10-5)	350,556	0.001	0.35		
3/31	Sale		ISHARES MSCI EAFE INDEX FUND @ 64.2476 2,698.39	(42,000)	64.231	2,697.72	(2,538.30)	159.42 L
4/6	High Cost		BROKERAGE 0.63 TAX &/OR SEC 04 UBS SECURITIES LLC (ID 464287-46-5)					
3/31	Sale		ISHARES MSCI EAFE INDEX FUND @ 64.2288 2,504.92	(39,000)	64.213	2,504.30	(2,339.05)	165.25 L
4/6	High Cost		BROKERAGE 0.58 TAX &/OR SEC 04 DEUTSCHE BANC ALEX BROWN INC (ID 464287-46-5)					
4/17	Sale		JPM MID CAP EQ FD - SEL FUND 689 JP MORGAN CHASE BANK AS SHAREHOLDER SERVICING AGENT @ 47.06 (ID 4812A1-26-6)	(23,311)	47.059	1,097.00	(789.14)	307.86 L
4/20	High Cost							
4/17	Sale		BROWN ADV JAPAN ALPHA OPP-IS (ID: 115233-57-9)	(75,463)	12.43	938.00	(754.63)	183.37 L
4/20	High Cost							

J.P.Morgan



OTTO REDLICH CHARITABLE TRUST ACCT. P64149001  
For the Period 1/1/15 to 12/31/15

Trade Date	Type	Selection Method	Description	Quantity	Per Unit Amount	Proceeds	Tax Cost	Realized Gain/Loss
<b>Settled Sales/Maturities/Redemptions</b>								
4/17	Sale		HARTFORD CAPITAL APPREC-I (ID: 416649-30-9)	(50.861)	38.93	1,980.00	(1,709.09)	270.91 L
4/20	High Cost							
6/25	Sale		JPM MID CAP EQ FD - SEL FUND 689 JP MORGAN	(99.527)	48.26	4,803.17	(3,369.26)	1,433.91 L
6/26	High Cost		CHASE BANK AS SHAREHOLDER SERVICING AGENT @ 48 26 (ID: 4812A1-26-6)					
6/29	Sale		JPM SHORT DURATION BD FD - SEL FUND 3133 JP	(1,009.917)	10.89	10,998.00	(10,865.53)	134.71 L
6/30	High Cost		MORGAN CHASE BANK AS SHAREHOLDER SERVICING AGENT @ 10 89 (ID: 4812C1-33-0)					(2.24) S
7/28	Sale		ABERDEEN ASIA-PAC XJ-INST EQUITY FUND -	(404.200)	11.19	4,523.00	(4,726.38)	4.50 L
7/29	High Cost		INSTITUTIONAL SERVICE SHARES (ID: 003021-69-8)					(207.88) S
7/28	Sale		PRUDENTIAL INVT PORTFOLIOS 9 PRU ABRN FD Z	(270.031)	9.61	2,595.00	(2,681.41)	(86.41) L
7/29	High Cost		(ID: 74441J-82-9)					
7/28	Sale		GATEWAY FUND-Y (ID: 367829-88-4)	(92.886)	30.08	2,794.00	(2,572.01)	221.99 L
7/29	High Cost							
8/27	Sale		ABERDEEN ASIA-PAC XJ-INST EQUITY FUND -	(220.128)	10.10	2,223.29	(2,324.55)	(101.26) L
8/28	High Cost		INSTITUTIONAL SERVICE SHARES (ID: 003021-69-8)					
8/28	Sale		MATTHEWS PACIFIC TIGER FD-IS (ID: 577130-83-4)	(176.772)	24.54	4,337.98	(3,094.37)	1,243.61 L
8/31	High Cost							
10/16	Sale		INV BALANCED-RISK ALLOC-Y (ID: 00141V-69-7)	(409.776)	11.47	4,700.13	(4,934.80)	(197.83) L
10/19	High Cost							(36.84) S
10/14	Sale		DEUTSCHE XTRAC MSCI EAFE HEDGE FD @ 26 7863	(335.000)	26.771	8,968.23	(9,933.46)	(965.23) S
10/19	High Cost		8,973 41 BROKERAGE 5 02 TAX &/OR SEC 16 MERRILL LYNCH PIERCE FENNER & SMIT (ID: 233051-20-0)					
11/23	LT Capital Gain		ARTISAN INTL VALUE FD-ADV 11/19/15 LONG TERM	200.220	1.682	336.71		
11/23	Distribution		CAPITAL GAINS @ 1.682 PER SHARE AS OF 11/19/15 (ID: 04314H-66-7)					



**OTTO REDLICH CHARITABLE TRUST ACCT. P64149001**  
 For the Period 1/1/15 to 12/31/15



0054073888031017412962  
 0064073067001001002962

Trade Date	Type	Selection Method	Description	Quantity	Per Unit Amount	Proceeds	Tax Cost	Realized Gain/Loss
11/23	Sale		CREDIT SUISSE COMM RET ST-1 (ID. 22544R-30-5)	(863 112)	4 68	4,039 36	(4,937.00)	(897 64) S
11/24	High Cost							
12/14	LT Capital Gain		JPM US EQ FD - INSTL FUND 1382 LONG TERM	622 249	0 603	375.50		
12/14	Distribution		CAPITAL GAINS @ 0 60346 (ID 4812A1-14-2)					
12/14	LT Capital Gain		JPM INTREPID AMER FD - SEL FUND 1206 LONG TERM	158.629	2.252	357 31		
12/14	Distribution		CAPITAL GAINS @ 2 25248 (ID 4812A2-10-8)					
12/14	LT Capital Gain		JPM CORE BD FD - SEL FUND 3720 LONG TERM	1,485 155	0 021	31 87		
12/14	Distribution		CAPITAL GAINS @ 0.02146 (ID 4812C0-38-1)					
12/14	LT Capital Gain		JPM HIGH YIELD FD - SEL FUND 3580 LONG TERM	669 889	0 004	2 69		
12/14	Distribution		CAPITAL GAINS @ 0 00401 (ID 4812C0-80-3)					
12/14	LT Capital Gain		JPM SHORT DURATION BD FD - SEL FUND 3133 LONG	876 580	0 008	7 42		
12/14	Distribution		TERM CAPITAL GAINS @ 0 00846 (ID 4812C1-33-0)					
12/14	LT Capital Gain		JPM MKT EXP ENH INDEX FD - SEL FUND 3708 LONG	320 321	2 132	682 85		
12/14	Distribution		TERM CAPITAL GAINS @ 2 13178 (ID. 4812C1-63-7)					
12/15	LT Capital Gain		HARTFORD CAPITAL APPREC-1 12/14/15 LONG TERM	120 369	2 558	307 91		
12/15	Distribution		CAPITAL GAINS @ 2 558 PER SHARE AS OF 12/14/15 (ID 416649-30-9)					
12/17	LT Capital Gain		MFS INTL VALUE-1 12/15/15 LONG TERM CAPITAL	204 099	0.314	64 15		
12/17	Distribution		GAINS @ 0 314 PER SHARE AS OF 12/15/15 (ID 55273E-82-2)					
12/18	LT Capital Gain		GOTHAM ABSOLUTE RETURN-INS 12/17/15 LONG TERM	373 541	0 167	62 43		
12/18	Distribution		CAPITAL GAINS @ 0 167 PER SHARE AS OF 12/17/15 (ID. 360873-13-7)					
12/21	LT Capital Gain		OAKMARK INTERNATIONAL-1 12/18/15 LONG TERM	313 485	0 584	183 08		
12/21	Distribution		CAPITAL GAINS @ 0 584 PER SHARE AS OF 12/18/15 (ID 413838-20-2)					

**Settled Sales/Maturities/Redemptions**



OTTO REDLICH CHARITABLE TRUST ACCT. P64149001  
For the Period 1/1/15 to 12/31/15

Trade Date	Type	Description	Quantity	Per Unit Amount	Proceeds	Tax Cost	Realized Gain/Loss
Settle Date	Selection Method						
<b>Settled Sales/Maturities/Redemptions</b>							
12/21	LT Capital Gain	NEUBERGER BER MUJ/C OPP-INS 12/18/15 LONG TERM	569 762	0 414	235 77		
12/21	Distribution	CAPITAL GAINS @ 0.414 PER SHARE AS OF 12/18/15 (ID: 64122Q-30-9)					
12/23	LT Capital Gain	BROWN ADV JAPAN ALPHA OPP-IS 12/21/15 LONG TERM	381 844	0 02	7 45		
12/23	Distribution	CAPITAL GAINS @ 0.020 PER SHARE AS OF 12/21/15 (ID: 115233-57-9)					
12/23	LT Capital Gain	DODGE & COX INCOME FD 12/22/15 LONG TERM	350 556	0 005	1 75		
12/23	Distribution	CAPITAL GAINS @ 0 005 PER SHARE AS OF 12/22/15 (ID: 256210-10-5)					
12/28	LT Capital Gain	DEUTSCHE X-TRACKERS MSCI JAP LONG TERM CAPITAL	91.000	0 523	47 55		
12/28	Distribution	GAINS @ 0 52252 (ID: 233051-50-7)					
12/28	LT Capital Gain	DEUTSCHE X-TRACKERS MSCI EUR LONG TERM CAPITAL	225.000	0.124	27 79		
12/28	Distribution	GAINS @ 0 12353 (ID: 233051-85-3)					
12/23	Sale	DEUTSCHE X-TRACKERS MSCI JAP @ 38 6303 2.820.01	(73.000)	38 615	2,818 87	(2,734 51)	84 36 S
12/29	High Cost	BROKERAGE 1.09 TAX &/OR SEC 05 UBS SECURITIES LLC (ID: 233051-50-7)					
12/23	Sale	DEUTSCHE X-TRACKERS MSCI EUR @ 25 9465 4.307 11	(166 000)	25 931	4,304 55	(4,268 24)	36 31 S
12/29	High Cost	BROKERAGE 2.49 TAX &/OR SEC 07 DEUTSCHE BANC ALEX BROWN INC (ID: 233051-85-3)					
12/23	Sale	DEUTSCHE X-TRACKERS MSCI JAP @ 38.64 695 52	(18,000)	38,617	695 11	(674 26)	20.85 S
12/29	High Cost	BROKERAGE 0 40 TAX &/OR SEC 01 BROADCORT CAPITAL CORP (ID: 233051-50-7)					
12/23	Sale	DEUTSCHE X-TRACKERS MSCI EUR @ 26 00 1.534 00	(59 000)	25 977	1,532 66	(1,517.02)	15 64 S
12/29	High Cost	BROKERAGE 1.32 TAX &/OR SEC .02 BROADCORT CAPITAL CORP (ID: 233051-85-3)					
<b>Total Settled Sales/Maturities/Redemptions</b>					<b>\$86,578.61</b>	<b>(\$84,242.03)</b>	<b>\$1,575.68 L</b> <b>(\$1,971.68) S</b>



**OTTO REDLICH CHARITABLE TRUST ACCT. P64149001**  
**For the Period 1/1/15 to 12/31/15**



0054073888031017412963  
 0064073067001001002963

Trade Date Settle Date	Type	Description	Quantity	Per Unit Amount	Market Cost
<b>Settled Securities Purchased</b>					
1/29 1/30	Purchase	INV BALANCED-RISK ALLOC-Y (ID: 00141V-69-7)	105 245	11 82	(1,244 00)
2/3 2/4	Purchase	ABERDEEN ASIA-PAC XJ-INST EQUITY FUND - INSTITUTIONAL SERVICE SHARES (ID 003021-69-8)	203 859	11 66	(2,377.00)
2/3 2/6	Purchase	SPDR S&P 500 ETF TRUST @ 204.8141 5.734 79 BROKERAGE 0 42 CITIGROUP GLOBAL MKTS INC (ID 78462F-10-3)	28 000	204 829	(5,735 21)
3/27 3/30	Purchase	CREDIT SUISSE COMMODITY RETURN STRATEGY FUND (ID: 22544R-30-5)	863 112	5.72	(4,937.00)
3/31 4/6	Purchase	DEUTSCHE XTRAC MSCI EAFE HEDGE FD @ 30 0269 2.912.60 BROKERAGE 1 45 UBS SECURITIES LLC (ID 233051-20-0)	97 000	30 042	(2,914 05)
3/31 4/7	Purchase	DEUTSCHE XTRAC MSCI EAFE HEDGE FD @ 30 0197 2,011 31 BROKERAGE 1 00 DEUTSCHE BANC ALEX BROWN INC (ID: 233051-20-0)	67,000	30.034	(2,012 31)
6/29 6/30	Purchase	JPM CORE BD FD - SEL FUND 3720 JP MORGAN CHASE BANK AS SHAREHOLDER SERVICING AGENT @ 11 65 (ID 4812C0-38-1)	849 957	11 65	(9,902.00)
6/25 6/30	Purchase	ISHARES CORE S&P MID-CAP ETF @ 152 603 3,204 66 BROKERAGE 0 31 BARCLAYS CAPITAL LE (ID 464287-50-7)	21 000	152 618	(3,204 97)
7/28 7/29	Purchase	BROWN ADV JAPAN ALPHA OPP-IS (ID 115233-57-9)	203 307	12 70	(2,582 00)
7/28 7/31	Purchase	DEUTSCHE XTRAC MSCI EAFE HEDGE FD @ 29 1918 583 83 BROKERAGE 0 30 BARCLAYS CAPITAL LE (ID 233051-20-0)	20 000	29.207	(584 13)



OTTO REDLICH CHARITABLE TRUST ACCT. P64149001  
For the Period 1/1/15 to 12/31/15

Trade Date	Type	Description	Quantity	Per Unit Amount	Market Cost
<b>Settled Securities Purchased</b>					
7/28 7/31	Purchase	DEUTSCHE XTRAC MSCI EAFE HEDGE FD @ 29.2707 1,024.47 BROKERAGE 0.52 UBS SECURITIES LLC (ID: 233051-20-0)	35,000	29,285	(1,024.99)
7/28 7/31	Purchase	DEUTSCHE XTRAC MSCI EAFE HEDGE FD @ 29.2744 1,200.25 BROKERAGE 0.92 CANTOR FITZGERALD & CO INC (ID: 233051-20-0)	41,000	29,297	(1,201.17)
7/28 7/31	Purchase	DEUTSCHE XTRAC MSCI EAFE HEDGE FD @ 29.2759 2,195.69 BROKERAGE 1.12 BARCLAYS CAPITAL LE (ID: 233051-20-0)	75,000	29,291	(2,196.81)
7/28 7/31	Purchase	ISHARES MSCI EAFE INDEX FUND @ 64.1988 2,439.55 BROKERAGE 0.57 MERRILL LYNCH PIERCE FENNER & SMIT (ID: 464287-46-5)	38,000	64,214	(2,440.12)
7/28 7/31	Purchase	VANGUARD FTSE EUROPE ETF @ 54.9306 1,538.05 BROKERAGE 0.42 DEUTSCHE BANC ALEX BROWN INC (ID: 922042-87-4)	28,000	54,945	(1,538.47)
7/28 7/31	Purchase	VANGUARD FTSE EUROPE ETF @ 54.9425 164.82 BROKERAGE 0.04 DEUTSCHE BANC ALEX BROWN INC (ID: 922042-87-4)	3,000	54,953	(164.86)
7/28 8/3	Purchase	VANGUARD FTSE EUROPE ETF @ 54.9528 769.33 BROKERAGE 0.31 MERRILL LYNCH PROF CLEARING CORP (ID: 922042-87-4)	14,000	54,974	(769.64)
8/12 8/13	Purchase	EQUINOX FDS TR EQNX CB STGY I (ID: 29446A-81-9)	98,285	11.08	(1,089.00)
8/25 8/26	Purchase	JPM GLBL RES ENH INDEX FD - SEL FUND 3457 JP MORGAN CHASE BANK AS SHAREHOLDER SERVICING AGENT @ 17.15 (ID: 46637K-51-3)	137,376	17.15	(2,356.00)
8/25 8/26	Purchase	JPM UNCONSTRAINED DEBT FD - SELECT FUND 2130 JP MORGAN CHASE BANK AS SHAREHOLDER SERVICING AGENT @ 9.77 (ID: 48121A-29-0)	438,792	9.77	(4,287.00)



OTTO REDLICH CHARITABLE TRUST ACCT. P64149001  
For the Period 1/1/15 to 12/31/15



0054073888031017412964  
0064073067001001002964

Trade Date	Settle Date	Type	Description	Quantity	Per Unit Amount	Market Cost
<b>Settled Securities Purchased</b>						
10/16	10/19	Purchase	EQUINOX FDS TR IPM SYSTMATC 1 (ID 29446A-71-0)	458.743	10 18	(4,670 00)
10/14	10/20	Purchase	DEUTSCHE X-TRACKERS MSCI EUROPE HEDGED EQUITY ETF @ 25.6973 5.781 89 BROKERAGE 3 37 MERRILL LYNCH PIERCE FENNER & SMIT (ID 233051-85-3)	225 000	25 712	(5,785 26)
10/14	10/26	Purchase	DEUTSCHE X-TRACS MSCI JAPAN HEDGE FD @ 37 4441 3.407 41 BROKERAGE 1 36 MERRILL LYNCH PIERCE FENNER & SMIT (ID 233051-50-7)	91 000	37 459	(3,408.77)
11/30	12/1	Purchase	JPM SHORT DURATION BD FD - SEL FUND 3133 JP MORGAN CHASE BANK AS SHAREHOLDER SERVICING AGENT @ 10 84 (ID 4812C1-33-0)	195 664	10 84	(2,121 00)
12/23	12/29	Purchase	ISHA CURR HEDGED MSCI EAFE @ 25 7734 7.113 45 BROKERAGE 4 14 MERRILL LYNCH PIERCE FENNER & SMIT (ID 46434V-80-3)	276 000	25 788	(7,117 59)
12/23	12/30	Purchase	ISHA CURR HEDGED MSCI EAFE @ 25 82 2,297 98 BROKERAGE 2 00 BROADCORT CAPITAL CORP (ID 46434V-80-3)	89 000	25 842	(2,299 98)
<b>Total Settled Securities Purchased</b>						<b>(\$77,963.33)</b>

**COST ADJUSTMENTS**

Settle Date	Type	Description	Quantity	Cost Basis Adjustments	Currency Gain/Loss USD
2/9	Cost Basis Adj	PIMCO UNCONSTRAINED BOND-P RETURN OF CAPITAL ADJUSTMENT FOR 2014 DIVIDENDS (ID 72201M-45-3)	464 726	(1 91)	

J.P. Morgan

*J.P. Morgan*

THIS PAGE INTENTIONALLY LEFT BLANK

**J.P. Morgan**